



US007947458B1

(12) **United States Patent**
Page et al.

(10) **Patent No.:** **US 7,947,458 B1**
(45) **Date of Patent:** **May 24, 2011**

- (54) **PLACENTAL HUMAN NEUROKININ B PRECURSOR**
- (75) Inventors: **Nigel Page**, Reading (GB); **Phillip Lowry**, Reading (GB)
- (73) Assignee: **Perinatal Diagnostics Limited**, Boldon, Tyne & Wear (GB)
- (*) Notice: Subject to any disclaimer, the term of this patent is extended or adjusted under 35 U.S.C. 154(b) by 437 days.
- (21) Appl. No.: **10/130,340**
- (22) PCT Filed: **Nov. 10, 2000**
- (86) PCT No.: **PCT/GB00/04315**
§ 371 (c)(1),
(2), (4) Date: **Sep. 26, 2002**
- (87) PCT Pub. No.: **WO01/36979**
PCT Pub. Date: **May 25, 2001**

(30) **Foreign Application Priority Data**
Nov. 16, 1999 (GB) 9927125.6

- (51) **Int. Cl.**
G01N 33/53 (2006.01)
- (52) **U.S. Cl.** **435/7.1**; 436/518
- (58) **Field of Classification Search** 435/7.1,
435/7.2, 7.91, 7.92; 436/516, 518
See application file for complete search history.

(56) **References Cited**

U.S. PATENT DOCUMENTS

4,665,157 A	5/1987	Wright
4,742,156 A	5/1988	Wright
5,328,927 A	7/1994	Lewis et al.
5,331,089 A	7/1994	Curtis et al.
5,344,830 A	9/1994	Mills et al.
5,360,820 A	11/1994	Hagan et al.
5,491,140 A	2/1996	Bruns, Jr. et al.
5,612,336 A	3/1997	Lewis et al.
5,846,973 A	12/1998	Gehlert et al.
5,985,606 A	11/1999	Hillman et al.
6,689,566 B1 *	2/2004	Cantor et al. 435/7.1

FOREIGN PATENT DOCUMENTS

CA	2154116	1/1996
EP	0591040	4/1994
EP	0693489	1/1996
WO	9404494	3/1994

OTHER PUBLICATIONS

Lucas et al. (Neuroscience 1992, vol. 51, p. 317-345).*

Williams et al. (Infect & Immunity 2000 vol. 68, p. 2535-2545; include AntiJen search report.*

Liljeqvist et al. (Abstract only, Journal Gen Virology 1998 vol. 79 (Pt 5), p. 1215-1224; include the attachment of AntiJen Epitope Search report.*

Ngo et al. (1995) "The Protein Folding Problem and Tertiary Structure Prediction, Chapter 14: Computational Complexity Protein Structure Prediction, and the Levinthal Paradox" pp. 492-495 Editor by Merz et al.*

Bork (2000) Genome Research 10:398-400.*

Skolnick (2000) Trends in Biotech. 18: 34-39.*

Smith et al. (1997) Nature Biotechnology 15: 1222-1223.*

Pennica et al. (Proc. Natl. Acad. Sci, 95:14717-14722, 1998).*

Haynes et al. (Electrophoresis, 19:1862-1871, 1998).*

Konopka et al. (PNAS 83:4049-52, 1986); Summer et al. Neurology 2006, vol. 66, p. 1067-1073).*

Lewin (Genes VI (1997) Chapter 29, pp. 847-848); Gokman-Polar et al. (Cancer Research 61:1375-1381, 2001).*

Kangawa, et al., Neuromedin K: A Novel Mammalian Tachykinin Identified in Porcine Spinal Cord, Biochemical and Biophysical Research Communications, 1983, vol. 114, No. 2, pp. 533-540.

Mastrangelo, et al., The Rat Isolated Portal Vein: A Preparation Sensitive to Neurokinins, Particularly Neurokinin B, European Journal of Pharmacology, 1986, vol. 134, pp. 321-326.

D'Orléans-Juste, et al., Neurokinins Produce Selective Venoconstriction Via NK-3 Receptors in the Rat Mesenteric Vascular Bed, European Journal of Pharmacology, 1991, vol. 204, pp. 329-0334.

Garrett, et al., Pharmacological Properties of a Potent and Selective Nonpeptide Substance P Antagonist, Proc. Natl. Acad. Sci. USA, Nov. 1991, vol. 88, pp. 10208-10212.

Moussaoui, et al., Distribution of Neurokinin B in Rat Spinal Cord and Peripheral Tissues: Comparison With Neurokinin A and Substance P and Effects of Neonatal Capsaicin Treatment, News Science, 1992, vol. 48, No. 4, pp. 969-978.

Henikoff, et al., Amino Acid Substitution Matrices From Protein Blocks, Proc. Natl. Acad. Sci. USA, Proc. Natl. Acad. Sci. USA, Nov. 1992, vol. 89, pp. 10915-10919.

Roccon, et al., Study of SR 142801, A New Potent Non-Peptide NK₃ Receptor Antagonist on Cardiovascular Responses in Conscious Guinea-Pig, British Journal of Pharmacology, 1996, vol. 118, pp. 1095-1102.

Longmore, et al., Neurokinin-Receptor Antagonists: Pharmacological Tools and Therapeutic Drugs, Can. J. Physiol. Pharmacol., 1997, vol. 75, pp. 612-621.

Thompson, et al., Canine Intrinsic Cardiac Neurons Involved in Cardiac Regulation Possess NK₁, NK₂, and NK₃ Receptors, American Physiological Society, 1998, pp. R1683-R1689. Page, et al., Excessive Placental Secretion of Neurokinin B During the Third Trimester Causes Pre-Eclampsia, Nature, Jun. 15, 2000, vol. 405, pp. 797-800. Walker, Pre-Eclampsia, The Lancet, Oct. 7, 2000, vol. 356, pp. 1260-1265.

* cited by examiner

Primary Examiner — Jacob Cheu

(74) *Attorney, Agent, or Firm* — Mahreen Chaudhry Hoda; Carolyn S. Elmore; Elmore Patent Law Group PC

(57) **ABSTRACT**

Methods of diagnosing pregnancy induced hypertension or pre-eclampsia by the measurement of the production of neurokinin B, its precursor and fragments thereof are provided, as are kits for use in the methods. Treatments of the conditions and methods of preparing suitable medicaments are also provided as are antibodies and useful antigenic materials.

7 Claims, 20 Drawing Sheets

FIG. 1

THE AMINO ACID RESIDUE SEQUENCE OF THE HUMAN NEUROKININ B PRECURSOR

MRIMLLFTAILAFSLAQSFGAVCKEPQEEVVPGGGRSKRDPDLYQLLQRLFKSHSSLEGLLKALSQASTDPK
 ESTSPEKRDDMHDFVGLMGKRSPDSDVDVNOENVPSFGILKYPPRAE

FIG. 2

THE AMINO ACID SEQUENCE OF NEUROKININ PEPTIDE

DMHDFVGLM-NH₂

FIG. 3

THE CLONED FULL-LENGTH PLACENTAL cDNA OF THE HUMAN NEUROKININ B PRECURSOR

<u>GGCACAGAGC</u>	<u>TGCTCCACAG</u>	<u>GCACCATGAG</u>	<u>GATCATGCTG</u>	<u>CTATTCACAG</u>	50
<u>CCATCCTGGC</u>	<u>CTTCAGCCTA</u>	<u>GCTCAGAGCT</u>	<u>TTGGGGCTGT</u>	<u>CTGTAAGGAG</u>	100
<u>CCACAGGAGG</u>	<u>AGGTGGTTCC</u>	<u>TGGCGGGGGC</u>	<u>CGCAGCAAGA</u>	<u>GGGATCCAGA</u>	150
<u>TCTCTACCAG</u>	<u>CTGCTCCAGA</u>	<u>GACTCTTCAA</u>	<u>AAGCCACTCA</u>	<u>TCTCTGGAGG</u>	200
<u>GATTGCTCAA</u>	<u>AGCCCTGAGC</u>	<u>CAGGCTAGCA</u>	<u>CAGATCCTAA</u>	<u>GGAATCAACA</u>	250
<u>TCTCCCGAGA</u>	<u>AACGTCACAT</u>	<u>GCATGACTTC</u>	<u>TTTGTGGGAC</u>	<u>TTATGGGCAA</u>	300
<u>GAGGAGCGTC</u>	<u>CAGCCAGACT</u>	<u>CTCCTACGGA</u>	<u>TGTGAATCAA</u>	<u>GAGAACGTCC</u>	350
<u>CCAGCTTTGG</u>	<u>CATCCTCAAG</u>	<u>TATCCCCGGA</u>	<u>GAGCAGAATA</u>	<u>GGTACTCCAC</u>	400
<u>TTCCGGACTC</u>	<u>CTGGACTGCA</u>	<u>TTAGGAAGAC</u>	<u>CTCTTTCCCT</u>	<u>GTCCCAATCC</u>	450
<u>CCAGGTGCGC</u>	<u>ACGCTCCTGT</u>	<u>TACCCTTTCT</u>	<u>CTTCCCTGTT</u>	<u>CTTGTAACAT</u>	500
<u>TCTTGTGCTT</u>	<u>TGACTCCTTC</u>	<u>TCCATCTTTT</u>	<u>CTACCTGACC</u>	<u>CTGGTGTGGA</u>	550
<u>AACTGCATAG</u>	<u>TGAATATCCC</u>	<u>CAACCCCAAT</u>	<u>GGGCATTGAC</u>	<u>TGTAGAATAC</u>	600
<u>CCTAGAGTTC</u>	<u>CTGTAGTGTG</u>	<u>CTACATTAATA</u>	<u>AATATAATGT</u>	<u>CTCTCTCTAT</u>	650
<u>TCCTCAACAA</u>	<u>TAAAGGATTT</u>	<u>TTGCATACGA</u>	<u>AAAAAAAAAA</u>	<u>AAAAAAAAAA</u>	700
<u>AAAAAA</u>					706

FIG. 4

1 AGGCTACTGT AGGTAACCAC CCAGCTTGGT TCTTCAGCTC CACATGGTGG GGTTAGGAGA
61 GGAGGAGGAG GGAGATGGAT GGAACCAATT AGGAACAGCA CCTGGGCTCC TCACAGGAAT
121 GAACCAGTCA TGCCATTTGC ATGTAAACAG CTCCCACCTT CTCTCCTCAT CCTACCAAAT
181 GCTCCCAACC CTGGGTCTG GCCCATGTTC TTTGCCACAC CAGCCCTGTA ATTAGCTGGG
241 TAATGAGAAG CTTTAAATGA GTCCCATTAG CATCTCGTGT AATAAAGAGG CCTTGAGACC
301 CAGCTGCTGT CCTCACTTG GGATGAACAC GGTCCCTGT GTAGCCAGTG ACTTCTGTCA
361 GTACAGTCTA AGTTCTCGGA TGGGGTGGGA GACAAACATT TCAGGACCCC AGCAGCACTT
421 GAGAGGTTCC ATGGTGGATC CATGTTTTTG ACTGTGATAC AAGAACTTG GCTCTGGCTT
481 CCTTGTTTCAT TTTGTAAATA ACATTTTTTC TTCTTTAAG AGACAGAGTC TTACTTTGTT
541 GCCCAGGCTG GAGTGTAGCA ATGCAATTAT AGCTCACTGC AGCCTCAACC TCCTGGGCTC
601 AAGTGATCCT CCTGCCCTCAG CCTCTGGGAT AGCTGGGGCC ACAGGCATGC ACCACCATGC
661 CTGGCTAATT TTTAAAAATG TTTTTGTAGA GATGGGGTCT TACTTGCTAT GTTGCTCAGA
721 CTGGTCTCGA ACTTCTGGCT TCAAGCAATT CTCCCACCTC GCCCTCCTAA AGTGCTGGGA
781 GTATGGGCAT GAGCCACCAT GTCCAGCCTT GTAATAACAT TTTTATTGAG CACCTATTAT
841 ATGTCAAACA TTATAAAGTG AGGGATACAG TAGCAAACAA AACAGACAAA AATTTTTGCC
901 ATCATGACAC TTATATTCCT GGGTGGGAGT GGTGATAGAA AGACAATAAG TAAAATACTT
961 AGCATAGTGG ATGTAATAAG TTCATGAAGG GAAAAATGGG AGTGAGGTAT ATGGAATTTT
1021 GGGGTGGTGA TAATTTTAAA TAGGGTGATT GGGGAATGCT TTGTTGCACA GATTGTTTTT
1081 GTAGTAAATA TGAGATAAAG ATACGGTTCT CTCCCAACT CAAAATGTAG AAGAGTAGAA
1141 GGTCCCAAAT CTTCAAGTCT CTTGGAGAGG GGGGCCACCC ATTCCGCTG GGACAGTTAA
1201 CTGTTCCCTC ACAGGTCAAA GTTTATGCCA GTGCAGTAAA AAGAGTGGGA GACCTGGGGT
1261 GAGACAAACC TGGATTTGAG GCTGTTCTTC ACTGATTAGT AGCCATATGT ACTGGAGCAA
1321 GTGACTGAAC CTTCTGAGCC TGTTTTCTCA TCTGGAAAAT CAGAATATTT CCTACTTACA
1381 TGGTCATGGT GATGAAAACC AGATGGACTG CTCCATGCCA AAGCACCTG CAAACATTCA
1441 AACCTGCAC CCATTACAAA TACTGGGCTG ACGGATGGCT CTGGCTTTGC TTTTGCATCT
1501 CCGCTGTCTC ATTCAGCAGC AGCATCTGGC TCTGGCTCTC GGCTCTGATC CTGGTTCTGA
1561 CTCTCCCCTG GAGCTCTCTC CTTGGGTGA GAAATAAGCA GATAATCTCC CTCATCTGTG
1621 TGTGGTGTGA ACAAGAGGCT TGAAAGGTCA GAGAAGAAGA TGCCTGAAC GCAGGGAGAC
1681 AGATTAGAGT GGGGAAAATG TAACTCTGAG GAAAAAGGGA AGCAATTAAG AGATCAAGGC
1741 CAGGGGCAGT GGCTCATGCC TGTAATCCCA ACACTTGGG AGGCTGAGGC GGGCAGACCA
1801 TGAGGTCAGG AGTTCGAGAC CAGTCTGGCC AACATAGTGA AACCCCGTCT CTAATAAAAA
1861 TACAAAAAAA TTAGCCAGGT ATGGTGGTGT GCACCTGTAA TCCCAGCTAC TTGGGAGGCT

1921 GAGGCAGAAG AATTGCATGA ACCCGGGAGG CAGAGGTTGC GGTGAGCCGA GATTGAACCA
1981 TTGCACTCCA ACCTGGGCAA CAGTGTGAGA CTCTGTCTCC AAAAAAAAAA AAAAAAAAAA
2041 AAATCAAGGC CGGGGAGGGG GCAGGGGTGG CACAGCTATC GAGTTCTGTT CATCCTCTGT
2101 GAGATTACAT CAGGAGGTGT AAAAGAACTC TAGAAGAATG AAGCTAAGTC CAGCTGATTC
2161 AGGGTTCAAG AAGGATTGAG GTGGGAGAGG CATCATGACC ACTGGTGAGG AGTGGAGGAA
2221 GGCCGACACT GGAGCTTTCT TTGCCAAGC AGAGGAGGGG TGTGACACTC TTGAGGACCA
2281 ATGTAATGGC GCAGCTCCCT CTGGGAGGGG GAAAGGAGAG GACTGGAGGG GATGCTAAAC
2341 TGACCTTCTA ACCTTCAGGG GCCTGAGTCT GGTGTGCTG GGTGGGGAGG GGCCTGCC
2401 TGAAACTGTT TTAGCCCAGA AGTCAGGCCCT GAAGGTAAAG GGGCAAGGAG CTGGTGGATG
2461 AACAAAGGTGG GGAAAGAGGC CCAGGGTCCA CATCTACTGA GCTGGACTCA GGCATGGGAA
2521 TTGGTGTGTG GAGGGCCAAG ACACTTGGCC TCCTAAAAGT TTGCTGAAAA TCACTGACAT
2581 GAGAGTAATT GATTTATAGG AGAAAAGGTA GATAAATTTA TTTAATATGT ATATATGAGC
2641 ACCTTTAGAA TGAAGACCCA AAGATATAGG GGAAATTGCC AGTTATTTAT TTATTTTTTT
2701 TGGAGATGGA GTCTCACTGT GTCTGCCAGG CTAGAGTGCA GTGGCATGAT CTCGGCTCAC
2761 TGCAACCTCC GCCTGCTGGG TTCAAGCAAT TCTCCTGCCT CATCCTCCTG AGCAGCTGTG
2821 ACTACAGGCA CGCACCACCA TGCCCGGCTA ATTTTTTGTA TTTTTTAGTA GAGACAGGGT
2881 TTCACCATGC TGGCCAGGCT GGTCTGGAAC TCCTGACCTT GTGATCCGCC CCCTTGCC
2941 TCCAGAGTG CTGGGATTAT AGGCATGAGC CACCGCCCCC AGCCTGAAAT CGCCAATTTT
3001 ATGTTTATGT TTTACAAAGT ATGGACAGCT GTGTAGAAAT ATGACTGGAC AGAAGGGCAT
3061 GCTCTAATGT TAACAGACTG AGTGGGGAAA CCCAGGAAGG CCTGTTGAGA TTCCTCCTGG
3121 CCTCTCTCAT TCCTTCCTTC TGGGTATGGG GCAGGACCCT CTCTGGAATG GGGAGATCTT
3181 AGGACCTAAG TTAAATAAGG TAGGTCAGAT AATTTTTTAT GGCCAGTTTT TACATACAGT
3241 AATTTTAGGT TTTATGGCTG GCTTTGGGGA AAAGAGGTCC TGGTTTTTAT AGCTGGCCTT
3301 GGGGGAGAAT GGGACCCAGC AACAGGAGGA CAGGAGAGGG TCAGAGAAAA ACTTCTGCTT
3361 CTGAGGCTGC TACTGAGGCC TTCATTTTAG GGTATTGTCT TCTGAGCCCC AGCATTCCCTC
3421 GGTGTGAAAA ATTTTAAAGA AATTTTATAG TCCAGAAATT GAGTTGGTGA ATTGTCTTAT
3481 AAGCCATGGA ACTAGTCTCT TAGTCCTGAG AATAGGCCAG TCTAGTTAAA TAGTTATTAG
3541 TTGTGTCTAA TTTTAGGCAG TGTGTTGCAG ATGGGCTTCC ACCAAAGCCA GGCCCTCTATA
3601 TGATATGAGT AATCAGTTAT TTAGTAAGAG GCATTTTGT CTCAAAAAAT AAATAAATAA
3661 AAATATATGA ATAAATGAAT GTATGTTTCT TATCAGACTA CGTCTGTTCT ATCATTAAAT
3721 CCAGAAGGGA GGAGGGTCTG GTTCCCCCTT CCCATCATGG CCTGACCTAG TTTTCAGGTT
3781 AATTTTAGAA CACCCTTGGC TGTGAGGAGT GGTCCATTCG GATGGTTAGG GAGCTTTAGG
3841 ATTTTACTTT TGTTTTACAA AGTAATGTGA ATTAAACAGA CATTTGAGTT AAAGTTTTTA

FIG. 4_{CONT'D}

3901 TTTTTTAATA AATATTTGA TTTAAGCATT TTTTAACTG AATTAATTAG AGCTCTTTA
3961 TATATTTTGA TAATGGAACA TTACATACAC AGGCACATAT AAATATATAG ACACATAAAC
4021 AGAAGTAGAG CTTATAGATT TATACTTTTT TTTTTTTTTT TTTTTTTAAT GAGACAGGTT
4081 CTCCTTCTGT CATCTAGGCT GGAGTGCAGT GGTGCCATCA CAGCTCACTG CAGCCTGAC
4141 CTCCAAGGCT CAAGCAATCC TTCTACCTGA CTGGCTAGCT GGGACTACAG GCGCGTGCCA
4201 CCATGCCTGG CTAATTCGTG TATTTTTTGT AGATATGGGG AGTTTTACCA TCTTGCCCAG
4261 GCTGGTCTTG AACTCCTGGG CTCAAGAAAT TTTCCCTAAT TGACCTCCCA AAGTGTGGA
4321 ATTACAGGCA TGAGGCACTA CGCCAGACCA GATTTTTTAT TTGTCAGTTT CTAGGTAGTT
4381 TTCCCAACT TCAGACTATC AATTTTTAAA TTATCTGTTT TATGCTTAA TTATTAATA
4441 GGCAACTCTA AACTTGTATC TCTAAGACAT GACTTTTAGA TGAAATAAGG TAGAAAAATG
4501 ATATTTCAAA GGCATAGAAT TTAGATCTAA ATAAAGGTAA AGTTATCTAA ATTTTAAGCC
4561 ATTGTCTTTT CTATTCTAAA AGGTTTTGGA GGTGGGGTG TAGAGAGGGA GATGCCTTA
4621 CAAATGGAAT TTTTGTGTTT GTTTTTGTTT TGAGACGGAG TCTTGCTCTG TCACCCAGAG
4681 TCTCGCTCTG TCGCCCAGGC TGGAGTGCAG TGGCACGATC TCCGCTCACT GCAACCTCTG
4741 CCTCCGGGCT TCAAGTGATT CTCCCACCTC AACCTCCTGA GTAGTGGGGA TTACAGCTGT
4801 GTGCCACCAC GCCCAGCTAA TTTTTGTATT TTTAGTAGAG ACCGAGTTT ACCATGCTGG
4861 CCAGGCTGAT CTCGAACTCC CACCTCAGGT GATCCGCTCG CCTTGGCCTC CCAAAGTGCT
4921 GGGATAACAG GCATGAGCCA CTGCACCTGG CCTTTTCTGA GTTTTTTAAG GAGTCTGAGT
4981 CATTAGAAGT CTTTTCTAGA TTTTTTAAAA ATGTGGTATT GAAGATGGCA AAGAGGAAGG
5041 AGGAATAGGG TGGAGTAAAA GTAAATGGGA GGATAGTTTT TAAGAAAGGA AGTGAATAGA
5101 GACATCAAAC ACATTTTAAA AAAAAGATTT TAGTCTACTG AACAAAATTT TTTAAAATAG
5161 GATTTAAAGA GAAAACACAG AAGGCTTTAA AAATATACAC ATAGCTTGAA TATTAGCTTT
5221 TAATTAAGCT GACTTCTAAC CATGGAGCTC TTTAACAAAA ATTCTTTTAA ATTTGTCTCT
5281 CTCCTCCTTT AAAACTTTTT GTAGAGATGG GGTTCGCCC TGTTACCCAG GCTGGTCTCA
5341 AGTCCGGGCA ACTTCTGGGC TAAAGTGATC TGCCTGTCTC GGCCTCCCAA GTGATAGGAT
5401 TACAGGTGTG AGCCACTGCG ACTCACCTTA AATCTCTTGT TACCAGATTT TAGTTGGGAC
5461 AAATGCTGAT ATTTTAAAAG TCACATAAAT ATTAAGCCGA AAAGGACTGA TTTCTGATTA
5521 GGAAGGAAAC CTAAGCCACG GTGGGAATTT TAATTATTAA ACTGTAAAAT GGAGCAGCCT
5581 CCATGTTTAA TTTTGTATGG AATCCAAAGT GGCAGTTTGA GTGTAATTGT TTTAGGTCAG
5641 GTTTTGTGTC TTTAATTTAA TCAAGACAAT TGTTAAGGAT AGCTGTGACA CTATPATGTG
5701 TCCTTTAAT TTGATCTATC AATTCCTTAG AACAAGTAAT TTTTTTAAAT TTAGGAATTT
5761 TAGTCTAAAG GATTTATCTT TTGGCCATTG ACAATTAGAA TTTTTAATGG GGTATTTAAT
5821 TCCAATAGCA ACTTAATCCA AAGTTTCTT TATGTCAAAG AAAACAGAAG CCCAGGAGGG
5881 ATGAGACCTT GTAAGACAAA ACTCCCCTAG GAGCTTGGA TGTGAAAA TACATGTGTT
5941 GGGTCCCAA TCTTTTCATA CTGGCTGTGA TGTTACCTGA AAAATCACAT CCTTTGGATG
6001 GTGGAGACCA AGCGGGAATA TCCCCTCTA GTCACGTCAT GCTCTCAAG ACATGAGACA
6061 AGAGGGAAAC CTCTCACCTT GTTTTTATTT CAGGGACTGG CAGCAAAGTT TGTCATAACA
6121 GAAGTCAGCA TAACCAGAAC CACGAACTG ACCAGTTTGC AGGGCCAGTT CAAACAGTGG

FIG. 4_{CONT'D}

6181 GTTGCAGGCC TGTCTACCC TAGGGTACCC CTCCTTATGA CAGAACACCA AAAGACAAGA
6241 CAAAAACGAA GGAAAACGGC AACAACAAAA AAGCTATTTT TGAAAGGAAA ATGGCAACAA
6301 CAACAACAAA AGCTATTTCT GAAGGGAATG GGGTCAAAC ATGAATACTT ATACCACAAA
6361 GACTAAAAA ATATATCAGA CTCACTATAC CAAGGTTAGT CACACACAAA ACCTGTTCTC
6421 TCATTAATCT TACATTTGGA AAGGAAAAGG GAAACAATGA TTTTACTGT CCACTCATCC
6481 AGAGTCCACA GAGAGAGGAA AACTGGAAAA CTGGGAGTCT GGCAGGAAAT TCTCACTCCT
6541 CTGCTGGCTT GCCAGGTCC TGTATTTCCCT TCTCTGTGGC TTCCAGAAAA GCACAATAGC
6601 TTTGGTGGTC TTATTTGTGA TGCCAAACTG TGGTCTTGGC CCCCTAAAGT TTCAGTGAAA
6661 ATCACTGACA TGAAGCAGAT TAATAGGGAA AAAGGCATAC AAATTTATTA AATACGAATG
6721 GGAGCCTTTA GAATGAAGCC TTGAAGCTAT AGGGGAAATT GTCTATTTTT ATGTTTAGGT
6781 TTAACAAAGT ATGGACAGCT GTGTAGAAAT ATGACTGGAC AGAAAGGGCA CGATCTAATG
6841 TTAACAGACT GAGTGGGAA ACCCAGCAAG GCCTGTCTGT TGAGATTCCCT CCTAGCCTCT
6901 CTCATTCCCTT CCTTCTGGTG TGGGGCAGGA CCCTCTCTGG AATGGAGGTT TTATGACCTA
6961 AGTCAAATAA CGTAGTCTAG ATTTTTTTTT TTTTTTTTTT TTTTTTGAGC TGGAGTCTCT
7021 CTGTCAACAG GCTGGAGTGC AGTGGCGTGA CCTTGGCTCA CTGAAACCTC CGCCCCCTGG
7081 GTTCAAGCCA TTCTCTGCC TTAGCCTCCT GAGTAGCTGG GATTACAGGG GTGTGCCACC
7141 ACGCCCAGCT AATTTTTGTA TTTTATAGTAC AGACAGGGTT TCACCTTGTT GGTGAGGCTG
7201 GTCTCAAATT CCTGACCTTG TGATCCACCT GCCTCGGCCT CCCAAAGTGC TAGGATTACA
7261 GCGTGAGCC ACTGTGCCCG GCCTTTTTTT TTTTTTTTTT TTTTATAGGAA GTTGTATTTT
7321 GGGCTTTTTA ACTAGCTTGT TTTTAAATTA GATTATTGCC TTTAGGGTGG AGCCCTTTAA
7381 TAAAAAGGGG GAAGAAAAACA TAGGTTTTAG GGCCTCATAT TAAATGGGT AAAGCAGGCA
7441 TAGCTGGAAG GCAGAATACA GAACCCCTT AATCAAGGAT CTCATTTTTA TATTGAATCC
7501 TAGGCCCCCC AAAAGAGGGA AATGTCATGG GACGAGATGT GTGGCATTTT TATCGAGTGC
7561 CCCACTGTAA AGATGCTCCC CCAAGGCTGG CAGGCAGCCC AGTGCCGATT AGCCACTCT
7621 GTGCTTAGTC TTTTTTTTTT TTTTTTTTTT GAGGTGGAGT CTTGCTCTGT TGCCAGGCT
7681 GGAGTGCAAT GCGTGATCT CGGCTCAATG CAATCTCTGT CTCGTGGGT CAAGCGATTC
7741 TCCTGCCTCA GCCTCCAAG TAGCTGAGAT TACAGGCACC AGCCACTATG CTCAGCTAAT
7801 TTTTGTATT TTTAGTAGAG ATGGGGTTT AACATGTTGG CCAGGCTGGT CTCGAACTTC
7861 TGACCCAAG TGATCCGCC GCCTCGGCCT CCCAAAGTGC TGGGATTACA GCGTGAGCC
7921 ACCATGCCTG GCGTGCTTAG CCTATTTTTA ATGGGAGTTT CATCCTCAAT GGTGAGTGCT
7981 TTCATTGTCT TTAGGTGCCC CAGACCATGT TTTTAAAAAT TAAATGCAC GAAGAAATAA
8041 GTAGCCCTGT ATAGTAGTAA TACTTTGTTG TGAATACTG TCATAAGTCA TCTCTAAAAC
8101 TGTATTTTTT ATCTAGTTAT TATATATGAC TAGCTATATG TCTAGTTTTT TAAATAATAC
8161 AAAGTAATTT ATTTTGGCA TCCTCAAAAA CCAAAGAGAT TAGGTAATGT AGTGTAGAAG
8221 AGAGCAGAGC TTTAGACCTG AGAAGAATCT GCCCATGACT CGTGAACTC CACAACGAAA
8281 GTAGGAGACC CAAAAAAGG GGTGAGTGTC ATCTTTCTG AATTTTTTTT TTTTTTAGA
8341 TGGAGTCTTG CTCTGCCACC AGGCTGGAGT GCAGTGGTGC AATCTCGGCT CAGCCTCCCG
8401 AGTAGCTAGG ATTACAGGCA CGCGCCACCA TGACCAGCTA ATTTTTGTAT TTTTAGTAGA
8461 GACAGCGTTT CACCATGTTG GCCAGGATGG TCTCGGTCTC TTGACCTCGT GATCCGCCCC

FIG. 4_{CONT'D}

8521 CCTCGGCCTC CCAAAGTGCT GGGATTACAA GCGTGAGCCA CTGCACTCGG CCGGTCAGAT
8581 AATTTTTTTG GCCAGTTTTT ACATAGAGTA ATTTTAGGTT TTATGGCTGG CTTTGGGGCA
8641 AAGGGGTTCT GGTTTTTATA GCTGGTCTTG GGGGAGAATG GAACCGAGTG ACAAGAGGAC
8701 AAGAGAGGGT CAGAGAAAAA CTTCTGCTTC TGAGGCGGCT ATTGAGGCCT TCATTTTGGGA
8761 GTATTGTCCT CTAAGCCCCA GCAGTGTCAA ACTGTACACA AACCATACAC AGCAGCCAGC
8821 TCGGGTGCTG TTAGGAAATG GTCTCACTGC TGGGTCTGTG GGGTATGTGT GTGTCTGGGT
8881 GTGTGGCTAC TGTCTGCATC CTCCTCCCCC CTACAGCCTC CCCGCCTCCC CTCCAGCCAC
8941 CCTGGGATTG GTGACTCTCA GCCCCTCCCC TCAGCTCCCC TAGACCCTCC CAGAGCCTTT
9001 ATCAGGGAGC TGGGACTGAG TGA CTG CAGC CTCTCCTAGAT CCCCTCCACT CGGTTTCTCT
9061 CTTTGCAGGA GCACCGGCAG CACCAGTGTG TGAGGAGAGC AGGCAGCGGT CCTAGCCAGT
9121 TCCTTGATCC TGCCAGACCA CCCAGCCCCC GGCACAGAGC TGCTCCACAG GTAGGCAAGT
9181 GGGAGAATGC TGGATGGACC AGAGCTGGCA CCAGGGGGCT GTTATCTCCT GACTGCCCTT
9241 CTTCTTCCTT TTCTTTCATC TGTGTATTGT CAGGCAGCTA CTAATTGTCA ACCCAGAAGC
9301 TGCTGGGTTT AGACCAGGGT CTAATAAAT CACACCCCCA CAGAAGCCTG CGGGCACTGG
9361 GCACTGATTC CCCAGTGTT TCTGAGTATT CCAGTTTGCC ACTGCCTTGA CTGTAACATA
9421 TGCTAGTATC CATTCTCATT TTTTAAATTT TTATTTATTT ATTTATTTAT TTTTGGAGAC
9481 AGAGTTTCAC TCTTGTCAAC CAGGCTGGAG TACAATGGCG CGATCTCAGC TCACTGCAAC
9541 CTCCGCCTCC CAGGTTCAAG TGATTATCCT GCCTCAGCCT CCTGAGCTGG GATTACAGGC
9601 ATGCGCCACC ATGCCAGCT AATTTTTGTA TTTTATAGTAG AGACAGAGTT TCACCATGTT
9661 GGCCAGGCTG GTCTTGAACCT CCTGACCTCA AGTGACCCGC CCATCTCGGC CTCCCAAAGT
9721 GCTAGGATTA CAGGTGTGAG CCACTGCGCC CAGCCTATTT CTTTTTTGAG ATGGAATCTT
9781 GCTCTCTCGC CCAGGCTGGA ATGCAGCAAG CATGATCTCG GCTCACTGCA ACCTCCATCT
9841 CCCGGGCTCA AGCCATCCTT CAGCCTCGGC CTCCCCAGTA GCTGAGACCA CAGGCACATG
9901 CCACCACGCC TGGCTAATTT TTTATATTTT TGTTAAAGAT GTGGTTTCAC CATGTTGCC
9961 AGGCTGGTCT CAAACTCCTG AGCTCAAGTG ATCACTCGC CTGGCCTCC CAAAGTGCTA
10021 GGATTACAGG TGTGAGCCAC TGCACCCGGC CTTACCCATT ATCTTTTGAA CATCTACTAT
10081 GCATTAAGCT CTTTACATGC ATTAACCTCTA ATACTTTCAA TAACCCTGTG AGGTAGGCTC
10141 TTTTCTTTCT CCCATTTTGT AGTTAAAAAG CCAAGGCTCA GAGAGGTTAA ATAACCTGCC
10201 GGGGGTTCCA CAGCTGTAAG TGGTAAAGCT GGGTTACAAA CTATTTGACT CTAGAGCTTT
10261 TAACCACTGC CTAAGACTGC CCCTCATCAA TAGAGGCTTG GGCAACCCAT GGCCCTAGGC
10321 AGACCTGGGG GCAGGAGGGC TGCATAGGAA AGGCAGAAC TTTCTAGTTC TAGAACAAC
10381 AATAAAAAGA AGAAAGCCTT CAGAGGCTCC ACATTAATTG GAACAAAGGG GATTATGACA
10441 GATGCTTAGG CATGTTTGT GAATTATTAA TAAATAAAT CAGACTAGGG ACTGGGGACT
10501 CCAGTCTTGG AGGCCTTCAC AGGCCAGAT CCCAAACCCA CCAAACCCAC TAGACCTGCA
10561 GTGGAAGCTA CAATGAGCTT GGATAGTTCC TGCAGTTAAC AGCAATATAC TATGTATTCT
10621 GCCTCTTTCT ATTTAAATTT TTTAACCTGA TATCTTAGTA AAACCTTTTC ATAAAAATTC
10681 CAGACATTTG GAAGTGCCAA AAATCAAGTC ATTTTTTATA TCTTCAGTAA TTCTGTGCCA
10741 TAAACAAACA GGTGCTAGG TGCTCTATGG GATGTAAAC CTTGGCCAGG CAAGGTGACT

FIG. 4_{CONT'D}

10801 CACTCCTGTA ATCCTAGCAC TTTGGGAGGC TGAGGCGGGA ATATTGCTTG AGCCCAGGAA
10861 TTTGTGACCA GTCTGGGCAA CATAGTGAGA CCTAGACTCT ACAAACAAAAA TTTAAAAATT
10921 AGGTGGGTGT GGTGGCTCAT ACCTGTAGTC CCAGCTACTT GGAAGGCTGA GGTGGGAGGA
10981 TCGCTTGAGC CCAGGAGGCG GGCAAGGCTG CAGTGAGCTG TGATGGTGGC ACTGCACTCC
11041 AGCCTGGGCG ACAGAGCAAA ACCCTGTCTC AAAAAAGAG GCAAAAACAA AAACCTAAGA
11101 ATCCTTGTTT TAGATTGGGG CAGACTAAAG AGTCAGTTGC CATGGATGAA GCTTGATTGG
11161 ATCCTGGAAA AGGAAAAATA AAGCTTCAAA GGACATGTTT AGAAGTTTAT AAAGGACATG
11221 TAGAGAAATC TGAGAGTGGA TCGCTGTTGG ATGAGTGATG TTGATTTTCT TAGGTGTGGT
11281 GATGGAGTTA TGATTGTGTA AGAGAATGTT CCAGTTCTTG GGAGAGGCAT GCTGACATTT
11341 TAGGGTAAAA TGTCATGATA TCTATAACCT ACTTTAGGAT GGTAGGGTAG CAAGGATTTG
11401 TGTAATATGT TATATGCATG TATTTATATG CACACATATG TGTGTGTGTC AGAGCACACA
11461 GATAGTGCAA GGTGTTAACA TTATCAGTTG GTGCATTTAG ATGAGGAACA TACAGTATAC
11521 AGATGTTAAT TGATCTTTT TTCAACTTTT CTGTAAGTTA AAAAACTTT CAAAATAATA
11581 AGCTATATTG AATTTTAAAA ACATCATATT ATGCTATTCT TCTGTATAAA TTCTCCAATG
11641 GTGTTCCATT TCACTCCTTA CCACAGCCTA CAAGGCCCAT CATGATCTGC CCCGACCTAC
11701 TCTCTGATCC TCTCTCTCC TGCTCAAGTG ATTCTGGCCA CCCTTTTTTTT TTCTTCTTTT
11761 TTAGACAGTC TTGCTCTGTC ACCCAAGCTG GAGTGCAGTG GTGCGATCTT GGCTCACTGC
11821 AACCTCCACC TCCCGGGTTC AAGCGATTCT CCTGTCTCAA CCTCTAGAGT AGCTGGGATT
11881 ACAGGCATGC GCCACCATGC CCAGCTAATT TTTGCTCACC CTGGCTTTTT AATGTCTCTG
11941 GAATATGCTG CCACTCATTG CTGCCTCAGG GTCTACTTCT TTGCATCACA GCAGATGCCA
12001 TTATCTGACA TCACACTATA TATTTATTTG CTTGTGTAGT TGGTCCCCTT CTCCACCCTA
12061 CAGTAGAATG TAAGTCCAGT GAAAATGAAG ACTTTGTTC A CTGTTATGTC CCAGTACCTA
12121 GAACAGTTCC AGGCACTAAG TAGACACTCA ATAAATGTTG ACTAGTGAAA AAAAAATGTGA
12181 GACCTGGGAT CCTGCCTTAT AAGGACTCAG TGTCTAGAAA AGGGAGCTGT TTTCCATGCA
12241 AATAACTGTA GTACAAAGAC GAGTGTAGGC AAATTGCTAT GGGGCTTCAA AGAAAGGAGA
12301 GGCAATCCGG GGCTTGGGGA ATCAGGGAGG GCTTTGAGCT GATCTCCAG GTTGGCAGAG
12361 TTGAGTCAAG AGAGCATCGA GAGCTAAGGC ACACAGTGAT CATGCATGGG CTGGGTAGGG
12421 GCATGGGAAA GAGTCTCTGTC CGGGTGGTGT GCCCAGGGAA TGCAGGGGTC CTGCGACATG
12481 AGGCTGGGCT CTTAAGTGTC AGGGAGGAAA CCCAGGAGAG AAAAGCACTT CCAGTGAAAC
12541 CCTGGGAAAG GCCAGAGAGA AGGAGGAAGA GCATGGGATC TTGGACAGAG GCTGGAGCAA
12601 ATTGTAACGT ACCTCCGCTG ATTGGATTTT TGACCGTGGT TAGGACCTG ACTATTGCTC
12661 ATTCAGACAT GAGACACATT TGCTTACAGC CTCTCTTTGT TGTTGAGGG TCTGGATCCC
12721 TCAGCTTAAG AGAGGAATGG GGGCTCTGAA GCTCTGGGCC TCTTCATTGT CTCCCTGAAT
12781 TCATTTGCTC TTTCTCCTTT GCTCCTTTAT TTGCTCCTTC TTCCTTTGAA TGGAGGCTGA
12841 CATGTTTGGG CTTGACTGAT TTGAGAGGAG GGGAAATTTG GTACCTAGCC AACAGCTGAC
12901 ACAGACAGTG GCTGCCACCT GTAGGCAATT GTGAACAGAA GGAATAGAAA GCTACAGGAG
12961 CAAAACCTTG AGACCAGCTT TCATATTGGT TCCTCTTACC TCACTGCCCT GGGTAGCAGG
13021 TCTTTGGTTG GAACTAATCG TTCTCTCCCT CCAGTCTCCT ATTCATGCTC TTACCTCCCG
13081 GCCTCAAGCC TGCACCTCTT GCTGAAAAG ATCCAAGAGG TGACTCCCTT CCATCTCTTC

FIG. 4_{CONT'D}

13141 AGCTCCACCC CTTGCTTCTC ACTGTGGGTT AACTTCCTCC TTTGAAGTGG CAGGATCTGG
13201 GTGCCAGTTT GCCTGTCAGG AAGTGTTTCT TATCACTCCA CTCCCAATCC CCCTGGTCCC
13261 AAAC TAGGTA CAGAAATTCC TACTGGGGCT GAAGAACAAT TTGCCATCCA CAAACGTCTT
13321 AGACAAGACA TGGCCAGCCG CCCCTACAA GTGCCTCAGC ACAGCAAATC AGGAGCTGCA
13381 GCAGCTCTTC TACCAGTGGG AGGCAAGTGG AGCCCAGGCA CCCCTCCTCT CATTTCGTCT
13441 TTTTTTCCC TCCCCCTGAT TTTCTCTTTT TGCCCTCCCTC TTCTATTTTT TTCCCATTAA
13501 AAAAATGTG GTAAAATATA CATAACATAC AATCTACCAT TTTAACGGTG TTTAAGTGTA
13561 TAGTTCAGTG GCATGAGCGA CATTTCATGTT GTTCTGCAGC CATCACTGCC ATCCATCTCC
13621 ATATGCGTTT TTCATCACCC CAAACTGAAA CTCTGTACCC ATTAAGCAAT AACCCCTAT
13681 TCTCCCATTC CCCTAGCCCC TGATATCTTA TAATCTACTT TCTGTTTCTA TGAATTTAC
13741 TTTTCCAAGT GCCTCATATA AGTGGGAATC ATATTTGTCC TTTTGTGTCT GGCTTATTTT
13801 ACTTAGCATA AAGTAATTTG TTCTTTTATT CAGGAAATGC TTATTGAGCA CCTGTCTGGG
13861 ACTAAGCCTT GCCCTGAGAG CTGAGCATAG AGCCCTCCTG GTGCTTTTAT TTGATGGTGT
13921 CCATTCCCTC CCCTAGCCTC CCTCAGTTCT CGCACTCCTC CTCAATGGTC CTCCAGCCCC
13981 GGCCTCTCCC TGAGGTGTCT AGTGCCTGTC CTTTTTCTC AGTCTCTCTC CTCTCCTAGT
14041 GTCTTCTAGT CAATATTTCT CACCTCCCTC CCCAGCCCTG CCCTCCCACT CTATGATTTT
14101 AGCTCCTGTC CCTCCTTCCT CACAGTGCAA GAGTTCCTGG GATCAGCTGT CCCCAGGCA
14161 GGTAGAGATC CTGAGGGAAA AGCTCTGTGC CAGTGAAGT TCAAGGGCA AGAAGGCTTC
14221 ATATCCCCAG AGGTGAGGGC CTCCCAGACC CTGCACAGCC AGTTCATCA CGCAGCAGTT
14281 CTCAACTTG AGCGTGCCTT AGAATCACCT GGCAGGATTG TCACCCCCAG GTGCTGTGTC
14341 CCTCCTCAGA GTCTCTGATC CAGCAGGTCT TGGGGTGAGG ACCAAAATTT GCCTTTCTAA
14401 CAACTCCCCA GGTGGTGCTG ATGTCTTGGT CCTGGACTGT GCTCTGTGGA CACTGACAGA
14461 GGATACGTGG ATGTGGGGGA AGGGCCCGG AGGACTAGGA TGGGAAGTCT GGGGGTGGGG
14521 AAGAGGCCTC TGGGCCTTGT CGCGCTGCAC ACCTCCCATG TGTTCTCAGT GTCCCCATTC
14581 CATTCTGTGG TGAATACATT GGGCTGCAAG GGAACCCCAA GCTGCAGAA GCTGAAAGGCG
14641 GGGAGGAGGG GCCTGTTCCTG ATGGCAGAGG CCGTGAAGAA GGTCAATCGT GGCAATGGCA
14701 AGGTAAGGGC CTGCAGGCTG AACTCCTCCC GCAGCTAGTG CAGAGCTGTG GGCTGGCCTC
14761 TGGAGAGCAG ATGGCAGGCT GTGTTTGCGC CCTGCCAGGT GGAGTGGGGG CAATTAATCC
14821 TGCCTTTTCT CACCCTTGCC TGTTCCGTCC CTAGACTTCT TCTCGGATTC TCCTCCTGAC
14881 CAAGGGCCAT GTGATTCTCA CAGACACCAA GAAGTCCCAG GCCAAAATG TCATTGGGCT
14941 AGACAATGTG GCTGGGGTGT CAGTACCAG CCTCAAGGAT GGGCTCTTTA GCTTGCATCT
15001 GAGTGAGGTA TCAGAGCTGG GTGGGGCAAG CCTTGGACTG GAGAAGGTGG TATGCATCCC
15061 AGGGCTGGGG CAGGCTGGAG GTGATGGGGA CCAGACCTTT CGCTCTGGGC CTTTGATGTC
15121 CCTCAGGTGC TCCTGAAGAG AAAAAATGAA TCCCTTTTCT GCTATTTTTT CCTCTTCCTA
15181 AGATGTCATC GGTGGGCTCC AAGGGGGACT TCCTGCTGGT CAGCGAGCAT GTGATTGAAC
15241 TGCTGACCAA AATGTACCGG GCTGTGCTGG ATGCCACGCA GAGGCAGCTT ACAGTCACCG
15301 TGAATGAGAA GTGAGGCCAT GAACTGGGGG TGAGGGGCGG CTTACGGTAG ATGGCCAGGC
15361 TGATGGTCAT CGTGACCAGG ATCAGAAAGC GAAGCATGTA GGGCAGTGCA GGCCGGGGCT

FIG. 4_{CONT'D}

15421 TGGAGGTGTT TCTCAGGCC CCACCCAGGT TCTCTGGGGC CTCAAGTCT CTGACTCGCA
15481 TGATGGGGGG GCCATCATGG AAATGCGGGA GTCGGGGTGA GGGGATGGGC ACTAGACTTG
15541 GTTTTCTGTT CCCTCTCCAG GTTCTCAGTG AGGTTCAAGG AGAACAGTGT GGCTGTCAAG
15601 GTCGTCCAGG GCCCTGCAGG TGGTGACAAC AGCAAGCTAC GCTACAAAAA AAAGGGGAGT
15661 CATTGCTTGG AGGTGACTGT GCAGTGAGGA GGGGGCACCA TGCAGAGATG GCAGTTGCTT
15721 CCTCCTGAAC CAGCACTAAT CCCCCTCTGC CCTCCTGTGT GGGAGGATCT CTAACCCCTC
15781 TGATCGTGGC GCATGGCTTG GGGATTAAAC TACCCTTGAA GAGGACCCCT GTCCCAAACC
15841 CTTCTTGTTT TCTCCTCCAA AAGTAGCTTC CTCCAACCCG CAGCCTCTCT GCACACTAAT
15901 AAAACATGTG GCTTGAAAG GTTCAGTCAG GGTGGGTGGG TCCTTGTTCC CCCTATCTTT
15961 TCACCCAGGT GTACTTAGAC CCCTGCCCCC ATGCCCTTTT TCCTCCTCAA GTCCTTGGA
16021 GCCAGCTAGT GAGGTAATAA GAAAGGAAAA GAAGGAAAT TGCTCCGGG CTCCTTGACC
16081 GGCTGAGCTC TGGGGGGGTG TTAGAGAGA CTGCGGTGGG TGGAGGGGCT GCGGGGGGAG
16141 TTAAGGATGG GGCTCAGGTC GCAGGTGGCC AGTGGACTGA TTCATTAAGT GTGTCCCTGG
16201 AGGAAAGAAG TGAGCATCCC TGTCTGGCA GAAACTGGGG TCCTTTGGCG ATTTAGCCTG
16261 AAAAGCAGCC CAAGGCTGGA GGGCTTATGT ATGCTGGGGT GCTGGGGAAT GCAGGGTCTC
16321 CTGACTTGG GAACGCCATC ACCCCTTCTA CTCCCACACA CAGCACAGGG CTCCATCACA
16381 CCAGCCTCCC CGACACCCCC TTCCTTCTCA CACACCCGAG ATGCCAAACT GCTGCCAACA
16441 GTTATCTTGC TCGTCTCTGT CCCACAGCTG GGGCCTGCAG CAGGTGGCAC TTCACATCAC
16501 TCACTTGATG AGGCTCCCTC ATCAAGACCC TCCCATCCCT GTAACCTGGC CCTTTCCTCT
16561 CCTCTCCCTT TATTTTCCCT GCGTCATTGT CATTATCTTT TTCTCACCTT CCCAACTATC
16621 TCACACCATC TCATTGTCCC TGTTTCTGTG AGCTCTGACT AATATCAATA TGTAATATTT
16681 TGTAATAATG TTTAAATATT TTCCTACTCC CCCTCATATC TATTTCTCA TAGATCTGT
16741 CTTGTCTGTC TTGTCTCTAC CTTCTGTCTG GCCTCTACCT TTGGGGAACA AGTGCTCAT
16801 GTAGTCACAG TAAAATTTAG ATCTGTGGTC TGTGAGAGCT TAGCAGGCTC TGCCTTTGTT
16861 TTTGTCTCTG GCTGTCTCTT CCTTCTCTCA AGATCTCTAC CTGCGCTACC TCTTCCCGCT
16921 TCCTTCCCTT AACTCACTAT GCCTTGGGGC TGGGGTCTCC CTCCACCTGA CTTCCATCTG
16981 CAGGCAGCTC ACGGCCGGCT ATCATGCTGG CCAGGGAGAA CTGATTAACT TCTCTTCCCTG
17041 CCTGCAGATT AATCTGCTGT CTGAGCACAA GCCACGTGCT TCTGGCACAC CCTGCTTTGA
17101 GCTGAGATAG AACCTGGGGA ATCATCTGTT TTCAGGCGGG TGAGGGGCTA GAGCCTGCCT
17161 TGTTTGGGAG GAGGGTGGCT CTGTTCAGAA TAGGGGTAGC TCAGGCTCTG GCCAGCCTC
17221 TCCCGCCCCC AACAGCTCCC CCCATCCTTG ACTTCTCAGA ATCAGGCCGA GAAGAGCCTA
17281 TCTGGCCGAG AGTGGGGTGG TGACCTGCGC CTCATCGCCC CCGCTCTCCA TCTCATCTCC
17341 TGCTCCAGG GCCCAAATTG TCGTCACTTT CCCAGTGAAG TGCTGGTCA TTTTCTCAGA
17401 CAATTTAGG AGAACATGCA GCTGCCGCTC CCTATCCTGC ATTTCCCTTC ACAGGGCTGA
17461 AGGCACTGTC AGCTCCCTGG GCTGGGGGTG ATGGGAGAGG GGAAGGGCTA GGGCCCTCAC
17521 CCCTGTCTC ACTGTGCCA TCATGTAGAT GGAAGGAGT TCAAGGAAGG GCAGGCACTC
17581 CCCTCCTCCT TTAATCTTCT GTCATCTCTT TCCTCCTCTT CTTTCTGTC TCTGCCTCTC
17641 TTTTCTGGAG CCTAGGAGTG TGTGTTTTCA TCCCCTGAAA CAAATAGGGA CTCAGTTTCC
17701 CCACCTGTGT TACAGGGTTG GAATTGGCTC CATCACTGTG GGAGAAGCTG GAGTTCTGCT

FIG. 4_{CONT'D}

17761 ACCAGTCCCTC CCCTCCCCAG CCCTGCCTCT TCTCTCCCAG CCCTCTCCCT TCAGCCAGTT
17821 CAGCGCTCTG AGAGTCTGGG TTGTTTCAGC CTCTGAGGGG CACAAGCCAT CCTGGATTCC
17881 CCTAACCCCA TGAGGAGCCA TTCTAGCATC TCACAGCTTA AACCAGCTCT AGCTCAGTCC
17941 TCCTGGCTTA GTCCATTTTT CTTCCTCAGG CTCTGAGGGC CTCTTGTTCC TTGCTCTGTG
18001 GGGTTTTCTC CAGTTGTCTC CTGGCTGCAG GACATGGCAG GACATAGAAT GCTGTCTATC
18061 TTCCACTCTT CATTGGCAGC TCCACCCAGT GTCACATATG ACCCTAGCCC TGCTCTCCCC
18121 TTGCCAGTAC CCCTCTGGGA TTTTGGCAGA GTCCACAAGT TGTGCATGTG GTGGATATAT
18181 TCAGGCCATC TTGTGTGTAC AAGCTAGAGG GTCTGCTTCC ACCTCTGGCC CTCAGTGAAT
18241 TGCTGACTAA CCTGTCTCAA CACAGCACAA CTGTACACAC CTTTTCTCTGG CCTCATCCCT
18301 AACCCATCAT AGCAGCAAAG AGGGGAAGTT GCAGGGGAGG AGCTGCTAAG GACCCTGGAC
18361 TCCAAGTACC CTGCTCCTCT AGGCCAGGGA CATCATCTGA GATGTGGCTC AAATAAAGGG
18421 TGGGTGTTC AAAAAAACA CTTGGGGACT CTATAGCTGC AACACCCACT TTACATGTCA
18481 TTTCCATATG ATTTGTAGGC AAAATGAAGC CCAGGCTGTC CTAGCCCTCC AATACCTCCC
18541 TCTCTCATCA CCTCTCCAAC ATAGCCTAGC ATTAGCTCTT TCAAGTCTTT GCTAATCCCA
18601 GAGATCAAGG GGTGATCAAC TCTCCCTGCC ATCCCCTGT TCCCCGCACC CCCCGCCCG
18661 GCTCCCCCAC CATCCTTGGC TCCTGCCATC CTCTTTGAGA TGCTGCATCA TCAAAGGACA
18721 TTATTTATGG TGTACCTTTG CTGAAGCCCT GCTTCCCTGG TGCCAGGGCT TGGGAGCAGG
18781 GATGGGTGGG TTGGTGGGGG AGAGGGGTGG ATGCAGAGAT TGGACCCAGG AGGCTTTTAG
18841 TCCTCAGCTC TTGGCTTAAC ACCTCCTCCT CTTACACACC CAACTCCCTC CAGCCTGCCC
18901 AGCTTGGGCC TTCAGCTCCA GATTGGTGGG GTTAGGAGAG GAGGAGGAGG GAGATGGATG
18961 GAACCAATTA GGAACAGCAC CTGGGCTCCT CACAGGAATG AACCAGTCAT GCCATTTGCA
19021 TGTAACAGC TTCCCACTC TCTCCTCATC CTACCAAATG CTCCCAACC TGGGTTCTGG
19081 CCCATGTTCT TTGCCACAC AGCCCTGTAA TTAGCTGGGT AATGAGAAGC TTTTAATGAG
19141 TCCCATTAGC ATCTCGTGA ATAAAGAGGC CTTGAGACCC AGCTGCTGTC CTCACTTTGG
19201 GATGAACACG GGTCCCTGTG TAGCCAGTGA CTTCTGTGAG TACAGTCTAA GTTCTCGGAT
19261 GGGGTGGGAG ACAAACATTT CAGGACCCCA GCAGCACTG AGAGGTCCA TGGTGGATCC
19321 ATGTTTTTGA CTGTGATACA AGAACTTGG CTCTGGCTTC CTTGTTCAAT TTGTAATAAA
19381 CATTTTTTCT TCTTTAAGA GACAGAGTCT TACTTTGTTG CCCAGGCTGG AGTGTAGCAA
19441 TGCAATTATA GCTCACTGCA GCCTCAACCT CCTGGGCTCA AGTGATCCTC CTGCCTCAGC
19501 CTCTGGGATA GCTGGGGCCA CAGGCATGCA CCACCATGCC TGGCTAATTT TTAATAATGT
19561 TTTTGTAGAG ATGGGGTCTT ACTTGCTATG TTGCTCAGAC TGGTCTCGAA TCTCTGGCTT
19621 CAAGCAATTC TCCCACCTG CCCTCCTAAA GTGCTGGGAG TATGGGCATG AGCCACCATG
19681 TCCAGCCTG TAAATACATT TTTATTGAGC ACCTATTATA TGTCAAACAT TATAAAGTGA
19741 GGGATACAGT AGCAAACAAA ACAGACAAA ATTTTTGCCA TCATGACACT TATATTCCTG
19801 GGTGGGAGTG GTGATAGAAA GACAATAAGT AAAATACTTA GCATAGTGGG TGAATAAGT
19861 TCATGAAGGG AAAAATGGGA GTGAGGTATA TGGAAATTTG GGGTGGTGAT AATTTTAAAT
19921 AGGGTGATTG GGAATGCTT TGTTGCACAG ATTGTTTTTG TAGTAAATAT GAGATAAAGA
19981 TACGGTTCTC TCCCAAATC AAAATGTAGA AGAGTAGAAG GTCCCAAATC TTCAAGTCTC

FIG. 4_{CONT'D}

20041 TTGGAGAGGG GGGCCACCCA TTCCGTCTGG GACAGTTAAC TGTTCCCTCA CAGGTCAAAG
20101 TTTATGCCAG TGCAGTAAAA AGAGTGGGAG ACCTGGGGTG AGACAAAACCT GGATTTGAGG
20161 CTGTCTTCA CTGATTAGTA GCCATATGTA CTGGAGCAAG TGACTGAACC TTCTGAGCCT
20221 GTTTTCTCAT CTGGAAAATC AGAATATTTT CTACTTACAT GGTATGGTG ATGAAAACCA
20281 GATGGACTGC TCCATGCCAA AGCACCCCTGC AAACATTCAA ACCCTGCACC CATTACAAAAT
20341 ACTGGGCTGA CGGATGGCTC TGGCTTTGCT TTTGCATCTC CGCTGTCTCA TTCAGCAGCA
20401 GCATCTGGCT CTGGCTCTCG GCTCTGATCC TGTTCTGAC TCTCCCTGG AGCTCTCTCC
20461 CTTGGGTGAG AAATAAGCAG ATAATCTCCC TCATCTGTGT GTGGTGTGAA CAAGAGGCTT
20521 GAAAGGTCAG AGAAGAAGAT GCCTGAACTG CAGGGAGACA GATTAGAGTG GGGAAAATGT
20581 AACTCTGAGG AAAAAGGGAA GCAATTAAGA GATCAAGGCC AGGGGCAGTG GCTCATGCCT
20641 GTAATCCCAA CACTTTGGGA GGCTGAGGCG GGCAGACCAT GAGGTCAGGA GTTCGAGACC
20701 AGTCTGGCCA ACATAGTGAA ACCCCGTCTC TACTAAAAAT ACAAAAAAAT TAGCCAGGTA
20761 TGGTGGTGTG CACCTGTAAT CCCAGCTACT TGGGAGGCTG AGGCAGAAGA ATTGCATGAA
20821 CCCGGGAGGC AGAGGTTGCG GTGAGCCGAG ATTGAACCAT TGCACTCCAA CCTGGGCAAC
20881 AGTGTGAGAC TCTGTCTCCA AAAAAAAAAA AAAAAAAAAA AATCAAGGCC GGGGAGGGGG
20941 CAGGGGTGGC ACAGCTATCG AGTTCTGTTC ATCCTCTGTG AGATTACATC AGGAGGTGTA
21001 AAAGAACTCT AGAAGAATGA AGCTAAGTCC AGCTGATTCA GGGTTCAAGA AGGATTGAGG
21061 TGGGAGAGGC ATCATGACCA CTGGTGAGGA GTGGAGGAAG GCCGACACTG GAGCTTTCTT
21121 TGCCAAGCA GAGGAGGGGT GTGACACTCT TGAGGACCAA TGTAATGGCG CAGCTCCCTC
21181 TGGGAGGGGG AAAGGAGAGG ACTGGAGGGG ATGCTAAACT GACCTCTAA CCTTCAGGGG
21241 CCTGAGTCTG GTTGTCCCTGG GTGGGGAGGG GCGCCTGCCT GAAACTGTTT TAGCCAGAA
21301 GTCAGGCCTG AAGGTTAAAG GGCAAGGAGC TGGTGGATGA ACAAGGTGGG GAAAGAGGCC
21361 CAGGGTCCAC ATCTACTGAG CTGGACTCAG GCATGGGAAT TGGTGTGTG AGGGCAAGA
21421 CACTTGGCCT CCTAAAAGTT TGCTGAAAT CACTGACATG AGAGTAATTG ATTTATAGGA
21481 GAAAAGGTAG ATAAATTTAT TTAATATGTA TATATGAGCA CCTTTAGAAT GAAGACCCAA
21541 AGATATAGGG GAAATGCCA GTTATTTATT TATTTTTTTT GGAGATGGAG TCTCACTGTG
21601 TCTGCCAGGC TAGAGTGACG TGGCAATGAT CTCGGCTCAC TGCAACCTCC GCCTGCTGGG
21661 TTCAAGCAAT TCTCCTGCCT CATCCTCCTG AGCAGCTGTG ACTACAGGCA CGCACCACCA
21721 TGCCCGGCTA ATTTTTTGTG TTTTTTAGTA GAGACAGGGT TTCACCATGC TGGCCAGGCT
21781 GGCTGGAAC TCCTGACCTT GTGATCCGCC CGCCTGGCC TCCCAGAGTG CTGGGATTAT
21841 AGCGGTGAGC CACCGCCCCC AGCCTGAAAT CGCCAATTTT ATGTTTATGT TTTACAAAGT
21901 ATGGACAGCT GTGTAGAAAT ATGACTGGAC AGAAGGGCAT GCTCTAATGT TAACAGACTG
21961 AGTGGGGAAA CCCAGGAAGG CCTGTTGAGA TTCTCCTGG CCTCTCTCAT TCCTCTCTC
22021 TGGGTATGGG GCAGGACCCT CTCTGGAATG GGGAGATCTT AGGACCTAAG TTAATAAGG
22081 TAGGTGAGAT AATTTTTTAT GGCCAGTTTT TACATACAGT AATTTTAGGT TTTATGGCTG
22141 GCTTTGGGGA AAAGAGGTCC TGGTTTTTAT AGCTGGCCTT GGGGAGAAT GGGACCCAGC
22201 AACAGGAGGA CAGGAGAGGG TCAGAGAAAA ACTTCTGCTT CTGAGGCTGC TACTGAGGCC
22261 TTCATTTTAG GGTATTGTCT TCTGAGCCCC AGCATTCTC GGTGTGAAAA ATTTTAAAGA
22321 AATTTTATAG TCCAGAAATT GAGTTGGTGA ATTGTCTTAT AAGCCATGGA ACTAGTCTCT

FIG. 4_{CONT'D}

22381 TAGTCCTGAG AATAGGCCAG TCTAGTTAAA TAGTTATTAG TTGTGTCTAA TTTTAGGCAG
22441 TGTGTTGCAG ATGGGCTTCC ACCAAAGCCA GGCTCTATA TGATATGAGT AATCAGTTAT
22501 TTAGTAAGAG GCATTTTTGT CTCAAAAAAT AAATAAATAA AAATATATGA ATAAATGAAT
22561 GTATGTTTCT TATCAGACTA CGTCTGTTCT ATCATTAATT CCAGAAGGGA GGAGGGTCTG
22621 GTTCCCCCTT CCCATCATGG CCTGACCTAG TTTTCAGGTT AATTTTAGAA CACCCTTGGC
22681 TGTGAGGAGT GGTCCATTCT GATGGTTAGG GAGCTTTAGG ATTTTACTTT TGGTTTACAA
22741 AGTAATGTGA ATTAAACAGA CATTTGAGTT AAAGTTTTTA TTTTTTAATA AAATATTTGA
22801 TTTAAGCATT TTTTAACTG AATTAATTAG AGCTCTTTTA TATATTTTGA TAATGGAACA
22861 TTACATACAC AGGCACATAT AAATATATAG ACACATAAAC AGAAGTAGAG CTTATAGATT
22921 TATACTTTTT TTTTTTTTTT TTTTTTTTAA TGAGACAGGT TCTCCTTCTG TCATCTAGGC
22981 TGGAGTGCAG TGGTGCCATC ACAGCTCACT GCAGCCTTGA CCTCCAAGGC TCAAGCAATC
23041 CTTCTACCTG ACTGGCTAGC TGGGACTACA GGC GCGTGCC ACCATGCTG GCTAATTCGT
23101 GTATTTTTTG TAGATATGGG GAGTTTTACC ATCTTGCCCA GGCTGGTCTT GAACCTCTGG
23161 GCTCAAGAAA TTTTCCTAAC TTGACCTCCC AAAGTGTTGG AATTACAGGC ATGAGGCACT
23221 ACGCCAGACC AGATTTTTTA TTTGTCAGTT TCTAGGTAGT TTTCCCAAC TTCAGACTAT
23281 CAATTTTTAA ATTATCTGTT TTATGCTTA ATTATTAACT AGGCAACTCT AAACCTGTAT
23341 CTCTAAGACA TGACTTTTAG ATGAAATAAG GTAGAAAATG TATATTTCAA AGGCATAGAA
23401 TTTAGATCTA AATAAAGGTA AAGTTATCTA AATTTTAAGC CATTGTCTTT TCTATTCTAA
23461 AAGTTTTTGG AGGTTTGGGT GTAGAGAGGG AGATGCCTTT ACAAATGGAA TTTTTGTTGT
23521 TGTTTTTGT TTTGAGACGA GTCTTGCTCT GTCACCCAGA GTCTCGCTCT GTCGCCCAGG
23581 CTGGAGTGCA GTGGCACGAT CTCCGCTCAC TGCAACCTCT GCCTCCCGGC TTCAAGTGAT
23641 TCTCCACCT CAACCTCCTG AGTAGTGGGG ATTACAGCTG TGTGCCACCA CGCCCAGCTA
23701 ATTTTTGTAT TTTTAGTAGA GACCGAGTTT CACCATGCTG GCCAGGCTGA TCTCGAACTC
23761 CCAACCTCAG GTGATCCGCT CGCCTTGGCC TCCCAAAGTG CTGGGATAAC AGGCATGAGC
23821 CACTGCACCT GGCCTTTTCT GAGTTTTTTA AGGAGTCTGA GTCATTAGAA GTCTTTTCTA
23881 GATTTTTTAA AAATGTGGTA TTGAAGATGG CAAAGAGGAA GGAGGAATAG GGTGGAGTAA
23941 AAGTAAATGG GAGGATAGTT TTTAAGAAAG GAAGTGAATA GAGACATCAA ACACATTTTA
24001 AAAAAAAGAT TTTAGTCTAC TGAACAAAAT TTTTTAAAAT AGGATTTAAA GAGAAAACAC
24061 AGAAGGCTTT AAAAATATAC ACATAGCTTG AATATTAGCT TTTAATTAAG CTGACTTCTA
24121 ACCATGGAGC TCTTTAACAA AAATCTTTT AAATTTGTCT CTCTCCTCCT TTA AAACTTT
24181 TTGTAGAGAT GGGGTTTCGC CCTGTTACCC AGGCTGGTCT CAAGTCCGGG CAACTTCTGG
24241 GCTAAAGTGA TCTGCCTGTC TCGGCCTCCC AAGTGATAGG ATTACAGGTG TGAGCCACTG
24301 CGACTCACCT TAAATCTCTT GTTACCAGAT TTTAGTTGGG ACAAATGCTG ATATTTTAAA
24361 AGTCACATAA ATATTAAGCC GAAAAGGACT GATTTCTGAT TAGGAAGGAA ACCCTAAGCC
24421 ACGTGGGAA TTTTAATTAT TAAACTGTAA AATGGAGCAG CCTCCATGTT TAATTTTGTA
24481 TGGAATCCAA AGTGGCAGTT TGAGTGTAAAT TGTTTTAGGT CAGGTTTTTG TGCTTTAATT
24541 TAATCAAGAC AATTGTTAAG GATAGCTGTG ACACTATTAT GTGTCCTTTT AATTTGATCT
24601 ATCAATTCTT TAGAACAAGT AATTTTTTTA AATTTAGGAA TTTTAGTCTA AAGGATTTAT

FIG. 4_{CONT'D}

24661 CTTTTGGCCA TTGACAATTA GAATTTTTAA TGGGGTATTT AATCCAATA GCAACTTAAT
24721 CCAAAGTTTT CTTTATGTCA AAGAAAACAG AAGCCCAGGA GGGATGAGAC CTTGTAAGAC
24781 AAAACTCCCC TAGGAGCTTG GAATGTTTGA AAATACATGT GTTGGGCTCC CAATCTTTTC
24841 ATACTGGCTG TGATGTTACC TGAAAAATCA CATCCTTTGG ATGGTGGAGA CCAAGCGGGA
24901 ATATCCCAT CTAGTCACGT CATGCTCTCA AGGACATGAG ACAAGAGGGA AACCTCTCAC
24961 CCTGTTTTTA TTTCAGGGAC TGGCAGCAAA GTTTGTCATA ACAGAAGTCA GCATAACCAG
25021 AACCACGAAA CTGACCAGTT TGCAGGGCCA GTTCAAACAG TGGSTTGACG GCCTGTTCTA
25081 CCCTAGGGTA CCCCTCCTTA TGACAGAACA CCAAAAGACA AGACAAAAAC GAAGGAAAAC
25141 GGCAACAACA AAAAAGCTAT TTCTGAAAGG AAAATGGCAA CAACAACAAC AAAAGCTATT
25201 TCTGAAGGGA ATGGGGTCAA ACTATGAATA CTTATACCAC AAAGTACTAA AAAATATATC
25261 AGACTCACTA TACCAAGGTT AGTCACACAC AAAACCTGTT CTCTCATTAA TCTTACATTT
25321 GGAAAGGAAA AGGGAACAA TGATTTTTAC TGCCACTCA TCCAGAGTCC ACAGAGAGAG
25381 GAAACTGGA AAACCTGGGAG TCTGGCAGGA AATCTCACT CCTCTGCTGG CTTGCCAGGT
25441 TCCTGTATTT CCTTCTCTGT GGCTTCCAGA AAAGCACAAT AGCTTTGGTG GTCTTATTTG
25501 TGATGCCAAA CTGTGGTCTT GGCCCCCTAA AGTTTCAGTG AAAATCACTG ACATGAAGCA
25561 GATTAATAGG GAAAAAGGCA TACAAAATTA TTAATACGA ATGGGAGCCT TTAGAATGAA
25621 GCCTGAAGC TATAGGGGAA ATTGTCTATT TTTATGTTTA GGTTAACAA AGTATGGACA
25681 GCTGTGTAGA AATATGACTG GACAGAAAGG GCACGATCTA ATGTTAACAG ACTGAGTGGG
25741 GAAACCCAGC AAGGCCTGTC TGTTGAGATT CCTCCTAGCC TCTCTATTG CTTCCCTCTG
25801 GTGTGGGGCA GGACCCTCTC TGGAATGGAG GTTTTATGAC CTAAGTCAAA TAACGTAGGT
25861 CAGATTTTTT TTTTTTTTTT TTTTTTTTTT GAGCTGGAGT CTCTCTGTCA ACAGGCTGGA
25921 GTGCACTGGC GTGACCTTGG CTCACTGAAA CCTCCGCCCC CTGGGTTCAA GCCATTCTCC
25981 TGCCCTAGCC TCCTGAGTAG CTGGGATTAC AGGGGTGTGC CACCACGCCC AGCTAATTTT
26041 TGTATTTTTA GTACAGACAG GGTTTCACCT TGTTGGTCAG GCTGGTCTCA AATTCCTGAC
26101 CTTGTGATCC ACCTGCCTCG GCCTCCCAA GTGCTAGGAT TACAGGCGTG AGCCACTGTG
26161 CCCGGCCTTT TTTTTTTTTT TTTTTTTTTT GGAAGTTGTA TTTTGGGCTT TTTAACTAGC
26221 TTGTTTTTTA ATTAGATTAT TGCCCTTAGG GTGGAGCCCT TTAATAAAAA GGGGAAGAA
26281 AACATAGGTT TTAGGGCCTC ATATTTAAAT GGTAAAGCA GGCATAGCTG GAAGGCAGAA
26341 TACAGAACCC CCCTAATCAA GGATCTCATT TTTATATTGA ATCCTAGGCC CCCCAAAAGA
26401 GGGAAATGTC ATGGGACGAG ATGTGTGGCA TTTTATCGA GTGCCCACT GTAAAGATGC
26461 TCCCCAAGG CTGGCAGGCA GCCCAGTGCC GATTAGCCCA CTCTGTGCTT AGTCTTTTTT
26521 TTTTTTTTTT TTTTGAGGTG GAGTCTTGCT CTGTTGCCCA GGCTGGAGTG CAATGGCGTG
26581 ATCTCGGCTC AATGCAATCT CTGTCTCGTG GGTCAAGCG ATTCTCCTGC CTCAGCCTCC
26641 CAAGTAGCTG AGATTACAGG CACCAGCCAC TATGCTCAGC TAATTTTTTG TATTTTTAGT
26701 AGAGATGGGG TTTCACATG TTGGCCAGGC TGGTCTCGAA CTTCTGACCC CAAGTGATCC
26761 GCCCGCCTCG GCCTCCCAA GTGCTGGGAT TACAGGCGTG AGCCACCATG CCTGGCGTGC
26821 TTAGCCTATT TTTAATGGGA GTTTCATCCT CAATGGTGAG TGCTTTCATT GTCTTTAGGT
26881 GCCCCAGACC ATGTTTTTAA AAATTTAAAT GCACGAAGAA ATAAGTAGCC CTGTATAGTA
26941 GTAATACTTT GTTGTGAATA ACTGTCATAA GTCATCTCTA AAACGTATT TTTTATCTAG

FIG. 4_{CONT'D}

27001 TTATTATATA TGA CTAGCTA TATGTCTAGT TTTTAAATA ATACAAAGTA ATTTATTTTT
 27061 GGCATCCTCA AAAACCAAAG AGATTAGGTA ATGTAGTGTA GAAGAGAGCA GAGCTTTAGA
 27121 CCTGAGAAGA ATCTGCCCAT GACTCGTGAA ACTCCACAAC GAAAGTAGGA GACCCCAAAA
 27181 AAGGGGTGAG TGTCATCTTT TCTGAATTTT TTTTTTTTTT TAGATGGAGT CTTGCTCTGC
 27241 CACCAGGCTG GAGTGCAGTG GTGCAATCTC GGCTCAGCCT CCCGAGTAGC TAGGATTACA
 27301 GGCACGCGCC ACCATGACCA GCTAATTTTT GTATTTTTAG TAGAGACAGC GTTTCACCAT
 27361 GTTGCCAGG ATGGTCTCGG TCTCTTGACC TCGTGATCCG CCCGCTCGG CCTCCCAAAG
 27421 TGCTGGGATT ACAAGCGTGA GCCACTGCAC TCGGCCGGTC AGATAATTTT TTTGGCCAGT
 27481 TTTTACATAG AGTAATTTTA GGTTTTATGG CTGGCTTTGG GGCAAAGGGG TTCTGGTTTT
 27541 TATAGCTGGT CTGGGGGAG AATGGAACCG AGTGACAAGA GGACAAGAGA GGGTCAGAGA
 27601 AAAACTTCTG CTCTGAGGC GGCTATTGAG GCCTTCATTT TGGAGTATTG TCCTCTAAGC
 27661 CCCAGCAGTG TCAAACGTGA CACAAACCAT ACACAGCAGC CAGCTCGGGT GCTGTTAGGA
 27721 AATGGTCTCA CTGCTGGGTC TGTGGGGTAT GTGTGTGTCT GGGTGTGTGG CTA CTGTCTG
 27781 CATCTCCTC CCCCCTACAG CCTCCCCGCC TCCCCTCCAG CCACCCTGGG ATTGGTGACT
 27841 CTCAGCCCCT CCCCTCAGCT CCCCTAGACC CTCCAGAGC CTTTATCAGG GAGCTGGGAC
 27901 TGAGTGACTG CAGCCTTCTT AGATCCCCTC CACTCGGTTT CTCTCTTTGC AGGAGCACCG
 27961 GCAGCACCAG TGTGTGAGGG GAGCAGGCAG CGGTCTTAGC CAGTTCCTTG ATCCTGCCAG
 28021 ACCACCCAGC CCCCAGCACA GAGCTGCTCC ACAGGTAGGC AAGTGGGAGA ATGCTGGATG
 28081 GACCAGAGCT GGCACCAGGG GACAGGAGCC AGCGTCAGGA GGAATAAAG CAGATGGCAG
 28141 CCTCTGATAG GGGAGCAGGG GACTGGGAAG GTGAGCACAA AGCACCTGTA GGGCCGAGAG
 28201 CTGTTGGTG TTTGGAGCCT GTGGCTACAG ACTCATTCTT TCATACCAGA AAGTTTTTGC
 28261 CTAAGTCTTG GGATTATCTA G TACTGGAAA ATAGCATCCA GGATCCCTCC TCCAGCTGAC
 28321 TGAGGAAACA GACCAGTCCA TGTCTACAA ATCTATCATC TTTCTTGGGA GCTAGAGTCC
 28381 TCCTGGCACC ACTATAGCAT TGCACATCTC CTGGGGAGAT ATCTGATGGG GTAGCAGGGA
 28441 AACTAAGCCC AAGGGCTGTA CCCCCTTCTC AGAAATACTT TCCACCCTCT CTCAGACCA
 28501 GGGCTTGAC AGTGGAGTTG GGGGCTGGGG AAGCAGGGTC AAGCCAAGCT GCTGGTAATG
 28561 AATGTCTCTT GTGTCTTAC CCATGCTGTA TCTTCTCTT CTCTCCTTTA CCTGAGTCTT
 28621 GTCCCTTTGC TCTCCAGGC ACCATGAGGA TCATGCTGCT ATTCACAGCC ATCCTGGCCT
 28681 TCAGCCTAGC TCAGAGCTTT GGGGCTGTCT GTAAGGAGCC ACAGGAGGAG GTGGTTCCTG
 28741 CGGGGGCCG CAGCAAGGTA AGTCTCCCCT GGCAGAGTAC TGGGGACATC ACGGGA ACTT
 28801 GGGACTCTGC CTGTCTGGAC AGCTGTAGTG AGGAACTGG GGTGGGGGGG TTGTCCGTCA
 28861 GAGGGCATT TGCCTCCCTT TGGATTTCTT TGTTCCTCTG GTCCTTTCAT GTTCCACTG
 28921 TCTCCAGGTG TGTGTGTGTC TCTGTATCTC TGCATGTCTT TGACACCTTG TACATAAAAG
 28981 GTGCCCTACA AATATGTTGT TTGGTGGGTT GATTGATGGG AGACTTGGTG ATTGGATGGT
 29041 ACTGTGAGGG GTGAGCTAGG GTGGTCTAAG GCTCTCTATA GTCTACCTCA GGTCCCTTTG
 29101 CAAGGGACAG ATCTCTTCTA TTTCCCTGGAT GGTATGAAAC AGTCAGAATT TCTTTCCCAA
 29161 ATGGTTATTT GTGTGCTATT TTACCTATCA GTTATGTGTA TTGTTTTATT TTCAAAATGC
 29221 AAATAAATTC CCTTATCTTT TGCTCATCCA CCCCAGTAA CCTCAGGTGC TTCTAAGATC

FIG. 4_{CONT'D}

29281 CCAACCCCTT CCTTCTTCTC TTTTCTCCCT TGCCCGCCTC TATCCTCTGC TTAGTCAGGA
29341 TAGGAAAACA ACAACAGCAA AAAAACCAGA TTGAGCCTCG ATTTCCACAG TTCCTTTACG
29401 AAAAAGAATA GGAATTGTCA GGGTAGGGGT ACAGGGGGAG GATAGGGAGG AAGTCTTTTC
29461 AAGGTTTTGA AATGACAGCA ATTACATCGG TACAAATGCT TTTAAGATGA TTGCGGGTGG
29521 GACTTATTAC AAATTCAATG TGTGAAGTTT AACTGCCTCT TCAGCTCAA TCTGTTTCAGC
29581 ATCTCATTAT AGGAGGTGGG CAGAGTATTC AACAAATTGG GAAAAGTGGC TGCTGAACA
29641 CCACATGCTG GGCCAAGGGA GTTATCACCA GGGCAGCCTT GCAGGTGGCA GCAGTTGTGC
29701 CATATCCAAA AGGCCAGAAC CGTTAAAAAA AAAAACACCC AGGGGAGTGC CAAGTATGGG
29761 CTGGACACCG TTTGGAGCCA CAAAGTTCCA GCCCAGGATA GTTAGAGTAT CTGAGTTCTT
29821 CTGAGACAAA CTTGTTTCAA GACCTTGCC AATGAGATGT CCCCTCTGCC CCTCTTGCTC
29881 AATGAATGAG AGGGATTGCC ATCCTACCCC TTCTCCTGA GAGTCTGTGA GGATGAGGGA
29941 AATTGGGGCA GGAAGAGGGT AGTACATAGG TGTGCCTAGG CAACTGGGTT GGATGTGTG
30001 GGGGTGTGTT CTGTGTAAAT GCCTTCTGT GTGTGCACAA CAGCCGAAGG ATGCCTGGGT
30061 TCTGAAAGA GAGGCCTGC TGAGACTTGA GATTTGAGAT GAAAATCTCC AGCCATGATC
30121 ATTGTTATTG TCTCTCTGCA GCTGCAATTA ACTGGCTGTG TGGTGTGTGC CCACCACCCT
30181 GCTGTACGCA AGTTGCTAAA AAAAAAAAAA AAATCACAGG GACRATCAAG AGCCCGTGCT
30241 GGGCAACAGC TCTAGAACTT GGGATTCAGT TGTGGAGAGA AGAAGACGTG CCTTCTGAGC
30301 ATGTTGCCTT CCTGGAATTC TAGACCTAGG GCCAAAAGGG AGAGGGAGAG AAAACTAGAG
30361 GCGGAAAGCC ATGGAGAATA GAGAAAGAGG TGGTGGAAA CAGGGAGAGA AACATCCATG
30421 GACATCGTGC AGAGTGGGGG AATCACAGGT GCAGATGTGT GCCTCCAATC TCACCATGCA
30481 TGTGAATCAC CTGGGGGGCT GCTAAAATG CAGATTCTGT CTCAGGAGGT CTGGGGTAGG
30541 AACAAGAGTC TGCATTTCTA ACAGGCTCTG TGTAGTCTG GTGTTGCTGT TGGTCCACAG
30601 GTCACCTCTG GAGCACCTAC TTCTCGTCCA GTGTGAACCA GAGGAACTC TGAAAGAAAT
30661 AGGGTGTCTG ATTCAGGATG GGCTCAGGAA GAGGCTGTTT CTTGTGGGAA AAGGATGAGT
30721 GGATCCGGGT GGGAGCCTCC TGCTCACCC CTCTTTGTTT CTTCCCTAGA GGGATCCAGA
30781 TCTCTACCAG CTGCTCCAGA GACTCTTCAA AAGCCACTCA TCTCTGGAGG GATTGCTCAA
30841 AGCCCTGAGC CAGGCTAGCA CAGGTAGGAG GCGGCCCTAG GGGAGAGGGG AATGAGGGGC
30901 AGGATTCTGA AGATAAGAGG CCTGGGAGAT CCTTTCAGAT GGGAGAGAGA TGGGGGATAG
30961 CTTAGTGAAT CCGTGAGGGT TGTGATCTGA ACCCCGCTCT CATCACTTTC CAACTTCACT
31021 CCCCATTTAG ACATCTGTTC TTGGTTTTCAC AGATCCTAAG GAATCAACAT CTCCCGAGAA
31081 ACGTAAGTAC CCTCTTCTCC CTCCCTATCT CTTGCCACTT GCCCAGAGCT CTGTGGGGCA
31141 TTGGGCCCCAG GGGCCATTTT GTCCAGCCCC TTCTCACCTG GTACAAACAA TATGCCAGCT
31201 CCCACTGCTC AGCCAACCTT TCCTGAAAGG GAGAGGCCAT CCAGAACTAG GAGGAAGCTG
31261 GTGTGAGGGG CATGGTGGGC TCTCCCTCTG CTGGCTGGTC CTTGGAAAAC AAGGGGATCT
31321 CTTCTGTGCC CTGAAAATTC CAAATCAGGC ACCTGCTAGA GCAGAAAATT CTTGAAATGT
31381 GGAGGAAGGA AAGGTGAGCA GAGAGAGTGG GTTTAGGGGA GGCCTTGCT AACTGTGAGG
31441 AGTCATGCTT TGACAAGAAA AAGGAACAGA GACCAGAAAC CCAGTCTCAG AAGTGTGAC
31501 CCATGTCTGG GGAGATGCTT CACTTCTCA TCATCACTGC TGACAATGTT GGCCCTTTTC
31561 TGCAGGTGAC ATGCATGACT TCTTTGTGGG ACTTATGGGC AAGAGGAGCG TCCAGCCAGG

FIG. 4_{CONT'D}

31621 TAGGAGTGTG TGGAGGTACA GTGGAAGGGC TTAGGGTACT GGCAGAGTAT GACAGAAGTC
31681 ACGTGCCTCA TATTTGTCAC CAGAGGGAAA GACAGGACCT TTCTTACCTT CAGTGAGGGT
31741 TCCTCGGCC CCTTCATCCCA ATCAGCTTGG ATCCACAGGA AAGTCTTCCC TGGGAACAGA
31801 GGAGCAGAGA CCTTTATAAG GTAGTCCTGT TGCAGCTGGG AGGAAGGATA GGGGAGCTCT
31861 GCTTCCACCC CAGTCTCCCA ACTCTGTCTT TGAACACTGC CCGTCATAGC CAGCCCTTTG
31921 CTGTTGGATC AGGGTGTAGT TCACATTCAG AAAGATCCCT CTTACTTACA CTGTTTCGCTT
31981 TACCCTAGAC TCTCCTACGG ATGTGAATCA AGAGAACGTC CCCAGCTTTG GCATCCTCAA
32041 GTATCCCCG AGAGCAGAAT AGGGTAAGGA TTCTTCATTA GAGAGGGGAG AGGGGACTGG
32101 GGAGGGGGCT GTGGGGGTTG CCAGCTGTGC ATTTCCCTCC ATGCTACAGG TATTAAGCT
32161 CATAGATTTG CCCTGAAATA CACTGCCAAT GCCCAGCACA CTGTCGGCCA AACACAAAGA
32221 CACTTAGAGG CACGTGTGTT TGTACACATC CCCCCTCTTT CATCTCTTTC CTCTGGATCA
32281 TGGACGGCAG CTGACTATTG AGCAGGAGTG AGTGTGGGA GATGAGGAGA GAGGGGCTTC
32341 CCGATGGGCA ATTTCTGTTG TTTGGACTTC ATTCTTTTGT AATCTATGCA AAAAGATGGA
32401 GAAATTATTA TCTGATAATT ACAAATACCA CAACCAATTC ACAGGCAAGC ATTTGCCTCC
32461 CAGGCAGGCT GAGCCTTCA AATCACTCAG AATCCTGGGT TACGGGGCCC AGAAGGTAGT
32521 CATAACAAG GATGATTGAG GAAGAAATGC AAGGAACTCT GAAATCTAAT GGGGATTAGC
32581 AGGAAACCAT ATCTGAATCT CTCTTTAGCA TAATGAATAA GAACAATGGC CTGAATGTGA
32641 ATCCTGGATC TGCCACTCTA TCTGTATCTT TTTGGCCAAG GTACATATCC TCCTGTGCTT
32701 CAGTTTCCTC ATCTGAAAAA TGAAGTGAT AATAGTATCT CACAGGGTTG TGTTTTGAG
32761 GATTGAGTAT AGGTAAGTG TTCAGAACAG TGCCGGGTCC ACAGTGCTGT GTGCCAATTT
32821 TATGATAATT GTCCCAGTTT GGGAGGTATG GGGGATGTCC TAATGTTTCC CCTGACTGGC
32881 TCTGTCTGGA CCCCAGGCCT GAGTGGGCTG ACAAATTCCT CACTTGGTAT GCGAGTGTAA
32941 GAGTCCCCCA GGAAGTGTG TAGTCAAAC ACGAACCTTC CGCCTTGACA CTGTCTTCCC
33001 ACACACAGCA AGAGCAGCTC CACCAATGGC TTTCTTTTCA CTAGCTTCCA AAGAATTGGG
33061 GTGGAGGGAG TGAAGGAG AGGGAGAGAG ATTGGGAAGG CTCGTAATCA TGGAGAGCCT
33121 CCTGCTTTTC TCTCTGTGTC CCTGTTACCC ATACTCACTG GTCTCAAGGT GGCACGCCCA
33181 AGACCCAAGG AGCTGGTGCT TGATGATGCT GCCTGTGCAT GAATTCCTGG GACCAGAGAC
33241 TGAGTCTGGC CCCCATTTA GTGTTGGGTG AGAGGGCACA AAGAGCTATA ATAAGTGTAA
33301 CTTGCTGATT ACATGGTAGT TACTGTATCA TTTGCTCTC ATTAGATGGT TATTTAGTC
33361 CTGCCGACGG CCAGATAATT ATACGAGCAG CTATATCTGG ATGACATACT CTGCTCCAGC
33421 GTTATGCACT GGCCATAAAG ATAATTACAG TGCAATTTG CTATAGTATT TTATACAAAT
33481 GGCAAAAACA AGTGCATTGT GGAAATCTAC TTTTAATGCT TGTTTGTGCA TCCAGGCTCT
33541 TTCAGAGGGA CCCATAATTG CAGCTTTCAT AATCTTACCA TTGAGGGAGC ATTCCCAACC
33601 TGTTAGGTGT CAGGCAGAAT AGGACATAAG GTTCTGGGA GCTGGCATT TAAAGATTAGA
33661 TGAGATGGAT CAACACAGAT CATTGTGTCA TCTGATTTC TCCATGTGAA ACTGTAAGTA
33721 ATCCCTGGC CTGTGCTTCC TCTGGGAGGT TTCTGGGAAG AGGAGGAACT GGATAAGGCA
33781 GGGGGAGCAT TCATAGTAGG GCACCTGGG CAGGGCTGTG TGTGTGTCTG GCTCATGGTG
33841 GTGCTAGGAT GGCATGAACT TGGTTCCTAC ATCTTTGGT CACATGGGCC CCACTGGCCA

FIG. 4_{CONT'D}

33901 TGCACACAGG TGTGTAGAGT AATGTAAATA TGGCAGCTGG GAAGGTGCAA GTACCTGCGG
33961 CTAGGAGAGT TCCATCCTCA GGCCCAAAGC CTGGAGGGCA GGCTGAGGGT CAAGACTTGT
34021 TCTTTCCTCT CTCACAGACG CCTCTCCCCT TCTCTCCTGC TGCCACAGCA GGTTTTCAGT
34081 GGGACTTTTT TACAGGATAT AAGATGTGAT TTCAGTGTTT TTTTTGTGTT TGTGTTGTTT
34141 TTTGTCCCTCA GTACTCCACT TCCGGACTCC TGGACTGCAT TAGGAAGACC TCTTCCCTG
34201 TCCCAATCCC CAGGTGCGCA CGCTCCTGTT ACCCTTCTC TTCCCTGTTT TTGTAACATT
34261 CTTGTGCTTT GACTCCTTCT CCATCTTTC TACCTGACCC TGGTGTGGAA ACTGCATAGT
34321 GAATATCCCC AACCCCAATG GGCATPGACT GTAGAATACC CTAGAGTTCC TGTAGTGTCC
34381 TACATTAATA ATATAATGTC TCTCTTATT CCTCAACAAT AAAGGATTTT TGATATGAA
34441 TGATGTGGTG TGTGTGTTA CTTGTTGGT TGGTGGGTTT TTCTGTCTCT TGACTCCTCC
34501 AGCTACATGG TAAATACACA CATACTTATG ATACACACAC TTCATATTTA AATGTAAATA
34561 ACTTTACATA TCTTTTTGTA TATATCTATT TCCTGAACAG TGCCTTACAC AGTGCTTTGC
34621 ACGATGAGTA TCAGATTTAT TTAGTGATTA AAATAAATAC ACGAATTTGG AAGATGGTTT
34681 CTAACACACA AAGATTTTTA CAGACCAGTT TTAGATAAAG AAAAAACAGG CCGGGCCCCG
34741 TGGCTCACGC CTGTAATCCC AGCACTTTGG GAGGCCGAGG CGGGTGGATC ACGAGTCCAG
34801 GAGGTCGAGA CCAGCCTGAC CAACATGGTG AAACCCCTC TCTACTAAAA ATACAAAAAT
34861 TAGCCAGGCA TGGTGGCGCA TGCTGTAAAT TCCAGCTACT TGGGAGGCTG AGGCAGGAGA
34921 ATCCTTTGAA CCCAGGAGGC AGGGGTTGCA GTGAGCCGAG ATCAGCCAC TGCACTCCAG
34981 CCTGGGCAAC AAGAGCAAAA AACTCCGTCT CAAAACAAA CAAACAAAACA AAAAAACAA
35041 TAAAAAAGA AAAAGAAAA GAAAAAAT ATTCAGAAATG ACTTGATTA CTAGGATGGG
35101 TCTGGGAGAT ATTCATTCCT GAATCTGACC CTACTTAATT AGAGAAGGAG GTGGGGATCA
35161 AGGCTGTCCG GAGACCCAGC CACAGAGGAG GACAAATCTA TGACCCTATA CAATTTTTTT
35221 GTCTCCAAAT GCTGAGCCTG GGTCTGTGA CAGATCCTGG GGATGAAATG ATGACTCATA
35281 CACAGAGTTT ACAGTTTAGC AGGGCTGTGG ACAAGCAAAC AGAACTTGAT CCAGCTAGGA
35341 TGGGATGTGG ACAGGGAAGT TACTACCGAG GCCAAGAAAG AGAGGAGCAG ATATCTTCAC
35401 CGTTAACTGG CTGCCTTAGT TATTATAAAG GGAAAACATT TATCTCCAC TCCTCTCTAA
35461 AGTGCTGTT ACCAGCTCCT GCAGCTCTGA CTTAACAGTC CCCAGAATGT GTAAGGCACT
35521 TACATGTGGT ATGCATGGGT ATGGATGTCT TTTACTAATC TATGATGTCA ACTATCACCC
35581 GCCATCCTAA GGGGGGTTCT GTACCCTAAT GGAACAGCCA GTGAAATCCT CAGGCTCCTT
35641 ATCTTAGCGT GGTACAGGGG CCTTTGTTAT GCCCTGAAT TGCACTGATA AAACATCAAC
35701 ACATAGATTT CCCAAGGCAG TGTAAGGACA GGGCCACAGA GCCAGAGGCC ACTTCTGCA
35761 GTCCTTTCAT TCTAGTAAA ATTCTATCTT CCTACAGCCT GACTTGGGGC CACTTTGGAA
35821 TGACAGCTGT ATAGTGGGGG GCGGGGAAAG GAGGGAATAC TCACCCTAGT ATTACTTATG
35881 TCAGCTTTAT AGCCAGAGGT CAAAGAATGC CCCCACCCA GAGCCTAGAC CCTTTTCCA
35941 GTGAGTCATC TCTTTGACTT TTCAAATA TCTATCTATA GGGCTTAAAA CTGGGGACAC
36001 TTTTGACAGG TCTAGGGGCT TTCTCTGGGT CATGAAAGCT ACAAGAGTTG GTTCTGCTCA
36061 GACTTGGTGG GAGTTAGGCT TATAGGCTGA GATGAGACAA TTGCTTTGCA AGTAGGAACA
36121 TTAAGTGCAG AAAGATTGCT CTCTAGTGGG ACTGACAAAA ATTGCAGTAC TGGGGACTCC
36181 AGAAAAAAT GAAGACAAAT GTTAAGTTAG ATTCCTGTGT TTGTACTGA AGAATGTGTG

FIG. 4_{CONT'D}

36241 AAGGGATCCT GACCCTCCCT TTCCTGTTGT AAAACAGTTG ATGCCTAAAG AGATCTGGTC
36301 CACAAGACCT TGAATAAATT CCTGGCCCTT TCTTCTCCAT TTAACCTTGT ATATGTTTGT
36361 TATTGTGACT ATATGGTGAT TTACTTTAAA AAGACTTCAG TATAAGTGGT ATATACTTTC
36421 ACCTGCGTCT TTTGGATGAT TTGTTTTCAT GTGAAGTTTA TTGGGGTCAA CCCTCCAGAG
36481 ATGGCTGGGG CAGTTGGTTA GAAAGACTGT ATAGGCCAG GCCCTTGCAA GCCCAGCAGC
36541 CCTCTGTCTC CAGAGTCATG CTGGAGGTCT GGACCTGCTG GCTGTGTGAT ATTCCACTTT
36601 AGGGAGACTC AGTCACCTTG CACAACCTGTG AGAGCTGGGC CTGCCACTGA AACATTGTGT
36661 CAACCTCTAA GTGACCCTTT CACTAGATGG TAAAGTGAGA TGCCTCATCC CCAAACCTATA
36721 AGAACAGTTC TATGGCTGTT TTTGTATCTC CTGGCTAACA AATGTTACAT GTTTGGCAGC
36781 ATTTGGTATA GTGCTTGCTT TCAGTATAGT CTGCCACCAG TTAATGAGGT TGTGGAAAGG
36841 AGGACACACA ATCTCCCAA TTCATCAAGA GAATGGACAA TTGCTGAATG GCCAAACTGG
36901 CTTAGATCTG TTGGCAACAT TCAGTGTGTC CCTTCCTTTC CACTTATCCA TCAAGGAATT
36961 ACTGAATCCT ACCATGCGCC TGTCTGGGA GTTGTCTCTT GGCTGCAAGC TATTTTCAGG
37021 CAGTACTGG GATGGGATGG GAGAGAGGAT GAAACTGAAG GGTCTTGGAG CCTAAGAGCT
37081 TCCTCTGTAC TGAGGGAGGG AGGGCGACAT GACGAAGACT TCTAATGTCT TTGGTGGTGG
37141 TGGGTGGGGC AGGCAGTGTA GGTGGTTTTT GTTTGATGAC AATTCTTGGG CAGAAGCATT
37201 TGAAAAGATG ATTTGGGAGA AGGGTGGGGA GGAAGAGTGA TCGAGTTCTA CACAGAGTTG
37261 GGGAGGGCAG GCTTCAGGAA GCAGGCCTGG GGTGCCAAAG TACAGTGAGA TCCGGTGACT
37321 TTCTTCATTT GGCCACCTAG ATGGAAGGAG GGACAGCAGT GGATTATCAG AAGGGTCCAG
37381 TAGTAGCGGT CTAGCCCTCA AGTGCTCCTT CATTCAATCA AGCAGGCTTA ATGTATTAAG
37441 CACTTATTGT GCCAGGAAGT GTGGTAAGGG TCAGTGTGGA CCTGCGGCCG TGTGCAAAGC
37501 CACAGATCCC TGCCTTCAGG AAGCCCACAG CCTAGTGGAG GAGATATATA GTAATCAAAC
37561 AATCTTACAA CATTTTGTA AATGCCATA GTAGATGTTT TGAGGAGAAG CTTTTGGAAC
37621 TGTGAGCGTA GAACAGGGGA GGTGAAGAGA GTTTGGATAG G

FIG. 4_{CONT'D}

FIG. 5

QUANTITATIVE PCR OF THE COMPLETE HUMAN NEUROKININ B PRECURSOR

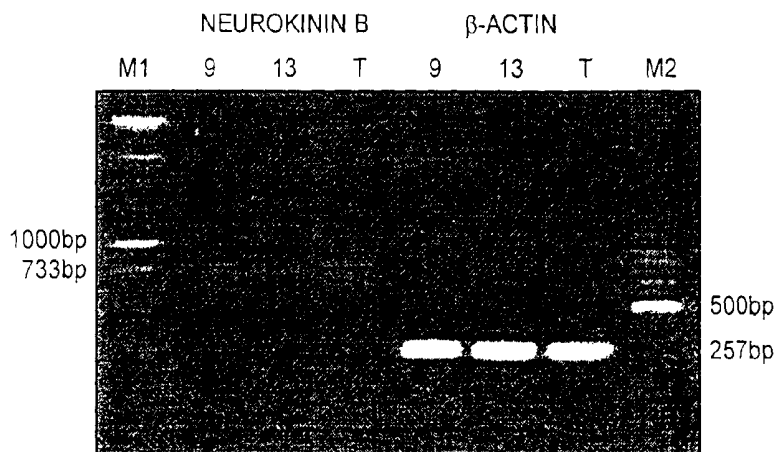


FIG. 6

HIGH PRESSURE LIQUID CHROMATOGRAPHY (HPLC) OF NEUROKININ B

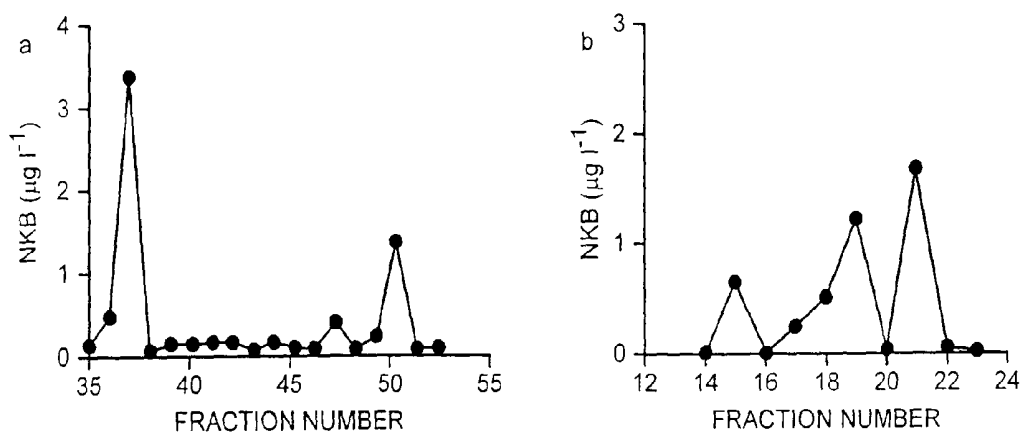


FIG. 7

CARDIOVASCULAR EFFECTS OF NKB IN CONSCIOUS RATS

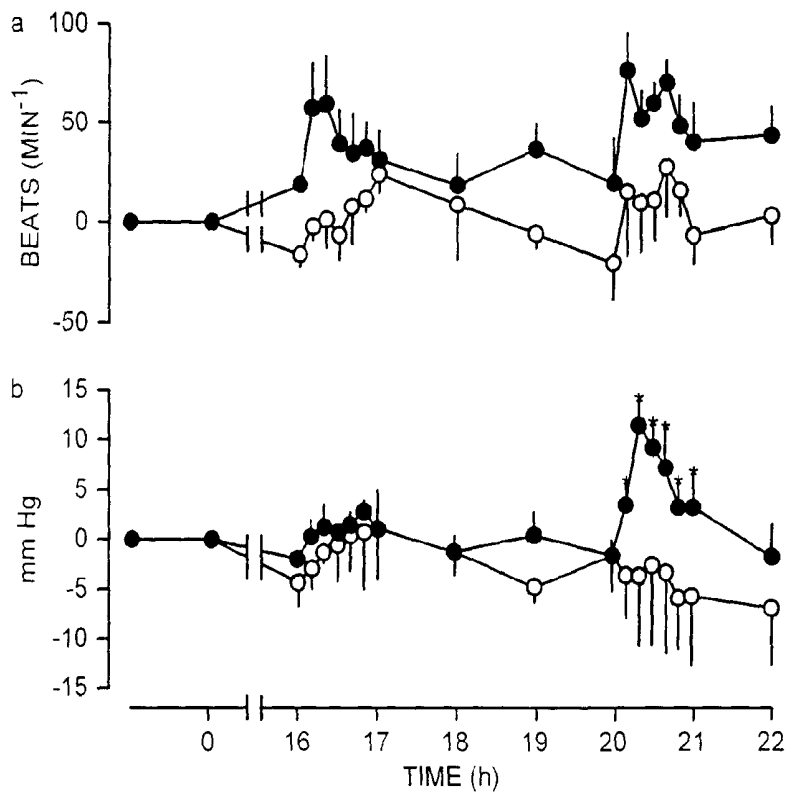
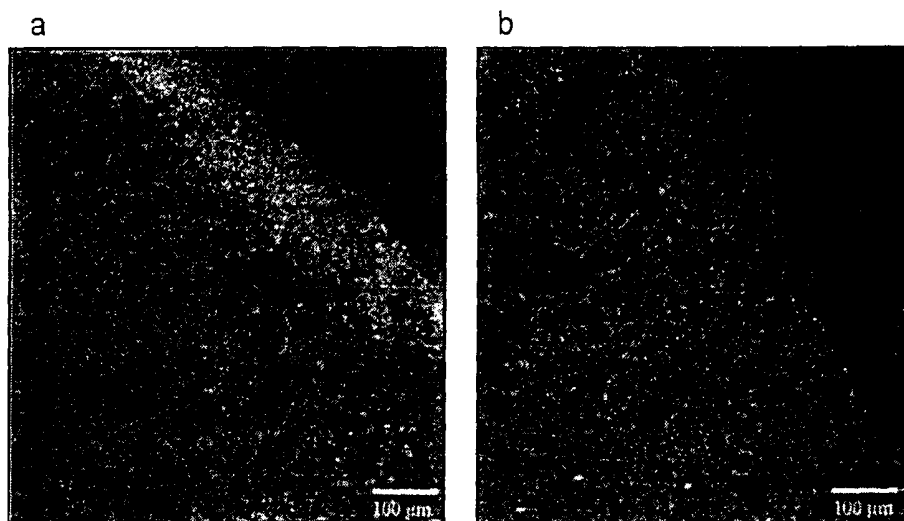


FIG. 8

LOCALISATION OF NEUROKININ B mRNA EXPRESSION
IN VERTICAL SECTIONS OF THE PLACENTA



PLACENTAL HUMAN NEUROKININ B PRECURSOR

The present invention is concerned with the detection of the production of the human precursor of neurokinin B by the placenta and to the detection of the production of neurokinin B gene products, or variants, or fragments thereof as a means of predicting the onset of pregnancy induced hypertension or pre-eclampsia or related foetal complications (or following their course). The application is also directed to methods of preventing or treating pregnancy-induced hypertension or pre-eclampsia by suppressing the effects of excessive neurokinin B secreted into maternal blood.

Pregnancy-induced hypertension (PIH) and pre-eclampsia, two of the most elusive and complex conditions of pregnancy, have been very difficult to define and manage. Pre-eclampsia is still one of the most common and life threatening complications of pregnancy in the Western World. The primary cause of pre-eclampsia has been difficult to elucidate because its signs and symptoms have always presented as a cluster of conditions. Hence, it has been defined as a syndrome, commonly presenting with the features of maternal hypertension and proteinuria, but including extensive complications involving the maternal liver, coagulation and nervous systems (Henriksen, T., (1998) *Scand. J. Rheumatol. Suppl.* 107 86-91). The clinical problems of pre-eclampsia normally become apparent only in the second half of pregnancy and are believed to emerge during the first trimester. It would appear that pre-eclamptic complications only present if placental tissue is present in the uterus of the mother. Indeed, cases of hydatidiform mole can present with pre-eclampsia where the uterus only contains disordered placental tissue (Nugent, C. E., et al (1966) *Obstet. Gynecol.* 87 829-31). Once pre-eclampsia is diagnosed during the course of pregnancy and the placental tissue is surgically removed or expelled during birth the condition ultimately clears. There have been many suggestions about the causes of pre-eclampsia ranging from the development of a poor placental/uterine vascular system to the immunology of incompatibility between the mother and foetus. Though these theories do have some substance they do not account for the systemic effects of this syndrome. Many symptoms are likely to be the result of secondary effects of hypertension and not the direct cause of the syndrome. Early detection of the development of PIH or pre-eclampsia would therefore be of great benefit in allowing precautionary measures to be taken, including specific treatment of hypertension and other complications associated with pre-eclampsia such as seizures, blot clotting problems etc.

The placental damage visible and hypertension observed in an expectant mother with pre-eclampsia has been implicated in an increased risk of foetal complications including growth retardation and foetal hypoxia. In extreme cases this could be a cause of miscarriage. In other studies, pre-eclampsia has been postulated as a maternal and foetal adaptation to foetal growth retardation. Since not all women with foetal growth retardation develop pre-eclampsia the decisive factor is a maternal response (Walker, J. (2000) *The Lancet* 356 1260-1265). Characteristics of this adaptation are present in not only pre-eclampsia but also in foetal growth retardation and miscarriage. For example, the failure of the normal expansion of plasma volume in the mother is associated with both impaired foetal growth and pre-eclampsia (Gulmezoglu A M, Hofmeyr G J (2000) *Cochrane Database Syst Rev* 2 CD000167). Problems observed in pre-eclampsia such as thrombophilia are suggested to be the result of thrombotic lesions in a pathological placenta (Mousa H A, Alfirevicl Z

(2000) *Hum Reprod* 151830-3). It is apparent therefore that pre-eclampsia and foetal growth retardation and foetal hypoxia are linked, and diagnostic methods and treatments for pre-eclampsia may also be suitable in the prediction, diagnosis and/or treatment of these foetal conditions.

Neurokinin B (NKB) belongs to a family of peptides called tachykinins, the first and most well known of which is substance P which was discovered in 1931 (von Euler, U. S. and Gaddum, J. H. (1931) *J Physiol* 72:74-87). It took over another five decades before the discovery of a further two members of the tachykinin family, one designated substance K or neurokinin A (Kimura, S., et al (1983) *Proc. Japan Acad* 59B 101-104) and the other designated neuromedin K, now known as neurokinin B (Kangawa, K., et al (1983). *Biochem. Biophys. Res. Commun.* 114 533-540). The tachykinins have been implicated to have a wide variety of biological actions from smooth muscle contraction, vasodilation, pain transmission, neurogenic inflammation, to the activation of the immune system (Longmore, J., et al (1997) *Canadian J. Physiol. & Pharmacol.* 75 612-621). Neurokinin B has been found to be the most potent neurokinin to cause vasoconstriction of both the mesenteric vascular bed (D'Orleans-Juste, P. et al (1991). *Eur. J. Pharmacol.* 204 329-334) and contraction of the hepatic portal vein (Mastrangelo, D., et al (1987) *Eur J. Pharmacol.* 134, 321-6). Neurokinin B is also the most potent member of the family to act at the NK₃ receptor and, whilst substance P and K slow down the heart rate, NK₃ receptor agonists have the opposite effect in that they increase heart rate when perfused in the canine coronary arterial blood supply (Thompson, G. W. et al (1998) *American Journal of Physiology-Regulatory Integrative and Comparative Physiology* 275 (5), 1683-1689). In an animal model, intravenous injections of neurokinin B in guinea pigs have been shown to produce a dose related hypertension, and very high levels of neurokinin B agonist led to animal discomfort (Roccon, A., et al (1996) *Brit. J. Pharmacol.* 118 1095-1102). Similar experiments have shown an increase in blood pressure upon intravenous infusion of neurokinin B in rats (Page et al., (2000) *Nature* 405 797-800). Neurokinin B has not been reliably found in any peripheral tissues taken from experimental animals; for example, Moussaoui et al (*Neuroscience* (1992) 48, 967-978) tested a wide range of peripheral tissues using a very sensitive and specific assay system and found no trace of neurokinin B at all.

A human neurokinin B precursor has been identified which, on processing, gives rise to a peptide identical to neurokinin B of other mammalian species (bovine, porcine, rat and mouse) (Incyte Pharmaceuticals Inc., International patent application no. WO98/57986). We have discovered, most surprisingly, that this human neurokinin B precursor is produced by placental tissue during pregnancy and that neurokinin B and fragments of the precursor are passed into the maternal bloodstream.

We have found that in normal pregnancy, substantial levels (eg 100 picomolar range) of neurokinin B (and other breakdown products of the human neurokinin B precursor) are found in the maternal blood stream near to term, but that zero or very low levels are found before this. However, in some cases near term levels are identified at an early stage of pregnancy (eg after only 9 weeks), and in cases of pregnancy induced hypertension or pre-eclampsia very high (nanomolar) concentrations of neurokinin B are found in the maternal plasma near to term. Thus, detection of raised plasma levels of neurokinin B, neurokinin B precursor, its breakdown products, or variants thereof at an early stage will provide an indication of the likely development of pregnancy induced hypertension or pre-eclampsia and may even provide an indi-

cation of the likely future severity of these conditions. Furthermore, reduction in the levels of circulating neurokinin B (or reduction of its effects) will ameliorate the adverse effects upon the mother seen in these conditions. As a result of the relationship between pre-eclampsia and foetal complications including foetal growth retardation and/or foetal hypoxia, neurokinin B agonists or antagonists may be useful in ameliorating these conditions. Overproduction of the human neurokinin B precursor may also be a causative factor in certain hypertensive conditions in non-pregnant individuals (either through the effect of neurokinin B or one or more of the other breakdown products of the precursor).

In a first aspect of the invention there is provided a method of predicting pregnancy induced hypertension in a human subject by assessing the concentration in a biological sample, e.g. blood, of a human neurokinin B precursor gene product or a variant or a fragment thereof.

In a second aspect of the invention there is provided a method of predicting pre-eclampsia or related foetal complications in a human subject by assessing the concentration in a biological sample, e.g. blood, of a human neurokinin B precursor gene product or a variant or a fragment thereof.

In a third aspect of the invention there is provided a method of diagnosing pregnancy induced hypertension in a human subject by assessing the concentration in a biological sample, e.g. blood, of a human neurokinin B precursor gene product or a variant or a fragment thereof.

In a fourth aspect of the invention there is provided a method of diagnosing pre-eclampsia or related foetal complications in a human subject by assessing the concentration in a biological sample, e.g. blood, of a human neurokinin B precursor gene product or a variant or a fragment thereof.

Preferably, the methods of the first, second, third or fourth aspects comprise assessing the concentration in a biological sample, e.g. blood, of neurokinin B.

In a fifth aspect of the invention there is provided a method of estimating the likely future degree of pregnancy induced hypertension in a human subject by assessing the concentration in a biological sample, e.g. blood, of human neurokinin B precursor gene product or a variant or a fragment thereof, and correlating the result with the predicted future severity of pregnancy induced hypertension.

In a sixth aspect of the invention there is provided a method of estimating the likely future degree of pre-eclampsia or related foetal complications in a human subject by assessing the concentration in a biological sample, e.g. blood, of human neurokinin B precursor or a variant or a fragment thereof, and correlating the result with the predicted future severity of pre-eclampsia or related foetal complications.

Preferably, the methods of the fifth and sixth aspects comprise assessing the concentration in a biological sample, e.g. blood, of neurokinin B, and correlating the result with the predicted future severity of pregnancy induced hypertension or pre-eclampsia or related foetal complications, respectively.

In a seventh aspect of the invention there is provided a method of preventing or treating pregnancy induced hypertension in a human subject by the administration of an agent which inhibits the biological effect of neurokinin B.

In an eighth aspect of the invention there is provided a method of preventing or treating pre-eclampsia or related foetal complications in a human subject by the administration of an agent which inhibits the biological effect of neurokinin B.

In a ninth aspect of the invention there is provided the use of a human neurokinin B precursor gene product or a variant

or a fragment thereof in the manufacture of a diagnostic for use in the prediction or diagnosis of pregnancy-induced hypertension.

In a tenth aspect of the invention there is provided the use of a human neurokinin B precursor gene product or a variant or a fragment thereof in the manufacture of a diagnostic for use in the prediction or diagnosis of pre-eclampsia or related foetal complications.

Preferably, the ninth and tenth aspects comprise the use of an epitopic variant or epitopic fragment of human neurokinin B precursor. More preferably, the methods comprise the use of neurokinin B in the manufacture of a diagnostic for use in the prediction or diagnosis of pregnancy induced hypertension, pre-eclampsia or related foetal complications.

In an eleventh aspect of the invention there is provided the use of an agent which inhibits the biological effect of neurokinin B in the manufacture of a medicament for the prevention or treatment of pregnancy induced hypertension.

In a twelfth aspect of the invention there is provided the use of an agent which inhibits the biological effect of neurokinin B in the manufacture of a medicament for the prevention or treatment of pre-eclampsia or related foetal complications.

In a preferred embodiment of the eleventh and twelfth aspects, there is provided a pharmaceutical composition comprising an agent which inhibits the biological effect of neurokinin B, for use in the prevention or treatment of pregnancy induced hypertension, pre-eclampsia or related foetal complications.

In a thirteenth aspect of the invention there is provided a kit for the prediction or diagnosis of pregnancy induced hypertension comprising a binding partner, eg an antibody, to a neurokinin B precursor gene product or variant or fragment thereof.

In a fourteenth aspect of the invention there is provided a kit for the prediction or diagnosis of pre-eclampsia or related foetal complications comprising a binding partner, eg an antibody, to a neurokinin B precursor gene product or variant or fragment thereof.

In a fifteenth aspect of the invention there is provided a kit for the prediction or diagnosis of pregnancy induced hypertension, comprising a binding partner, eg an antibody, to a neurokinin B precursor gene product or variant or fragment thereof, together with instructions for the performance of an assay for predicting the levels of neurokinin B in a biological sample and correlating the assay results with the likely future development of pregnancy induced hypertension.

In a sixteenth aspect of the invention there is provided a kit for the prediction or diagnosis of pre-eclampsia or related foetal complications, comprising a binding partner, eg an antibody, to neurokinin B precursor gene product or variant or fragment thereof, together with instructions for the performance of an assay for predicting the levels of neurokinin B in a biological sample and correlating the assay results with the likely future development of pre-eclampsia or related foetal complications.

In a seventeenth aspect of the invention there is provided a kit for use in estimating the likely future degree of pregnancy induced hypertension, comprising a binding partner, eg an antibody, to a neurokinin B precursor gene product or variant or fragment thereof, together with instructions for the performance of an assay for predicting the levels of neurokinin B in a biological sample and correlating the assay results with the predicted future severity of pregnancy induced hypertension.

In an eighteenth aspect of the invention there is provided a kit for use in estimating the likely future degree of pre-eclampsia or related foetal complications, comprising a binding partner, eg an antibody, to a neurokinin B precursor gene

product or variant or fragment thereof, together with instructions for the performance of an assay for predicting the levels of neurokinin B in a biological sample and correlating the assay results with the predicted future severity of pre-eclampsia or related foetal complications.

Preferably, the kits of the thirteenth to eighteenth aspects of the invention comprise a binding partner, e.g. an antibody, to a neurokinin B precursor, neurokinin B or epitopic variants or epitopic fragments thereof. More preferably the kits comprise a binding partner to the polypeptide sequences of FIG. 1 or 2, or epitopic variants or epitopic fragments thereof.

In a nineteenth aspect of the invention there is provided the use of an agonist of neurokinin B or neurokinin B in the preparation of a medicament for the reduction of blood volume in cases of hypotension.

In a twentieth aspect of the invention there is provided the use of an agonist of neurokinin B or neurokinin B in the reduction of blood volume in cases of hypotension.

In a twenty-first aspect of the invention there is provided a method of alleviating pre-eclampsia in a human subject by modifying the diet of the human subject to reduce the content of toxin generating substances therein.

In a twenty-second aspect of the invention there is provided a method of alleviating pre-eclampsia in a human subject including modifying the dietary pattern of the subject to reduce concentrations of potential toxins in the portal vein.

In a twenty-third aspect of the invention there is provided a dietary methodology for the alleviation of pre-eclampsia in a human subject in which the amount of toxin generating substances is reduced.

FIG. 1 shows the polypeptide sequence of cloned human neurokinin B precursor, available under Accession No. aal76980.

FIG. 2 shows the polypeptide sequence of the active neurokinin B peptide.

FIG. 3 shows the polynucleotide sequence of placental cDNA of the human neurokinin B precursor, where ATG is the initiation codon; TAG is the stop codon; AATAAA is a polyadenylation signal; AAAAA is the polyA tail; and GGCACAGAGCTGCTCCACAGGCACC is the PCR primer based on *Homo sapiens* cDNA clone 138761 (Accession No. R63635) similar to the bovine clone, of Accession No. P08858 neurokinin B precursor used to amplify complete gene.

FIG. 4 shows the genomic sequence of neurokinin B, including the 27928 base pair promoter region, the introns, and seven exons (underlined).

FIG. 5 shows the results of semi-quantitative PCR for the complete human neurokinin B precursor using mRNA collected at weeks 9, 13 and term. Reverse transcription PCR was performed using mRNA collected at weeks 9, 13 and term (T) to amplify a 733 by full length neurokinin B precursor cDNA. Primers for β -actin were used as the controls (257 bp). M1 denotes a 1 kb DNA ladder; and M2 denotes a 100 by DNA ladder.

FIG. 6 shows HPLC results for oxidised and reduced neurokinin B in human pregnancy plasma and human term placenta. Placental extracts revealed the peptide to be present in significant amounts (21 $\mu\text{g g}^{-1}$ in early and 25 $\mu\text{g g}^{-1}$ in term placenta) and its chromatographic behaviour was identical to synthetic NKB. Partial oxidation of placental NKB during extraction resulted in the production of three oxidised forms in which one or both of the two-methionine residues were oxidised (a in plasma and b in placenta). The resulting methionine sulphoxides conferred reduced hydrophobicity, so that they eluted before the reduced form. This elution pattern matched that produced by the partial oxidation of

synthetic NKB by hydrogen peroxide. Complete oxidation by hydrogen peroxide resulted in all the NKB eluting in the position of the first peak. A similar elution pattern was also observed after extraction of NKB from term placenta samples (b).

FIG. 7 shows the cardiovascular effect of neurokinin B in conscious rats. Changes in blood pressure and heart rate during infusion of saline or incremental doses of NKB in conscious unrestrained female rats. NKB was infused at doses of 1.8 nmol h^{-1} (per kg) from time=0, 18 nmol h^{-1} (per kg) from time=16 h and 180 nmol h^{-1} (per kg) from time=20 h. Values are mean \pm s.e. mean. * denotes a significant difference from the original baseline and from the values at t=20 h (Friedman's test).

FIG. 8 shows an in situ hybridisation of for neurokinin B mRNA in the placenta of humans and rats. a, human at term (39 weeks) with human antisense probe b, human at term (39 weeks) with human sense probe c, rat 18 day placenta with rat antisense probe and d, high magnification showing giant cells of the rat placenta expressing neurokinin B. Magnification: a, 10 \times original size, b 10 \times , c 16 \times , d 40 \times .

The present invention is partly based upon the discovery that early and/or excessive release of neurokinin B into the maternal blood stream by the developing placenta can be a cause of pregnancy induced hypertension and pre-eclampsia. In particular, it has been postulated that those likely to suffer from pregnancy induced hypertension or pre-eclampsia have slightly elevated levels of neurokinin B in the maternal blood stream at approximately 10 to 12 weeks into pregnancy. Monitoring of neurokinin B early in pregnancy, for example at 10 to 12 weeks or before, is useful in predicting whether the individual is likely to suffer from pregnancy induced hypertension or pre-eclampsia later in pregnancy, and whether they are likely to suffer from pre-eclampsia related foetal complications such as foetal growth retardation, foetal hypoxia or miscarriage. Measurement of neurokinin B levels after 10 to 12 weeks into pregnancy, for example at 18 weeks may enable the prediction to be confirmed and a diagnosis of pregnancy induced hypertension or pre-eclampsia or related foetal complications to be made. Further, it has been observed that the level of increase in neurokinin B levels after any initial prediction of hypertension or pre-eclampsia correlates with the future severity of the condition. In particular, it has been shown that a relationship exists between the degree of increase in neurokinin B and the future severity of the condition. These observations can be used in the prediction of the future severity of the condition. Also, other post-processing fragments of the human neurokinin B precursor may be involved in the development of those conditions. In addition, the production of neurokinin B and/or other fragments of human neurokinin B precursor may be associated with the development of hypertension in non-pregnant individuals.

In the present invention, foetal complications include any foetal condition which is related to pre-eclampsia. Specifically, foetal complications include foetal growth retardation, foetal hypoxia, pre-term labour, and in severe cases, miscarriage.

For the purpose of the present invention, neurokinin B precursor gene products include polynucleotide sequences encoding neurokinin B precursor or neurokinin B, and neurokinin B precursor polypeptides. Polynucleotide sequences include genomic or cDNA sequences, for example those of FIG. 3 or 4, and RNA, preferable mRNA. Preferably, the neurokinin B precursor polypeptides have the sequences shown in FIG. 1. Fragments of neurokinin B precursor gene products are fragments which are derived from the precursor gene products and include the polynucleotide or polypeptide

sequences encoding neurokinin B, fragments thereof, and other post-processing fragments of the precursor. Preferably the neurokinin B peptide derived from the precursor has the sequence of FIG. 2. Epitopic fragments or variants are those which comprise an amino sequence, typically of at least 4 residues, which constitutes a site to which the antibody can bind. A preferred epitopic fragment is the amino acid sequence DMHD (SEQ ID NO: 11) of FIG. 1.

Also included are variants of neurokinin B precursor gene products. Preferably, variants share at least 80%, at least 90%, at least 95%, at least 98% and most preferably at least 99% sequence identity with the neurokinin B precursor gene products or fragments thereof, and preferably retain the same biological activity as the gene product or fragment.

"% identity", as known in the art, is a measure of the relationship between two polypeptide sequences between two polypeptide sequences or two polynucleotide sequences, as determined by comparing their sequences. In general, the two sequences to be compared are aligned to give a maximum correlation between the sequences. The alignment of the two sequences is examined and the number of positions giving an exact amino acid or nucleotide correspondence between the two sequences determined, divided by the total length of the alignment and multiplied by 100 to give a % identity figure. This % identity figure may be determined over the whole length of the sequences to be compared, which is particularly suitable for sequences of the same or very similar length and which are highly homologous, or over shorter defined lengths, which is more suitable for sequences of unequal length or which have a lower level of homology.

Methods for comparing the identity of two or more sequences are well known in the art. Thus for instance, programs available in the Wisconsin Sequence Analysis Package, version 9.1 (Devereux J et al, *Nucleic Acids Res.* 12:387-395, 1984, available from Genetics Computer Group, Madison, Wis., USA), for example the programs BESTFIT and GAP, may be used to determine the % identity between two polynucleotides and the % identity between two polypeptide sequences. BESTFIT uses the "local homology" algorithm of Smith and Waterman (*Advances in Applied Mathematics*, 2:482-489, 1981) and finds the best single region of similarity between two sequences. BESTFIT is more suited to comparing two polynucleotide or two polypeptide sequences which are dissimilar in length, the program assuming that the shorter sequence represents a portion of the longer. In comparison, GAP aligns two sequences finding a "maximum similarity" according to the algorithm of Needleman and Wunsch (*J. Mol. Biol.* 48:443-354, 1970). GAP is more suited to comparing sequences which are approximately the same length and an alignment is expected over the entire length. Preferably, the parameters "Gap Weight" and "Length Weight" used in each program are 50 and 3 for polynucleotide sequences and 12 and 4 for polypeptide sequences, respectively. Preferably, % identities and similarities are determined when the two sequences being compared are optimally aligned.

Other programs for determining identity and/or similarity between sequences are also known in the art, for instance the BLAST family of programs (Altschul S. F. et al, *J. Mol. Biol.*, 215:403-410, 1990, Altschul S. F. et al, *Nucleic Acids Res.*, 25:289-3402, 1997, available from the National Center for Biotechnology Information (NCBI), Bethesda, Md., USA and accessible through the home page of the NCBI at www.ncbi.nlm.nih.gov) and FASTA (Pearson W. R. and Lipman D. J., *Proc. Nat. Acad. Sci.*, USA, 85:2444-2448, 1988, available as part of the Wisconsin Sequence Analysis Package). Preferably, the BLOSUM62 amino acid substitution

matrix (Henikoff S, and Henikoff J. G., *Proc. Nat. Acad. Sci.*, USA, 89:10915-10919, 1992) is used in polypeptide sequence comparisons including where nucleotide sequences are first translated into amino acid sequences before comparison.

Preferably, the program BESTFIT is used to determine the % identity of a query polynucleotide or a polypeptide sequence with respect to a polynucleotide or a polypeptide sequence of the present invention, the query and the reference sequence being optimally aligned and the parameters of the program set at the default value.

The first, second, third and fourth aspects of the invention relate to methods of predicting or diagnosing pregnancy induced hypertension or pre-eclampsia or related foetal complications in a human subject. These methods include, for example, assessing the concentration in a biological sample of neurokinin B precursor gene products, or variants or fragments thereof. These methods preferably comprise comparing the results of an assessment of the concentration of human neurokinin B gene product (e.g. neurokinin B or its precursor) in a sample with expected values or with the values found in the subject at an earlier date.

Preferably these methods are carried out at an early stage of pregnancy, for example at 10-12 weeks for prediction, or 18 weeks for diagnosis.

These methods may include any means of measuring neurokinin B gene products available to those skilled in the art. Preferably, the methods use the kits of the invention. The methods of the invention comprise at least the step of determining the presence of neurokinin B mRNA, neurokinin B or its precursor, or variants or fragments thereof, in a biological sample; however, additional steps may also be included. Such additional steps may include one or more of the following: collecting the biological sample; preparing the biological sample; measuring the concentration of target neurokinin B gene products such as polypeptide or polypeptides in the sample; preparing standard curves to predict expected concentrations of the target neurokinin B gene products in non-pregnant individuals or in pregnant individuals at the same or different stages of pregnancy; comparing the results obtained from a particular biological sample with the appropriate expected values or the appropriate standard curve to determine the severity of the condition; or repeating some or all of the previous steps at a later date to determine if the severity of the condition has changed.

Suitable methods of detection based on kits will be clear to one skilled in the art and include radioimmunoassay (RIA), enzyme linked immunosorbant assay (ELISA), immunoradiometric assay (IRMA), antisense technology, or radioreceptor assay (RRA). In the latter, for example the NK₃ receptor or other neurokinin B binding partner may be used in a detection system or biosensor system. Further detection methods may also include as well as radiometric methods, non-radioactive methods such as fluorescence and luminescence.

A preferred method is radioimmunoassay, which relies on the interaction of a small amount of radiolabeled peptide, eg neurokinin B, with a limiting amount of binding partner such as antibody (e.g. specific for NKB). The displacement of radiolabeled peptide by increasing doses of standard peptide is compared to that displaced by unknowns. This is normally monitored by separating binding partner bound label from free label usually by using a precipitation step which brings down the binding partner followed by centrifugation, although there are adsorbents (e.g. charcoal) which can bind the free labeled fraction and can then be removed by centrifugation. IRMA can be one site or two site and uses an excess of specific binding partner such as antibody which in this case is

radiolabeled. In the one site assay, separation is effected by an excess of peptide linked to a solid phase which removes unreacted binding partner. In the two site method a second specific binding partner (usually linked to a solid phase) is used which is specific to a separate epitope on the peptide. Separation is easily effected by removal of the complex on the solid phase. RRA is similar to RIA in that a limiting amount of receptor is substituted for the antibody. Often the receptor preparation will be in the form of a membrane preparation so that washing and separation of the bound label can be performed by e.g. centrifugation. The use of enzymes as the signalling moiety in immunometric assays is commonly achieved by cross linking an enzyme to the specific antibody or the use of e.g. a pig anti mouse antibody cross-linked to an enzyme when a mouse monoclonal antibody is used in the initial reaction.

The above methods may also be used in estimating the likely future degree of pregnancy induced hypertension or pre-eclampsia or related foetal complications. These methods preferably comprise comparing the results of an assessment of the concentration of human neurokinin B gene product (e.g. neurokinin B or its precursor) in a sample with expected values. It is believed that the tenth week of pregnancy, or later, for example after 18 weeks, may be particularly valuable times at which to assess the presence (and concentration) of the human neurokinin B gene products.

The methods of the invention are preferably carried out *in vitro*, on a sample removed from the body. Any biological sample may be used in the methods of the invention. Preferred biological samples include blood, saliva or urine.

The invention also provides a method of preventing or treating pregnancy induced hypertension or pre-eclampsia or related foetal complications in a human subject by the administration of an agent which inhibits the biological effect of neurokinin B. Preferably, such methods are carried out using the kits of the invention. Agents which inhibit the biological effects of neurokinin B include any agents that act, for example, by removing the neurokinin B from the plasma; by altering its structure to prevent it binding to receptors; by binding to the receptors directly to block the binding of neurokinin B thereto (but without themselves causing the effects at those receptors normally caused by neurokinin B), by exerting a counter effect to the neurokinin B at the same or different receptors or by reducing or preventing gene expression or translation, for example by modulating activity of the neurokinin B gene promoter and/or by using antisense technology. Also included are agents which inhibit the production or processing of the precursor to prevent production of neurokinin B. Within this context, agents inhibiting the biological effect of neurokinin B include agents inhibiting the biological effect of any variants or fragments of human neurokinin B or its precursor which are involved in the development of pregnancy induced hypertension or pre-eclampsia or related foetal complications. The principal site of action of human neurokinin B is the NK₃ receptor and therefore preferred agents which inhibit the biological effects of neurokinin B for use in the invention include NK₃ receptor antagonists. However, at the high circulatory concentrations found in near term pregnancy, particularly in pregnancy induced hypertensive or pre-eclamptic subjects, neurokinin B may also have significant effects at other receptors (eg the NK₁ or NK₂ receptors) and therefore the agents which inhibit the biological effects of neurokinin B for use in the present invention also include agents which prevent neurokinin B's effects at such other specific receptors, as well as broad spectrum neurokinin antagonists and combinations thereof.

Since 1991, a number of high-affinity nonpeptide antagonists have been reported. Snider R. M., et al., (Science, 251: 435 (1991)), and Garret C., et al., (Proc. Natl. Acad. Sci., 88:10208 (1991)), described CP-96,345 and RP 67580, respectively, as antagonists at the NK₁ receptor, while Advenier C., et al., (Brit. J. Pharmacol., 105:78 (1992)), presented data on SR 48968 showing its high affinity and selectivity for NK₂ receptors. More recently Macleod, et al., (J. Med. Chem., 36:2044 (1993)) have published on a novel series of tryptophan derivatives as NK₁ receptor antagonists. Recently, FK 888, a "dipeptide" with high affinity for the NK₁ receptor was described (Fujii J., et al., Neuropeptide, 22:24 (1992)).

Suitable NK₃ receptor antagonists for use in the present invention include all materials blocking or reducing the effect of neurokinin B at the NK₃ receptor, for example, those materials described in Gao and Peet (Current Medicinal Chemistry, 1999, 6, 375-388), Khavaga and Rogers (Int. J. Biochem Cell Biol. 1996, 28, 7, 721-738), U.S. Pat. No. 5,942,523, U.S. Pat. No. 5,846,973, U.S. Pat. No. 5,491,140, U.S. Pat. No. 5,328,927, U.S. Pat. No. 5,360,820, U.S. Pat. No. 5,344,830, U.S. Pat. No. 5,331,089, U.S. Pat. No. 4,742,156, U.S. Pat. No. 4,665,157, EP 591,040A, WO 94/01402, WO 94/04494, WO 93/011609, Canadian Patent Application 2,154,116, EP 693,489 and Canadian Patent Application 2,151,116. Specific examples of suitable antagonists include the receptor selective ligand, SR 142801 (Edmonds-Alt, et al., Life Sciences, 56:27 (1995)), and the decapeptides of formula: A¹-D-Pro²-His³-D⁴-Phe⁵-D-Trp⁶-Val⁷-D-Trp⁸-Leu⁹-Me¹⁰-NH₂ wherein A¹ and D⁴ are Asp or D-Asp amino acids.

Preferred agents for inhibiting the biological effects of neurokinin B include those which modulate activity of the neurokinin B precursor gene promoter, thus altering the level of transcription of the neurokinin B precursor gene. Examples of such agents include competitive or non-competitive antagonists of neurokinin precursor B gene promoter transcription factors, agents which inhibit the biological effect of neurokinin B precursor gene promoter transcription factors, agonists of neurokinin B precursor gene promoter inhibitors, and polynucleotide sequences which bind to, and inhibit, neurokinin B precursor gene promoter activity. Preferably, such polynucleotide will be sufficiently complimentary to whole or part of the promoter sequence such that they hybridise thereto and inhibit promoter activity, preferably *in vivo*. Examples of suitable polynucleotide sequences are those which have at least 80%, 85%, 90%, 95%, 97%, 98% and preferably 99% sequence identity with the compliment of whole or part of the promoter. Preferably the polynucleotide sequence will be complimentary to a regulatory region of the promoter, for example a transcription factor binding site.

Where the agent is a polynucleotide sequence, it is preferably administered in the form of a vector. The vector may additionally comprise one or more regulatory sequences for activation of expression of the polynucleotide sequence, for example promoters including response elements, consensus sites, methylation sites, locus control regions, post-transcriptional modifications, splice variants, homeoboxes, inducible factors, DNA binding domains, enhancer sequences, initiation codons, and polyA sequences. Such agents may be administered by any suitable gene therapy technique, which will be known to persons skilled in the art.

Administration of pharmaceutical compositions is accomplished by any effective route, e.g. orally or parenterally. Methods of parenteral delivery include topical, intra-arterial, subcutaneous, intramedullary, intravenous, or intranasal administration. Administration can also be effected by amniocentesis related techniques. Oral administration fol-

lowed by subcutaneous injection would be the preferred routes of uptake; also long acting immobilisations would be used. Also, as the effects of placental NKB will be on peripheral receptors, effectively drugs devoid of side effects to the central nervous system should be preferably peptide-like in their distribution properties. In addition to the active ingredients, these pharmaceutical compositions may contain suitable pharmaceutically acceptable carriers comprising excipients and other compounds that facilitate processing of the active compounds into preparations which can be used pharmaceutically.

Further details on techniques for formulation and administration may be found in the latest edition of "REMITON'S PHARMACEUTICAL SCIENCES" (Maack Publishing Co, Easton Pa.).

Pharmaceutical compositions for oral administration can be formulated using pharmaceutically acceptable carriers well known in the art, in dosages suitable for oral administration. Such carriers enable the pharmaceutical compositions to be formulated as tablets, pills, dragees, capsules, liquids, gels, syrups, slurries, suspensions, etc., suitable for ingestion by the patient.

Pharmaceutical preparations for oral use can be obtained through combination of active compounds with solid excipient, optionally grinding a resulting mixture, and processing the mixture of granules, after adding suitable additional compounds, if desired, to obtain tablets or dragee cores. Suitable excipients are carbohydrate or protein fillers. These include, but are not limited to sugars, including lactose, sucrose, mannitol, or sorbitol, starch from corn, wheat, rice, potato, or other plants; cellulose such as methyl cellulose, hydroxypropylmethyl-cellulose, or sodium carboxymethylcellulose; and gums including arabic and tragacanth; as well as proteins, such as gelatin and collagen. If desired, disintegrating or solubilising agents may be added, such as the cross-linked polyvinyl pyrrolidone, agar, alginic acid, or a salt thereof, such as sodium alginate.

Dragee cores are provided with suitable coatings such as concentrated sugar solutions, which may also contain gum arabic, talc, polyvinylpyrrolidone, carbopol gel, polyethylene glycol, and/or titanium dioxide, lacquer solutions, and suitable organic solvents or solvent mixtures. Dyestuffs or pigments may be added to the tablets or dragee coatings for product identification or to characterise the quantity of active compound (i.e. dosage).

Pharmaceutical preparations, which can be used orally, include push-fit capsules made of gelatin, as well as soft, sealed capsules made of gelatin and a coating such as glycerol or sorbitol. Push-fit capsules can contain active ingredients mixed with filler or binders such as lactose or starches, lubricants such as talc or magnesium stearate, and, optionally, stabilisers. In soft capsules, the active compounds may be dissolved or suspended in suitable liquids, such as fatty oils, liquid paraffin, or liquid polyethylene glycol with or without stabilisers.

Pharmaceutical formulations for parenteral administration include aqueous solutions of active compounds. For injection, the pharmaceutical compositions of the invention may be formulated in aqueous solutions, preferably in physiologically compatible buffers such as Hank's solution, Ringer's solution, or physiologically buffered saline. Aqueous injection suspensions may contain substances, which increase the viscosity of the suspension, such as sodium carboxymethyl cellulose, sorbitol, or dextran. Additionally, suspensions of the active compounds may be prepared as appropriate oily injection suspensions. Suitable lipophilic solvents or vehicles include fatty oils such as sesame oil, or synthetic fatty acid

esters, such as ethyl oleate or triglycerides, or liposomes. Optionally, the suspension may also contain suitable stabilisers or agents, which increase the solubility of the compounds to allow for the preparation of highly concentrated solutions.

For topical or nasal administration, penetrants appropriate to the particular barrier to be permeated are used in the formulation. Such penetrants are generally known in the art.

The pharmaceutical compositions of the present invention may be manufactured in a manner similar to that known in the art (e.g. by means of conventional mixing, dissolving, granulating, dragee-making, levigating, emulsifying, encapsulating, entrapping or lyophilising processes). The pharmaceutical compositions may also be modified to provide appropriate release characteristics, e.g. sustained release or targeted release, by convention means, e.g. coating.

The pharmaceutical composition may be provided as a salt and can be formed with many acids, including but not limited to hydrochloric, sulfuric, acetic, lactic, tartaric, malic, succinic, etc. Salts tend to be more soluble in aqueous or other protonic solvents that are the corresponding free base forms. In other cases, the preferred preparation may be a lyophilised powder in 1 mM-50 mM histidine, 0.1%-2% sucrose, 2%-7% mannitol at a pH range of 4.5 to 5.5, that is combined with buffer prior to use.

The agents for use in the invention (eg NK₃ receptor antagonists) can also be modified so that they are only delivered to selected target sites. For example, by adjusting their stability towards proteolytic digestion in the gut or ability not to pass the blood/brain barrier, or by producing composite molecules including a targeting component, e.g. an antibody selective for the target site.

After pharmaceutical compositions comprising a compound of the invention formulated in an acceptable carrier have been prepared, they can be placed in an appropriate container and labelled for treatment of an indicated condition. For administration of NK₃ receptor antagonists, such labelling would include amount, frequency and method of administration.

Pharmaceutical compositions suitable for use in the present invention include compositions wherein the active ingredients are contained in an effective amount to achieve the intended purpose. Thus, a therapeutically effective amount is an amount sufficient to ameliorate the symptoms of the disease being treated. The amount actually administered will be dependent upon the individual to which treatment is to be applied, and will preferably be an optimised amount such that the desired effect is achieved without significant side-effects. The determination of a therapeutically effective dose is well within the capability of those skilled in the art. Of course, the skilled person will realise that divided and partial doses are also within the scope of the invention.

For any compound, the therapeutically effective dose can be estimated initially either in cell culture assays or in any appropriate animal model (eg primates for pre-eclampsia, rats and guinea pigs for hypertension and other small laboratory animals for use with induced hypertension and induced pre-eclampsia). These assays should take into account receptor activity as well as downstream processing activity. The animal model is also used to achieve a desirable concentration range and route of administration. Such information can then be used to determine useful doses and routes for administration in humans.

A therapeutically effective amount refers to that amount of agent, which ameliorates the symptoms or condition. Therapeutic efficacy and toxicity of such compounds can be determined by standard pharmaceutical procedures, in cell cultures or experimental animals (e.g. ED₅₀, the dose

therapeutically effective in 50% of the population; and LD₅₀, the dose lethal to 50% of the population). The dose ratio between therapeutic and toxic effects is the therapeutic index, and it can be expressed as the ration ED₅₀/LD₅₀. Pharmaceutical compositions, which exhibit large therapeutic indices, are preferred. The data obtained from cell culture assays and animal studies is used in formulating a range of dosage for human use. The dosage of such compounds lies preferably within a range of circulating concentrations that include the ED₅₀ with little or no toxicity. The dosage varies within this range depending upon the dosage form employed, sensitivity of the patient, and the route of administration.

The exact dosage is chosen by the individual physician in view of the patient to be treated. Dosage and administration are adjusted to provide sufficient levels of the active moiety or to maintain the desired effect. Additional factors, which may be taken into account, include the severity of the disease state. Long acting pharmaceutical compositions might be administered every 3 to 4 days, every week, or once every two weeks depending on half-life and clearance rate of the particular formulation. Guidance as to particular dosages and methods of delivery is provided in the literature (see, U.S. Pat. Nos. 4,657,760; 5,206,344 and 5,225,212 herein incorporated by reference).

The agents which inhibit the biological effect of neurokinin B for use in the methods of the invention of preventing or treating pre-eclampsia; or of preparing medicaments for preventing or treating pre-eclampsia; are preferably formulated such that use of the agent is effective in, but not restricted to, the post prandial phase. The agents may for example be selected to be effective over a 24 hour period rather than exclusively in the post-prandial phase. The post-prandial phase is a particularly important time as it is believed that pre-eclampsia is associated with the build-up of toxins in the maternal blood supply due to the failure of the blood to pass through the liver (which normally removes the toxins) because of high pressure in the portal vein. Thus, transient relief of hypertension following meals will allow the blood to pass through the liver at the time when the highest concentration of toxins will be present and will therefore provide a large reduction in the risk of pre-eclampsia whilst producing only a short decrease in the effect caused by the placentally produced neurokinin B. This time limited effect may be achieved by selecting agents with short durations of activity and using appropriate formulations and dosage schedules.

Preferably, methods of prevention or treatment of the conditions addressed herein will begin as soon as possible after the initial prediction or diagnosis is made, for example after 10 weeks into pregnancy. The decision regarding initiation of a course of treatment will of course be the decision of a physician, and may therefore begin earlier or later. Typically, the course will be given throughout pregnancy or until symptoms subside. This may continue until up to eight weeks after birth. In individuals who have been determined as being at risk of developing foetal conditions such as growth retardation or hypoxia, or pre-eclampsia, (by consideration of other factors such as previous miscarriages or complications in pregnancy) the course may be initiated as soon as pregnancy is confirmed, and may continue until term.

In a further aspect of the invention there is provided the use of a human neurokinin B precursor gene product or a variant or fragment thereof in the manufacture of a diagnostic for use in the prediction or diagnosis of pregnancy included hypertension or pre-eclampsia or related foetal complications. Preferably, the gene product used is neurokinin B, or a variant or fragment thereof, for example in the production of a diagnostic comprising a binding partner specific for neurokinin B.

Preferably, the variants or fragments are epitopic. It is envisaged that other gene products could also be used, for example regulatory sequences of the neurokinin B precursor genomic sequence, or neurokinin B precursor mRNA in the production of antisense sequences.

The polypeptides used include human neurokinin B or its precursor, or variants or fragments thereof. Preferably, the polypeptides comprise the sequence of FIG. 1 or FIG. 2 respectively. Preferably, the fragments or variants are epitopic, as defined above.

These polypeptides may be produced in isolated, substantially pure form or as recombinant polypeptides. Method for doing so will be clear to one skilled in the art. These will include, for example, recombinant techniques or extraction, gel separation or more commonly, for peptides the size of neurokinin B, chemical synthesis, eg liquid and solid phase peptide.

In a further aspect of the invention there is provided the use of an agent which inhibits the biological effect of neurokinin B in the manufacture of a medicament for the prevention or treatment of pregnancy induced hypertension or pre-eclampsia or related foetal complications. Preferably, the agents are those defined above.

In a further aspect of the present invention there are provided kits for the predicting the onset of, diagnosing, or estimating the future severity of pregnancy induced hypertension or pre-eclampsia or related foetal complications. The kits of the invention comprise a means for detecting the production of human neurokinin B gene products such as polynucleotides or polypeptides encoding neurokinin B or its precursor, or fragments or variants thereof, by the subject. Thus the kits will commonly comprise one or more of: a binding partner to neurokinin B or its precursor; neurokinin B polypeptide or variants or fragments thereof; and/or polynucleotide sequences which hybridise to a sequence encoding neurokinin B or a variant or fragment thereof.

By binding partner is meant any substance capable of detecting (and binding to) the target, eg an antibody. Preferred binding partners for use in the kits of the invention are antibodies which are specific for neurokinin B precursor, or epitopic fragments or epitopic variants thereof. Preferred are antibodies to neurokinin B and antibodies to the human neurokinin B precursor. Most preferred are antibodies which are specific for neurokinin B, but antibodies specific to any other breakdown products of the neurokinin B precursor which remain in the body for a measurable time may also be used. These antibodies are capable of binding fragments of the human neurokinin B precursor to identify the production of the precursor by the human body. The antibodies of the invention may be, for example, polyclonal, monoclonal, chimeric or humanised antibodies or fragments thereof. Binding partners which cross react with related peptides such as Substance P or NKA, for example, may be useful as a medicament or in diagnosis, as they share a common sequence (FVGLM-NH₂) with neurokinin B.

Methods of producing such antibodies will be apparent to one skilled in the art. For example, in the case of polyclonal antibodies, by standard methods of animal immunisation or, for monoclonal antibodies, by the well-known methods of Köhler and Milstein, or by use of the methods discussed in U.S. Pat. No. 5,844,080. Chimeric antibodies can be made by genetic engineering techniques, and are antibodies in which the constant region is human in origin, but the variable regions are derived from, for example, a mouse antibody. The advantage of chimeric antibodies is to reduce immunogenicity. Humanised antibodies take this principle even further, in that only the complementarity determining regions and a mini-

imum number of further amino acids in the variable regions are derived from an animal such as a mouse. The rest of the antibody structure is human in sequence, and is recognised by the human immune system as human (see, for example, Queen et al, PNAS, USA 86 (December 1989), 10029-10033).

Polynucleotides of the kits of the invention are preferably those which hybridise to a sequence encoding neurokinin B or its precursor, or a variant or fragment thereof, or complements thereof, under stringent conditions. Preferred are polynucleotide sequences which hybridise to the nucleotide sequence of FIG. 3 or FIG. 4, or their complements, under stringent hybridisation conditions. Stringent conditions are, for example, 6xSSC at 65° C. Preferably, such polynucleotide sequences have at least 85%, and least 90%, at least 95%, preferably at least 98% and most preferably at least 99% sequence identity with the compliment of the reference sequence. Such polynucleotide sequences are preferably at least 10 nucleotides in length, and will be useful in detecting expression of neurokinin B or its precursor. Such polynucleotides are useful in antisense technology or diagnostic PCR. Means of producing the polynucleotides of the invention will be clear to those skilled in the art, for example, they may be produced synthetically or by probing an appropriate cDNA or genomic library (particularly a placental cDNA library).

The kits of the invention may also comprise instructions for the performance of an assay for predicting or diagnosing the levels of neurokinin B in a biological sample (this may either be by direct measurement of neurokinin B or by measuring the concentration of human neurokinin B precursor, or a fragment thereof, and using this value to predict the amount of neurokinin B present). The components of the commercial neurokinin B radioimmunoassay kit RIK 7357 by Peninsula Laboratories, Belmont, Calif., USA can be used in the present invention. The kits of the invention preferably also comprise a key, showing the correlation between the levels of neurokinin B gene product in the biological sample and diagnosis of pregnancy induced hypertension or pre-eclampsia or related foetal complications, and/or the likely future onset and/or severity of these conditions.

Also provided are kits for the prevention or treatment of pregnancy induced hypertension or pre-eclampsia or related foetal complications, comprising means for inhibiting the biological effect of neurokinin B or its precursor in a subject. Preferably, such means include those agents defined above. In particular, the antibodies or polynucleotide sequences as described above may also be useful in these kits for inhibiting the biological effect of neurokinin B or its precursor. The kits preferably also contain instructions for use of the kit to prevent or treat pregnancy induced hypertension or pre-eclampsia or related foetal complications and/or a key showing the correlation between the amount of agent used and the likely effect on the condition.

Pre-eclampsia may also be alleviated by modifying the diet of a human subject to reduce the content of toxins (e.g. alkaloids) and toxin generating substances therein. Toxin generating substances include proteins which are digested in, and absorbed from, the gut as amino acids most of which are toxic if they circulate in blood in too high concentrations. Normally any amino acids in excess of daily requirement are immediately deaminated by the liver and metabolised. Increasing the proportion of carbohydrates in the diet may also be of particular benefit. The dietary pattern of the subject may also be modified to prevent peak concentrations of potential toxins appearing in the portal vein, for example by substantially reducing the size of individual meals (and increasing the frequency of small meals).

Agonists of neurokinin B may also be used as pharmaceutical agents where an increase in blood pressure or decrease in blood volume is considered to be beneficial. Suitable agonists include any acting to supplement or mimic the effect of neurokinin B at the NK₃ receptor (or at any other receptor), for example senktide or [MePhe⁷] NKB.

The present invention also provides means of screening potential effective agents (eg NK₃ receptor antagonists and agonists) by testing their ability to block (or enhance) the hypertensive effect of neurokinin B in an appropriate model. Once suitable agents have been identified, they may then further be tested to determine their potential in preventing or treating hypertension; pregnancy induced hypertension or pre-eclampsia, and used accordingly. All agents identified by such a process (other than presently known materials) are included in the present invention. Screening methods include large array techniques such as the Vilsips™ technology of Affymetrix Inc; see, eg, EPB No. 0476014.

Transfected cells lines containing the cloned NK₃ (or NK₁ or NK₂) receptor could be used in receptor binding and cell signalling pathway studies in a way clear to one skilled in the art. Essentially, either cells lines expressing endogenously high levels of neurokinin receptors or cell lines transfected with cloned cDNA constructs of the neurokinin receptor may be used to produce membrane preparations. Membrane preparations, of purified receptors in solution or after reconstitution into phospholipid membranes, may then be used to assess receptor binding with labelled agonists and/or antagonists of neurokinin B. The effects of the action of the agonists and antagonists can be assessed using standard cell signalling assays. These will be typical of those routinely performed when using G-protein coupled receptors systems in a way clear to one skilled in the art (including such assays as receptor binding, cyclic AMP determination, protein kinase C, inositol triphosphate concentrations etc.). These studies could also be performed in animal models including the guinea pig and rat chronically infused with agonist to determine the long and short-term effects of neurokinin B, neurokinin B agonists and neurokinin B antagonists. Effects such as changes in heart rate, blood pressure, blood volume and weight of internal organs (e.g. uterus, placenta) may be measured.

EXAMPLES

Example 1

Production of Human Neurokinin B Precursor cDNA

The cloning of placental cDNA, using the following methods, was used to identify the human neurokinin B precursor having the polypeptide sequence shown in FIG. 1. The peptide sequence of neurokinin B in the precursor is underlined (the C-terminal G residue ends up as the amide on the C-terminal M in the final processed peptide of FIG. 2). The cloned placental cDNA of the human neurokinin B precursor is shown in FIG. 3 and has (underlined) the ATG initiation codon at 26-28, the TAG stop codon at 389-391, the AATAAA polyadenylation signal at 659-663 and the polyA tail starting at 680. Human placental tissue was obtained from pregnancy terminations at weeks 9 and 13 of gestation and term. Samples were collected in compliance with and approval from the Local Research Ethics Committee. RNA was extracted essentially as described by Chomczynski, P. and Sacchi, N. (1987) Analytical Biochemistry, 162, 156-159.

The full-length prepronurokinin B precursor was amplified using RT-PCR from total human term placental RNA. This was done using the SMART RACE cDNA amplification

method (Chenchik, A. et al (1998)). In RT-PCR Methods for Gene Cloning and Analysis. Eds. Siebert, P. and Larrick, J. (BioTechniques Books, Mass.), 305-319). Essentially, after total RNA extraction, reverse transcription was performed using a cDNA synthesis primer (5'AAGCAGTGGTAA-CAACGCAGAGTAC(T)₃₀N₁N₃') which contained a 3' anchor sequence. 3' race was performed using a 5' gene specific primer (5'GGCACAGAGCTGCTCCACAGGCACCAT 3') derived from the *Homo sapiens* cDNA clone 138761 similar to bovine P08858 neurokinin B precursor. The resulting PCR fragment was gel purified following gel electrophoresis and cloned into the expression vector pGEM-T Easy. The resulting clones were sequenced and compared to submitted sequences in the GenBank database using the BLAST program (Altschul, S. F., et al (1990) J. Mol. Biol. 215:403-410).

Example 2

Semi-Quantitative PCR to Measure NKB in Placenta

Semi-quantitative PCR as described below was used to measure the mRNA expression of neurokinin B in placenta collected at 9 weeks, 13 weeks and at term. This showed differences in a degree of expression between the first trimester and term placenta. Expression levels were up by five times at term, as shown in FIG. 5.

SMART RACE placental cDNA was amplified using a 5' gene specific primer (5'GGCACAGAGCTGCTCCACAGGCACCAT 3') derived from the *Homo sapiens* cDNA clone 138761 similar to bovine P08858 neurokinin B precursor and a 3' SMART anchor sequence primer. A specified primer pair for β -actin was used for normalisation. PCRs were performed using twenty-one cycles of 95° C. for 30 sec and 68° C. for 2 min. The primers were chosen deliberately to have high annealing temperatures so that the PCR reactions could be performed two step to reduce the possibility of non-specific products being formed. The number of cycles required to obtain a reproducible exponential amplification of the β -actin RT-PCR product was determined by terminating control reactions at 15, 18, 21, 24 and 30 cycles respectively. These experiments were used to check the accuracy, efficiency and amount of total RNA needed to obtain a semi-quantitative amplification in order to optimise the levels of β -actin PCR product produced. The PCR products were visualised by UV illumination following electrophoresis (A 1 kb DNA ladder (M1) and 100 bp DNA ladder (M2) are shown in FIG. 5 also).

Example 3

Neurokinin B Extraction from Placental Tissue and Plasma

Testing of placental extracts using the techniques set out below revealed neurokinin B to be present in significant amounts and its chromatographic properties in HPLC were identical to synthetic neurokinin B. It also displayed the same degree of loss of hydrophobicity (on HPLC) after oxidising its methionine residues. Oxidisation was found to give three peaks of double oxidised (1), single oxidised (2) and non-oxidised forms (3), see FIG. 6. FIG. 6(a) shows oxidised and reduced neurokinin B separated by RPHPLC from human pregnancy plasma and FIG. 6(b) shows separation of condensed and reduced neurokinin by RPHPLC extracted from human term placenta.

Extraction of Neurokinin B from Placenta

Whole placentae were weighed and washed immediately after delivery with 150 mM sodium chloride solution containing 10 mM EDTA at pH 7.5. A tissue sample not exceeding

100 g was excised and homogenised in 100 ml saline/EDTA solution using a blender with a glass vessel. Protease inhibitors, phenylmethylsulphonylfluoride, N-ethylmaleimide, and pepstatin were added from a stock solution in methanol. After 20 seconds 800 ml of methanol were added and blending was continued for a further minute. The mixture was decanted into 200 ml polypropylene centrifuge tubes and subjected to centrifugation at 4° C. and 3000×g for 30 minutes. The supernatant was separated and stored overnight at 4° C. resulting in further precipitation that was removed by centrifugation. The volume of each extract was reduced to less than one eighth of the initial volume and then diluted by addition of three volumes of water containing 0.1% trifluoroacetic acid (TFA). Any trace of suspended matter was removed by a final centrifugation step. The volume of extract was recorded and an amount corresponding to 20 g of placenta reserved for solid phase extraction using Sep-Pak C18 3CC cartridges (Waters Chromatography Division, Millipore Corporation, Milford, Mass., U.S.A.). Cartridges were primed prior to use by perfusion with 2 ml of the following solutions; 1) water containing 0.1% TFA and 0.1% Polypep gelatine hydrolysate (Sigma-Aldrich, Poole, UK), 2) water containing 0.1% TFA, 3) water containing 80% v/v acetonitrile and 4) water containing 0.1% TFA. Each extract was passed through a prepared cartridge, which was then washed with 2 ml 0.1% TFA in water, 2 ml 0.1% TFA in water containing acetonitrile 10% and 20% TFA. The column was eluted with 2 ml of 30%, 40% and 50% acetonitrile in water containing 0.1% TFA. Eluted fractions were reduced to dryness under vacuum after adding 1 mg of mannitol and 100 μ g Polypep. Smaller placentae obtained from abortions were treated as above but dissociated in a glass homogeniser retaining the same proportions of buffer and methanol to placental weight.

Extraction of Neurokinin B from Plasma

Neurokinin B standards were prepared in pooled plasma from the blood of five young males taken into EDTA. The standards contained 1280, 640, 320, 160 and 80 pg/ml neurokinin B. Each 2 ml of sample of plasma standard was acidified by addition of 220 μ l 1M HCl containing 0.21M glycine. They were then diluted to 10 ml with 0.9% saline and subjected to centrifugation at 3000×g for 20 minutes to ensure complete clarity. Sep-Pak C18 1CC cartridges were primed as described above for Sep-Pak C18 3CC cartridges. After loading, cartridges were washed with 1 ml 0.1 M HCl containing 0.02M glycine followed by 1 ml 0.1% TFA in water. Further washes with 1 ml 0.1% TFA in water containing 10 and 20% acetonitrile were followed by elution with 1 ml 0.1% TFA in a mixture of 50% water and acetonitrile. Eluted fractions were reduced to dryness under vacuum after adding 1 mg of mannitol and 100 μ g Polypep. The acidification step ensured that we were extracting already processed mature peptide as it is possible that inactive circulating precursor could be cleaved by endogenous plasma proteases to produce immunoreactive peptides unless precautions are taken.

Example 4

Measurement of NKB in Placental Tissues and Plasma

Placental and plasma extracts were reconstituted in 500 μ l of buffer supplied as part of a commercial neurokinin B radioimmunoassay kit RIK 7357 by Peninsula Laboratories, Belmont, Calif., USA to which had added 0.2% Igepal CA-630 non-ionic detergent (Sigma). Sub-samples of 25 μ l were taken from extracted and non-extracted standards and mixed with 75 μ l of the above buffer. Standards were prepared in buffer containing Igepal, but to which had been added 200 μ g/ml Polypep. Anti-neurokinin antibody solution (100 μ l)

was added to all assay tubes except blanks and the assay was conducted as described in the "General Protocol for Radioimmunoassay Kit" instructions. Assays were performed in duplicate and results were corrected with reference to extracted standards.

The plasma and placental levels of neurokinin B in various human volunteers and rats were measured by the above methods. The results of the plasma samples are summarised in Table 1. Placental samples were collected from weeks 7 to 15 of pregnancy, and all seven were shown to contain equivalent significant amounts of neurokinin B; however concentrations of plasma NKB detected at term were in the 100 picomolar range that would be expected to have effects on the maternal cardiovascular system. Plasma samples taken from non-pregnant volunteers all had low levels of the peptide, as did the majority of plasma samples taken from individuals who had been admitted for elective abortions at weeks 7 to 15. Four samples from this latter group had concentrations equivalent to those found at term. This suggests that the placenta from this individual may have started to secrete supra-physiological concentrations of neurokinin B early in pregnancy. Samples of patients in late pregnancy suffering from hypertension and pre-eclampsia all had concentrations in the nanomolar range suggesting that raised neurokinin B may be responsible for their symptoms.

TABLE 1

Week of Pregnancy	Nmol/l NKB in normotensive pregnancies
6	0
9	0
9	0.97
10	0.535
13	0
13	0
13	0.083
13	0.511
14	0
14	0
14	0.511
17	0.182
17	0.182
18	0
23	0.12
24	0
25	0.17
27	0
28	0
28	0.033
31	0

TABLE 1-continued

Week of Pregnancy	Nmol/l NKB in normotensive pregnancies
31	0.031
32	0
33	0
37	0
38	0.07
39	0.138
40	0.05
40	0.2
41	0.118

TABLE 2

Week of pregnancy	Nmol/l NKB in pre-eclamptic pregnancies
30	3.964
34	6.156
36	3.796
37	2.141
38	2.752
39	2.004
39	6.288
39	0.98

TABLE 3

Patient number	Nmol/l NKB in normotensive pregnancies at term
1	0
2	0
3	0
4	0
5	0
6	0
7	0
8	0.084
9	0.118
10	0.143
11	0.22
12	0.226
13	0.228
14	0.398
15	0.521
16	1.317

SEQUENCE LISTING

<160> NUMBER OF SEQ ID NOS: 11

<210> SEQ ID NO 1

<211> LENGTH: 121

<212> TYPE: PRT

<213> ORGANISM: Homo Sapiens

<400> SEQUENCE: 1

Met Arg Ile Met Leu Leu Phe Thr Ala Ile Leu Ala Phe Ser Leu Ala
 1 5 10 15
 Gln Ser Phe Gly Ala Val Cys Lys Glu Pro Gln Glu Glu Val Val Pro
 20 25 30

-continued

Gly Gly Gly Arg Ser Lys Arg Asp Pro Asp Leu Tyr Gln Leu Leu Gln
 35 40 45

Arg Leu Phe Lys Ser His Ser Ser Leu Glu Gly Leu Leu Lys Ala Leu
 50 55 60

Ser Gln Ala Ser Thr Asp Pro Lys Glu Ser Thr Ser Pro Glu Lys Arg
 65 70 75 80

Asp Met His Asp Phe Phe Val Gly Leu Met Gly Lys Arg Ser Val Gln
 85 90 95

Pro Asp Ser Pro Thr Asp Val Asn Gln Glu Asn Val Pro Ser Phe Gly
 100 105 110

Ile Leu Lys Tyr Pro Pro Arg Ala Glu
 115 120

<210> SEQ ID NO 2
 <211> LENGTH: 10
 <212> TYPE: PRT
 <213> ORGANISM: Homo Sapiens

<400> SEQUENCE: 2

Asp Met His Asp Phe Phe Val Gly Leu Met
 1 5 10

<210> SEQ ID NO 3
 <211> LENGTH: 706
 <212> TYPE: DNA
 <213> ORGANISM: Homo Sapiens

<400> SEQUENCE: 3

ggcacagagc tgctccacag gcaccatgag gatcatgctg ctattcacag ccatcctggc 60
 cttcagccta gctcagagct ttggggctgt ctgtaaggag ccacaggagg aggtgggtcc 120
 tggcgggggc cgcagcaaga gggatccaga tctctaccag ctgctccaga gactcttcaa 180
 aagccactca tctctggagg gattgctcaa agccctgagc caggctagca cagatcctaa 240
 ggaatcaaca tctcccgaga aacgtgacat gcatgacttc tttgtgggac ttatgggcaa 300
 gaggagcgtc cagccagact ctctacgga tgtgaatcaa gagaacgtcc ccagctttgg 360
 catcctcaag tatccccga gagcagaata ggtactccac ttccggactc ctggactgca 420
 ttaggaagac ctctttccct gtcccaatcc ccaggtgcgc acgctcctgt taccctttct 480
 cttccctggt cttgtaacat tctgtgctt tgactccttc tccatctttt ctacctgacc 540
 ctggtgtgga aactgcatag tgaatatccc caacccaat gggcattgac tgtagaatac 600
 cctagagttc ctgtagtgtc ctacattaaa aatataatgt ctctctctat tectcaacaa 660
 taaaggattt ttgcatacga aaaaaaaaaa aaaaaaaaaa aaaaaa 706

<210> SEQ ID NO 4
 <211> LENGTH: 121
 <212> TYPE: PRT
 <213> ORGANISM: Homo Sapiens

<400> SEQUENCE: 4

Met Arg Ile Met Leu Leu Phe Thr Ala Ile Leu Ala Phe Ser Leu Ala
 1 5 10 15

Gln Ser Phe Gly Ala Val Cys Lys Glu Pro Gln Glu Glu Val Val Pro
 20 25 30

Gly Gly Gly Arg Ser Lys Arg Asp Pro Asp Leu Tyr Gln Leu Leu Gln
 35 40 45

Arg Leu Phe Lys Ser His Ser Ser Leu Glu Gly Leu Leu Lys Ala Leu
 50 55 60

-continued

tgaggtcagg agttcgagac cagtctggcc aacatagtga aacccccgtct ctactaaaaa	1860
tacaaaaaaaa ttagccaggt atggtggtgt gcacctgtaa tcccagctac ttgggaggct	1920
gaggcagaag aattgcatga acccgggagg cagaggttgc ggtgagccga gattgaacca	1980
ttgcactcca acctgggcaa cagtgtgaga ctctgtctcc aaaaaaaaaa aaaaaaaaaa	2040
aatcaaggc cggggagggg gcaggggtgg cacagctatc gagttctgtt catcctctgt	2100
gagattacat caggaggtgt aaaagaactc tagaagaatg aagctaagtc cagctgattc	2160
agggttcaag aaggattgag gtgggagagg catcatgacc actggtgagg agtggaggaa	2220
ggccgacact ggagctttct ttgcccagc agaggagggg tgtgacctc ttgaggacca	2280
atgtaatggc gcagctccct ctgggagggg gaaaggagag gactggaggg gatgctaaac	2340
tgaccttcta accttcaggg gcctgagtct ggttgcctg ggtggggagg ggcgctgcc	2400
tgaaactgtt ttagcccaga agtcaggcct gaaggttaaa gggcaaggag ctggtggatg	2460
aacaaggtgg gaaagaggc ccagggtcca catctactga gctggactca ggcattggaa	2520
gagagtaatt gatttatag agaaaagga gataaattta ttaaatatgt atatatgagc	2580
acctttagaa tgaagaccga aagatatagg gaaattgcc agttattat ttattttttt	2640
tggagatgga gtctactgt gtctgccagg cttagagtga gtggcatgat ctggctcac	2700
tgcaacctcc gcctgtggg ttcaagcaat tctcctgct catcctcctg agcagctgtg	2760
actacaggca cgcaccacca tgcccggcta attttttga ttttttagta gagacagggt	2820
ttcaccatgc tggccaggc ggtctggaac tctgacctt gtgatccgcc cgccttggcc	2880
tcccagagtg ctgggattat aggcattgag caccgcccc agcctgaaat cgccaatttt	2940
atgtttatgt tttacaagt atggacagct gtgtagaaat atgactggac agaagggcat	3000
gctetaatgt taacagactg agtggggaaa ccaggaagg cctgttgaga ttctctctgg	3060
cctctctcat tcttctctc tgggtatggg gcaggacct ctctggaatg gggagatctt	3120
aggacctaa ttaataaag taggtcagat aattttttat ggcagtttt tacatacagt	3180
aattttaggt tttatggctg gctttgggga aaagaggcc tggtttttat agctggcctt	3240
gggggagaat gggaccagc aacaggagga caggagaggg tcagagaaaa acttctgctt	3300
ctgaggctgc tactagggcc ttcattttag ggtattgtct tctgagcccc agcatctctc	3360
ggtgtgaaaa attttaaaa aattttatag tccagaaatt gagttggtga attgtcttat	3420
aagccatgga actagtctct tagtctgag aataggccag tctagttaaa tagttattag	3480
ttgtgtctaa ttttaggcag tgtgttgag atgggcttcc accaaagcca ggcctctata	3540
tgatatgagt aatcagttat ttagtaagag gcatttttgt ctcaaaaaat aaataaataa	3600
aaatatatga ataaatgaat gtatgtttct taccagacta cgtctgttct atcataaatt	3660
ccagaaggga ggagggtctg gttccccctt cccatcatgg cctgacctag ttttcagggt	3720
aattttagaa cacccttggc tgtgaggagt ggtccattcg gatggttagg gagctttagg	3780
attttacttt tggtttacia agtaatgtga attaaacaga catttgagtt aaagttttta	3840
ttttttaata aaatatttga ttttaagcatt tttttaactg aattaattag agctctttta	3900
tatatatttga taatggaaca ttacatacac aggcacatat aaatataatg acacataaac	3960
agaagtagag cttatagatt tatacttttt tttttttttt tttttttaat gagacagggt	4020
ctccttctgt catctaggct ggagtgcagt ggtgccatca cagctcactg cagccttgac	4080
ctccaaggct caagcaatcc ttctacctga ctggctagct gggactacag ggcgctgcca	4140
ccatgcctgg ctaattcgtg tattttttgt agatatgggg agttttacca tcttgcccag	4200

-continued

gctggtcttg aactcctggy ctcaagaat tttcctaact tgacctccca aagtgttga	4260
attacaggca tgaggcacta cgccagacca gattttttat ttgtcagttt ctaggtagtt	4320
ttccccaact tcagactatc aattttttaa ttatctgttt tatgtcttaa ttattaacta	4380
ggcaactcta aacttgatc tctaagacat gactttttaga tgaataaagg tagaaaatgt	4440
atatttcaaa ggcatagaat ttagatctaa ataaaggtaa agttatctaa attttaagcc	4500
attgtctttt ctattctaaa aggttttggg ggtttgggtg tagagaggga gatgccttta	4560
caaatggaat ttttgttgtt gtttttgttt tgagacggag tcttgctctg tcaccagag	4620
tctcgtctg tcgcccaggc tggagtgcag tggcacgac tccgctcact gcaacctctg	4680
cctcccggct tcaagtatt ctcccacctc aacctcctga gtagtgggga ttacagctgt	4740
gtgccaccac gccagctaa tttttgtatt tttagtagag accgagttc accatgctgg	4800
ccaggctgat ctggaactcc cacctcaggt gatccgctcg ccttggcctc ccaagtgtc	4860
gggataacag gcatgagcca ctgcacctgg ccttttctga gtttttaag gactctgagt	4920
cattagaagt cttttctaga ttttttaaaa atgtgttatt gaagtggca aagaggaagg	4980
aggaataggg tggagtataa gtaaatggga ggatagtttt taagaaagga agtgaataga	5040
gacatcaaac acatttttaa aaaaagattt tagtctactg aacaaaattt tttaaaatag	5100
gatttaaga gaaaacacag aaggctttaa aaatatacac atagctttaa tattagcttt	5160
taattaagct gacttctaac catggagctc ttaacaaaa attcttttaa atttctctc	5220
ctcctccttt aaaacttttt gtagagatgg ggtttcgccc tgttaccag gctggtctca	5280
agtccgggca acttctgggc taaagtatc tgctgtctc ggcctccaa gtgataggat	5340
tacagggtg agccactgcg actcacctta aatctctgt taccagattt tagttgggac	5400
aatgctgat attttaaaag tcacataaat attaagccga aaaggactga tttctgatta	5460
ggaaggaaac ctaagccagc gtgggaattt taattattaa actgtaaaat ggagcagcct	5520
ccattgttaa ttttgtatgg aatccaaagt ggcagtttga gtgtaattgt ttaggtcag	5580
gtttttgtgc ttaatttaa tcaagacaat tgtaaggat agctgtgaca ctattatgtg	5640
tccttttaat ttgatctatc aattctttag aacaagtaat ttttttaaat ttaggaattt	5700
tagtctaaag gatttatctt ttggccattg acaattagaa ttttaatgg ggtatttaat	5760
tccaatagca acttaatcca aagttttctt tatgtcaaag aaaacagaag cccaggaggg	5820
atgagacct gtaagacaaa actcccctag gagcttgaa tgtttgaaaa tacatgtgtt	5880
gggctcccaa tcttttcata ctggctgtga tgttacctga aaaatcacat cctttggatg	5940
gtggagacca agcgggaata tcccactcta gtcacgtcat gctctcaagg acatgagaca	6000
agagggaac ctctcaccct gtttttattt cagggactgg cagcaaagtt tgcataaca	6060
gaagtcagca taaccagaac cacgaaactg accagtttgc agggccagtt caaacagtgg	6120
gttcaggcc tgttctacc tagggtacc ctcttatga cagaacacca aaagacaaga	6180
caaaaacgaa gaaaacggc aacaacaaaa aagctatttc tgaaggaaa atggcaacaa	6240
caacaacaaa agctatttct gaagggaatg ggtcaaaact atgaatactt ataccacaaa	6300
gtactaaaaa atatatcaga ctactatac caaggttagt cacacacaaa acctgttctc	6360
tcattaatct tacatttggg aaggaaaagg gaaacaatga tttttactgt ccaactcatc	6420
agagtccaca gagagaggaa aactggaaaa ctgggagtct ggcaggaaat tctcactcct	6480
ctgctggctt gccaggttcc tgtatttctc tctctgtggc ttccagaaaa gcacaatagc	6540
tttgggtggtc ttatttgtga tgccaaactg tggctctggc cccctaaagt ttcagtga	6600

-continued

atcactgaca tgaagcagat taatagggaa aaaggcatac aaatttatta aatcgaatg	6660
ggagccttta gaatgaagcc ttgaagctat aggggaaatt gtctatTTTT atgtttaggt	6720
ttaacaaagt atggacagct gtgtagaaat atgactggac agaaagggca cgatcctaag	6780
ttaacagact gagtggggaa acccagcaag gcctgtctgt tgagattcct cctagcctct	6840
ctcattcctt ccttctgggtg tggggcagga ccctctctgg aatggaggtt ttatgacct	6900
agtcaaataa cgtaggtcag atTTTTTTTT tTTTTTTTT tTTTTTgagc tggagtctct	6960
ctgtcaacag gctggagtgc agtggcgtga ccttggtcct ctgaaacctc cccccctgg	7020
gttcaagcca ttctctgccc tttagcctct gagtagctgg gattacaggg gtgtgccacc	7080
acgccagct aatTTTTTgta tTTTTtagtac agacaggggtt tcaccttggt ggtcaggctg	7140
gtctcaaatt cctgaccttg tgatccacct gcctcggcct cccaaagtgc taggattaca	7200
ggcgtgagcc actgtgcccg gcctTTTTTT tTTTTTTTT tTTTTtaggaa gttgtatttt	7260
gggctTTTT actagcttgt tTTTtaatta gattattgcc tttagggtgg agcccttta	7320
taaaaagggg gaagaaaca taggttttag ggctcatat ttaaagggt aaagcaggca	7380
tagctggaag gcagaataca gaacccccct aatcaaggat ctcatTTTT tattgaatcc	7440
tagccccccc aaaagaggga aatgtcatgg gacgagatgt gtggcatttt tatcgagtgc	7500
cccactgtaa agatgtccc ccaaggctgg caggcagccc agtgccgatt agccactct	7560
gtgcttagtc tTTTTTTTT tTTTTTTTT gaggtggagt cttgctctgt tgcccaggct	7620
ggagtgcaat ggcgtgatct cggctcaatg caatctctgt ctctggggt caagcgattc	7680
tcctgcctca gcctcccaag tagctgagat tacaggcacc agccactatg ctcaagtaat	7740
TTTTTgtatt ttttagtagag atggggtttc aacatgttgg ccaggctgggt ctcaacttc	7800
tgacccaag tgatccgcc gcctcggcct cccaaagtgc tgggattaca ggcgtgagcc	7860
accatgcctg gcgtgcttag cctatTTTT atgggagttt catcctcaat ggtgagtgc	7920
ttcattgtct ttaggtgccc cagacctatg tTTTaaaaat ttaaagcac gaagaaata	7980
gtagccctgt atagtagtaa tactttgttg tgaataactg tcataagtca tctctaaac	8040
tgtatTTTT atctagttat tatatatgac tagctatag tctagTTTT taaataaac	8100
aaagtaattt atTTTTggca tcctcaaaaa ccaaagagat taggtaatgt agttagaag	8160
agagcagagc tttagacctg agaagaatct gccatgact cgtgaaactc cacaacgaaa	8220
gtaggagacc ccaaaaaagg ggtgagtgc atctttctg aatTTTTTT tTTTTtaga	8280
tggagtcttg ctctgccacc aggtcggagt gcagtgggtc aatctcggct cagcctccc	8340
agtagctagg attacaggca cgcgccacca tgaccagcta atTTTTgtat ttttagtaga	8400
gacagcgttt caccatgttg gccaggatgg tctcggctctc ttgacctcgt gatccgccg	8460
cctcggcctc ccaaagtgc tgggattaca gcgtgagcca ctgcactcgg ccggtcagat	8520
aatTTTTTT gccagTTTT acatagagta atTTTTaggtt ttatggctgg ctttggggca	8580
aaggggttct ggtTTTTata gctggctctg ggggagaatg gaaccgagtg acaagaggac	8640
aagagagggg cagagaaaaa cttctgcttc tgaggcggct attgaggcct tcattttgga	8700
gtattgtcct ctaagcccca gcagtgtcaa actgtacaca aaccatacac agcagccagc	8760
tcgggtgctg ttaggaaatg gtctcaactc tgggtctgtg gggtatgtgt gtgtctgggt	8820
gtgtggctac tgtctgcctc ctctcccc ctacagcctc cccgcctccc ctccagccac	8880
cctgggattg gtgactctca ccccccccc tcagctcccc tagacctcc cagagccttt	8940
atcagggagc tgggactgag tgactgcagc cttcctagat cccctccact cggtttctct	9000

-continued

ctttgcagga gcaccggcag caccagtgtg ttaggagagc aggcagcggc cctagccagt	9060
tccttgatcc tgccagacca cccagcccc gccacagagc tgctccacag gtaggcaagt	9120
gggagaatgc tggatggacc agagctggca ccagggggct gttatctcct gactgcctt	9180
cttcttcctt ttctttcctc tgtgtattgt caggcagcta ctaattgtca acccagaagc	9240
tgctgggttt agaccagggt ctcaataaat cacaccccca cagaagcctg cgggcactgg	9300
gcaactgatt cccagtggtt tctgagtatt ccagtttgcc actgccttga ctgtaactaa	9360
tgctagtatc cattctcatt ttttaattt ttatttattt atttatttat tttttgagac	9420
agagtttccac tcttgcacc caggctggag tacaatggcg cgatctcagc tcaactgcaac	9480
ctccgcctcc caggttcaag tgattatcct gcctcagcct cctgagctgg gattacaggc	9540
atgcgccacc atgccagctt aatttttgta tttttagtag agacagagtt tcaccatggt	9600
ggccaggctg gctttgaact cctgacctca agtgaccgc ccatctcggc ctcccaaagt	9660
gctaggatta caggtgtgag ccaactgcgc cagcctattt cttttttgag atggaatctt	9720
gctctctcgc ccagctgga atgcagcaag catgatctcg gctcactgca acctccatct	9780
cccgggctca agccatcctt cagcctcggc ctccccagta gctgagacca caggcacatg	9840
ccaccacgcc tggctaattt tttatattt tggtaaaagt gtggtttcac catggtgccc	9900
aggtggtct caaactcctg agctcaagt attcaactcgc cttggcctcc caaagtgcta	9960
ggattacagg tgtgagccac tgcaccggc cttaccatt atcttttga catctactat	10020
gcattaagct ctttacatgc attaactcta atactttcaa taacctgtg aggtaggctc	10080
tttctttct cccattttgt agttaaagc ccaaggctca gagaggtaa ataacttgc	10140
gggggttcca cagctgtaag tggtaaagct gggttacaaa ctatttgact ctgagcctt	10200
taaccactgc ctaagactgc ccctcatcaa tagaggcttg ggcaaccat ggcctaggc	10260
agacctggg gcaggagggc tgcataaggaa agggcagaac tttctagttc tagaacaac	10320
aataaaaaga agaaagcctt cagaggctcc acattaattg gaacaaagg gattatgaca	10380
gatgcttagg catgtttgtt gaattattaa taaataaat cagactaggg actggggact	10440
ccagtcttg aggccttcac aggcacagat cccaaacca ccaaacccac tagacctgca	10500
gtggaagcta caatgactg ggatagtcc tgcagttaac agcaatatac tatgtattct	10560
gcctcttct atttaaattt tttaacctga tatcttagta aaacttttc ataaaaatc	10620
cagacattg gaagtccaa aaatcaagtc atttttata tcttcagtaa ttctgtgcca	10680
taaacaaca ggttgctagg tgctctatgg gatgtaaac cttggccagg caaggtgact	10740
cactcctgta atcctagcac tttgggagc tgaggcggga atattgcttg agcccaggaa	10800
tttgtgacca gctcgggcaa catagtgaga cctagactct acaaaaaaaaa tttaaaaatt	10860
aggtgggtgt ggtgctcat acctgtagtc ccagctactt ggaaggctga ggtgggagga	10920
tcgcttgagc ccaggaggcg ggcaaggctg cagtgagctg tgatgggtggc actgcactcc	10980
agcctgggcg acagagcaaa accctgtctc aaaaaagag gcaaaaaaa aacttaaga	11040
atcctgttc tagattggg cagactaaag agtcagttgc catggatgaa gcttgattgg	11100
atcctgaaa aggaaaaata aagcttcaaa ggacatgttt agaagttat aaaggacatg	11160
tagagaaatc tgagagtga tgcctgttg atgagtgat ttgattttct taggtgtggt	11220
gatggagtta tgattgtgta agagaatggt ccagttcctg ggagaggcat gctgacattt	11280
tagggtaaaa tgtcatgata tctataacct actttaggat ggtagggtag caaggattg	11340
tgtaaatgtg tatatgcatg tatttatatg cacacatag tgtgtgtgtc agagcacaca	11400

-continued

gatagtgcaa ggtgttaaca ttatcagttg gtgcatttag atgaggaaca tacagtata 11460
agatgttaat tgtatctttt ttcaactttt ctgtaagtta aaaaaacttt caaaataata 11520
agctatattg aatthttaaa acatcatatt atgctattct tctgtataaa ttctccaatg 11580
gtgttccatt tcaactccta ccacagccta caaggcccat catgatctgc cccgacctac 11640
tctctgatcc tctctcttcc tgctcaagtg attctggcca cctttttttt ttctcttttt 11700
ttagacagtc ttgtctgtc acccaagctg gagtgcagtg gtgcatctt ggctcactgc 11760
aacctccacc tcccggttc aagcgattct cctgtctcaa cctctagagt agctgggatt 11820
acaggcatgc gccaccatgc ccagctaatt tttgctcacc ctggcttttt aatgtctctg 11880
gaatatgctg ccaactcatc ctgcctcagg gtctacttct ttgcatcaca gcagatgcca 11940
ttatctgaca tcaactata tatttatttg cttgtgtagt tggccccctt ctccacccta 12000
cagtagaatg taagtccagt gaaaatgaag actttgttca ctggtatgct ccagtaccta 12060
gaacagttcc aggcactaag tagacactca ataaatggtg actagtgaaa aaaaatgtga 12120
gacctgggat cctgccttat aaggactcag tgtctagaaa agggagctgt tttccatgca 12180
aataactgta gtacaaagac gagtgtaggc aaattgctat ggggcttcaa agaaaggaga 12240
ggcaatccgg ggcttgggga atcaggagg gctttgagct gatctcccag gttggcagag 12300
ttgagtcaag agagcatcga gagctaaggc acacagtgat catgcatggg ctgggtaggg 12360
gcatgggaaa gagtctgtc cgggtggtgt gcccagggaa tgcaggggtc ctgcatgatg 12420
aggctgggct cttaagtgtc agggaggaaa cccaggagag aaaagcactt ccagtgaac 12480
cctgggaaag gccagagaga aggaggaaga gcatgggatc ttggacagag gctggagcaa 12540
attgtaactg acctccgtg attggatttt tgacctggt taggacctg actattgctc 12600
attcagacat gagacacatt tgcctacagc ctctctttgt tgttcgaggg tctggatccc 12660
tcagcttaag agaggaatgg gggctctgaa gctctgggccc tcttcattgt ctccctgaat 12720
tcatttctc tttctctttt gctcctttat ttgctccttc ttcctttgaa tggaggetga 12780
catgtttgga cttgactgat ttgagaggag gggaaatttg gtacctagcc aacagctgac 12840
acagacagtg gctgccacct gtaggcaatt gtgaacagaa ggaatagaaa gctacaggag 12900
caaaaacttg agaccagctt tcatattggt tctcttacc tcaactgccct gggtagcagg 12960
tctttggtg gaactaatg ttctctccct ccagtctctt attcatgctc ttacctcccg 13020
gcctcaagcc tgcacctctt gctgaaaaag atccaagagg tgactccctt ccatctcttc 13080
agctccacc cttgcttctc actgtgggtt aacttctctc tttgaagtgg caggatctgg 13140
gtgccagttt gctgtcagg aagtgtttct tatcactcca ctcccaatcc cctgggtccc 13200
aaactaggta cagaaattcc tactggggct gaagaacaat ttgccatcca caaacgtctt 13260
agacaagaca tggccagccg cccctacaa gtgcctcagc acagcaaatc aggagctgca 13320
gcagctcttc taccagtga aggcaagtgg agcccaggca cccctctctt catttctctt 13380
ttttttccc tcccctgat tttctctttt tgctccctc ttctattttt ttccattaa 13440
aaaaattgtg gtaaaaata cataacatac aatctaccat tttaacggtg ttttaagtga 13500
tagttcagtg gcatgagcga cattcatggt gttctgcagc catcactgcc atccatctcc 13560
atatgctgtt ttcacacccc caaactgaaa ctctgtaccc attaagcaat aacccctat 13620
tctcccattc cctagcccc tgatatctta taatctactt tctgtttcta tgaatttcac 13680
ttttccaagt gctcatata agtgggaatc atattgtctc tttgtgtctt ggttatctc 13740
acttagcata aagtaatttg ttttttatt caggaaatgc ttattgagca cctgtctggg 13800

-continued

```

actaagcctt gcctgagag ctgagcatag agccctcctg gtgettttat ttgatgggtg 13860
ccattccctc ccctagcctc cctcagttct cgcactcctc ctcaatggtc ctccagcccc 13920
ggcctctccc tgagggtctc agtgccctgc ctttttccctc agtctctctc ctctcctagt 13980
gtcttctagt caatatttct cacctccctc cccagccctg ccctcccact ctatgatttt 14040
agctcctgtc cctccttctc cacagtgcaa gaggttccgg gatcagctgt ccccgaagca 14100
ggtagagatc ctgagggaaa agctctgtgc cagtgaactg ttcaagggca agaaggcttc 14160
atatccccag aggtgagggc ctcccagacc ctgcacagcc agttccatca cgcagcagtt 14220
ctcaaacttg agcgtgcctt agaatcacct gccaggttg tcacccccag gtgctgtgtc 14280
cctcctcaga gtctctgac cagcaggtct tggggtgagg accaaaaatt gcctttctaa 14340
caactcccca ggtgggtgctg atgtcttggc cctggactgt gctctgtgga cactgacaga 14400
ggatcagtg atgtggggga agggcccggg aggactagga tgggaactct ggggggtggg 14460
aagaggcctc tgggccttgt cgcgtgcac acctcccatg tgttctcagt gtccccattc 14520
cattctgtgg tgactacatt gggctgcaag ggaacccca gctgcagaag ctgaaaggcg 14580
gggaggaggg gcctgttctg atggcagagg ccgtgaagaa ggtcaatcgt ggcaatggca 14640
aggtaagggc ctgcaggctg aactcctccc gcagctagt cagagctgtg ggctggcatc 14700
tggagagcag atggcaggct gtgtttgcgc cctgccaggt ggagtggggg caattaatcc 14760
tgcctttcct cacccttgcc tgttccgtcc ctgacttct tctcggattc tctcctgac 14820
caagggccat gtgattctca cagaccacca gaagtcaccag gccaaaattg tcattgggct 14880
agacaatgtg gctgggggtg cagtcaccag cctcaaggat gggctcttta gcttgcattc 14940
gagtgaggta tcagagctgg gtggggcaag ccttgactg gagaagggtg tatgcatccc 15000
agggtcgggg caggctggag gtgatgggga ccagacctt cgctctgggc ctttgatgtc 15060
cctcaggtgc tctgaagag aaaaaatgaa tccctttcct gctatttttc cctcttcta 15120
agatgtcacc ggtgggctcc aagggggact tctgctggt cagcagcat gtgattgaa 15180
tgctgaccaa aatgtaccgg gctgtgctgg atgccacgca gaggcagctt acagtcaccg 15240
tgactgagaa gtgaggccat gaactggggg tgagggggcg cttacggtag atggccaggc 15300
tgatggctcat cgtgaccagg atcagaaaag gaagcatgta gggcagtgca ggcgggggct 15360
tggaggtgt tctcaggccc ccaccagggt tctctggggc ctcaagtct ctgactcgca 15420
tgatgggggg gccatcatgg aaatgcggga gtcgggggta ggggatgggc actagacttg 15480
gttttctgtt ccctctccag gttctcagtg aggttcaagg agaacagtgt ggctgtcaag 15540
gtcgtccagg gccctgcagg tggtgacaac agcaagctac gctacaaaaa aaaggggagt 15600
cattgcttgg aggtgactgt gcagtgagga gggggcacca tgcagagatg gcagttgctt 15660
cctcctgaac cagcactaat cccctctgc cctcctgtgt gggaggatct ctaaccctc 15720
tgatcgtggc gcattgcttg gggattaaac taccctttaa gaggacctt gtcccaaac 15780
cttcttgttc tctctccaa aagtagcttc ctccaaccg cagcctctct gcacactaat 15840
aaaacatgtg gcttgaaaag gttcagtcag ggtgggtggg tccttgttcc cctatcttt 15900
tcaccagggt gtacttagac ccctgcccc atgccctttt tctcctcaa gctccttga 15960
gccagctagt gaggaataa gaaagaaaa gaaggaaaat tgtctccggg ctcttgacc 16020
ggctgagctc tgggggggtg tttagagaga ctgcgggtgg tggaggggct ggggggggag 16080
ttaaggatgg ggctcaggtc gcaggtggcc agtggactga ttcattaagt gtgtccctgg 16140
aggaagaag tgacatccc tgtcttgga gaaactgggg tcctttggcg atttagcctg 16200

```

-continued

```

aaaagcagcc caagctgga gggcttatgt atgctgggggt gctggggaat gcaggggtctc 16260
ctgtacttgg gaacgccatc accccttcta ctcccacaca cagcacaggg ctccatcaca 16320
ccagcctccc cgacaccccc ttccttctca cacacccgag atgccaaact gctgccaaaca 16380
ggtatcttgc tegtctctgt cccacagctg gggcctgcag caggtggcac ttcacatcac 16440
tcacttgatg aggtccctc atcaagacc tccatccct gtaacctggc cctttcctct 16500
cctcttcctt tatttttctt gcgtcattgt cattatcttt ttctaccct cccaactatc 16560
tcacaccatc tcattgtccc tgtttctgtg agctctgact aatatcaata tgtaatattt 16620
tgtaaaatgc tttaaatatt ttctactcc cctcatatc tattttctca tagattctgt 16680
cttgtctgtc ttgtctctac cttctgtctg gcctctacct ttggggaaca agctgctcat 16740
gtagtccagc taaaatttag atctgtggtc tgtgagagct tagcagggtc tgcctttggt 16800
tttgtctctg gctgtctctt cctcttctca agatctctac cttgctacc tcttcccgt 16860
tccttccctt aactcactat gccttggggc tggggtctcc ctccacctga cttccatctg 16920
caggcagctc acggccggct atcatgctgg ccaggagaaa ctgattaact tctcttctctg 16980
cctgcagatt aatctgctgt ctgagcaca gccacgtgct tctggcacac cctgctttga 17040
gctgagatag aacctgggga atcatctggt ttcaggcggg tgaggggcta gagcctgcct 17100
tgtttgggag gaggtggct ctgttcagaa tagggtagc tcaggctctg gccagccttc 17160
tcccgcctcc aacagctccc cccatccttg acttctcaga atcaggccga gaagagccta 17220
tctggccgag agtgggggtg tgacctgccc ctcatgccc ccgctctcca tctcatctcc 17280
tgctcccagg gcccuaattg tcgtcacttt cccagtgaag tgtctggtea ttttcagaag 17340
caatttcagg agaacatgca gctgccgctc cctatcctgc atttcccttc acagggctga 17400
aggcactgct agctccctgg gctgggggtg atgggagagg ggaagggcta gggccctcac 17460
ccctgtctc actgtgcca tcatgtagat ggactggagt tcaaggaagg gcaggcactc 17520
ccctcctct ttaactcttct gtcactctct tctctctctt ctttctgtc tetgctctc 17580
ttttctggag cctaggagtg tgtgtttca tcccctgaaa caaataggga ctcagtttcc 17640
ccactgtgt tacagggttg gaattggctc catcactgtg ggagaagctg gaggttctgt 17700
accagtctc ccttccccag ccctgcctct tctctcccag cctctcctc teagccagtt 17760
cagcgtctg agagtctggg ttgtttcagc ctctgagggg cacaagccat cctggattcc 17820
cctaacccca tgaggagcca ttctagcacc tcacagctta aaccagctct agctcagtc 17880
tcctggctta gtccattttt cttcctcagg ctctgagggc ctcttgttcc ttgctctgtg 17940
gggtttctc cagttgtctc ctggctgcag gacatggcag gacatagaat gctgtcatcc 18000
ttccactctt cattggcacc tccaccaggt gtcacatag accctagccc tgctctcccc 18060
ttgccagtac cctctggga ttttgcgaga gtccacaagt tgtgcatgtg gtggatata 18120
tcaggccatc ttgtgtgtac aagctagagg gtctgcttcc acctctggcc ctcaagtgaat 18180
tgctgactaa cctgtctcaa cacagcaca ctgtacacac ctttctctgg cctcatccct 18240
aaccatcat agcagcaaa gggggaagtt gcaggggagg agctgctaag gaccctggac 18300
tccaagtacc ctgctcctct aggccaggga catcatctga gatgtggctc aaataaaggg 18360
tgggtgttca agaaaaaaca cttggggact ctatagctgc aacacccact ttacatgtca 18420
tttccatag atttgtaggc aaaaatgaag ccaggctgtc ctagccctcc aatacctcc 18480
tctctcatca cctctccaac atagcctagc attagctctt tcaagtcttt gctaatocca 18540
gagatcaagg ggtgatcaac tctccctgcc atcccctgt tccccgcacc cccgcctccg 18600

```

-continued

gctccccac catccttggc tcttgcctc ctctttgaga tgctgcatca tcaaaggaca 18660
ttatttatgg tgtacctttg ctgaagccct gcttcctctg tggcagggtt tgggagcagg 18720
gatgggtggg ttgggtgggg agaggggtgg atgcagagat tggacccagg aggccttttag 18780
tcctcagctc ttggcttaac acctcctcct cttacacacc caactcctc cagcctgccc 18840
agcttgggcc ttcagctcca gattgggtgg gttaggagag gaggaggagg gagatggatg 18900
gaaccaatta ggaacagcac ctgggctcct cacaggaatg aaccagtcac gccatttgca 18960
tgtaaacagc ttoccacttc tctcctcctc ctaccaaagt ctcccaacc tgggttctgg 19020
cccattgtct ttgcccacac agccctgtaa ttagctgggt aatgagaagc ttttaatgag 19080
tcccattagc atctcgtgta ataaagaggc cttgagacc agctgctgct ctcacttttg 19140
gatgaacacg ggtcctctgt tagccagtga cttctgtcag tacagtctaa gttctcggat 19200
ggggtggggg acaaacattt caggacccca gcagcacttg agagggtcca tgggtgatcc 19260
atgttttga ctgtgataca agaaacttgg ctctggcttc cttgttcatt ttgtaataa 19320
cattttttct tcttttaaga gacagagtct tactttgttg cccaggctgg agtgtagcaa 19380
tgcaattata gctcactgca gcctcaacct cctgggctca agtgcctcct ctgcctcagc 19440
ctctgggata gctggggcca caggcatgca ccaccatgcc tggctaattt ttaaaaatgt 19500
ttttgtagag atggggtctt acttgcctatg ttgctcagac tggctcgaat cttctggctt 19560
caagcaattc tcccacctcg ccctcctaaa gtgctgggag tatgggcatg agccaccatg 19620
tccagccttg taaatacatt tttattgagc acctattata tgcataacat tataaagtga 19680
gggatacagt agcaaacaaa acagacaaaa atttttgcca tcatgacact tataatcctg 19740
gggtgggagtg gtgatagaaa gacaataagt aaaacttca gcatagtgga tgaataagt 19800
tcatgaaggg aaaaatggga gtgaggtata tggaaatttg ggggtgtgat aattttaaat 19860
agggtgattg gggaaatgctt tgttgacacag attgtttttg tagtaaatat gagataaaga 19920
tacggttctc tcccaaacct aaaaatgtag agagtagaag gtcccaaatc ttcaagtctc 19980
ttggagaggg gggccacca tccctctctg gacagttaac tgttccctca cagggtcaaag 20040
tttatgccag tgcagtaaaa agagtgggag acctgggggt agacaaacct ggatttgagg 20100
ctgttcttca ctgattagta gccatagta ctggagcaag tgactgaacc ttctgagcct 20160
gttttctcat ctgaaaaatc agaataattc ctacttacat ggtcatggtg atgaaaacca 20220
gatggactgc tccatgcca agcacctctc aaacattcaa acctgcacc cattacaaat 20280
actgggtgca cggatggctc tggctttgct tttgcatctc cgtgtctca ttcagcagca 20340
gcatctggct ctggctctcg gctctgatcc tggttctgac tctcccctgg agctctctcc 20400
cttgggtgag aaataagcag ataactctcc tcatctgtgt gtggtgtgaa caagaggctt 20460
gaaaggctcag agaagaagat gcctgaactg caggagagca gattagagtg gggaaaatgt 20520
aactctgagg aaaaaggaa gcaattaaga gatcaaggcc aggggcagtg gctcatgcct 20580
gtaatccca cactttggga ggctgagggc ggcagaccat gaggtcagga gttcagagac 20640
agtctggcca acatagtga accccgtctc tactaaaaat acaaaaaaat tagccaggta 20700
tgggtgtgtg cacctgtaat cccagctact tgggagggct aggcagaaga attgcatgaa 20760
cccgggaggc agagggttgc gtgagccgag attgaacctc tgcactccaa cctgggcaac 20820
agtgtgagac tctgtctcca aaaaaaaaa aaaaaaaaa aatcaaggcc ggggaggggg 20880
caggggtggc acagctatcg agttctgttc atcctctgtg agattacatc aggaggtgta 20940
aaagaactct agaagaatga agctaagtcc agctgattca gggttcaaga aggattgagg 21000

-continued

tgggagaggc atcatgacca ctggtgagga gtggaggaag gccgacactg gagctttctt	21060
tgcccaagca gaggaggggt gtgacactct tgaggaccaa tgtaatggcg cagctccctc	21120
tgggaggggg aaaggagagg actggagggg atgctaaact gaccttctaa ccttcagggg	21180
cctgagctcg gttgtcctgg gtggggaggg gcgcctgcct gaaactgttt tagcccagaa	21240
gtcaggcctg aaggttaaag ggcaaggagc tggtgatga acaagggtgg gaaagaggcc	21300
cagggtccac atctactgag ctggactcag gcatgggaat tgggtgttg agggccaaga	21360
cacttgccct cctaaaagt tgcctgaaaat cactgacatg agagtaattg atttatagga	21420
gaaaaggtag ataaatttat ttaatatgta tatatgagca cctttagaat gaagacccaa	21480
agatataggg gaaattgcca gttatttatt tttttttttt ggagatggag tctcactgtg	21540
tctgccaggc tagagtgcag tggcaatgat ctcggtcac tgcaacctcc gectgtggg	21600
ttcaagcaat tctcctgct catcctcctg agcagctgtg actacaggca cgcaccacca	21660
tgcccggeta attttttga ttttttagta gagacagggt ttcaccatgc tggccaggct	21720
ggtctggaac tctgacctt gtgatccgc cgcttgcc tcccagagtg ctgggattat	21780
aggcgtgagc caccgcccc agcctgaaat cgccaatttt atgtttatgt tttacaaagt	21840
atggacagct gtgtagaaat atgactggac agaagggcat gctctaattg taacagactg	21900
agtgggaaa cccaggaagg cctgttgaga ttctcctcctg cctctctcat tcttctctc	21960
tgggtatggg gcaggacct ctctggaatg gggagatctt aggacctaa ttaataagg	22020
taggtcagat aatttttat ggccagtttt tacatacagt aattttaggt tttatggctg	22080
gctttgggga aaagaggtcc tggtttttat agctggcctt gggggagaat gggaccagc	22140
aacaggagga caggagaggg tcagagaaaa acttctgctt ctgaggctgc tactgaggcc	22200
ttcattttag ggtattgtct tctgagcccc agcattcctc ggtgtgaaaa attttaaga	22260
aattttatag tccagaaat gagttggtga attgtcttat aagccatgga actagtctct	22320
tagtcctgag aataggccag tctagttaaa tagttattag ttgtgtctaa ttttaggcag	22380
tgtgttcag atgggcttcc accaaagcca ggctctata tgatatgagt aatcagttat	22440
ttagtaagag gcatttttgt ctcaaaaaat aaataaataa aaatatatga ataatgaat	22500
gtatgtttct tatcagacta cgtctgttct atcattaatt ccagaaggga ggagggtctg	22560
gttccccctt cccatcatgg cctgacctag ttttcaggtt aattttagaa caccctggc	22620
tgtgaggagt ggtccattcg gatggttagg gagctttagg atttacttt tggtttacia	22680
agtaatgtga attaaacaga catttgagtt aaagtttta tttttaata aaatattga	22740
tttaagcatt ttttaactg aattaattag agctctttta tatattttga taatggaaca	22800
ttacatacac aggcatat aaatatatag acacataaac agaagtagag cttatagatt	22860
tatacttttt tttttttttt ttttttttaa tgagacaggt tctccttctg tcatctaggc	22920
tggagtgcag tgggtccatc acagctcact gcagccttga cctccaaggc tcaagcaatc	22980
cttctacctg actggctagc tgggactaca ggcgctgcc accatgctg gctaattcgt	23040
gtattttttg tagatatggg gagttttacc atcttgccca ggctgggtctt gaactcctgg	23100
gctcaagaaa ttttctaac ttgacctccc aaagtgttgg aattacaggc atgaggcact	23160
acgccagacc agatttttta tttgtcagtt tctaggtagt tttcccaac ttcagactat	23220
caatttttaa attatctggt ttatgtctta attattaact aggcaactct aaacttgat	23280
ctctaagaca tgacttttag atgaaataag gtagaaaatg tatatttcaa aggcatagaa	23340
tttagatcta aataaaggta aagttatcta aattttaagc cattgtcttt tctattctaa	23400

-continued

```

aaggTTTTGG aggtttGGGT gtagagaggg agatgccttt acaaatggaa tttttgtgt 23460
tgTTTTGTt ttgagacgga gtcttgctct gtcaccaga gtctcgtct gtcgccagg 23520
ctggagtGca tggcacgat ctccgctcac tgcaacctct gctcccggc ttcaagtGat 23580
tctcccacct caacctctg agtagtgggg attacagctg tgtgccacca cgcccagcta 23640
atTTTTGtat ttttagtaga gaccgagttt caccatgctg gccaggctga tctcgaactc 23700
ccaacctcag gtgatccgt cgccttggcc tcccaaagtG ctgggataac aggcatgagc 23760
cactgcacct ggcttttct gagttttta aggagtctga gtcattagaa gtcttttcta 23820
gattttttaa aaatgtgGta ttgaagatgg caaagaggaa ggaggaatag ggtggagtaa 23880
aagtaaatgg gaggatagtt ttaagaaag gaagtgaata gagacatcaa acacatttta 23940
aaaaaaagat ttagtctac tgaacaaaat tttttaaata aggatttaa gagaaaacac 24000
agaaggcttt aaaaatata acatagcttg aatattagct ttaattaag ctgacttcta 24060
accatggagc tcttaacaa aaattctttt aaatttGct ctctcctct ttaaaacttt 24120
tttagagat ggggtttcgc cctgttacc aggctggtct caagtccggg caacttctgg 24180
gctaaagtga tctgcctgtc tcggcctccc aagtgatagg attacaggtg tgagccactg 24240
cgactcacct taaatctctt gttaccagat ttagttggg acaaatgctg atattttaa 24300
agtcacataa atattaagc gaaaaggact gatttctgat taggaaggaa acctaaagc 24360
acggtgggaa ttttaattat taaactgtaa aatggagcag cctccattgt taattttgta 24420
tggaatccaa agtggcagtt tgagtGtaat tgttttaggt caggtttttg tgctttaatt 24480
taatcaagac aattgttaag gatagctgtg acactattat gtgtcctttt aatttgatct 24540
atcaattctt tagaacaagt aattttttta aatttaggaa ttttagtcta aaggatttat 24600
cttttgcca ttgacaatta gaatttttaa tggggtattt aattccaata gcaacttaat 24660
ccaaagtttt ctttatgtca aagaaaacag aagcccagga gggatgagac cttgtaagac 24720
aaaactcccc taggagcttg gaatgttga aaatacatgt gttgggctcc caatctttc 24780
atactgctg tgatgttacc tgaaaaatca catcctttgg atggtggaga ccaagcggga 24840
atatcccat ctagtcacgt catgctctca aggacatgag acaagaggga aacctctcac 24900
cctgttttta tttcagggg tggcagcaaa gtttgcata acagaagtca gcataaccag 24960
aaccacgaaa ctgaccagtt tgcagggcca gttcaaacag tgggttgag gcctgttcta 25020
ccctagggta ccctcctta tgacagaaca ccaaaagaca agcaaaaaac gaaggaaaac 25080
ggcaacaaca aaaaagctat ttctgaaagg aaaatggcaa caacaacaac aaaagctatt 25140
tctgaaggga atgggtgcaa actatgaata cttataccac aaagtactaa aaaatatatc 25200
agactcacta taccaaggtt agtcacacac aaaacctgtt ctctcattaa tcttacattt 25260
ggaaaggaaa agggaaacaa tgatttttac tgtccactca tccagagtcc acagagagag 25320
gaaaactgga aaactgggag tctggcagga aattctcact cctctgctgg cttgccaggt 25380
tcctgtattt cctctctgt ggcttcaga aaagcacaat agctttgggt gtcttatttg 25440
tgatgcaaaa ctgtgtctt ggccccctaa agtttcagtg aaaatcactg acatgaagca 25500
gattaatagg gaaaaaggca tacaattta ttaaatacga atgggagcct ttagaatgaa 25560
gccttgaagc tataggggaa attgtctatt tttatgtta ggtttaacaa agtatggaca 25620
gctgtgtaga aatgatctg gacagaaagg gcacgatcta atgtaacag actgagtggg 25680
gaaaccagc aaggcctgtc tgttgagatt cctcctagcc tctctcattc ctccctctg 25740
gtgtggggca ggacctctc tggaaaggag gttttatgac ctaagtcaaa taacgtaggt 25800

```

-continued

cagatttttt tttttttttt tttttttttt gagctggagt ctctctgtca acaggctgga 25860
gtgcagtggc gtgaccttgg ctcaactgaaa cctccgcccc ctgggttcaa gccattctcc 25920
tgccttagcc tcttagtag ctgggattac aggggtgtgc caccacgccc agctaatttt 25980
tgtattttta gtacagacag ggtttcacct tgttggtcag gctggtctca aattcctgac 26040
cttgtgatcc acctgectgc gcctoccaa gtgctaggat tacaggcgtg agccactgtg 26100
ccccgccttt tttttttttt ttttttttta ggaagttgta ttttgggctt ttttaactagc 26160
ttgtttttta attagattat tgcctttagg gtggagccct ttaataaaaa gggggaagaa 26220
aacatagggt ttagggcctc atatttaaat gggtaaagca ggcatactg gaaggcagaa 26280
tacagaacct cctaatcaa ggatctcatt tttatattga atcctaggcc ccccaaaaga 26340
gggaaatgtc atgggacgag atgtgtggca tttttatcga gtgccccact gtaaagatgc 26400
tcccccaagg ctggcaggca ccccagtgc gattagccca ctctgtgctt agtctttttt 26460
tttttttttt ttttgagggt gagtcttget ctgttgccca ggctggagtg caatggcgtg 26520
atctcggctc aatgcaatct ctgtctctgt ggttcaagcg attctcctgc ctcagcctcc 26580
caagtagctg agattacag caccagccac tatgctcagc taattttttg tatttttagt 26640
agagatgggg tttcaacatg ttggccaggc tggctcga aattctgacc caagtgatcc 26700
gcccgcctcg gcctoccaa gtgtgggat tacaggcgtg agccaccatg cctggcgtgc 26760
ttagcctatt tttaatggga gtttcatcct caatggtgag tgccttcatt gtctttaggt 26820
gccccagacc atgtttttta aaatttaaat gcacgaagaa ataagtagcc ctgtatagta 26880
gtaatacttt gtttgaata actgtcataa gtcactctca aaactgtatt ttttatctag 26940
ttattatata tgaactagta tatgtctagt tttttaaata atacaagta atttattttt 27000
ggcactctca aaaaccaaag agattaggta atgtagtgtg gaagagagca gagctttaga 27060
cctgagaaga atctgccc atgactcgtgaa actccacaac gaaagtagga gacccccaaa 27120
aaggggtgag tgtcatcttt tctgaatttt tttttttttt tagatggagt cttgctctgc 27180
caccaggctg gactgcagtg gtgcaatctc ggctcagcct cccgagttagc taggattaca 27240
ggcacgcgcc accatgacca gctaattttt gtatttttag tagagacagc gtttcaccat 27300
gttggecagg atggtctcgg tctcttgacc tctgtatcgg cccgcctcgg cctcccaaaag 27360
tgcaggattt acaagcgtga gccactgcac tggccgggtc agataatttt tttggccagt 27420
ttttacatag agtaatttta ggttttatgg ctggctttgg ggcaaagggg tctctggttt 27480
tatagctggt cttgggggag aatggaaccg agtgacaaga ggacaagaga gggtcagaga 27540
aaaactctg cttctgaggg ggcatttagg gccttcattt tggagtattg tctctaaagc 27600
cccagcagtg tcaaaactga cacaaccat acacagcagc cagctcgggt gctgtagga 27660
aatggtctca ctgctgggtc tgtggggtat gtgtgtgtct ggggtgtgtg ctactgtctg 27720
catctctctc ccccctacag cctccccgcc tccccccag ccaacctggg attggtgact 27780
ctcagcccct ccccctagct ccccagacc ctcccagagc ctttatcagg gagctgggac 27840
tgagtgactg cagcctctct agatccccct cactcgggtt ctctctttgc aggagaccg 27900
gcagcaccag tgtgtgaggg gagcaggcag cggctcctagc cagttccttg atcctgccag 27960
accaccagc cccccgcaca gagctgctcc acaggtaggc aagtgaggaga atgctggatg 28020
gaccagagct ggcaccaggg gacaggagcc agcgtcagga gggaaataag cagatggcag 28080
cctctgatag gggagcaggg gactgggaag gtgagcacia agcacctgta gggccgagag 28140
ctggttgggt tttggagcct gtggctacag actcattctt tcataccaga aagtttttgc 28200

-continued

ctaagtcttg ggattatcta gtactggaaa atagcatcca ggatccctcc tccagctgac 28260
 tgaggaaaca gaccagtcca tgtcctacaa atctatcatc tttcttggga gctagagtcc 28320
 tcctggcacc actatagcat tgcacatctc ctggggagat atctgatggg gtagcagggg 28380
 aactaagccc aagggtctga ccccttctc agaaatactt tccacctctc ctccagacca 28440
 gggcttggac agtggagttg ggggctgggg aagcagggtc aagccaagct gctggtaatg 28500
 aatgtctctt gtgtcttcac ccatgctgta tcttctctt ctctccttca cctgagtcct 28560
 gtccctttgc tctcccaggc accatgagga tcatgctgct attcacagcc atcctggcct 28620
 tcagcctagc tcagagcttt ggggctgtct gtaaggagcc acaggaggag gtggttcctg 28680
 gcgggggccg cagcaaggta agtctccctc ggagagtagc tggggacatc acgggaactt 28740
 gggactctgc ctgtctggac agctgtagtg aggaaactgg ggtggggggg ttgtccgtca 28800
 gagggcattt tgctctctt tggatttctt tgtttctctg gtcctttcat gttcccactg 28860
 tctccaggtg tgtttgtgtc tctgtatctc tgcattgtct tgacaccttg tacataaaag 28920
 gtgccctaca aatagtgtt gtgtggggtt gattgatggg agacttggtg attggatggt 28980
 actgtgaggg gtgagctagg gtgttctaag gctctctata gtctacctca ggtccctttg 29040
 caagggacag atctcttcta tttcctggat ggtatgaaac agtcagaatt tctttcccaa 29100
 atggttattt gtgtgctatt ttacctatca gttatgtgta ttgttttatt ttcaaatgc 29160
 aaataaatc ccttatcttt tgctcatcca cccccagtaa cctcaggtgc ttctaagatc 29220
 ccaacccctt ccttcttctc ttttctcctc tgcccgcctc tatctctgac ttagtcagga 29280
 taggaaaaca acaacagcaa aaaaaccaga ttgagcctcg atttccacag ttcctttacg 29340
 aaaaaaata ggaattgtca gggtaggggt acagggggag gatagggagg aagtcttttc 29400
 aaggttttga aatgacagca attacatcgg tacaatgct ttttaagatga ttgcgggtgg 29460
 gacttattac aaattcaatg tgtgaagttt aactgcctct tcagctcaaa tctgttcagc 29520
 atctcattat aggaggtggg cagagtatc aacaatttgg gaaaagtggc tgcctgaaca 29580
 ccacatgctg ggccaaggga gttatcacca gggcagcctt gcagggtggca gcagttgtgc 29640
 catatccaaa aggccagaac cgttaaaaaa aaaaacaccc aggggagtgcc caagtatggg 29700
 ctggacaccg tttggagcca caaagtcca gccagggata gttagagtat ctgagttctt 29760
 ctgagacaaa cttgtttcaa gaccttggcc aatgagatgt cccctctgcc cctcttggtc 29820
 aatgaatgag agggattgcc atctaccctc ttctccttga gagtctgtga ggatgagggg 29880
 aattggggca ggaagaggt agtacatagg tgtgcctagg caactgggtt ggtatgtgtg 29940
 ggggtgtggt ctgtgtaaat gcacttctgt gtgtgcacaa cagccgaagg atgcctgggt 30000
 tctggaaaaga gaggcctgct tgagacttga gatttgagat gaaaaatctc agccatgatc 30060
 attgttattg tctctctgca gctgcaatta actggctgtg tgggtgtgtgc ccaccacct 30120
 gctgtacgca agttgctaaa aaaaaaaaaa aatcacagg gacaatcaag agcccgtgct 30180
 gggcaacagc tctagaactt gggattcagt tgtggagaga agaagacgtg ccttctgagc 30240
 atgttgctt cctggaatc tagacctagg gccaaaagg agaggagag aaaaactagag 30300
 gcggaaaagc atggagaata gagaaagagg tggtgaaaa caggagagaga aacatccatg 30360
 gacatcgtgc agagtggggg aatcacaggt gcagatgtgt gcctccaatc tcaccatgca 30420
 tgtgaatcac ctggggggct gcttaaaatg cagattctgt ctcaggaggt ctggggtagg 30480
 aacaagagtc tgcatttcta acaggctctg tgtagtctg gtgttctgt tggccacag 30540
 gtcactctg gagcactac ttctcgtcca gtgtgaacca gaggaaactc tgaagaaat 30600

-continued

```

agggtgtcgg attcaggatg ggctcaggaa gaggctgttt cttgtgggaa aaggatgagt 30660
ggatccgggt gggagcctcc tgcctcacc cttttgttt cttccctaga gggatccaga 30720
tctctaccag ctgctccaga gactcttcaa aagccactca tctctggagg gattgtctca 30780
agccctgagc caggctagca caggtaggag gcggccctag gggagagggg aatgaggggc 30840
aggattctga agataagagg cctgggagat cctttcagat gggagagaga tgggggatag 30900
cttagtgaat cggtgagggt tgtgatctga accccgctct catcacttcc caacttccact 30960
ccccatttag acatctgttc ttggtttcac agatcctaag gaatcaacat ctcccagaaa 31020
acgtaagtac cctcttctcc ctccctatct cttgccactt gccagagct ctgtggggca 31080
ttgggcccag gggccatttt gtccagcccc ttctcacctg gtacaaaaca tatgccagct 31140
cccactgctc agccaacctt tccgtaaaag gagagccat ccagaactag gaggaagctg 31200
gtgtgagggg catggtgggc tctccctctg ctggctggtc cttggaaaac aaggggatct 31260
cttcgtggcc ctgaaaatcc caaatcaggc acctgctaga gcagaaaatt cttgaaatgt 31320
ggaggaagga aaggtaggca gagagagtgg gtttagggga ggcacttctc aactgtgagg 31380
agtcattgct tgacaagaaa aaggaacaga gaccagaaac ccagtctcag aagtgttgac 31440
ccatgtctgg ggagatgctt cactttctca tcatcactgc tgacaatgtt gcccttttc 31500
tgcaggtgac atgcatgact tctttgtggg acttatgggc aagaggagcg tccagccagg 31560
taggagtgtg tggaggtaca gtggaagggc ttagggactt ggcagagtat gacagaagtc 31620
acgtgcctca tatttctcac cagagggaaa gacaggacct ttcttacctt cagtgagggt 31680
tcctcgcccc cttcatccca atcagcttgg atccacagga aagtcttccc tgggaacaga 31740
ggagcagaga ctttataaag gtagtctctg tgcagctggg aggaaggata gggagactct 31800
gcttccacc cagtctccca actctgtctt tgaacctgc ccgtcatagc cagcccttg 31860
ctgttgatc aggggtgagt tcacattcag aaagatccct cttacttaca ctgttcgctt 31920
taccttagac tctcctacgg atgtgaatca agagaacgtc cccagctttg gcatcctcaa 31980
gtatcccccg agagcagaat agggtaagga ttgttcatta gagaggggag aggggactgg 32040
ggagggggct gtggggggtg ccagctgtgc atttctccc atgctacagg tattaagct 32100
catagatttg ccttgaataa cactgccaat gccagcaca ctgtcggcca aacacaaaga 32160
cacttagagg cactgtggtt tgtacacatc cccgtcttt catctcttc ctctggatca 32220
tggacggcag ctgactattg agcaggagtg agtgttggga gatgaggaga gaggggcttc 32280
ccgatgggca atttctgttg tttggacttc attcttttgt aatctatgca aaaagatgga 32340
gaaattatta tctgataatt acaataacca caaccaatcc acaggcaagc atttgcctcc 32400
caggcaggct gagccttcca aatcactcag aatcctgggt tacggggccc agaaggtagt 32460
catacacaag gatgattcag gaagaaatgc aaggaactct gaaatctaat ggggatttagc 32520
aggaaacct atctgaatct ctctttagca taatgaataa gaacaatggc ctgaatgtga 32580
atcctggatc tgccactcta tctgtatctt tttggccaag gtacatatcc tctgtgctt 32640
cagtttctc atctgaaaaa tgaagtgtat aatagtatct cacagggttg tggttttgag 32700
gattgagtat aggtaaagtg ttcagaacag tgcgggtgac acagtgtgtg gtgccaattt 32760
tatgataatt gtcccagttt gggaggtatg ggggatgtcc taatgtttcc cctgactggc 32820
tctgtctgga ccccaggctc gactgggctg acaaatctct cacttggatg gcgagtgtaa 32880
gagtccccca ggggaagtgc tagtcaaac acgaaccttc cgccttgaca ctgtcttccc 32940
acacacagca agagcagctc caccaatggc tttcttttca ctagcttcca aagaattggg 33000

```

-continued

ctggagggag tgaaaaggag agggagagag attgggaagg ctcgtaatca tggagagcct 33060
cctgcttttc tctctgtgtc cctgttacc atactcaactg gtctcaaggt ggcacgcca 33120
agaccaagg agctggtgct tgatgatgct gcctgtgcat gaattcctgg gaccagagac 33180
tgagtctggc cccccattta gtgttgggtg agagggcaca aagagctata ataactgtaa 33240
cttgctgatt acatgtagt tactgtatca ttttgcctc attagatggt tatttcagtc 33300
ctgccgacgg ccagataatt atacgagcag ctatatctgg atgacatact ctgctccagc 33360
gttatgcact ggcataaaag ataattacag tgcaattttg ctatagtatt ttatacaaat 33420
ggcaaaaaca agtgcattgt ggaatctac ttttaatgct tgtttgtgca tccaggctct 33480
ttcagagggg ccataaattg cagctttcat aatcttacca ttgagggagc attccaacc 33540
tgttagtgtt caggcagaat aggcataag gtttctggga gctggcattt aaagattaga 33600
tgagatggat caacacagat cattgtgtca tctgatttca ttcattgtga actgtaagta 33660
atccctgggc ctgtgcttcc tctgggaggt ttctgggaag aggaggaact ggataaggca 33720
gggggagcat tcatagtagg gcacctggg cagggtgtg tgtgtgtctg gctcatggtg 33780
gtgctaggat ggcataaact tggttcctac atctttggtc cacatgggcc cactggcca 33840
tgcacacagg tgtgtagagt aatgtaaaata tggcagctgg gaagggtgcaa gtacctgagg 33900
ctaggagagt tccatcctca ggcocaaagc ctggagggca ggctgagggt caagacttgt 33960
tcttctctct ctcacagaag cctctccctc tctctcctgc tgccacagca ggttttcagt 34020
gggacttttt tacaggatat aagatgtgat ttcagtgttt tttttgttt tgtttgttt 34080
tttgcctca gtactccact tccggactcc tggactgcat taggaagacc tcttccctg 34140
tcccaatccc cagggtgcga cgctcctggt accctttctc tccctgttc ttgtaacatt 34200
cttgtgcttt gactccttt ccatcttttc tactgaccc tgggtggaa actgcatagt 34260
gaatatcccc aacccaatg ggcattgact gtagaatacc ctagagtcc tgtagtgtcc 34320
tacattaaaa atataatgtc tctctctatt cctcaacaat aaaggatttt tgcataatgaa 34380
tgatgtgggt tgtgtgttta cttgtttggt tgggtgggtt ttctgttctc tgactcctcc 34440
agctacatgg taaatacaca catacttatg atacacacac ttcataatgaa aatgtaaaata 34500
actttacata tctttttgta tatactatt tctgaaacag tgccttacac agtctttgca 34560
acgatgagta tcagatttat ttagtgatta aaataaatac acgaatttg aagatggtt 34620
ctaacacaca aagattttta cagaccagtt ttagataaag aaaaaacagg cggggcccg 34680
tggctcacgc ctgtaatccc agcactttgg gagccgagg cgggtggatc acgaggtcag 34740
gaggtcgaga ccagcctgac caacatggtg aaaccccttc tctactaaaa atacaaaaat 34800
tagccaggca tgggtggcga tgctgtaat tccagctact tgggaggtg aggcaggaga 34860
atcgtttgaa cccaggaggc aggggttgca gtgagccgag atcacgccac tgcactccag 34920
cctgggcaac aagagcaaaa aactcctctc caaaacaaaa caaaacaaaca aaaaaaaca 34980
taaaaaaaga aaaagaaaaa gaaaaaaaat attcagaatg acttgatta ctaggatggg 35040
tctgggagat attcattcct gaactctgacc ctacttaatt agagaaggag gtggggatca 35100
aggctgtccg gagaccagc cacagaggag gacaaatcta tgaccctata caattttttt 35160
gtctccaaat gctgagcctg ggttctgtga cagatcctgg ggatgaaatg atgactcata 35220
cacagagttt acagtttagc agggctgtgg acaagcaaac agaacttgat ccagctagga 35280
tgggatgtgg acaggaagt tactaccgag gccaaagaa agaggagcag atatcttcac 35340
cgtaactgg ctgccttagt tattataaag ggaaaacatt tatctccac tctctctaa 35400

-continued

```

agtgcctggt accagctcct gcagctctga cttaacagtc cccagaatgt gtaaggcact 35460
tacatgtggt atgcatgggt atggatgtct ttactaato tatgatgtca actatcaccc 35520
gccatcctaa ggggggttct gtaccctaata ggaacagcca gtgaaatcct caggctcctt 35580
atcttagcgt ggtacagggg cctttgttat gcccctgaat tgcactgata aaacatcaac 35640
acatagatth cccaaggcag tgtaaggaca gggccacaga gccagaggcc acttctcgca 35700
gtcctttcat tctagtgaat attctatcct cctacagcct gacttggggc cactttggaa 35760
tgacagctgt atagtggggg gcggggaaag gaggaatac tcacctagt attacttatg 35820
tcagctttat agccagaggt caaagaatgc ccccaccca gagcctagac cctttttcca 35880
gtgagtcac tctttgactt ttcaaaatta tctatctata gggcttaaaa ctggggacac 35940
ttttgcagag tctaggggct ttctctgggt catgaaagct acaagagttg gttctgctca 36000
gacttgggtg gagttaggct tataggctga gatgagacaa ttgctttgca agtaggaaca 36060
ttaagtgcag aaagattgct ctctagtggg actgacaaaa attgcagtac tggggactcc 36120
agaaaaaat gaagacaaat gtttaagttg attcctgtgt ttgtacttga agaattgtgtg 36180
aagggatcct gaccctccct ttctgttgtt aaaacagttg atgcctaaag agatctggtc 36240
cacaagacct tgactaaatt cctggccctt tcttctccat ttaactttgt atatgtttgt 36300
tattgtgact atatggtgat ttactttaaa aagacttcag tataagtggg atatactttc 36360
acctgcgtct tttggatgat ttgttttcat gtgaagtta ttggggcaaa cctccagag 36420
atggctgggg cagttggtta gaaagactgt ataggcccag gcccttgcaa gcccagcagc 36480
cctctgtctc cagagtcacg ctggaggtct ggacctgctg gctgtgtgat attccacttt 36540
agggagactc agtcaccttg cacaaactgt agagctgggc ctgccactga aacattgtgt 36600
caacctctaa gtgaccttt cactagatgg taaagtgaga tgcctcatcc caaaactata 36660
agaacagttc tatggctgtt tttgtatctc ctggctaaca aatgttacat gtttggcagc 36720
atttggtata gtgcttgctt tcagtatagt ctgccaccag ttaatgaggt tgtggaagg 36780
aggacacaca atctccaaa ttcatcaaga gaatggacaa ttgctgaatg gccaaactgg 36840
cttagatctg ttggcaaat tcagtggtgc ccttccttcc cacttatcca tcaaggaaat 36900
actgaatcct acctgcgcc tgctctggga gtttgcctt ggctgcaagc tattttcagg 36960
cagtgactgg gatgggatgg gagagaggt gaaactgaag ggtcttgag cctaagagct 37020
tcctctgtac tgaggaggg agggcgacat gacgaagact tctaagtct ttggtggtgg 37080
tgggtggggc aggcagtgtt ggtggttttc gtttgatgac aattcttggg cagaagcatt 37140
tgaaaagatg atttgggaga aggggtggga ggaagagtga tcagtttcta cacagagttg 37200
gggagggcag gcttcaggaa gcaggcctgg ggtgccaaag tacagtgaga tccggtgact 37260
ttcttcattt gcccacctag atggaaggag ggacagcagt ggattatcag aagggtccag 37320
tagtagcggg ctagecctca agtgctcctt cattcattca agcaggctta atgtattaag 37380
cacttattgt gccaggaagt gtgtaagggt tcagtggtga cctgcggccg tgtgcaaagc 37440
cacagatccc tgcttcagg aagcccacag cctagtggag gagatatata gtaatcaaac 37500
aatcttaca cattttgtaa aatcccata gtatgtgttc tgaggagaag cttttggaac 37560
tgtgagcgtg gaacagggga ggtgaagaga gtttgatag g 37601

```

<210> SEQ ID NO 6

<211> LENGTH: 121

<212> TYPE: PRT

<213> ORGANISM: Homo Sapiens

-continued

<400> SEQUENCE: 6

Met Arg Ile Met Leu Leu Phe Thr Ala Ile Leu Ala Phe Ser Leu Ala
 1 5 10 15
 Gln Ser Phe Gly Ala Val Cys Lys Glu Pro Gln Glu Glu Val Val Pro
 20 25 30
 Gly Gly Gly Arg Ser Lys Arg Asp Pro Asp Leu Tyr Gln Leu Leu Gln
 35 40 45
 Arg Leu Phe Lys Ser His Ser Ser Leu Glu Gly Leu Leu Lys Ala Leu
 50 55 60
 Ser Gln Ala Ser Thr Asp Pro Lys Glu Ser Thr Ser Pro Glu Lys Arg
 65 70 75 80
 Asp Met His Asp Phe Phe Val Gly Leu Met Gly Lys Arg Ser Val Gln
 85 90 95
 Pro Asp Ser Pro Thr Asp Val Asn Gln Glu Asn Val Pro Ser Phe Gly
 100 105 110
 Ile Leu Lys Tyr Pro Pro Arg Ala Glu
 115 120

<210> SEQ ID NO 7

<211> LENGTH: 25

<212> TYPE: DNA

<213> ORGANISM: Homo Sapiens

<400> SEQUENCE: 7

ggcacagagc tgctccacag gcacc

25

<210> SEQ ID NO 8

<211> LENGTH: 27

<212> TYPE: DNA

<213> ORGANISM: Homo Sapiens

<400> SEQUENCE: 8

ggcacagagc tgctccacag gcaccat

27

<210> SEQ ID NO 9

<211> LENGTH: 57

<212> TYPE: DNA

<213> ORGANISM: Homo Sapiens

<220> FEATURE:

<221> NAME/KEY: misc_feature

<222> LOCATION: 56

<223> OTHER INFORMATION: n = is any nucelotide

<220> FEATURE:

<221> NAME/KEY: misc_feature

<222> LOCATION: 57

<223> OTHER INFORMATION: n = is any nucelotide

<400> SEQUENCE: 9

aagcagtggg aacaacgcag agtacttttt ttttttttt ttttttttt ttttttn

57

<210> SEQ ID NO 10

<211> LENGTH: 5

<212> TYPE: PRT

<213> ORGANISM: Homo Sapiens

<400> SEQUENCE: 10

Phe Val Gly Leu Met
 1 5

<210> SEQ ID NO 11

<211> LENGTH: 4

<212> TYPE: PRT

<213> ORGANISM: Homo Sapiens

-continued

<400> SEQUENCE: 11

Asp Met His Asp
1

The invention claimed is:

1. A method for predicting or diagnosing in a human sub-
ject a medical condition selected from the group consisting of
pregnancy-induced hypertension, pre-eclampsia, and related
foetal complications, the method comprising collecting a bio-
logical sample from said human subject, measuring a concen-
tration in said biological sample of human neurokinin B pre-
cursor, or human neurokinin B, wherein an elevated
concentration of human neurokinin B precursor or human
neurokinin B is predictive or diagnostic of said medical con-
dition.

2. The method of claim 1, wherein the biological sample
comprises a volume of blood.

3. The method of claim 1, wherein the neurokinin B pre-
cursor has the amino acid sequence of SEQ ID NO:1.

4. The method of claim 1, wherein the step of measuring
the concentration of human neurokinin B precursor, or com-
prises the use of a binding partner of capable of binding to
human neurokinin B precursor or a human neurokinin B.

5. The method of claim 1 wherein the concentration of
human neurokinin B precursor is measured.

6. The method of claim 1 wherein the concentration of a of
human neurokinin B is measured.

7. The method of claim 6 wherein the neurokinin B has the
amino acid sequence of SEQ ID NO:2.

* * * * *

UNITED STATES PATENT AND TRADEMARK OFFICE
CERTIFICATE OF CORRECTION

PATENT NO. : 7,947,458 B1
APPLICATION NO. : 10/130340
DATED : May 24, 2011
INVENTOR(S) : Nigel Page and Phillip Lowry

Page 1 of 1


It is certified that error appears in the above-identified patent and that said Letters Patent is hereby corrected as shown below:

Column 58

In claim 4, at line 11, after the word "or", insert -- human neurokinin B --; and

In claim 6, at line 16, after the word "a", delete "of."

Signed and Sealed this
Second Day of August, 2011

A handwritten signature in black ink that reads "David J. Kappos". The signature is written in a cursive style with a large initial "D" and "K".

David J. Kappos
Director of the United States Patent and Trademark Office

专利名称(译)	胎盘人神经激肽B前体		
公开(公告)号	US7947458	公开(公告)日	2011-05-24
申请号	US10/130340	申请日	2000-11-10
[标]申请(专利权)人(译)	围产期诊断		
申请(专利权)人(译)	围产期诊断有限公司		
当前申请(专利权)人(译)	围产期诊断有限公司		
[标]发明人	PAGE NIGEL LOWRY PHILLIP		
发明人	PAGE, NIGEL LOWRY, PHILLIP		
IPC分类号	G01N33/53 A61K38/00 A61K38/04 A61K45/00 A61P9/00 A61P9/12 A61P15/00 C07K7/08 C12N15/09 C12Q1/68 G01N33/68 G01N33/74		
CPC分类号	A61K38/046 G01N33/689 G01N33/74 G01N2800/368 G01N2410/00 A61P15/00		
优先权	1999027125 1999-11-16 GB		
外部链接	Espacenet USPTO		

摘要(译)

提供了通过测量神经激肽B，其前体和其片段的产生来诊断妊娠诱发的高血压或先兆子痫的方法，以及用于该方法的试剂盒。还提供了制备合适药物的条件和方法的处理，以及抗体和有用的抗原物质。

FIG. 1
THE AMINO ACID RESIDUE SEQUENCE OF THE HUMAN NEUROKININ B PRECURSOR
MRIMLLFTAILAFSLAOSFGAVCKEPEQEEVVGGRSKRDPDLYQLLQRLFKSHSLLEGLLKALSOASTDPK
ESTSPEKRDHDFVGLMGRSRVQPSPTDQVQENVPSFGILKYPPRAE

FIG. 2
THE AMINO ACID SEQUENCE OF NEUROKININ PEPTIDE
DMHDFVGLM-NH₂

FIG. 3
THE CLONED FULL-LENGTH PLACENTAL cDNA OF THE HUMAN NEUROKININ B PRECURSOR

```

GGCACAGAGC TGCTCCACAG GCACCATGAG GATCATGCTG CTATTCACAG 50
CCATCCTGGC CTTGAGCCTA GCTCAGAGCT TTGGGGCTGT CTGTAAGGAG 100
CCACAGGAGG ASGTGSTTCC TGGCGGGGGC CGCAGCAAGA GGGATCCAGA 150
TCTCTACCAG CTGCTCCAGA GACTCTCAA AAGCCACTCA TCTCTGGAGG 200
GATTCCTCAA AGCCCTGAGC CAGSCTAGA CAGATCCTAA GGAATCAACA 250
TCTCCCGAGA AACGTACAT GCATGACTTC TTGTGGGAC TTATGGGCAA 300
GAGGAGCGTC CAGCCAGACT CTCCEACGGA TGTGAATCAA GAGAACGTCC 350
CGAGCTTGG CAGCTCAAG TAGCCCGGA GAGCAATAA GTFCTCTCC 400
TTCCGGACTC CTGGACTGCA TTAGGAGAGC CTCTTCCCT GTCCCAATCC 450
CCAGGTGCGC ACGCTCCTGT TACCCTTCT CTCCCTGTT CTGTAAACAT 500
TCTTGGCTT TGAAGCTTC TCCATGTTT CTACCTAGC CTGGGTGGGA 550
AACTGCATAG TGAATATCCC CAACCCCAAT GGGCATTGAC TGTAGAATAC 600
CCTAGAGTTC CTGTAGTTC CTACATTAAA AATATAATGT CTCTCTCTAT 650
TCTCAACAA TAAAGGATTT TTGCATACGA AAAAAAAAAA AAAAAAAAAA 700
AAAAA 706
    
```