

(19) World Intellectual Property Organization  
International Bureau



(43) International Publication Date  
21 February 2002 (21.02.2002)

PCT

(10) International Publication Number  
**WO 02/14865 A1**

(51) International Patent Classification<sup>7</sup>: **G01N 33/53**,  
33/566, 33/577

(21) International Application Number: PCT/US01/25374

(22) International Filing Date: 13 August 2001 (13.08.2001)

(25) Filing Language: English

(26) Publication Language: English

(30) Priority Data:  
60/225,327 14 August 2000 (14.08.2000) US

(71) Applicant: **BOEHRINGER INGELHEIM PHARMA-  
CEUTICALS, INC.** [US/US]; 900 Ridgebury Road, P. O.  
Box 368, Ridgefield, CT 06877-0368 (US).

(72) Inventors: **WOSKA, Joseph, R.**; 2829 Sutton Street,  
Yorktown Heights, NY 10598 (US). **MAGOLDA,  
Ronald, L.**; 3 Church Road, Wallingford, PA 19086  
(US). **LEMIEUX, Rene, M.**; 1193 Old Turnpike Road,  
Plantsville, CT 06479 (US). **ROTHLEIN, Robert**; 32

Tamanny Trail, Danbury, CO 06811 (US). **REISER,  
Hans, C.**; 8 Hemlock Trail, Box 16 Candlewood Isle,  
New Fairfield, CT 06812 (US). **CAVINESS, Gary, O.**;  
166 Old Brookfield Road, 17-4, Danbury, CT 06811 (US).  
**KISHIMOTO, Takashi**; 46 Coolidge Avenue, Lexington,  
MA 02420 (US).

(74) Agents: **RAYMOND, Robert, P.** et al.; Boehringer In-  
gelheim Corporation, 900 Ridgebury Road, P.O. Box 368,  
Ridgefield, CT 06877 (US).

(81) Designated States (*national*): CA, JP, MX.

(84) Designated States (*regional*): European patent (AT, BE,  
CH, CY, DE, DK, ES, FI, FR, GB, GR, IE, IT, LU, MC,  
NL, PT, SE, TR).

**Published:**

— with international search report

*For two-letter codes and other abbreviations, refer to the "Guidance Notes on Codes and Abbreviations" appearing at the beginning of each regular issue of the PCT Gazette.*

(54) Title: METHODS AND MOLECULES USEFUL FOR IDENTIFYING MOLECULES THAT BIND LFA-1 AND FOR DETERMINING RECEPTOR OCCUPANCY

(57) Abstract: The present invention relates generally to a method for identifying molecules that bind the R7.1 epitope of LFA-1 or bind LFA-1 such that the R7.1 epitope is modified. The present invention further relates to a method for determining occupancy of the LFA-1 receptor by molecules that bind to the R7.1 epitope or bind LFA-1 such that the R7.1 epitope is modified after administration to a subject. The present invention further relates to molecules useful in the methods of the invention.



**WO 02/14865 A1**

**METHODS AND MOLECULES USEFUL FOR IDENTIFYING MOLECULES  
THAT BIND LFA-1 AND FOR DETERMINING RECEPTOR OCCUPANCY**

**RELATED APPLICATIONS**

This application claims benefit to US Provisional Application serial no. 60/225,327 filed August 14, 2000.

**FIELD OF THE INVENTION**

The present invention relates generally to a method for identifying molecules that bind or modify the R7.1 epitope of LFA-1. R7.1 is an anti-CD11a monoclonal antibody (mAb). The present invention further relates to a method for determining occupancy of the LFA-1 receptor by molecules that bind to the R7.1 epitope after administration to a subject. The invention further relates to molecules useful in such methods.

**BACKGROUND OF THE INVENTION**

Research spanning the last decade has helped to elucidate the molecular events attending cell-cell interactions in the body, especially those events involved in the movement and activation of cells in the immune system. See generally, Springer, T., 1990, *Nature* 346:425-434. Cell surface proteins, and especially the Cellular Adhesion Molecules ("CAMs") and "Leukointegrins", including LFA-1, MAC-1 and gp150.95 (referred to in WHO nomenclature as CD18/CD11a, CD18/CD11b, and CD18/CD11c, respectively) have correspondingly been the subject of pharmaceutical research and development having as its goal the intervention in the processes of leukocyte extravasation to sites of injury and leukocyte movement to distinct targets. For example, it is presently believed that prior to the leukocyte extravasation, which is a mandatory component of the inflammatory response, activation of integrins constitutively expressed on leukocytes occurs and is followed by a tight ligand/receptor interaction between integrins (*e.g.*, LFA-1) and one or several distinct intercellular adhesion molecules (ICAMs) designated ICAM-1, ICAM-2, ICAM-3 or ICAM-4 which are expressed on leukocytes. ICAM-1, ICAM-2, and ICAM-3 are expressed on blood vessel endothelial cell surfaces, as well. The interaction of the CAMs with the Leukointegrins is a vital step in the normal

functioning of the immune system. Immune processes such as antigen presentation, T-cell mediated cytotoxicity and leukocyte extravasation all require cellular adhesion mediated by ICAMs interacting with the Leukointegrins. See generally, Kishimoto, T. K. and R.R. Rothlein, 1994, *Adv. Pharmacol.* 25:117-138.

A group of individuals has been identified which lack the appropriate expression of Leukointegrins, a condition termed "Leukocyte Adhesion Deficiency" (Anderson, D. C. *et al.*, 1985, *Fed. Proc.* 44:671-2677 and Anderson, D. C. *et al.*, 1985, *J. Infect. Dis.*, 152:668-689). These individuals are unable to mount a normal inflammatory and/or immune response(s) due to an inability of their cells to adhere to cellular substrates. These data show that immune reactions are mitigated when lymphocytes are unable to adhere in a normal fashion due to the lack of functional adhesion molecules of the CD18 family. By virtue of the fact that LAD patients who lack CD18 cannot mount an inflammatory response, it is believed that antagonism of CD18, CD11/ICAM-1 interactions will also inhibit an inflammatory response.

It has been demonstrated that the antagonism of the interaction between the CAMs and the Leukointegrins can be realized by agents directed against either component. Specifically, blocking of the CAMs, such as for example ICAM-1, or the Leukointegrins, such as for example LFA-1, by antibodies directed against either or both of these molecules effectively inhibits inflammatory responses. *In vitro* models of inflammation and immune response inhibited by antibodies to CAMs or Leukointegrins include antigen or mitogen-induced lymphocyte proliferation, homotypic aggregation of lymphocytes, T-cell mediated cytotoxicity and antigen-specific induced tolerance. See generally, Kishimoto, T.K. and R.R. Rothlein, 1994, *Adv. Pharmacol.* 25:117-138. The relevance of the *in vitro* studies are supported by *in vivo* studies with antibodies directed against ICAM-1 or LFA-1. See generally, Rothlein, R. and J.R. Jaeger, 1996, In *Therapeutic Immunology* (eds) Austen *et al.* Blackwell Science, Cambridge Mass., p. 347. For example, antibodies directed against LFA-1 can prevent thyroid graft rejection and prolong heart allograft survival in mice (Gorski, A., 1994, *Immunology Today* 15:251-255). Of greater significance, antibodies directed against ICAM-1 have shown efficacy *in vivo* as anti-inflammatory agents in human diseases such as renal allograft rejection and rheumatoid arthritis (Rothlein, R. R.; Scharschmidt, L., in: *Adhesion Molecules*; Wegner, C. D., Ed.; 1994, 1-38, Cosimi, C. B.; *et al.*, *J. Immunol.* 1990, 144, 4604-4612 and Kavanaugh, A.; *et*

*al., Arthritis Rheum.* 1994, 37: 992-1004) and antibodies directed against LFA-1 have demonstrated immunosuppressive effects in bone marrow transplantation and in the prevention of early rejection of renal allografts (Fischer, A. *et al., Lancet*, 1989, 2:1058-1060 and Le Mauff, B.; *et al., Transplantation*, 1991, 52:291-295).

It has also been demonstrated that a recombinant soluble form of ICAM-1 can act as an inhibitor of the ICAM-1 interaction with LFA-1. Soluble ICAM-1 acts as a direct antagonist of CD18,CD11 /ICAM-1 interactions on cells and shows inhibitory activity in *in vitro* models of immune response such as the human mixed lymphocyte response, cytotoxic T cell responses and T cell proliferation from diabetic patients in response to islet cells (Becker, J. C.; *et al., J. Immunol.* 1993, 151:7224 and Roep, B. O.; *et al., Lancet*, 1994, 343:1590).

In addition, several small molecules have been described in the literature which affect the interaction of CAMs and Leukointegrins. A natural product isolated from the root of *Trichilia rubra* was found to be inhibitory in an *in vitro* cell binding assay (Musza, L. L.; *et al., Tetrahedron*, 1994, 50:11369-11378). One series of molecules (Boschelli, D. H.; *et al., J. Med. Chem.* 1994, 37: 717 and Boschelli, D. H.; *et al., J. Med. Chem.* 1995, 38: 4597-4614) was found to be orally active in a reverse passive Arthus reaction, an induced model of inflammation that is characterized by neutrophil accumulation (Chang, Y. H.; *et al., Eur. J. Pharmacol.* 1992, 69: 155-164). Another series of molecules was also found to be orally active in a delayed type hypersensitivity reaction in rats (Sanfilippo, P. J.; *et al., J. Med. Chem.* 1995, 38: 1057-1059). All of these molecules appear to act nonspecifically, either by inhibiting the transcription of ICAM-1 along with other proteins or act intracellularly to inhibit the activation of the Leukointegrins by an unknown mechanism. None of the molecules directly antagonize the interaction of the CAMs with the Leukointegrins.

Thus, the prior art has demonstrated that molecules which antagonize the binding of the CAMs to the Leukointegrins have therapeutic potential in mitigating inflammatory and immunological responses often associated with the pathogenesis of many autoimmune or inflammatory diseases.

Recently, a small molecule, (R)-5-(4-bromobenzyl)-3-(3,5-dichlorophenyl)-1,5-dimethylimidazolidine-2,4-dione (referred to herein as Compound 1), has been shown to

interact specifically with LFA-1 via noncovalent binding to the CD11a chain and prevent LFA-1 from binding to ICAM-1. (Kelly *et al.*, 1999, *J. Immunol.* 163:5173-5177).

Based on the status of the prior art, there remains a clear need for a method of identifying molecules that specifically bind or modify LFA-1. In addition, there is a need in the clinic for a method for determining LFA-1 receptor occupancy on target cells of a subject treated with such molecules for determining, *inter alia*: how much compound has reached target cells after treatment; the amount of compound necessary to saturate LFA-1 receptors; and how much receptor occupancy is needed for efficacy.

### SUMMARY OF THE INVENTION

A first aspect of the invention comprises a method for identifying a molecule that specifically binds the R7.1 epitope of LFA-1 or binds LFA-1 such that the R7.1 epitope is modified wherein the LFA-1 is either purified or cell surface LFA-1. A second aspect of the invention comprises a method for determining LFA-1 receptor occupancy on target cells of a subject treated with a molecule that specifically binds the R7.1 epitope of LFA-1 or binds LFA-1 such that the R7.1 epitope is modified. A third aspect comprises molecules useful in the methods of the invention.

In specific embodiments, the target cells are peripheral blood mononuclear cells and polymorphonuclear leukocytes. One advantage of the cellular assays is the abrogation of the need to purify LFA-1 thereby providing a system that more closely resembles that found in nature. The methods for determining receptor occupancy described herein can provide invaluable information in the clinic for determining, *inter alia*: how much compound has reached target cells after treatment; the amount of compound necessary to saturate LFA-1 receptors; and how much receptor occupancy is needed for efficacy.

The invention provides methods for identifying a molecule that binds or modifies the R7.1 epitope of LFA-1 comprising incubating purified LFA-1 or a cell that expresses LFA-1 with a first test molecule and a second labeled molecule that specifically binds the R7.1 epitope of LFA-1 or binds LFA-1 such that the R7.1 epitope is modified; and detecting the second labeled molecule; wherein a decrease in binding of the second molecule indicates binding of the first test molecule.

The invention further provides methods for identifying a molecule that binds or modifies the R7.1 epitope of LFA-1 comprising incubating purified LFA-1 or a cell that expresses LFA-1 with (i) a first test molecule, (ii) a second molecule that specifically binds the R7.1 epitope of LFA-1 or binds LFA-1 such that the R7.1 epitope is modified, and (iii) a third labeled molecule, wherein the third labeled molecule binds the second molecule; and detecting the third labeled molecule bound to the second molecule; wherein a decrease in binding of the second molecule indicates binding of the first test molecule.

Another aspect of the invention provides methods for determining LFA-1 receptor occupancy comprising administering a first test molecule to a subject; withdrawing a sample of blood from the subject; incubating the sample with a second labeled molecule that specifically binds the R7.1 epitope of LFA-1 or binds LFA-1 such that the R7.1 epitope is modified; and detecting the amount of the second labeled molecule, wherein a decrease in the amount of binding of the second labeled molecule indicates binding of the first test molecule.

The invention further provides methods for determining LFA-1 receptor occupancy comprising administering a first test molecule to a subject; withdrawing a sample of blood from the subject; incubating the sample with a second molecule that specifically binds the R7.1 epitope of LFA-1 or binds LFA-1 such that the R7.1 epitope is modified and a third labeled molecule that binds the second molecule; and detecting the amount of the second molecule, wherein a decrease in the amount of binding of the second molecule indicates binding of the first test molecule.

In a specific embodiment, the molecule that specifically binds or modifies the R7.1 epitope of LFA-1 is a monoclonal antibody or fragment thereof. In another embodiment, the molecule that specifically binds or modifies the R7.1 epitope of LFA-1 is R7.1 (Bender MedSystems Diagnostics GmbH; Vienna, Austria). The invention further relates to equivalents of R7.1 (for example, molecules that bind or modify the R7.1 epitope of LFA-1) including but not limited to small molecules as described in: U.S. patent application No. 09/375,010 by Kelly *et al.*, filed August 16, 1999; U.S. patent application No. 09/604,312 by Kelly *et al.*, filed June 27, 2000; U.S. patent application No. 09/605,584 by Kelly *et al.*, filed June 28, 2000, which are incorporated herein in their

entireties. In another embodiment, the molecule that specifically binds or modifies the R7.1 epitope of LFA-1 is labeled with a fluorescent compound.

#### BRIEF DESCRIPTION OF FIGURES

Figure 1. Inhibition of monoclonal antibody (mAb) binding to Immobilized LFA-1 by Compound 1 (5 $\mu$ M)((R)-5-(4-bromobenzyl)-3-(3,5-dichlorophenyl)-1,5-dimethylimidazolidine-2,4-dione). Immobilized LFA-1 was incubated with various anti-LFA-1 mAbs (CLB-LFA-1, R7.1, R3.1, MHM 24, TS 2/4, T/S 1/22, and mAb38) in the presence of Compound 1 (5 $\mu$ M) or its enantiomer, Compound 2 (5 $\mu$ M), or a dimethyl sulfoxide (DMSO) control. Absorbance at 405 nm is shown. Results are the mean of duplicate wells  $\pm$  SE.

Figure 2. Inhibition of mAb binding to SKW-3 cells by Compound 1. SKW-3 cells were incubated with an anti-LFA-1 mAb (mAb38 or R3.1; 13.3 nM) or an anti-CD18 mAb (mAb 15.7, 13.3 nM) in the presence of Compound 1 (10  $\mu$ M) or a DMSO control (0.09%). Median fluorescence was assessed using flow cytometry.

Figure 3. Dose dependent inhibition of mAb binding to human leukocytes by Compound 1. Human whole blood was incubated with a mAb (R3.1 or R15.7; 3.3 nM) and Compound 1 (10  $\mu$ M or 2 $\mu$ M) or a DMSO control (0.2%). Median fluorescence was assessed using flow cytometry.

#### DETAILED DESCRIPTION OF THE INVENTION

The present invention provides useful screening methods and compositions for identifying molecules that specifically bind or modify the R7.1 epitope of LFA-1. The molecules thus identified may be useful therapeutic agents for treating or preventing inflammatory and immune cell mediated diseases. Another aspect of the invention relates to methods and

molecules for determining LFA-1 receptor occupancy on target cells of a subject treated with a molecule that specifically binds or modifies the R7.1 epitope of LFA-1. The methods for determining receptor occupancy described herein can provide invaluable information in the clinic for determining, *inter alia*: how much compound has reached target cells after treatment; the amount of compound necessary to saturate LFA-1 receptors; and how much receptor occupancy is needed for efficacy. A third aspect provides molecules useful in the methods of the invention.

The invention provides methods for identifying a molecule that binds or modifies the R7.1 epitope of LFA-1 comprising incubating purified LFA-1 or a cell that expresses LFA-1 with a first test molecule and a second labeled molecule that specifically binds the R7.1 epitope of LFA-1 or binds LFA-1 such that the R7.1 epitope is modified; and detecting the second labeled molecule; wherein a decrease in binding of the second molecule indicates binding of the first test molecule.

The invention further provides methods for identifying a molecule that binds or modifies the R7.1 epitope of LFA-1 comprising incubating purified LFA-1 or a cell that expresses LFA-1 with (i) a first test molecule, (ii) a second molecule that specifically binds the R7.1 epitope of LFA-1 or binds LFA-1 such that the R7.1 epitope is modified, and (iii) a third labeled molecule, wherein the third labeled molecule binds the second molecule; and detecting the third labeled molecule bound to the second molecule; wherein a decrease in binding of the second molecule to the R7.1 epitope indicates binding of the first test molecule.

Another aspect of the invention provides methods for determining LFA-1 receptor occupancy comprising administering a first test molecule to a subject; withdrawing a sample of blood from the subject; incubating the sample with a second labeled molecule that specifically binds the R7.1 epitope of LFA-1 or binds LFA-1 such that the R7.1 epitope is modified; and detecting the amount of the second labeled molecule, wherein a decrease in the amount of binding of the second labeled molecule indicates binding of the first test molecule.

The invention further provides methods for determining LFA-1 receptor occupancy comprising administering a first test molecule to a subject; withdrawing a sample of blood from the subject; incubating the sample with a second molecule that specifically binds the

R7.1 epitope of LFA-1 or binds LFA-1 such that the R7.1 epitope is modified and a third labeled molecule that binds the second molecule; and detecting the amount of the second molecule, wherein a decrease in the amount of binding of the second molecule indicates binding of the first test molecule.

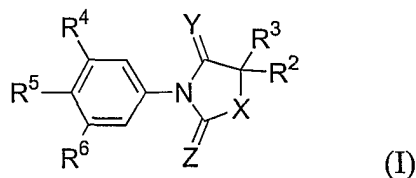
The molecules of the invention that specifically bind or modify the R7.1 epitope of LFA-1 include but are not limited to: antibodies, preferably monoclonal antibodies (for example, R3.1 (Ma et al., 1992, *Circulation* 86:937), R7.1 (Bender MedSystems Diagnostics GmbH; Vienna, Austria)), derivatives or fragments thereof (for example, Fab fragments, F(ab')<sub>2</sub> fragments, fragments produced by a Fab expression library) and epitope-binding fragments of any of the above. In a specific embodiment, the molecule that specifically binds or modifies the R7.1 epitope of LFA-1 is mAb R7.1. In another embodiment, the molecule that specifically binds or modifies the R7.1 epitope of LFA-1 is a Fab fragment.

For preparation of monoclonal antibodies that specifically bind or modify the R7.1 epitope of LFA-1, any technique which provides for the production of antibody molecules by continuous cell lines in culture may be used. For example, the hybridoma technique originally developed by Köhler and Milstein (1975, *Nature* 256:495-497), as well as the trioma technique, the human B-cell hybridoma technique (Kozbor et al., 1983, *Immunology Today* 4:72), and the EBV-hybridoma technique to produce human monoclonal antibodies (Cole et al., 1985 in "Monoclonal Antibodies and Cancer Therapy", Alan R. Liss, Inc., pp. 77-96).

Antibody fragments that recognize the R7.1 epitope may be generated by known techniques. For example, such fragments include but are not limited to: the F(ab')<sub>2</sub> fragments which can be produced by pepsin digestion of the antibody molecule and the Fab fragments, which can be generated by reducing the disulfide bridges of the F(ab')<sub>2</sub> fragments. Alternatively, Fab expression libraries may be constructed (Huse et al., 1989, *Science*, 246:1275-1281) to allow rapid and easy identification of monoclonal Fab fragments with the desired specificity.

The molecules of the invention that specifically bind or modify the R7.1 epitope of LFA-1 may also include chemical compounds, including but not limited to small molecules such

as those described in: U.S. patent application No. 09/375,010 by Kelly *et al.*, filed August 16, 1999; U.S. patent application No. 09/604,312 by Kelly *et al.*, filed June 27, 2000; U.S. patent application No. 09/605,584 by Kelly *et al.*, filed June 28, 2000. Such compounds include but are not limited to those compounds of the formula I, formula II, and formula III shown below:



wherein:

Y is an oxygen or sulfur atom;

Z is an oxygen or sulfur atom;

X is a divalent group of the formula  $>CHR^1$ ,  $>NR^1$ ,  $>CHSO_2R^1$ , or  $>NSO_2R^1$ , or an oxygen or sulfur atom,

wherein  $R^1$  is:

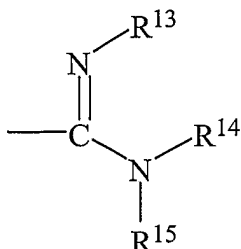
- (A) a hydrogen atom,
- (B) branched or unbranched alkyl of 1 to 6 carbon atoms or cycloalkyl of 3 to 6 carbon atoms, which alkyl or cycloalkyl group may be mono- or polysubstituted with:
  - (i) halogen,
  - (ii) oxo,
  - (iii) aryl, which is selected from the class consisting of phenyl, naphthyl, indolyl, thiophenyl, pyridyl, pyrimidinyl, furyl, pyrrolyl, oxazolyl, thiazolyl, pyrazolyl, isoxazolyl, imidazolyl, isothiazolyl, oxadiazolyl, triazolyl, thiadiazolyl, pyridazinyl, pyrazinyl, triazinyl, indolizinyl, isoindolyl, benzo[b]furanyl, benzo[b]thiophenyl,

indazolyl, benzthiazolyl, benzimidazolyl, quinolinyl, isoquinolinyl, purinyl, quinoliziny, cinnoliny, pthalaniny, quinoxaliny, naphthyridiny, pteridiny and quinazoliny,

wherein one or more hydrogen atoms of said aryl group may be optionally and independently replaced with:

- (a) alkyl of 1 to 3 carbon atoms,
- (b) -COOH,
- (c) -SO<sub>2</sub>OH,
- (d) -PO(OH)<sub>2</sub>,
- (e) a group of the formula -COOR<sup>7</sup>, wherein R<sup>7</sup> is straight or branched alkyl of 1 to 5 carbon atoms or cycloalkyl of 3 to 5 carbon atoms,
- (f) a group of the formula -NR<sup>8</sup>R<sup>9</sup>, wherein R<sup>8</sup> and R<sup>9</sup> are each independently a hydrogen atom, alkyl of 1 to 6 carbon atoms, cycloalkyl of 3 to 6 carbon atoms or acyl of 1 to 7 carbon atoms, or wherein R<sup>8</sup> and R<sup>9</sup> constitute a saturated hydrocarbon bridge of 3 to 5 carbon atoms which together with the nitrogen atom between them form a heterocyclic ring,
- (g) a group of the formula -CONR<sup>10</sup>R<sup>11</sup>, wherein R<sup>10</sup> and R<sup>11</sup> are each independently a hydrogen atom, alkyl of 1 to 6 carbon atoms or cycloalkyl of 3 to 6 carbon atoms, or wherein R<sup>10</sup> and R<sup>11</sup> constitute a saturated hydrocarbon bridge of 3 to 5 carbon atoms which together with the nitrogen atom between them form a heterocyclic ring,
- (h) a group of the formula -OR<sup>12a</sup>, wherein R<sup>12a</sup> is a hydrogen atom, or an alkyl or acyl group of 1 to 7 carbon atoms,

- (i) a group of the formula  $-SR^{12b}$ , wherein  $R^{12b}$  is a hydrogen atom, or an alkyl or acyl group of 1 to 7 carbon atoms,
- (j) cyano, or
- (k) an amidino group of the formula



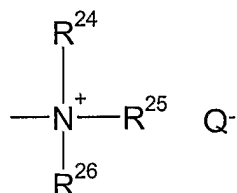
wherein  $R^{13}$ ,  $R^{14}$  and  $R^{15}$  are each, independently, a hydrogen atom or alkyl of 1 to 3 carbon atoms and wherein two of  $R^{13}$ ,  $R^{14}$  and  $R^{15}$  may additionally constitute a saturated hydrocarbon bridge of 3 to 5 carbon atoms which together with the nitrogen atom(s) between them form a heterocyclic ring,

- (iv) a group of the formula  $-COOR^{16}$ , wherein  $R^{16}$  is straight or branched alkyl of 1 to 7 carbon atoms or cycloalkyl of 3 to 6 carbon atoms,
- (v) cyano,
- (vi) a group of the formula  $-CONR^{17}R^{18}$ , wherein  $R^{17}$  and  $R^{18}$  are each, independently, a hydrogen atom, alkyl of 1 to 6 carbon atoms or cycloalkyl of 3 to 6 carbon atoms, or wherein  $R^{17}$  and  $R^{18}$  constitute a saturated hydrocarbon bridge of 3 to 5 carbon atoms which together with the nitrogen atom between them form a heterocyclic ring,
- (vii) a group of the formula  $-OR^{19}$ , wherein  $R^{19}$  is a hydrogen atom, or an alkyl or acyl group of 1 to 7 carbon atoms,

- (viii) a group of the formula  $-SR^{20}$ , wherein  $R^{20}$  is a hydrogen atom, or an alkyl or acyl group of 1 to 7 carbon atoms,
- (ix) a group of the formula  $-NR^{21}R^{22}$ , wherein  $R^{21}$  and  $R^{22}$  are each, independently,
- (a) a hydrogen atom,
- (b) alkyl or acyl of 1 to 7 carbon atoms or cycloalkyl of 3 to 7 carbon atoms,
- (c) a group of the formula  $-(CH_2)_mCOOH$ , wherein  $m$  is 0, 1 or 2, or
- (d) a group of the formula  $-(CH_2)_nCOOR^{23}$ , wherein  $n$  is 0, 1 or 2, wherein  $R^{23}$  is straight or branched alkyl of 1 to 6 carbon atoms,

or wherein  $R^{21}$  and  $R^{22}$  constitute a saturated hydrocarbon bridge of 3 to 5 carbon atoms which together with the nitrogen atom between them form a heterocyclic ring, or

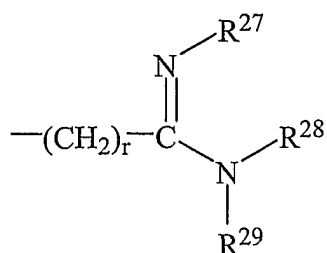
- (x) a quaternary group of the formula



wherein  $R^{24}$ ,  $R^{25}$  and  $R^{26}$  are each, independently, a branched or unbranched alkyl group of 1 to 7 carbon atoms and  $Q^-$  is a chlorine, bromine or iodine counterion,

- (C) a branched or unbranched carboxylic acid group of 3 to 6 carbon atoms,
- (D) a branched or unbranched phosphonic acid group of 2 to 6 carbon atoms,
- (E) a branched or unbranched sulfonic acid group of 2 to 6 carbon atoms,

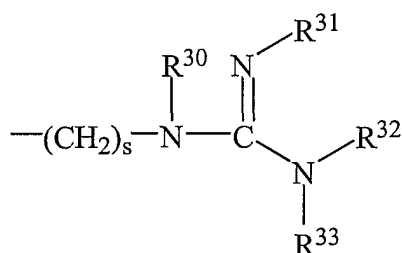
- (F) an amidino group of the formula



wherein r is 2, 3, 4, 5 or 6, and

R<sup>27</sup>, R<sup>28</sup> and R<sup>29</sup> are each, independently, a hydrogen atom or alkyl of 1 to 3 carbon atoms, and wherein two of R<sup>27</sup>, R<sup>28</sup> and R<sup>29</sup> may additionally constitute a saturated hydrocarbon bridge of 3 to 5 carbon atoms which together with the nitrogen atom(s) between them form a heterocyclic ring,

- (G) an guanidino group of the formula



wherein s is 2, 3, 4, 5 or 6, and

R<sup>30</sup>, R<sup>31</sup>, R<sup>32</sup> and R<sup>33</sup> are each, independently, a hydrogen atom or alkyl of 1 to 3 carbon atoms, and wherein two of R<sup>30</sup>, R<sup>31</sup>, R<sup>32</sup> and R<sup>33</sup> may additionally constitute a saturated hydrocarbon bridge of 3 to 5 carbon atoms which together with the nitrogen atom(s) between them form a heterocyclic ring,

- (H) piperidyl, wherein the nitrogen atom of said group is optionally substituted with:

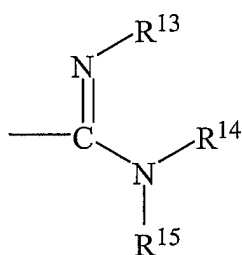
- (i) alkyl of 1 to 3 carbon atoms,

- (ii) a carboxylic ester group of 2 to 7 carbon atoms,
  - (iii) a carboxylic acid group of 2 to 5 carbon atoms,
  - (iv) a phosphonic acid group of 1 to 6 carbon atoms, or
  - (v) a sulfonic acid groups of 1 to 6 carbon atoms, or
- (I) aryl which is selected from the class consisting of phenyl, naphthyl, indolyl, thiophenyl, pyridyl, pyrimidinyl, furyl, pyrrolyl, oxazolyl, thiazolyl, pyrazolyl, isoxazolyl, imidazolyl, isothiazolyl, oxadiazolyl, triazolyl, thiadiazolyl, pyridazinyl, pyrazinyl, triazinyl, indolizinyl, isoindolyl, benzo[b]furanlyl, benzo[b]thiophenyl, indazolyl, benzthiazolyl, benzimidazolyl, quinolinyl, isoquinolinyl, purinyl, quinolizinyl, cinnolinyl, pthalaninyl, quinoxalinyl, naphthyridinyl, pteridinyl and quinazolinyl,

wherein one or more hydrogen atoms of said aryl group may be optionally and independently replaced with:

- (i) alkyl of 1 to 3 carbon atoms,
- (ii) -COOH,
- (iii) -SO<sub>2</sub>OH,
- (iv) -PO(OH)<sub>2</sub>,
- (v) a group of the formula -COOR<sup>7</sup>, wherein R<sup>7</sup> is straight or branched alkyl of 1 to 5 carbon atoms or cycloalkyl of 3 to 5 carbon atoms,
- (vi) a group of the formula -NR<sup>8</sup>R<sup>9</sup>, wherein R<sup>8</sup> and R<sup>9</sup> are each, independently, a hydrogen atom, alkyl of 1 to 6 carbon atoms, cycloalkyl of 3 to 6 carbon atoms or acyl of 1 to 7 carbon atoms, or wherein R<sup>8</sup> and R<sup>9</sup> constitute a saturated hydrocarbon bridge of 3 to 5 carbon atoms which together with the nitrogen atom between them form a heterocyclic ring,

- (vii) a group of the formula  $-\text{CONR}^{10}\text{R}^{11}$ , wherein  $\text{R}^{10}$  and  $\text{R}^{11}$  are each, independently, a hydrogen atom, alkyl of 1 to 6 carbon atoms or cycloalkyl of 3 to 6 carbon atoms, or wherein  $\text{R}^{10}$  and  $\text{R}^{11}$  constitute a saturated hydrocarbon bridge of 3 to 5 carbon atoms which together with the nitrogen atom between them form a heterocyclic ring,
- (viii) a group of the formula  $-\text{OR}^{12a}$ , wherein  $\text{R}^{12a}$  is a hydrogen atom, or an alkyl or acyl group of 1 to 7 carbon atoms,
- (ix) a group of the formula  $-\text{SR}^{12b}$ , wherein  $\text{R}^{12b}$  is a hydrogen atom, or an alkyl or acyl group of 1 to 7 carbon atoms,
- (x) cyano, or
- (xi) an amidino group of the formula



wherein  $\text{R}^{13}$ ,  $\text{R}^{14}$  and  $\text{R}^{15}$  are each, independently, a hydrogen atom or alkyl of 1 to 3 carbon atoms, and wherein two of  $\text{R}^{13}$ ,  $\text{R}^{14}$  and  $\text{R}^{15}$  may additionally constitute a saturated hydrocarbon bridge of 3 to 5 carbon atoms which together with the nitrogen atom(s) between them form a heterocyclic ring;

$\text{R}^2$  is:

- (A) a hydrogen atom, or
- (B) branched or unbranched alkyl of 1 to 3 carbon atoms or cycloalkyl of 3 to 5 carbon atoms wherein said alkyl or cycloalkyl group may optionally be substituted with:

- (i) a group of the formula  $-OR^{34}$ , wherein  $R^{34}$  is a hydrogen atom, or an alkyl or acyl group of 1 to 7 carbon atoms, or
- (ii) a group of the formula  $-NR^{35}R^{36}$ , wherein  $R^{35}$  and  $R^{36}$  are each, independently, a hydrogen atom, alkyl of 1 to 2 carbon atoms, or acyl of 1 to 2 carbon atoms;

$R^3$  is a group of the formula  $-(CR^{37}R^{38})_x(CR^{39}R^{40})_yR^{41}$ , wherein;

x and y are each independently 0 or 1,

$R^{37}$ ,  $R^{38}$  and  $R^{39}$  are each, independently:

- (A) a hydrogen atom,
- (B) a group of the formula  $-OR^{42}$ , wherein  $R^{42}$  is a hydrogen atom, or an alkyl or acyl group of 1 to 7 carbon atoms, or
- (C) branched or unbranched alkyl of 1 to 3 carbon atoms or cycloalkyl of 3 to 5 carbon atoms,

$R^{40}$  is:

- (A) a hydrogen atom,
- (B) a group of the formula  $-OR^{42}$ , wherein  $R^{42}$  is a hydrogen atom, or an alkyl or acyl group of 1 to 7 carbon atoms,
- (C) branched or unbranched alkyl of 1 to 3 carbon atoms or cycloalkyl of 3 to 5 carbon atoms, or
- (D) aryl which is selected from the class consisting of phenyl, 2-naphthyl, 2-, 3-, 5- or 6-indolyl, 2- or 3-thiophenyl, 2-, 3- or 4-pyridyl, 2-, 4- or 5-pyrimidinyl, 2- or 3-furyl, 1-, 2- or 3-pyrrolyl, 2-, 4- or 5-oxazolyl, 2-, 4- or 5-thiazolyl, 1-, 3-, 4- or 5-pyrazolyl, 3-, 4- or 5-isoxazolyl, 1-, 2-, 4- or 5-imidazolyl, 3-, 4- or 5-isothiazolyl, 4- or 5-oxadiazolyl, 1-, 4- or 5-triazolyl, 2-thiadiazolyl, 3- or 4-pyridazinyl, 2-pyrazinyl, 2-triazinyl, 2-, -3, 6- or 7-indolizynyl, 2-, 3-, 5- or 6-isoindolyl, 2-, 3-, 5- or 6-

benzo[b]furanyl, 2-, 3-, 5- or 6-benzo[b]thiophenyl, 3-, 5- or 6-indazolyl, 2-, 5- or 6-benzthiazolyl, 2-, 5- or 6-benzimidazolyl, 2-, 3-, 6- or 7-quinolinyl, 3-, 6- or 7-isoquinolinyl, 2- or 8-purinylyl, 2-, 3-, 7- or 8-quinolizinylyl, 3-, 6- or 7-cinnolinyl, 6- or 7-phthalaninylyl, 2-, 3-, 6- or 7-quinoxalinylyl, 2-, 3-, 6- or 7-naphthyridinylyl, 2-, 6- or 7-pteridinylyl and 2-, 6- or 7-quinazolinylyl,

wherein one or more of the hydrogen atoms of said aryl group may be optionally and independently replaced with:

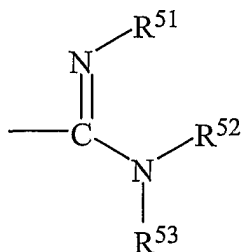
- (i) R<sup>43</sup>, which is aryl selected from the class consisting of phenyl, 2-naphthyl, 2-, 3-, 5- or 6-indolyl, 2- or 3-thiophenyl, 2-, 3- or 4-pyridyl, 2-, 4- or 5-pyrimidinyl, 2- or 3-furylyl, 1-, 2- or 3-pyrrolylyl, 2-, 4- or 5-oxazolyl, 2-, 4- or 5-thiazolyl, 1-, 3-, 4- or 5-pyrazolyl, 3-, 4- or 5-isoxazolyl, 1-, 2-, 4- or 5-imidazolyl, 3-, 4- or 5-isothiazolyl, 4- or 5-oxadiazolyl, 1-, 4- or 5-triazolyl, 2-thiadiazolyl, 3- or 4-pyridazinyl, 2-pyrazinyl, 2-triazinyl, 2-, 3-, 6- or 7-indolizinylyl, 2-, 3-, 5- or 6-isoindolyl, 2-, 3-, 5- or 6-benzo[b]furanyl, 2-, 3-, 5- or 6-benzo[b]thiophenyl, 3-, 5- or 6-indazolyl, 2-, 5- or 6-benzthiazolyl, 2-, 5- or 6-benzimidazolyl, 2-, 3-, 6- or 7-quinolinyl, 3-, 6- or 7-isoquinolinyl, 2- or 8-purinylyl, 2-, 3-, 7- or 8-quinolizinylyl, 3-, 6- or 7-cinnolinyl, 6- or 7-phthalaninylyl, 2-, 3-, 6- or 7-quinoxalinylyl, 2-, 3-, 6- or 7-naphthyridinylyl, 2-, 6- or 7-pteridinylyl and 2-, 6- or 7-quinazolinylyl,

wherein one or more of the hydrogen atoms of said aryl group may be optionally and independently replaced with:

- (a) branched or unbranched alkyl of 1 to 6 carbon atoms or cycloalkyl of 3 to 6 carbon atoms, which alkyl or cycloalkyl group may be mono- or polysubstituted with halogen or oxo,

- (b) -COOH,
- (c) -SO<sub>2</sub>OH,
- (d) -PO(OH)<sub>2</sub>,
- (e) a group of the formula -COOR<sup>44</sup>, wherein R<sup>44</sup> is straight or branched alkyl of 1 to 5 carbon atoms or cycloalkyl of 3 to 5 carbon atoms,
- (f) a group of the formula -NR<sup>45</sup>R<sup>46</sup>, wherein R<sup>45</sup> and R<sup>46</sup> are each, independently, a hydrogen atom, alkyl or fluoroalkyl of 1 to 6 carbon atoms, cycloalkyl of 3 to 6 carbon atoms or acyl of 1 to 7 carbon atoms, or wherein R<sup>45</sup> and R<sup>46</sup> constitute a saturated hydrocarbon bridge of 3 to 5 carbon atoms which together with the nitrogen atom between them form a heterocyclic ring,
- (g) a group of the formula -CONR<sup>47</sup>R<sup>48</sup>, wherein R<sup>47</sup> and R<sup>48</sup> are each independently a hydrogen atom, alkyl or fluoroalkyl of 1 to 6 carbon atoms or cycloalkyl of 3 to 6 carbon atoms, or wherein R<sup>47</sup> and R<sup>48</sup> constitute a saturated hydrocarbon bridge of 3 to 5 carbon atoms which together with the nitrogen atom between them form a heterocyclic ring,
- (h) a group of the formula -OR<sup>49</sup>, wherein R<sup>49</sup> is a hydrogen atom, or an alkyl, fluoroalkyl or acyl group of 1 to 7 carbon atoms,
- (i) a group of the formula -SR<sup>50</sup>, wherein R<sup>50</sup> is a hydrogen atom, or an alkyl, fluoroalkyl or acyl group of 1 to 7 carbon atoms,
- (j) cyano,
- (k) nitro,

- (l) an amidino group of the formula



wherein  $R^{51}$ ,  $R^{52}$  and  $R^{53}$  are each, independently, a hydrogen atom or alkyl of 1 to 3 carbon atoms, and wherein two of  $R^{51}$ ,  $R^{52}$  and  $R^{53}$  may additionally constitute a saturated hydrocarbon bridge of 3 to 5 carbon atoms which together with the nitrogen atom(s) between them form a heterocyclic ring, or

- (m) halogen,
- (ii) methyl, which may be mono- or polysubstituted with fluorine atoms and additionally may be monosubstituted with  $R^{43}$ ,
- (iii) branched or unbranched alkyl of 2 to 6 carbon atoms or cycloalkyl of 3 to 6 carbon atoms, which alkyl or cycloalkyl group may be mono- or polysubstituted with halogen or oxo,
- (iv) a group of the formula  $-COOR^{54}$ , wherein  $R^{54}$  is straight or branched alkyl of 1 to 5 carbon atoms or cycloalkyl of 3 to 5 carbon atoms,
- (v) a group of the formula  $-NR^{55}R^{56}$ , wherein  $R^{55}$  and  $R^{56}$  are each, independently, a hydrogen atom, alkyl or fluoroalkyl of 1 to 6 carbon atoms, cycloalkyl of 3 to 6 carbon atoms or acyl of 1 to 7 carbon atoms, or wherein  $R^{55}$  and  $R^{56}$  constitute a saturated hydrocarbon bridge of 3 to 5 carbon atoms which together with the nitrogen atom between them

form a heterocyclic ring, and wherein one of R<sup>55</sup> and R<sup>56</sup> may additionally be the group R<sup>43</sup>,

- (vi) a group of the formula –CONR<sup>57</sup>R<sup>58</sup>, wherein R<sup>57</sup> and R<sup>58</sup> are each, independently, a hydrogen atom, alkyl or fluoroalkyl of 1 to 6 carbon atoms or cycloalkyl of 3 to 6 carbon atoms, or wherein R<sup>57</sup> and R<sup>58</sup> constitute a saturated hydrocarbon bridge of 3 to 5 carbon atoms which together with the nitrogen atom between them form a heterocyclic ring, and wherein one of R<sup>57</sup> and R<sup>58</sup> may additionally be the group R<sup>43</sup>,
- (vii) a group of the formula –COR<sup>59</sup>, wherein R<sup>59</sup> is a hydrogen atom, straight or branched alkyl of 1 to 5 carbon atoms, cycloalkyl of 3 to 5 carbon atoms or R<sup>43</sup>,
- (viii) a group of the formula –OR<sup>60</sup>, wherein R<sup>60</sup> is a hydrogen atom, an alkyl, fluoroalkyl or acyl group of 1 to 7 carbon atoms, or R<sup>43</sup>,
- (ix) a group of the formula –SR<sup>61</sup>, wherein R<sup>61</sup> is a hydrogen atom, an alkyl, fluoroalkyl or acyl group of 1 to 7 carbon atoms, or R<sup>43</sup>,
- (x) cyano,
- (xi) nitro, or
- (xii) halogen,

R<sup>41</sup> is:

aryl selected from the class consisting of phenyl, 2-naphthyl, 2-, 3-, 5- or 6-indolyl, 2- or 3-thiophenyl, 2-, 3- or 4-pyridyl, 2-, 4- or 5-pyrimidinyl, 2- or 3-furyl, 1-, 2- or 3-pyrrolyl, 2-, 4- or 5-oxazolyl, 2-, 4- or 5-thiazolyl, 1-, 3-, 4- or 5-pyrazolyl, 3-, 4- or 5-isoxazolyl, 1-, 2-, 4- or 5-imidazolyl,

3-, 4- or 5-isothiazolyl, 4- or 5-oxadiazolyl, 1-, 4- or 5-triazolyl, 2-thiadiazolyl, 3- or 4-pyridazinyl, 2-pyrazinyl, 2-triazinyl, 2-, -3, 6- or 7-indoliziny, 2-, 3-, 5- or 6-isoindolyl, 2-, 3-, 5- or 6-benzo[b]furanyl, 2-, 3-, 5- or 6-benzo[b]thiophenyl, 3-, 5- or 6-indazolyl, 2-, 5- or 6-benzthiazolyl, 2-, 5- or 6-benzimidazolyl, 2-, 3-, 6- or 7-quinolinyl, 3-, 6- or 7-isoquinolinyl, 2- or 8-puriny, 2-, 3-, 7- or 8-quinoliziny, 3-, 6- or 7-cinnolinyl, 6- or 7-phthalaniny, 2-, 3-, 6- or 7-quinoxaliny, 2-, 3-, 6- or 7-napthyridiny, 2-, 6- or 7-pteridiny and 2-, 6- or 7-quinazoliny,

wherein one or more of the hydrogen atoms of said aryl group may be optionally and independently replaced with:

- (A) R<sup>62</sup>, which is aryl selected from the class consisting of phenyl, 2-naphthyl, 2-, 3-, 5- or 6-indolyl, 2- or 3-thiophenyl, 2-, 3- or 4-pyridyl, 2-, 4- or 5-pyrimidinyl, 2- or 3-furyl, 1-, 2- or 3-pyrrolyl, 2-, 4- or 5-oxazolyl, 2-, 4- or 5-thiazolyl, 1-, 3-, 4- or 5-pyrazolyl, 3-, 4- or 5-isoxazolyl, 1-, 2-, 4- or 5-imidazolyl, 3-, 4- or 5-isothiazolyl, 4- or 5-oxadiazolyl, 1-, 4- or 5-triazolyl, 2-thiadiazolyl, 3- or 4-pyridazinyl, 2-pyrazinyl, 2-triazinyl, 2-, -3, 6- or 7-indoliziny, 2-, 3-, 5- or 6-isoindolyl, 2-, 3-, 5- or 6-benzo[b]furanyl, 2-, 3-, 5- or 6-benzo[b]thiophenyl, 3-, 5- or 6-indazolyl, 2-, 5- or 6-benzthiazolyl, 2-, 5- or 6-benzimidazolyl, 2-, 3-, 6- or 7-quinolinyl, 3-, 6- or 7-isoquinolinyl, 2- or 8-puriny, 2-, 3-, 7- or 8-quinoliziny, 3-, 6- or 7-cinnolinyl, 6- or 7-phthalaniny, 2-, 3-, 6- or 7-quinoxaliny, 2-, 3-, 6- or 7-napthyridiny, 2-, 6- or 7-pteridiny and 2-, 6- or 7-quinazoliny,

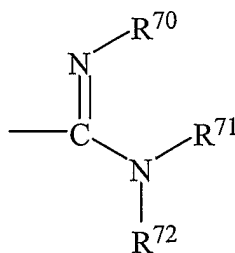
wherein one or more of the hydrogen atoms of said aryl group may be optionally and independently replaced with:

- (i) branched or unbranched alkyl of 1 to 6 carbon atoms or cycloalkyl of 3 to 6 carbon atoms, which alkyl or

cycloalkyl group may be mono- or polysubstituted with halogen or oxo,

- (ii) -COOH,
- (iii) -SO<sub>2</sub>OH,
- (iv) -PO(OH)<sub>2</sub>,
- (v) a group of the formula -COOR<sup>63</sup>, wherein R<sup>63</sup> is straight or branched alkyl of 1 to 5 carbon atoms or cycloalkyl of 3 to 5 carbon atoms,
- (vi) a group of the formula -NR<sup>64</sup>R<sup>65</sup>, wherein R<sup>64</sup> and R<sup>65</sup> are each, independently, a hydrogen atom, alkyl or fluoroalkyl of 1 to 6 carbon atoms, cycloalkyl of 3 to 6 carbon atoms or acyl of 1 to 7 carbon atoms, or wherein R<sup>64</sup> and R<sup>65</sup> constitute a saturated hydrocarbon bridge of 3 to 5 carbon atoms which together with the nitrogen atom between them form a heterocyclic ring,
- (vii) a group of the formula -CONR<sup>66</sup>R<sup>67</sup>, wherein R<sup>66</sup> and R<sup>67</sup> are each, independently, a hydrogen atom, alkyl or fluoroalkyl of 1 to 6 carbon atoms or cycloalkyl of 3 to 6 carbon atoms, or wherein R<sup>66</sup> and R<sup>67</sup> constitute a saturated hydrocarbon bridge of 3 to 5 carbon atoms which together with the nitrogen atom between them form a heterocyclic ring,
- (viii) a group of the formula -OR<sup>68</sup>, wherein R<sup>68</sup> is a hydrogen atom, or an alkyl, fluoroalkyl or acyl group of 1 to 7 carbon atoms,

- (ix) a group of the formula  $-SR^{69}$ , wherein  $R^{69}$  is a hydrogen atom, or an alkyl, fluoroalkyl or acyl group of 1 to 7 carbon atoms,
- (x) cyano,
- (xi) nitro, or
- (xii) an amidino group of the formula



wherein  $R^{70}$ ,  $R^{71}$  and  $R^{72}$  are each, independently, a hydrogen atom or alkyl or fluoroalkyl of 1 to 3 carbon atoms, and wherein two of  $R^{70}$ ,  $R^{71}$  and  $R^{72}$  may additionally constitute a saturated hydrocarbon bridge of 3 to 5 carbon atoms which together with the nitrogen atom(s) between them form a heterocyclic ring, or

- (xiii) halogen,
- (B) methyl, which may be mono- or polysubstituted with fluorine atoms and additionally may be monosubstituted with  $R^{62}$ ,
- (C) branched or unbranched alkyl of 2 to 6 carbon atoms or cycloalkyl of 3 to 6 carbon atoms, which alkyl or cycloalkyl group may be mono- or polysubstituted with halogen or oxo,

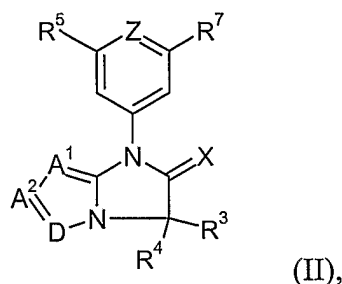
- (D) a group of the formula  $-\text{COOR}^{73}$ , wherein  $\text{R}^{73}$  is straight or branched alkyl of 1 to 5 carbon atoms or cycloalkyl of 3 to 5 carbon atoms,
- (E) a group of the formula  $-\text{NR}^{74}\text{R}^{75}$ , wherein  $\text{R}^{74}$  and  $\text{R}^{75}$  are each, independently, a hydrogen atom, alkyl or fluoroalkyl of 1 to 6 carbon atoms, cycloalkyl of 3 to 6 carbon atoms or acyl of 1 to 7 carbon atoms, or wherein  $\text{R}^{74}$  and  $\text{R}^{75}$  constitute a saturated hydrocarbon bridge of 3 to 5 carbon atoms which together with the nitrogen atom between them form a heterocyclic ring, and wherein one of  $\text{R}^{74}$  and  $\text{R}^{75}$  may additionally be the group  $\text{R}^{62}$ ,
- (F) a group of the formula  $-\text{CONR}^{76}\text{R}^{77}$ , wherein  $\text{R}^{76}$  and  $\text{R}^{77}$  are each, independently, a hydrogen atom, alkyl or fluoroalkyl of 1 to 6 carbon atoms or cycloalkyl of 3 to 6 carbon atoms, or wherein  $\text{R}^{76}$  and  $\text{R}^{77}$  constitute a saturated hydrocarbon bridge of 3 to 5 carbon atoms which together with the nitrogen atom between them form a heterocyclic ring, and wherein one of  $\text{R}^{76}$  and  $\text{R}^{77}$  may additionally be the group  $\text{R}^{62}$ ,
- (G) a group of the formula  $-\text{COR}^{78}$ , wherein  $\text{R}^{78}$  is a hydrogen atom, straight or branched alkyl of 1 to 5 carbon atoms, cycloalkyl of 3 to 5 carbon atoms or  $\text{R}^{62}$ ,
- (H) a group of the formula  $-\text{OR}^{79}$ , wherein  $\text{R}^{79}$  is a hydrogen atom, an alkyl, fluoroalkyl or acyl group of 1 to 7 carbon atoms, or  $\text{R}^{62}$ ,
- (I) a group of the formula  $-\text{SR}^{80}$ , wherein  $\text{R}^{80}$  is a hydrogen atom, an alkyl, fluoroalkyl or acyl group of 1 to 7 carbon atoms, or  $\text{R}^{62}$ ,
- (J) cyano,
- (K) nitro, or

(L) halogen;

R<sup>4</sup> is Cl or trifluoromethyl; and,

R<sup>5</sup> and R<sup>6</sup> are each, independently, a hydrogen, fluorine, chlorine, bromine or iodine atom, methyl or trifluoromethyl;

or a pharmaceutically acceptable salt thereof;



wherein:

A<sup>1</sup> is =N- or =C(H)-;

A<sup>2</sup> is =N-, =C(H)-, or =C(R')- wherein R' is halogen, -CN, -Oalkyl, -CO<sub>2</sub>alkyl or -SO<sub>2</sub>alkyl, wherein the foregoing alkyl moieties are of 1 to 3 carbon atoms;

D is =N-, =C(R<sup>1</sup>)-, =C(H)-, =C(SO<sub>2</sub>R<sup>1</sup>)-, =C(S(O)R<sup>1</sup>)-, =C(C(O)R<sup>1</sup>)-, =C(C(O)H)-, =C(SR<sup>1a</sup>)-, =C(OR<sup>1a</sup>)- or =C(NHR<sup>1a</sup>)-,

wherein R<sup>1</sup> is selected from the class consisting of:

(A) -R<sup>100</sup>, which is:

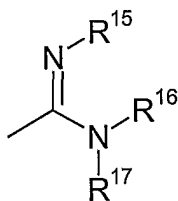
branched or unbranched alkyl of 1 to 6 carbon atoms, alkenyl of 2 to 6 carbon atoms or cycloalkyl or cycloalkenyl of 3 to 6 carbon atoms, in which alkyl, alkenyl, cycloalkyl or cycloalkenyl group one or more hydrogen atoms are optionally and independently replaced with:

- (i) halogen,
- (ii) oxo,
- (iii) aryl or heteroaryl which is selected from the class consisting of phenyl, naphthyl, indolyl, thiophenyl, pyridyl, pyrimidinyl, furyl, pyrrolyl, oxazolyl, thiazolyl, pyrazolyl, isoxazolyl, imidazolyl, isothiazolyl, oxadiazolyl, triazolyl, thiadiazolyl, pyridazinyl, pyrazinyl, triazinyl,

indoliziny, isoindolyl, benzo[b]furanyl, benzo[b]thiophenyl, indazolyl, benzthiazolyl, benzimidazolyl, quinolinyl, isoquinolinyl, purinyl, quinoliziny, cinnolinyl, pthalaninyl, quinoxalinyl, naphthyridinyl, pteridinyl and quinazoliny, wherein one or more hydrogen atoms of said aryl or heteroaryl group are optionally and independently replaced with:

- (a) alkyl of 1 to 3 carbon atoms,
- (b) -COOH,
- (c) -SO<sub>2</sub>OH,
- (d) -PO(OH)<sub>2</sub>,
- (e) a group of the formula -COOR<sup>8</sup>, wherein R<sup>8</sup> is straight or branched alkyl of 1 to 5 carbon atoms or cycloalkyl of 3 to 5 carbon atoms,
- (f) a group of the formula -NR<sup>9</sup>R<sup>10</sup>, wherein R<sup>9</sup> and R<sup>10</sup> are each independently a hydrogen atom, alkyl of 1 to 6 carbon atoms, cycloalkyl of 3 to 6 carbon atoms or acyl of 1 to 7 carbon atoms, or wherein R<sup>9</sup> and R<sup>10</sup> constitute a saturated hydrocarbon bridge of 3 to 5 carbon atoms which together with the nitrogen atom between them form a heterocyclic ring,
- (g) a group of the formula -CONR<sup>11</sup>R<sup>12</sup>, wherein R<sup>11</sup> and R<sup>12</sup> are each independently a hydrogen atom, alkyl of 1 to 6 carbon atoms or cycloalkyl of 3 to 6 carbon atoms, or wherein R<sup>11</sup> and R<sup>12</sup> constitute a saturated hydrocarbon bridge of 3 to 5 carbon atoms which together with the nitrogen atom between them form a heterocyclic ring, and wherein one carbon atom in said hydrocarbon bridge is optionally replaced by -O-, -S-, S(O)-, SO<sub>2</sub>-, -NH-, or -NMe-,
- (h) a group of the formula -OR<sup>13</sup>, wherein R<sup>13</sup> is a hydrogen atom, or an alkyl or acyl group of 1 to 7 carbon atoms,
- (i) a group of the formula -SR<sup>14</sup>, wherein R<sup>14</sup> is a hydrogen atom, or an alkyl or acyl group of 1 to 7 carbon atoms,
- (j) -CN, or

- (k) an amidino group of the formula

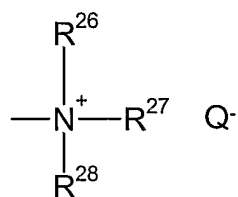


wherein R<sup>15</sup>, R<sup>16</sup> and R<sup>17</sup> are each, independently, a hydrogen atom or alkyl of 1 to 3 carbon atoms and wherein two of R<sup>15</sup>, R<sup>16</sup> and R<sup>17</sup> may additionally constitute a saturated hydrocarbon bridge of 3 to 5 carbon atoms which together with the nitrogen atom(s) between them form a heterocyclic ring,

- (l) halogen,
- (m) a group of the formula -NHCONHalkyl, wherein the alkyl moiety contains 1 to 3 carbon atoms,
- (n) a group of the formula -NHCOOalkyl, wherein the alkyl moiety contains 1 to 3 carbon atoms,
- (iv) a group of the formula -COOR<sup>18</sup>, wherein R<sup>18</sup> is straight or branched alkyl of 1 to 7 carbon atoms or cycloalkyl of 3 to 6 carbon atoms,
- (v) -CN,
- (vi) a group of the formula -CONR<sup>19</sup>R<sup>20</sup>, wherein R<sup>19</sup> and R<sup>20</sup> are each, independently, a hydrogen atom, alkyl of 1 to 6 carbon atoms or cycloalkyl of 3 to 6 carbon atoms, or wherein R<sup>19</sup> and R<sup>20</sup> constitute a saturated hydrocarbon bridge of 3 to 5 carbon atoms which together with the nitrogen atom between them form a heterocyclic ring, and wherein one carbon atom in said hydrocarbon bridge is optionally replaced by -O-, -S-, S(O)-, SO<sub>2</sub>-, -NH-, or -NMe-,
- (vii) a group of the formula -OR<sup>21</sup>, wherein R<sup>21</sup> is a hydrogen atom, or a straight or branched alkyl or acyl group of 1 to 7 carbon atoms, wherein one or more hydrogen atoms of said alkyl or acyl group are optionally replaced with a group independently selected from the class consisting of -OH, -Oalkyl (wherein the alkyl moiety contains 1 to 6 carbon atoms), -NH<sub>2</sub>, -NHMe and -NMe<sub>2</sub>,
- (viii) a group of the formula -SR<sup>22</sup>, wherein R<sup>22</sup> is a hydrogen atom, or an alkyl or acyl group of 1 to 7 carbon atoms, wherein one or more

hydrogen atoms of said alkyl or acyl group are optionally replaced with a group independently selected from the class consisting of -OH, -Oalkyl (wherein the alkyl moiety is 1 to 6 carbon atoms), -NH<sub>2</sub>, -NHMe and -NMe<sub>2</sub>,

- (ix) a group of the formula -NR<sup>23</sup>R<sup>24</sup>, wherein R<sup>23</sup> and R<sup>24</sup> are each, independently,
- a hydrogen atom,
  - straight or branched alkyl or acyl of 1 to 7 carbon atoms or cycloalkyl of 3 to 7 carbon atoms, wherein said one or more hydrogen atoms of said alkyl or acyl group are optionally replaced with a group independently selected from the class consisting of -OH, -Oalkyl (wherein the alkyl moiety is 1 to 6 carbon atoms), -NH<sub>2</sub>, -NHMe and -NMe<sub>2</sub>,
  - a group of the formula -(CH<sub>2</sub>)<sub>m</sub>COOH, wherein m is 0, 1 or 2,
  - a group of the formula -(CH<sub>2</sub>)<sub>n</sub>COOR<sup>25</sup>, wherein n is 0, 1 or 2, and wherein R<sup>25</sup> is straight or branched alkyl of 1 to 6 carbon atoms, or
  - a group of the formula -(CH<sub>2</sub>)<sub>n</sub>CONHR<sup>25</sup>, wherein n is 0, 1 or 2, and wherein R<sup>25</sup> is straight or branched alkyl of 1 to 6 carbon atoms,
- (x) a quaternary group of the formula



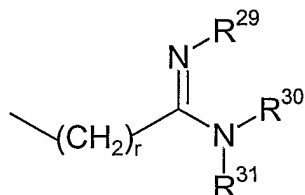
wherein R<sup>26</sup>, R<sup>27</sup> and R<sup>28</sup> are each, independently, a branched or unbranched alkyl group of 1 to 7 carbon atoms and Q<sup>-</sup> is a pharmaceutically acceptable counter ion,

- (xi) a saturated, or partially unsaturated heterocyclic group consisting of 3 to 7 ring atoms selected from N, O, C and S, including but not limited to imidazoliny, imidazolidiny, pyrroliny, pyrrolidinyl, piperidinyl, piperazinyl, morpholinyl, thiomorpholinyl, thiazolidiny, azepiny, tetrahydropyrany, tetrahydrofurany, benzodioxoly,

tetrahydrothiophenyl and sulfolanyl, wherein said heterocyclic group is optionally mono- or polysubstituted with oxo, and

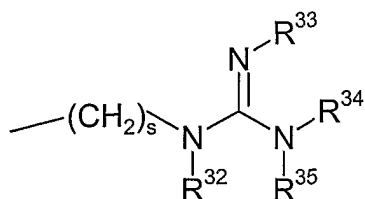
(xii) a cycloalkyl group of 3 to 7 carbon atoms,

- (B) branched or unbranched carboxylic acid groups of 3 to 6 carbon atoms,
- (C) branched or unbranched phosphonic acid groups of 2 to 6 carbon atoms,
- (D) branched or unbranched sulfonic acid groups of 2 to 6 carbon atoms,
- (E) amidino groups of the formula



wherein r is 2, 3, 4, 5 or 6, and R<sup>29</sup>, R<sup>30</sup> and R<sup>31</sup> are each, independently, a hydrogen atom or alkyl of 1 to 3 carbon atoms, and wherein two of R<sup>29</sup>, R<sup>30</sup> and R<sup>31</sup> may additionally constitute a saturated hydrocarbon bridge of 3 to 5 carbon atoms which together with the nitrogen atom(s) between them form a heterocyclic ring,

- (F) guanidino groups of the formula

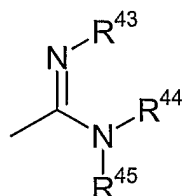


wherein s is 2, 3, 4, 5 or 6, and R<sup>32</sup>, R<sup>33</sup>, R<sup>34</sup> and R<sup>35</sup> are each, independently, a hydrogen atom or alkyl of 1 to 3 carbon atoms, and wherein two of R<sup>32</sup>, R<sup>33</sup>, R<sup>34</sup> and R<sup>35</sup> may additionally constitute a saturated hydrocarbon bridge of 3 to 5 carbon atoms which together with the nitrogen atom(s) between them form a heterocyclic ring,

- (G) aryl or heteroaryl which is selected from the class consisting of phenyl, naphthyl, indolyl, thiophenyl, pyridyl, pyrimidinyl, furyl, pyrrolyl, oxazolyl, thiazolyl, pyrazolyl, isoxazolyl, imidazolyl, isothiazolyl, oxadiazolyl, triazolyl, thiadiazolyl, pyridazinyl, pyrazinyl, triazinyl, indolizynyl, isoindolyl, benzo[b]furanyl, benzo[b]thiophenyl, indazolyl, benzthiazolyl, benzimidazolyl, quinolinyl, isoquinolinyl, purinyl, quinolizynyl, cinnolinyl, phtalaninyl, quinoxalinyl, naphthyridinyl, pteridinyl and quinazolynyl, wherein

one or more hydrogen atoms of said aryl or heteroaryl group are optionally and independently replaced with:

- (i) alkyl of 1 to 3 carbon atoms,
- (ii) -COOH,
- (iii) -SO<sub>2</sub>OH,
- (iv) -PO(OH)<sub>2</sub>,
- (v) a group of the formula -COOR<sup>36</sup>, wherein R<sup>36</sup> is straight or branched alkyl of 1 to 5 carbon atoms or cycloalkyl of 3 to 5 carbon atoms,
- (vi) a group of the formula -NR<sup>37</sup>R<sup>38</sup>, wherein R<sup>37</sup> and R<sup>38</sup> are each, independently, a hydrogen atom, alkyl of 1 to 6 carbon atoms, cycloalkyl of 3 to 6 carbon atoms or acyl of 1 to 7 carbon atoms, or wherein R<sup>37</sup> and R<sup>38</sup> constitute a saturated hydrocarbon bridge of 3 to 5 carbon atoms which together with the nitrogen atom between them form a heterocyclic ring,
- (vii) a group of the formula -CONR<sup>39</sup>R<sup>40</sup>, wherein R<sup>39</sup> and R<sup>40</sup> are each, independently, a hydrogen atom, alkyl of 1 to 6 carbon atoms or cycloalkyl of 3 to 6 carbon atoms, or wherein R<sup>39</sup> and R<sup>40</sup> constitute a saturated hydrocarbon bridge of 3 to 5 carbon atoms which together with the nitrogen atom between them form a heterocyclic ring, and wherein one carbon atom in said hydrocarbon bridge is optionally replaced by -O-, -S-, S(O)-, SO<sub>2</sub>-, -NH-, or -NMe-,
- (viii) a group of the formula -OR<sup>41</sup>, wherein R<sup>41</sup> is a hydrogen atom, or an alkyl or acyl group of 1 to 7 carbon atoms,
- (ix) a group of the formula -SR<sup>42</sup>, wherein R<sup>42</sup> is a hydrogen atom, or an alkyl or acyl group of 1 to 7 carbon atoms,
- (x) -CN, or
- (xi) an amidino group of the formula



wherein R<sup>43</sup>, R<sup>44</sup> and R<sup>45</sup> are each, independently, a hydrogen atom or alkyl of 1 to 3 carbon atoms, and wherein two of R<sup>43</sup>, R<sup>44</sup> and R<sup>45</sup> may

additionally constitute a saturated hydrocarbon bridge of 3 to 5 carbon atoms which together with the nitrogen atom(s) between them form a heterocyclic ring,

- (H) groups of the formula  $-NR^{46}R^{47}$ , wherein  $R^{46}$  and  $R^{47}$  are each independently a hydrogen atom, phenyl which is optionally mono- or polysubstituted with halogen, or  $R^{100}$ , wherein  $R^{100}$  is as hereinbefore defined,
- (I) saturated or unsaturated heterocyclic groups consisting of 3 to 7 ring atoms selected from N, O, C and S, or bicyclic heterocyclic groups consisting of 8 to 11 atoms selected from N, O, C and S, including but not limited to imidazoliny, imidazolidiny, pyrroliny, pyrrolidinyl, piperidinyl, piperazinyl, morpholiny, thiomorpholiny, thiazolidiny, azepiny, tetrahydropyranyl, tetrahydrofuranyl, benzodioxolyl, tetrahydrothiophenyl and sulfolanyl, wherein said heterocyclic group is optionally mono- or poly-substituted with moieties selected from the class consisting of:
- (i) oxo,
  - (ii)  $-OR^{101}$ , wherein  $R^{101}$  is:
    - (a) a hydrogen atom,
    - (b) alkyl of 1 to 7 carbons, wherein any hydrogen atom of said alkyl group is optionally replaced with  $-OH$ ,  $-OR^{110}$  (wherein  $R^{110}$  is an alkyl moiety of 1 to 6 carbon atoms),  $-NH_2$ ,  $-NHMe$  or  $-NMe_2$ ,
    - (c) acyl of 1 to 7 carbons, wherein any hydrogen atom of said acyl group is optionally replaced with  $-OH$ ,  $-OR^{111}$  (wherein  $R^{111}$  is an alkyl moiety of 1 to 6 carbon atoms),  $-NH_2$ ,  $-NHMe$  or  $-NMe_2$ ,
    - (d)  $-CONR^{102}R^{103}$ , wherein  $R^{102}$  and  $R^{103}$  are each independently a hydrogen atom or alkyl of 1 to 7 atoms, or wherein  $R^{102}$  and  $R^{103}$  constitute a saturated hydrocarbon bridge of 3 to 5 carbon atoms which together with the nitrogen atom between them form a heterocyclic ring, and wherein one carbon atom in said hydrocarbon bridge is optionally replaced by  $-O-$ ,  $-S-$ ,  $S(O)-$ ,  $SO_2-$ ,  $-NH-$ , or  $-NMe-$ , or
    - (e)  $-COOR^{104}$ , wherein  $R^{104}$  is alkyl of 1 to 7 atoms,
  - (iii)  $-CONR^{105}R^{106}$ , wherein  $R^{105}$  and  $R^{106}$  are each independently:

- (a) a hydrogen atom,
- (b) straight or branched alkyl of 1 to 7 atoms or cycloalkyl of 3 to 7 atoms,
- (c) benzoyl,
- (d) benzyl or
- (e) phenyl, wherein said phenyl ring is optionally mono- or polysubstituted with  $-OR^{112}$ , wherein  $R^{112}$  is alkyl of 1 to 6 carbon atoms,

or, wherein  $R^{105}$  and  $R^{106}$  constitute a saturated hydrocarbon bridge of 3 to 5 carbon atoms which together with the nitrogen atom between them form a heterocyclic ring, and wherein one carbon atom in said hydrocarbon bridge is optionally replaced by  $-O-$ ,  $-S-$ ,  $S(O)-$ ,  $SO_2-$ ,  $-NH-$ , or  $-NMe-$ ,

- (iv)  $-COOR^{107}$ , wherein  $R^{107}$  is a hydrogen atom, or straight or branched alkyl of 1 to 7 carbon atoms ,
- (v) straight or branched alkyl of 1 to 7 carbon atoms, alkenyl or alkynyl of 2 to 7 carbon atoms, or cycloalkyl of 3 to 7 carbons, wherein one or more hydrogen atoms of said alkyl, alkenyl, alkynyl or cycloalkyl group is optionally replaced with a moiety independently selected from the class consisting of:
  - (a) oxo,
  - (b)  $-OH$ ,
  - (c)  $-OR^{113}$ , wherein  $R^{113}$  is alkyl of 1 to 6 carbon atoms,
  - (d)  $-OCOCH_3$ ,
  - (e)  $-NH_2$ ,
  - (f)  $-NHMe$ ,
  - (g)  $-NMe_2$ ,
  - (h)  $-CO_2H$ , and
  - (i)  $-CO_2 R^{114}$  wherein  $R^{114}$  is alkyl of 1 to 3 carbon atoms, or cycloalkyl of 3 to 7 carbons,
- (vi) acyl of 1 to 7 carbon atoms, which may be straight, branched or cyclic, and wherein one or more hydrogen atoms of said acyl group is

optionally replaced with a moiety independently selected from the class consisting of:

- (a) -OH,
- (b) -OR<sup>115</sup>, wherein R<sup>115</sup> is alkyl of 1 to 6 carbon atoms,
- (c) -NH<sub>2</sub>,
- (d) -NHMe,
- (e) -NMe<sub>2</sub>,
- (f) -NHCOMe,
- (g) oxo,
- (h) -CO<sub>2</sub> R<sup>116</sup>, wherein R<sup>116</sup> is alkyl of 1 to 3 carbon atoms,
- (i) -CN,
- (j) the halogen atoms,
- (k) heterocycles selected from the class consisting of imidazoliny, imidazolidiny, pyrroliny, pyrrolidinyl, piperidiny, piperazinyl, morpholiny, thiomorpholiny, thiazolidiny, azepiny, tetrahydropyrany, tetrahydrofurany, benzodioxoly, tetrahydrothiophenyl and sulfolany, and
- (l) aryl or heteroaryl selected from the class consisting of phenyl, naphthyl, indoly, thiophenyl, pyridyl, pyrimidinyl, furyl, pyrroly, oxazolyl, thiazolyl, pyrazolyl, isoxazolyl, imidazolyl, isothiazolyl, oxadiazolyl, triazolyl, thiadiazolyl, pyridazinyl, pyrazinyl, triazinyl, indolizinyl, isoindoly, benzo[b]furany, benzo[b]thiophenyl, indazolyl, benzthiazolyl, benzimidazolyl, quinolinyl, isoquinolinyl, purinyl, quinolizinyl, cinnolinyl, pthalaninyl, quinoxalinyl, naphthyridinyl, pteridinyl and quinazolinyl,
- (vii) -SO<sub>2</sub>R<sup>108</sup>, wherein R<sup>108</sup> is:
  - (a) aryl or heteroaryl which is selected from the group consisting of phenyl, naphthyl, indoly, thiophenyl, pyridyl, pyrimidinyl, furyl, pyrroly, oxazolyl, thiazolyl, pyrazolyl, isoxazolyl, imidazolyl, isothiazolyl, oxadiazolyl, triazolyl, thiadiazolyl, pyridazinyl, pyrazinyl, triazinyl, indolizinyl, isoindoly, benzo[b]furany, benzo[b]thiophenyl, indazolyl, benzthiazolyl, benzimidazolyl,

- quinolinyl, isoquinolinyl, purinyl, quinoliziny, cinnolinyl, pthalaninyl, quinoxalinyl, naphthyridinyl, pteridinyl and quinazolinyl, wherein said aryl or heteroaryl moiety is optionally substituted with one or more moieties selected from the class consisting of the halogen atoms, straight or branched alkyl of 1 to 6 carbons, and -OR<sup>117</sup> (wherein R<sup>117</sup> is hydrogen or alkyl of 1 to 6 carbon atoms),
- (b) a heterocyclic group selected from the class consisting of imidazoliny, imidazolidinyl, pyrroliny, pyrrolidinyl, piperidinyl, piperazinyl, morpholinyl, thiomorpholinyl, thiazolidinyl, azepiny, tetrahydropyranyl, tetrahydrofuranyl, benzodioxoly, tetrahydrothiophenyl and sulfolanyl, wherein said heterocyclic group is optionally substituted with one or more moieties selected from the class consisting of the halogen atoms, straight or branched alkyl of 1 to 6 carbons, and -OR<sup>118</sup> (wherein R<sup>118</sup> is hydrogen or alkyl of 1 to 6 carbon atoms), or
- (c) straight or branched alkyl of 1 to 7 atoms, wherein said alkyl moiety is optionally substituted with one or more moieties selected from the class consisting of the halogen atoms, straight or branched alkyl of 1 to 6 carbons, and -OR<sup>119</sup> (wherein R<sup>119</sup> is hydrogen or alkyl of 1 to 6 carbon atoms),
- (viii) -COR<sup>109</sup>, wherein R<sup>109</sup> is:
- (a) aryl or heteroaryl which is selected from the class consisting of phenyl, naphthyl, indolyl, thiophenyl, pyridyl, pyrimidinyl, furyl, pyrrolyl, oxazolyl, thiazolyl, pyrazolyl, isoxazolyl, imidazolyl, isothiazolyl, oxadiazolyl, triazolyl, thiadiazolyl, pyridazinyl, pyrazinyl, triazinyl, indoliziny, isoindolyl, benzo[b]furanyl, benzo[b]thiophenyl, indazolyl, benzthiazolyl, benzimidazolyl, quinolinyl, isoquinolinyl, purinyl, quinoliziny, cinnolinyl, pthalaninyl, quinoxalinyl, naphthyridinyl, pteridinyl and quinazolinyl, wherein said aryl or heteroaryl moiety is optionally substituted with one or more moieties selected from the class consisting of the halogen atoms, straight or branched alkyl of 1 to

6 carbons, and -OR<sup>120</sup> (wherein R<sup>120</sup> is hydrogen or alkyl of 1 to 6 carbon atoms),

- (b) a heterocyclic group selected from the class consisting of imidazoliny, imidazolidiny, pyrroliny, pyrrolidinyl, piperidinyl, piperazinyl, morpholinyl, thiomorpholinyl, thiazolidiny, azepiny, tetrahydropyranyl, tetrahydrofuranly, benzodioxolyl, tetrahydrothiophenyl and sulfolanyl, wherein said heterocyclyl is optionally substituted with one or more halogen, straight or branched alkyl of 1 to 6 carbons, or -OR<sup>121</sup> (wherein R<sup>121</sup> is hydrogen or alkyl of 1 to 6 carbon atoms), or
- (c) straight or branched alkyl of 1 to 7 atoms, wherein said alkyl moiety is optionally substituted with one or more moieties selected from the class consisting of the halogen atoms, straight or branched alkyl of 1 to 6 carbons, and -OR<sup>122</sup> (wherein R<sup>122</sup> is hydrogen or alkyl of 1 to 6 carbon atoms),

(ix) -CHO,

(x) the halogen atoms, and

(xi) aryl or heteroaryl which is selected from the class consisting of phenyl, naphthyl, indolyl, thiophenyl, pyridyl, pyrimidinyl, furyl, pyrrolyl, oxazolyl, thiazolyl, pyrazolyl, isoxazolyl, imidazolyl, isothiazolyl, oxadiazolyl, triazolyl, thiadiazolyl, pyridazinyl, pyrazinyl, triazinyl, indoliziny, isoindolyl, benzo[b]furanyl, benzo[b]thiophenyl, indazolyl, benzthiazolyl, benzimidazolyl, quinolinyl, isoquinolinyl, purinyl, quinoliziny, cinnolinyl, pthalaninyl, quinoxalinyl, naphthyridinyl, pteridinyl and quinazoliny,

(J) the halogen atoms, and

(K) -CN, and

wherein R<sup>1a</sup> is R<sup>100</sup>;

X is an oxygen or sulfur atom;

R<sup>3</sup> is:

(A) a hydrogen atom, or

(B) branched or unbranched alkyl of 1 to 3 carbon atoms or cycloalkyl of 3 to 5 carbon atoms wherein said alkyl or cycloalkyl group is optionally substituted with:

- (i) a group of the formula  $-OR^{48}$ , wherein  $R^{48}$  is a hydrogen atom, or an alkyl or acyl group of 1 to 7 carbon atoms, or
- (ii) a group of the formula  $-NR^{49}R^{50}$ , wherein  $R^{49}$  and  $R^{50}$  are each, independently, a hydrogen atom, alkyl of 1 to 2 carbon atoms, or acyl of 1 to 2 carbon atoms;

$R^4$  is a group of the formula  $-(CR^{51}R^{52})_x(CR^{53}R^{54})_yR^{55}$ , wherein,

x is 0 or 1,

y is 0 or 1,

$R^{51}$ ,  $R^{52}$  and  $R^{53}$  are each, independently:

- (A) a hydrogen atom,
- (B) a group of the formula  $-OR^{56}$ , wherein  $R^{56}$  is a hydrogen atom, or an alkyl or acyl group of 1 to 7 carbon atoms, or
- (C) branched or unbranched alkyl of 1 to 3 carbon atoms or cycloalkyl of 3 to 5 carbon atoms,

$R^{54}$  is:

- (A) a group of the formula  $R^{57}$ , wherein  $R^{57}$  is independently selected from the same class as is  $R^1$ , or
- (B) a group of the formula  $-OR^{58}$ , wherein  $R^{58}$  is independently selected from the same class as is  $R^1$ ;

$R^{55}$  is:

aryl or heteroaryl which is selected from the class consisting of phenyl, naphthyl, indolyl, thiophenyl, pyridyl, pyrimidinyl, furyl, pyrrolyl, oxazolyl, thiazolyl, pyrazolyl, isoxazolyl, imidazolyl, isothiazolyl, oxadiazolyl, triazolyl, thiadiazolyl, pyridazinyl, pyrazinyl, triazinyl, indolizinyl, isoindolyl, benzo[b]furanyl, benzo[b]thiophenyl, indazolyl, benzthiazolyl, benzimidazolyl, quinolinyl, isoquinolinyl, purinyl, quinolizinyl, cinnolinyl, phtalaninyl, quinoxalinyl, naphthyridinyl, pteridinyl and quinazolinyl, wherein one or more of the hydrogen atoms of said aryl or heteroaryl group is optionally and independently replaced with:

- (A) R<sup>59</sup>, which is aryl or heteroaryl selected from the class consisting of phenyl, naphthyl, indolyl, thiophenyl, pyridyl, pyrimidinyl, furyl, pyrrolyl, oxazolyl, thiazolyl, pyrazolyl, isoxazolyl, imidazolyl, isothiazolyl, oxadiazolyl, triazolyl, thiadiazolyl, pyridazinyl, pyrazinyl, triazinyl, indolizinyl, isoindolyl, benzo[b]furanyl, benzo[b]thiophenyl, indazolyl, benzthiazolyl, benzimidazolyl, quinoliny, isoquinoliny, purinyl, quinolizinyl, cinnoliny, pthalaniny, quinoxaliny, naphthyridiny, pteridiny and quinazoliny, wherein one or more of the hydrogen atoms of said aryl or heteroaryl group is optionally and independently replaced with:
- (i) branched or unbranched alkyl of 1 to 6 carbon atoms or cycloalkyl of 3 to 6 carbon atoms, which alkyl or cycloalkyl group is optionally mono- or polysubstituted with halogen or oxo,
  - (ii) a group of the formula  $-\text{COOR}^{60}$ , wherein R<sup>60</sup> is straight or branched alkyl of 1 to 5 carbon atoms or cycloalkyl of 3 to 5 carbon atoms,
  - (iii) a group of the formula  $-\text{NR}^{61}\text{R}^{62}$ , wherein R<sup>61</sup> and R<sup>62</sup> are each, independently, a hydrogen atom, alkyl or fluoroalkyl of 1 to 6 carbon atoms, cycloalkyl of 3 to 6 carbon atoms or acyl of 1 to 7 carbon atoms, or wherein R<sup>61</sup> and R<sup>62</sup> constitute a saturated hydrocarbon bridge of 3 to 5 carbon atoms which together with the nitrogen atom between them form a heterocyclic ring,
  - (iv) a group of the formula  $-\text{CONR}^{63}\text{R}^{64}$ , wherein R<sup>63</sup> and R<sup>64</sup> are each, independently, a hydrogen atom, alkyl or fluoroalkyl of 1 to 6 carbon atoms or cycloalkyl of 3 to 6 carbon atoms, or wherein R<sup>63</sup> and R<sup>64</sup> constitute a saturated hydrocarbon bridge of 3 to 5 carbon atoms which together with the nitrogen atom between them form a heterocyclic ring,
  - (v) a group of the formula  $-\text{OR}^{65}$ , wherein R<sup>65</sup> is a hydrogen atom, or an alkyl, fluoroalkyl or acyl group of 1 to 7 carbon atoms,
  - (vi) a group of the formula  $-\text{SR}^{66}$ , wherein R<sup>66</sup> is a hydrogen atom, or an alkyl, fluoroalkyl or acyl group of 1 to 7 carbon atoms,
  - (vii) -CN,

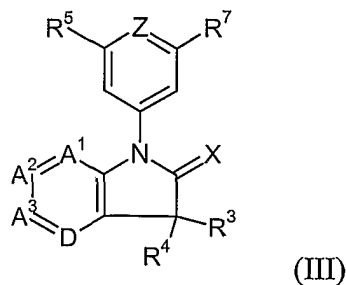
- (viii) nitro, or
- (ix) halogen,
- (B) methyl, which is optionally mono- or polysubstituted with fluorine atoms and additionally is optionally monosubstituted with R<sup>59</sup>,
- (C) branched or unbranched alkyl of 2 to 6 carbon atoms or cycloalkyl of 3 to 6 carbon atoms, which alkyl or cycloalkyl group is optionally mono- or polysubstituted with halogen or oxo,
- (D) a group of the formula –COOR<sup>67</sup>, wherein R<sup>67</sup> is straight or branched alkyl of 1 to 5 carbon atoms or cycloalkyl of 3 to 5 carbon atoms,
- (E) a group of the formula –NR<sup>68</sup>R<sup>69</sup>, wherein R<sup>68</sup> and R<sup>69</sup> are each, independently, a hydrogen atom, alkyl or fluoroalkyl of 1 to 6 carbon atoms, cycloalkyl of 3 to 6 carbon atoms or acyl of 1 to 7 carbon atoms, or wherein R<sup>68</sup> and R<sup>69</sup> constitute a saturated hydrocarbon bridge of 3 to 5 carbon atoms which together with the nitrogen atom between them form a heterocyclic ring, and wherein one of R<sup>68</sup> and R<sup>69</sup> may additionally be the group R<sup>59</sup>,
- (F) a group of the formula –CONR<sup>70</sup>R<sup>71</sup>, wherein R<sup>70</sup> and R<sup>71</sup> are each, independently, a hydrogen atom, alkyl or fluoroalkyl of 1 to 6 carbon atoms or cycloalkyl of 3 to 6 carbon atoms, or wherein R<sup>70</sup> and R<sup>71</sup> constitute a saturated hydrocarbon bridge of 3 to 5 carbon atoms which together with the nitrogen atom between them form a heterocyclic ring, and wherein one of R<sup>70</sup> and R<sup>71</sup> may additionally be the group R<sup>59</sup>,
- (G) a group of the formula –COR<sup>72</sup>, wherein R<sup>72</sup> is a hydrogen atom, straight or branched alkyl of 1 to 5 carbon atoms, cycloalkyl of 3 to 5 carbon atoms or R<sup>59</sup>,
- (H) a group of the formula –OR<sup>73</sup>, wherein R<sup>73</sup> is a hydrogen atom, an alkyl, fluoroalkyl or acyl group of 1 to 7 carbon atoms, or R<sup>59</sup>,
- (I) a group of the formula –SR<sup>74</sup>, wherein R<sup>74</sup> is a hydrogen atom, an alkyl, fluoroalkyl or acyl group of 1 to 7 carbon atoms, or R<sup>59</sup>,
- (J) –CN,
- (K) nitro, or
- (L) halogen;

R<sup>5</sup> is Cl or trifluoromethyl;

Z is =N- or =C(R<sup>6</sup>)- wherein R<sup>6</sup> is a hydrogen, fluorine, chlorine, bromine or iodine atom, methyl or trifluoromethyl; and,

R<sup>7</sup> is a hydrogen, fluorine, chlorine, bromine or iodine atom, methyl, -CN, nitro or trifluoromethyl, with the condition that when Z is =N- or =C(H)-, R<sup>7</sup> is chlorine, trifluoromethyl, -CN or nitro;

and pharmaceutically acceptable salts thereof;



wherein:

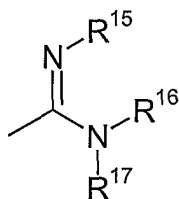
A<sup>1</sup>, A<sup>2</sup> and A<sup>3</sup> are each, independently, =N- or =CH-;

D is =N-, =CR<sup>1</sup>-, =CSO<sub>2</sub>R<sup>1</sup>-, =CSOR<sup>1</sup>-, =CSR<sup>1</sup>-, =COR<sup>1</sup>-, =CCOR<sup>1</sup>-, or =CNHR<sup>1</sup>-,  
wherein R<sup>1</sup> is:

- (A) a hydrogen atom,
- (B) branched or unbranched alkyl of 1 to 6 carbon atoms or cycloalkyl of 3 to 6 carbon atoms, which alkyl or cycloalkyl group may be mono- or polysubstituted with:
  - (i) halogen,
  - (ii) oxo,
  - (iii) aryl which is selected from the class consisting of phenyl, naphthyl, indolyl, thiophenyl, pyridyl, pyrimidinyl, furyl, pyrrolyl, oxazolyl, thiazolyl, pyrazolyl, isoxazolyl, imidazolyl, isothiazolyl, oxadiazolyl, triazolyl, thiadiazolyl, pyridazinyl, pyrazinyl, triazinyl, indolizinyl, isoindolyl, benzo[b]furanyl, benzo[b]thiophenyl, indazolyl, benzthiazolyl, benzimidazolyl, quinoliny, isoquinoliny, purinyl, quinoliziny, cinnoliny, pthalaniny, quinoxaliny, naphthyridiny, pteridiny and quinazoliny,

wherein one or more hydrogen atoms of said aryl group may be optionally and independently replaced with:

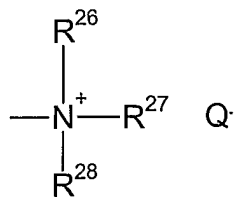
- (a) alkyl of 1 to 3 carbon atoms,
- (b) -COOH,
- (c) -SO<sub>2</sub>OH,
- (d) -PO(OH)<sub>2</sub>,
- (e) a group of the formula -COOR<sup>8</sup>, wherein R<sup>8</sup> is straight or branched alkyl of 1 to 5 carbon atoms or cycloalkyl of 3 to 5 carbon atoms,
- (f) a group of the formula -NR<sup>9</sup>R<sup>10</sup>, wherein R<sup>9</sup> and R<sup>10</sup> are each independently a hydrogen atom, alkyl of 1 to 6 carbon atoms, cycloalkyl of 3 to 6 carbon atoms or acyl of 1 to 7 carbon atoms, or wherein R<sup>9</sup> and R<sup>10</sup> constitute a saturated hydrocarbon bridge of 3 to 5 carbon atoms which together with the nitrogen atom between them form a heterocyclic ring,
- (g) a group of the formula -CONR<sup>11</sup>R<sup>12</sup>, wherein R<sup>11</sup> and R<sup>12</sup> are each independently a hydrogen atom, alkyl of 1 to 6 carbon atoms or cycloalkyl of 3 to 6 carbon atoms, or wherein R<sup>11</sup> and R<sup>12</sup> constitute a saturated hydrocarbon bridge of 3 to 5 carbon atoms which together with the nitrogen atom between them form a heterocyclic ring,
- (h) a group of the formula -OR<sup>13</sup>, wherein R<sup>13</sup> is a hydrogen atom, or an alkyl or acyl group of 1 to 7 carbon atoms,
- (i) a group of the formula -SR<sup>14</sup>, wherein R<sup>14</sup> is a hydrogen atom, or an alkyl or acyl group of 1 to 7 carbon atoms,
- (j) cyano, or
- (k) an amidino group of the formula



wherein R<sup>15</sup>, R<sup>16</sup> and R<sup>17</sup> are each, independently, a hydrogen atom or alkyl of 1 to 3 carbon atoms and wherein two of R<sup>15</sup>, R<sup>16</sup> and R<sup>17</sup> may additionally constitute a saturated hydrocarbon bridge of 3 to 5 carbon atoms which together with the nitrogen atom(s) between them form a heterocyclic ring,

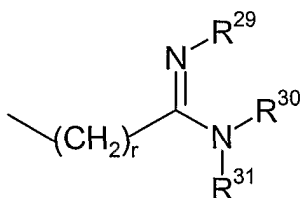
- (iv) a group of the formula -COOR<sup>18</sup>, wherein R<sup>18</sup> is straight or branched alkyl of 1 to 7 carbon atoms or cycloalkyl of 3 to 6 carbon atoms,
- (v) cyano,
- (vi) a group of the formula -CONR<sup>19</sup>R<sup>20</sup>, wherein R<sup>19</sup> and R<sup>20</sup> are each, independently, a hydrogen atom, alkyl of 1 to 6 carbon atoms or cycloalkyl of 3 to 6 carbon atoms, or wherein R<sup>19</sup> and R<sup>20</sup> constitute a saturated hydrocarbon bridge of 3 to 5 carbon atoms which together with the nitrogen atom between them form a heterocyclic ring,
- (vii) a group of the formula -OR<sup>21</sup>, wherein R<sup>21</sup> is a hydrogen atom, or an alkyl or acyl group of 1 to 7 carbon atoms,
- (viii) a group of the formula -SR<sup>22</sup>, wherein R<sup>22</sup> is a hydrogen atom, or an alkyl or acyl group of 1 to 7 carbon atoms,
- (ix) a group of the formula -NR<sup>23</sup>R<sup>24</sup>, wherein R<sup>23</sup> and R<sup>24</sup> are each, independently,
  - (a) a hydrogen atom,
  - (b) alkyl or acyl of 1 to 7 carbon atoms or cycloalkyl of 3 to 7 carbon atoms,
  - (c) a group of the formula -(CH<sub>2</sub>)<sub>m</sub>COOH, wherein m is 0, 1 or 2, or
  - (d) a group of the formula -(CH<sub>2</sub>)<sub>n</sub>COOR<sup>25</sup>, wherein n is 0, 1 or 2, wherein R<sup>25</sup> is straight or branched alkyl of 1 to 6 carbon atoms,
 or wherein R<sup>23</sup> and R<sup>24</sup> constitute a saturated hydrocarbon bridge of 3 to 5 carbon atoms which together with the nitrogen atom between them form a heterocyclic ring, or

(x) a quaternary group of the formula



wherein  $\text{R}^{26}$ ,  $\text{R}^{27}$  and  $\text{R}^{28}$  are each, independently, a branched or unbranched alkyl group of 1 to 7 carbon atoms and  $\text{Q}^-$  is a chlorine, bromine or iodine counterion,

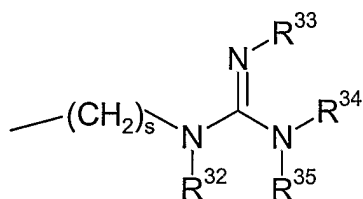
- (C) a branched or unbranched carboxylic acid group of 3 to 6 carbon atoms,  
 (D) a branched or unbranched phosphonic acid group of 2 to 6 carbon atoms,  
 (E) a branched or unbranched sulfonic acid group of 2 to 6 carbon atoms,  
 (F) an amidino group of the formula



wherein  $r$  is 2, 3, 4, 5 or 6, and

$\text{R}^{29}$ ,  $\text{R}^{30}$  and  $\text{R}^{31}$  are each, independently, a hydrogen atom or alkyl of 1 to 3 carbon atoms, and wherein two of  $\text{R}^{29}$ ,  $\text{R}^{30}$  and  $\text{R}^{31}$  may additionally constitute a saturated hydrocarbon bridge of 3 to 5 carbon atoms which together with the nitrogen atom(s) between them form a heterocyclic ring,

(G) an guanidino group of the formula

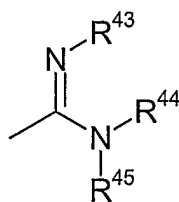


wherein  $s$  is 2, 3, 4, 5 or 6, and

$\text{R}^{32}$ ,  $\text{R}^{33}$ ,  $\text{R}^{34}$  and  $\text{R}^{35}$  are each, independently, a hydrogen atom or alkyl of 1 to 3 carbon atoms, and wherein two of  $\text{R}^{32}$ ,  $\text{R}^{33}$ ,  $\text{R}^{34}$  and  $\text{R}^{35}$  may additionally constitute a saturated hydrocarbon bridge of 3 to 5 carbon atoms which together with the nitrogen atom(s) between them form a heterocyclic ring,

- (H) aryl which is selected from the class consisting of phenyl, naphthyl, indolyl, thiophenyl, pyridyl, pyrimidinyl, furyl, pyrrolyl, oxazolyl, thiazolyl, pyrazolyl, isoxazolyl, imidazolyl, isothiazolyl, oxadiazolyl, triazolyl, thiadiazolyl, pyridazinyl, pyrazinyl, triazinyl, indolizinyl, isoindolyl, benzo[b]furanyl, benzo[b]thiophenyl, indazolyl, benzthiazolyl, benzimidazolyl, quinolinyl, isoquinolinyl, purinyl, quinolizinyl, cinnolinyl, pthalaninyl, quinoxalinyl, naphthyridinyl, pteridinyl and quinazolinyl, wherein one or more hydrogen atoms of said aryl group may be optionally and independently replaced with:
- (i) alkyl of 1 to 3 carbon atoms,
  - (ii) -COOH,
  - (iii) -SO<sub>2</sub>OH,
  - (iv) -PO(OH)<sub>2</sub>,
  - (v) a group of the formula -COOR<sup>36</sup>, wherein R<sup>36</sup> is straight or branched alkyl of 1 to 5 carbon atoms or cycloalkyl of 3 to 5 carbon atoms,
  - (vi) a group of the formula -NR<sup>37</sup>R<sup>38</sup>, wherein R<sup>37</sup> and R<sup>38</sup> are each, independently, a hydrogen atom, alkyl of 1 to 6 carbon atoms, cycloalkyl of 3 to 6 carbon atoms or acyl of 1 to 7 carbon atoms, or wherein R<sup>37</sup> and R<sup>38</sup> constitute a saturated hydrocarbon bridge of 3 to 5 carbon atoms which together with the nitrogen atom between them form a heterocyclic ring,
  - (vii) a group of the formula -CONR<sup>39</sup>R<sup>40</sup>, wherein R<sup>39</sup> and R<sup>40</sup> are each, independently, a hydrogen atom, alkyl of 1 to 6 carbon atoms or cycloalkyl of 3 to 6 carbon atoms, or wherein R<sup>39</sup> and R<sup>40</sup> constitute a saturated hydrocarbon bridge of 3 to 5 carbon atoms which together with the nitrogen atom between them form a heterocyclic ring,
  - (viii) a group of the formula -OR<sup>41</sup>, wherein R<sup>41</sup> is a hydrogen atom, or an alkyl or acyl group of 1 to 7 carbon atoms,
  - (ix) a group of the formula -SR<sup>42</sup>, wherein R<sup>42</sup> is a hydrogen atom, or an alkyl or acyl group of 1 to 7 carbon atoms,
  - (x) cyano, or

(xi) an amidino group of the formula



wherein  $R^{43}$ ,  $R^{44}$  and  $R^{45}$  are each, independently, a hydrogen atom or alkyl of 1 to 3 carbon atoms, and wherein two of  $R^{43}$ ,  $R^{44}$  and  $R^{45}$  may additionally constitute a saturated hydrocarbon bridge of 3 to 5 carbon atoms which together with the nitrogen atom(s) between them form a heterocyclic ring,

- (I) a group of the formula  $-NR^{46}R^{47}$ , wherein  $R^{46}$  and  $R^{47}$  are each independently a hydrogen atom, alkyl of 1 to 6 carbon atoms, cycloalkyl of 3 to 6 carbon atoms or acyl of 1 to 7 carbon atoms, or wherein  $R^{46}$  and  $R^{47}$  constitute a saturated hydrocarbon bridge of 3 to 5 carbon atoms which together with the nitrogen atom between them form a heterocyclic ring,
- (J) a morpholinyl moiety, or,
- (K) halogen;

X is an oxygen or sulfur atom;

$R^3$  is:

- (A) a hydrogen atom, or
- (B) branched or unbranched alkyl of 1 to 3 carbon atoms or cycloalkyl of 3 to 5 carbon atoms wherein said alkyl or cycloalkyl group may optionally be substituted with:
- (i) a group of the formula  $-OR^{48}$ , wherein  $R^{48}$  is a hydrogen atom, or an alkyl or acyl group of 1 to 7 carbon atoms, or
- (ii) a group of the formula  $-NR^{49}R^{50}$ , wherein  $R^{49}$  and  $R^{50}$  are each, independently, a hydrogen atom, alkyl of 1 to 2 carbon atoms, or acyl of 1 to 2 carbon atoms;

$R^4$  is a group of the formula  $-(CR^{51}R^{52})_x(CR^{53}R^{54})_yR^{55}$ , wherein;

x and y are each independently 0 or 1,

$R^{51}$ ,  $R^{52}$  and  $R^{53}$  are each, independently:

- (A) a hydrogen atom,

- (B) a group of the formula  $-OR^{56}$ , wherein  $R^{56}$  is a hydrogen atom, or an alkyl or acyl group of 1 to 7 carbon atoms, or
- (C) branched or unbranched alkyl of 1 to 3 carbon atoms or cycloalkyl of 3 to 5 carbon atoms,

$R^{54}$  is:

- (A) a group of the formula  $R^{57}$ ,  
wherein  $R^{57}$  is defined similarly to  $R^1$  above, or
- (B) a group of the formula  $-OR^{58}$ , wherein  $R^{58}$  is defined similarly to  $R^1$  above;

$R^{55}$  is:

aryl selected from the class consisting of phenyl, 2-naphthyl, 2-, 3-, 5- or 6-indolyl, 2- or 3-thiophenyl, 2-, 3- or 4-pyridyl, 2-, 4- or 5-pyrimidinyl, 2- or 3-furyl, 1-, 2- or 3-pyrrolyl, 2-, 4- or 5-oxazolyl, 2-, 4- or 5-thiazolyl, 1-, 3-, 4- or 5-pyrazolyl, 3-, 4- or 5-isoxazolyl, 1-, 2-, 4- or 5-imidazolyl, 3-, 4- or 5-isothiazolyl, 4- or 5-oxadiazolyl, 1-, 4- or 5-triazolyl, 2-thiadiazolyl, 3- or 4-pyridazinyl, 2-pyrazinyl, 2-triazinyl, 2-, 3-, 6- or 7-indolizinyl, 2-, 3-, 5- or 6-isoindolyl, 2-, 3-, 5- or 6-benzo[b]furanyl, 2-, 3-, 5- or 6-benzo[b]thiophenyl, 3-, 5- or 6-indazolyl, 2-, 5- or 6-benzthiazolyl, 2-, 5- or 6-benzimidazolyl, 2-, 3-, 6- or 7-quinolinyl, 3-, 6- or 7-isoquinolinyl, 2- or 8-purinyl, 2-, 3-, 7- or 8-quinolizinyl, 3-, 6- or 7-cinnolinyl, 6- or 7-phthalaninyl, 2-, 3-, 6- or 7-quinoxaliny, 2-, 3-, 6- or 7-naphthyridinyl, 2-, 6- or 7-pteridinyl and 2-, 6- or 7-quinazoliny,

wherein one or more of the hydrogen atoms of said aryl group may be optionally and independently replaced with:

- (A)  $R^{59}$ , which is aryl selected from the class consisting of phenyl, 2-naphthyl, 2-, 3-, 5- or 6-indolyl, 2- or 3-thiophenyl, 2-, 3- or 4-pyridyl, 2-, 4- or 5-pyrimidinyl, 2- or 3-furyl, 1-, 2- or 3-pyrrolyl, 2-, 4- or 5-oxazolyl, 2-, 4- or 5-thiazolyl, 1-, 3-, 4- or 5-pyrazolyl, 3-, 4- or 5-isoxazolyl, 1-, 2-, 4- or 5-imidazolyl, 3-, 4- or 5-isothiazolyl, 4- or 5-oxadiazolyl, 1-, 4- or 5-triazolyl, 2-thiadiazolyl, 3- or 4-

pyridazinyl, 2-pyrazinyl, 2-triazinyl, 2-, -3, 6- or 7-indolizinyl, 2-, 3-, 5- or 6-indolyl, 2-, 3-, 5- or 6-benzo[b]furanyl, 2-, 3-, 5- or 6-benzo[b]thiophenyl, 3-, 5- or 6-indazolyl, 2-, 5- or 6-benzthiazolyl, 2-, 5- or 6-benzimidazolyl, 2-, 3-, 6- or 7-quinolinyl, 3-, 6- or 7-isoquinolinyl, 2- or 8-purinyl, 2-, 3-, 7- or 8-quinoliziny, 3-, 6- or 7-cinnolinyl, 6- or 7-phthalaninyl, 2-, 3-, 6- or 7-quinoxaliny, 2-, 3-, 6- or 7-naphthyridinyl, 2-, 6- or 7-pteridinyl and 2-, 6- or 7-quinazolinyl,

wherein one or more of the hydrogen atoms of said aryl group may be optionally and independently replaced with:

- (i) branched or unbranched alkyl of 1 to 6 carbon atoms or cycloalkyl of 3 to 6 carbon atoms, which alkyl or cycloalkyl group may be mono- or polysubstituted with halogen or oxo,
- (ii) a group of the formula  $-\text{COOR}^{60}$ , wherein  $\text{R}^{60}$  is straight or branched alkyl of 1 to 5 carbon atoms or cycloalkyl of 3 to 5 carbon atoms,
- (iii) a group of the formula  $-\text{NR}^{61}\text{R}^{62}$ , wherein  $\text{R}^{61}$  and  $\text{R}^{62}$  are each, independently, a hydrogen atom, alkyl or fluoroalkyl of 1 to 6 carbon atoms, cycloalkyl of 3 to 6 carbon atoms or acyl of 1 to 7 carbon atoms, or wherein  $\text{R}^{61}$  and  $\text{R}^{62}$  constitute a saturated hydrocarbon bridge of 3 to 5 carbon atoms which together with the nitrogen atom between them form a heterocyclic ring,
- (iv) a group of the formula  $-\text{CONR}^{63}\text{R}^{64}$ , wherein  $\text{R}^{63}$  and  $\text{R}^{64}$  are each, independently, a hydrogen atom, alkyl or fluoroalkyl of 1 to 6 carbon atoms or cycloalkyl of 3 to 6 carbon atoms, or wherein  $\text{R}^{63}$  and  $\text{R}^{64}$  constitute a saturated hydrocarbon bridge of 3 to 5 carbon atoms which together with the nitrogen atom between them form a heterocyclic ring,

- (v) a group of the formula  $-OR^{65}$ , wherein  $R^{65}$  is a hydrogen atom, or an alkyl, fluoroalkyl or acyl group of 1 to 7 carbon atoms,
  - (vi) a group of the formula  $-SR^{66}$ , wherein  $R^{66}$  is a hydrogen atom, or an alkyl, fluoroalkyl or acyl group of 1 to 7 carbon atoms,
  - (vii) cyano,
  - (viii) nitro, or
  - (ix) halogen,
- (B) methyl, which may be mono- or polysubstituted with fluorine atoms and additionally may be monosubstituted with  $R^{59}$ ,
- (C) branched or unbranched alkyl of 2 to 6 carbon atoms or cycloalkyl of 3 to 6 carbon atoms, which alkyl or cycloalkyl group may be mono- or polysubstituted with halogen or oxo,
- (D) a group of the formula  $-COOR^{67}$ , wherein  $R^{67}$  is straight or branched alkyl of 1 to 5 carbon atoms or cycloalkyl of 3 to 5 carbon atoms,
- (E) a group of the formula  $-NR^{68}R^{69}$ , wherein  $R^{68}$  and  $R^{69}$  are each, independently, a hydrogen atom, alkyl or fluoroalkyl of 1 to 6 carbon atoms, cycloalkyl of 3 to 6 carbon atoms or acyl of 1 to 7 carbon atoms, or wherein  $R^{68}$  and  $R^{69}$  constitute a saturated hydrocarbon bridge of 3 to 5 carbon atoms which together with the nitrogen atom between them form a heterocyclic ring, and wherein one of  $R^{68}$  and  $R^{69}$  may additionally be the group  $R^{59}$ ,
- (F) a group of the formula  $-CONR^{70}R^{71}$ , wherein  $R^{70}$  and  $R^{71}$  are each, independently, a hydrogen atom, alkyl or fluoroalkyl of 1 to 6 carbon atoms or cycloalkyl of 3 to 6 carbon atoms, or wherein  $R^{70}$  and  $R^{71}$  constitute a saturated hydrocarbon bridge of 3 to 5 carbon atoms which together with the nitrogen atom between them form a heterocyclic

ring, and wherein one of R<sup>70</sup> and R<sup>71</sup> may additionally be the group R<sup>59</sup>,

- (G) a group of the formula –COR<sup>72</sup>, wherein R<sup>72</sup> is a hydrogen atom, straight or branched alkyl of 1 to 5 carbon atoms, cycloalkyl of 3 to 5 carbon atoms or R<sup>59</sup>,
- (H) a group of the formula –OR<sup>73</sup>, wherein R<sup>73</sup> is a hydrogen atom, an alkyl, fluoroalkyl or acyl group of 1 to 7 carbon atoms, or R<sup>59</sup>,
- (I) a group of the formula –SR<sup>74</sup>, wherein R<sup>74</sup> is a hydrogen atom, an alkyl, fluoroalkyl or acyl group of 1 to 7 carbon atoms, or R<sup>59</sup>,
- (J) cyano,
- (K) nitro, or
- (L) halogen;

R<sup>5</sup> is Cl or trifluoromethyl;

Z is =N- or =CR<sup>6</sup>-

wherein R<sup>6</sup> is a hydrogen, fluorine, chlorine, bromine or iodine atom, methyl or trifluoromethyl; and,

R<sup>7</sup> is a hydrogen, fluorine, chlorine, bromine or iodine atom, methyl, cyano, nitro or trifluoromethyl, with the condition that when Z is N or =CH-, R<sup>7</sup> is chlorine or trifluoromethyl;

and pharmaceutically acceptable salts thereof.

As the term is used herein, a “pharmaceutically acceptable counter ion” is any counter ion generally regarded by those skilled in the pharmaceutical art as being pharmaceutically acceptable. For a discussion of what are pharmaceutically acceptable counter ions, reference may be had to Stephen M. Bergle, Lyle D. Bighley and Donald C. Monkhouse, "Pharmaceutical Salts", *Journal of Pharmaceutical Sciences*, 66 (1977), 1-19. By way of non-limiting example, the chloride, bromide, acetate, and sulphate ions are pharmaceutically acceptable counter ions.

Preferred compounds of formula I are those wherein:

Y is an oxygen atom;

Z is an oxygen atom;

X is a divalent group of the formula  $>NR^1$ ,

wherein  $R^1$  is:

- (A) a hydrogen atom,
- (B) methyl or ethyl, or
- (C)  $-COCH_3$

$R^2$  is:

- (A) a hydrogen atom, or
- (B) methyl;

$R^3$  is a group of the formula  $-CH_2R^{41}$ , wherein

$R^{41}$  is

phenyl

wherein one or more of the hydrogen atoms of said phenyl group are necessarily and independently replaced with:

- (A)  $R^{62}$ , which is aryl selected from the class consisting of phenyl, or pyridyl,

wherein one or more of the hydrogen atoms of said aryl group may be optionally and independently replaced with:

- (i) methyl, or
- (ii) halogen,

- (B) methyl, which may be mono- or polysubstituted with fluorine atoms,
- (C) a group of the formula  $-\text{COR}^{78}$ , wherein  $\text{R}^{78}$  is methyl or  $\text{R}^{62}$ ,
- (D) halogen;

$\text{R}^4$  is a chlorine atom;

$\text{R}^5$  is a hydrogen atom; and,

$\text{R}^6$  is a chlorine atom;

or a pharmaceutically acceptable salt thereof.

Preferred compounds of formula II are those wherein:

$\text{A}^1$  is =N-;

$\text{A}^2$  is =C(H)-;

D is =C(SO<sub>2</sub>R<sup>1</sup>)-, wherein R<sup>1</sup> is selected from the class consisting of:

- (A) methyl, and
- (B) saturated heterocyclic groups selected from the class consisting of pyrrolidinyl, piperidinyl, piperazinyl and morpholinyl wherein said heterocyclic groups are optionally mono- or di-substituted with moieties independently selected from the class consisting of:
  - (i) oxo,
  - (ii) -OR<sup>101</sup>, wherein R<sup>101</sup> is:
    - (a) a hydrogen atom,
    - (b) alkyl of 1 to 7 carbons, wherein one hydrogen atom of said alkyl group is optionally replaced with -OH, -OR<sup>110</sup> (wherein R<sup>110</sup> is an alkyl moiety of 1 to 6 carbon atoms), -NH<sub>2</sub>, -NHMe or -NMe<sub>2</sub>, or
    - (c) acyl of 1 to 7 carbons, wherein one hydrogen atom of said acyl group is optionally replaced with -OH, -OR<sup>111</sup> (wherein R<sup>111</sup> is an alkyl moiety of 1 to 6 carbon atoms), -NH<sub>2</sub>, -NHMe or -NMe<sub>2</sub>,
  - (iii) -CONR<sup>105</sup>R<sup>106</sup>, wherein R<sup>105</sup> and R<sup>106</sup> are each independently:

- (a) a hydrogen atom, or
- (b) straight or branched alkyl of 1 to 7 atoms or cycloalkyl of 3 to 7 atoms, wherein said alkyl or cycloalkyl group is optionally monosubstituted with -OH, -OR<sup>123</sup> (wherein R<sup>123</sup> is an alkyl moiety of 1 to 6 carbon atoms), -NH<sub>2</sub>, -NHMe, -NMe<sub>2</sub>, pyrrolidinyl, piperidinyl, piperazinyl or morpholinyl, or, wherein R<sup>105</sup> and R<sup>106</sup> constitute a saturated hydrocarbon bridge of 3 to 5 carbon atoms which together with the nitrogen atom between them form a heterocyclic ring, and wherein one carbon atom in said hydrocarbon bridge is optionally replaced by -O-, -NH-, or -NMe-,
- (iv) -COOR<sup>107</sup>, wherein R<sup>107</sup> is a hydrogen atom, or straight or branched alkyl of 1 to 7 carbon atoms ,
- (v) straight or branched alkyl of 1 to 7 carbon atoms wherein one or two hydrogen atoms of said alkyl group are optionally replaced with moieties independently selected from the class consisting of:
  - (a) oxo,
  - (b) -OH,
  - (c) -OR<sup>113</sup>, wherein R<sup>113</sup> is alkyl of 1 to 6 carbon atoms,
  - (d) -OCOCH<sub>3</sub>,
  - (e) -NH<sub>2</sub>,
  - (f) -NHMe,
  - (g) -NMe<sub>2</sub>,
  - (h) -CO<sub>2</sub>H, and
  - (i) -CO<sub>2</sub> R<sup>114</sup> wherein R<sup>114</sup> is alkyl of 1 to 3 carbon atoms, or cycloalkyl of 3 to 7 carbons,
- (vi) acyl of 1 to 7 carbon atoms, which may be straight, branched or cyclic, and wherein one or two hydrogen atoms of said acyl group is optionally replaced with a moiety selected from the class consisting of:
  - (a) -OH,
  - (b) -OR<sup>115</sup>, wherein R<sup>115</sup> is alkyl of 1 to 6 carbon atoms,
  - (c) -NH<sub>2</sub>,
  - (d) -NHMe,

- (e) -NMe<sub>2</sub>,
  - (f) -NHCOMe,
  - (g) oxo,
  - (h) -CO<sub>2</sub> R<sup>116</sup>, wherein R<sup>116</sup> is alkyl of 1 to 3 carbon atoms,
  - (i) -CN,
  - (j) the halogen atoms,
  - (k) heterocycles selected from the class consisting of pyrrolidinyl, piperidinyl, piperazinyl, morpholinyl and thiomorpholinyl, and
  - (l) aryl or heteroaryl selected from the class consisting of phenyl, thiophenyl, pyridyl, pyrimidinyl, furyl, pyrrolyl and oxazolyl,
- (vii) -SO<sub>2</sub>R<sup>108</sup>, wherein R<sup>108</sup> is:
- (a) a heterocyclic group selected from the class consisting of pyrrolidinyl, piperidinyl, piperazinyl and morpholinyl wherein said heterocyclic group is optionally substituted with one moiety selected from the class consisting of straight or branched alkyl of 1 to 6 carbons, and -OR<sup>118</sup> (wherein R<sup>118</sup> is hydrogen or alkyl of 1 to 6 carbon atoms),
- (viii) -COR<sup>109</sup>, wherein R<sup>109</sup> is:
- (a) a heterocyclic group selected from the class consisting of pyrrolidinyl, piperidinyl, piperazinyl and morpholinyl wherein said heterocyclic group is optionally substituted with one halogen, straight or branched alkyl of 1 to 6 carbons, or -OR<sup>121</sup> (wherein R<sup>121</sup> is hydrogen or alkyl of 1 to 6 carbon atoms), and
- (ix) -CHO;

X is an oxygen atom;

R<sup>3</sup> is methyl;

R<sup>4</sup> is a group of the formula -CH<sub>2</sub>R<sup>55</sup>, wherein,  
R<sup>55</sup> is:

phenyl, which is optionally substituted at the 4-position with:

- (A) R<sup>59e</sup>, which is aryl or heteroaryl selected from the class consisting of phenyl, pyridyl, and pyrimidinyl
- (B) -CN,
- (B) nitro, or

(C) halogen;

R<sup>5</sup> is Cl;

Z is =C(H)-; and,

R<sup>7</sup> is Cl;

and pharmaceutically acceptable salts thereof.

Preferred compounds of formula III are those wherein:

A<sup>1</sup>, A<sup>2</sup> and A<sup>3</sup> are each, independently, =N- or =CH-;

D is =N-, =CR<sup>1</sup>-, =CSO<sub>2</sub>R<sup>1</sup>-, =CSOR<sup>1</sup>-, =CSR<sup>1</sup>-, =COR<sup>1</sup>-, =CCOR<sup>1</sup>-, or =CNHR<sup>1</sup>-,

wherein R<sup>1</sup> is:

(A) a hydrogen atom,

(B) branched or unbranched alkyl of 1 to 6 carbon atoms or cycloalkyl of 3 to 6 carbon atoms, which alkyl or cycloalkyl group may be mono- or polysubstituted with:

(i) halogen,

(ii) oxo,

(iii) aryl which is selected from the class consisting of phenyl, naphthyl, indolyl, thiophenyl, pyridyl, pyrimidinyl, furyl, pyrrolyl, oxazolyl, thiazolyl, pyrazolyl, isoxazolyl, imidazolyl, isothiazolyl, oxadiazolyl, triazolyl, thiadiazolyl, pyridazinyl, pyrazinyl, triazinyl, indolizinyl, isoindolyl, benzo[b]furanyl, benzo[b]thiophenyl, indazolyl, benzthiazolyl, benzimidazolyl, quinolinyl, isoquinolinyl, purinyl, quinolizinyl, cinnolinyl, pthalaninyl, quinoxalinyl, naphthyridinyl, pteridinyl and quinazolinyl,

wherein one or more hydrogen atoms of said aryl group may be optionally and independently replaced with:

(a) alkyl of 1 to 3 carbon atoms,

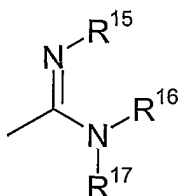
(b) -COOH,

(c) -SO<sub>2</sub>OH,

(d) -PO(OH)<sub>2</sub>,

(e) a group of the formula -COOR<sup>8</sup>, wherein R<sup>8</sup> is straight or branched alkyl of 1 to 5 carbon atoms or cycloalkyl of 3 to 5 carbon atoms,

- (f) a group of the formula  $-NR^9R^{10}$ , wherein  $R^9$  and  $R^{10}$  are each independently a hydrogen atom, alkyl of 1 to 6 carbon atoms, cycloalkyl of 3 to 6 carbon atoms or acyl of 1 to 7 carbon atoms, or wherein  $R^9$  and  $R^{10}$  constitute a saturated hydrocarbon bridge of 3 to 5 carbon atoms which together with the nitrogen atom between them form a heterocyclic ring,
- (g) a group of the formula  $-CONR^{11}R^{12}$ , wherein  $R^{11}$  and  $R^{12}$  are each independently a hydrogen atom, alkyl of 1 to 6 carbon atoms or cycloalkyl of 3 to 6 carbon atoms, or wherein  $R^{11}$  and  $R^{12}$  constitute a saturated hydrocarbon bridge of 3 to 5 carbon atoms which together with the nitrogen atom between them form a heterocyclic ring,
- (h) a group of the formula  $-OR^{13}$ , wherein  $R^{13}$  is a hydrogen atom, or an alkyl or acyl group of 1 to 7 carbon atoms,
- (i) a group of the formula  $-SR^{14}$ , wherein  $R^{14}$  is a hydrogen atom, or an alkyl or acyl group of 1 to 7 carbon atoms,
- (j) cyano, or
- (k) an amidino group of the formula

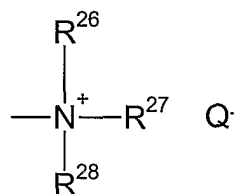


wherein  $R^{15}$ ,  $R^{16}$  and  $R^{17}$  are each, independently, a hydrogen atom or alkyl of 1 to 3 carbon atoms and wherein two of  $R^{15}$ ,  $R^{16}$  and  $R^{17}$  may additionally constitute a saturated hydrocarbon bridge of 3 to 5 carbon atoms which together with the nitrogen atom(s) between them form a heterocyclic ring,

- (iv) a group of the formula  $-COOR^{18}$ , wherein  $R^{18}$  is straight or branched alkyl of 1 to 7 carbon atoms or cycloalkyl of 3 to 6 carbon atoms,
- (v) cyano,

- (vi) a group of the formula  $-\text{CONR}^{19}\text{R}^{20}$ , wherein  $\text{R}^{19}$  and  $\text{R}^{20}$  are each, independently, a hydrogen atom, alkyl of 1 to 6 carbon atoms or cycloalkyl of 3 to 6 carbon atoms, or wherein  $\text{R}^{19}$  and  $\text{R}^{20}$  constitute a saturated hydrocarbon bridge of 3 to 5 carbon atoms which together with the nitrogen atom between them form a heterocyclic ring,
- (vii) a group of the formula  $-\text{OR}^{21}$ , wherein  $\text{R}^{21}$  is a hydrogen atom, or an alkyl or acyl group of 1 to 7 carbon atoms,
- (viii) a group of the formula  $-\text{SR}^{22}$ , wherein  $\text{R}^{22}$  is a hydrogen atom, or an alkyl or acyl group of 1 to 7 carbon atoms,
- (ix) a group of the formula  $-\text{NR}^{23}\text{R}^{24}$ , wherein  $\text{R}^{23}$  and  $\text{R}^{24}$  are each, independently,
- a hydrogen atom,
  - alkyl or acyl of 1 to 7 carbon atoms or cycloalkyl of 3 to 7 carbon atoms,
  - a group of the formula  $-(\text{CH}_2)_m\text{COOH}$ , wherein  $m$  is 0, 1 or 2, or
  - a group of the formula  $-(\text{CH}_2)_n\text{COOR}^{25}$ , wherein  $n$  is 0, 1 or 2, wherein  $\text{R}^{25}$  is straight or branched alkyl of 1 to 6 carbon atoms,
- or wherein  $\text{R}^{23}$  and  $\text{R}^{24}$  constitute a saturated hydrocarbon bridge of 3 to 5 carbon atoms which together with the nitrogen atom between them form a heterocyclic ring, or

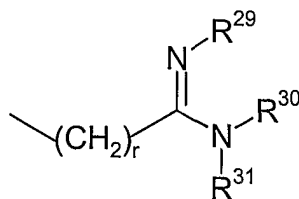
- (x) a quaternary group of the formula



wherein  $\text{R}^{26}$ ,  $\text{R}^{27}$  and  $\text{R}^{28}$  are each, independently, a branched or unbranched alkyl group of 1 to 7 carbon atoms and  $\text{Q}^-$  is a chlorine, bromine or iodine counterion,

- (C) a branched or unbranched carboxylic acid group of 3 to 6 carbon atoms,  
 (D) a branched or unbranched phosphonic acid group of 2 to 6 carbon atoms,

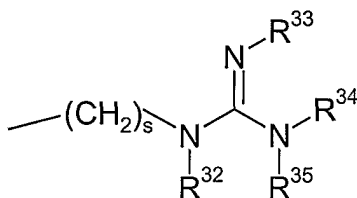
- (E) a branched or unbranched sulfonic acid group of 2 to 6 carbon atoms,  
 (F) an amidino group of the formula



wherein r is 2, 3, 4, 5 or 6, and

$R^{29}$ ,  $R^{30}$  and  $R^{31}$  are each, independently, a hydrogen atom or alkyl of 1 to 3 carbon atoms, and wherein two of  $R^{29}$ ,  $R^{30}$  and  $R^{31}$  may additionally constitute a saturated hydrocarbon bridge of 3 to 5 carbon atoms which together with the nitrogen atom(s) between them form a heterocyclic ring,

- (G) an guanidino group of the formula

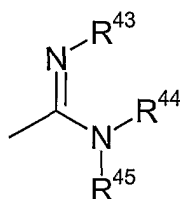


wherein s is 2, 3, 4, 5 or 6, and

$R^{32}$ ,  $R^{33}$ ,  $R^{34}$  and  $R^{35}$  are each, independently, a hydrogen atom or alkyl of 1 to 3 carbon atoms, and wherein two of  $R^{32}$ ,  $R^{33}$ ,  $R^{34}$  and  $R^{35}$  may additionally constitute a saturated hydrocarbon bridge of 3 to 5 carbon atoms which together with the nitrogen atom(s) between them form a heterocyclic ring,

- (H) aryl which is selected from the class consisting of phenyl, naphthyl, indolyl, thiophenyl, pyridyl, pyrimidinyl, furyl, pyrrolyl, oxazolyl, thiazolyl, pyrazolyl, isoxazolyl, imidazolyl, isothiazolyl, oxadiazolyl, triazolyl, thiadiazolyl, pyridazinyl, pyrazinyl, triazinyl, indolizinyl, isoindolyl, benzo[b]furanyl, benzo[b]thiophenyl, indazolyl, benzthiazolyl, benzimidazolyl, quinoliny, isoquinoliny, purinyl, quinoliziny, cinnoliny, phtalaniny, quinoxaliny, naphthyridiny, pteridiny and quinazoliny, wherein one or more hydrogen atoms of said aryl group may be optionally and independently replaced with:
- (i) alkyl of 1 to 3 carbon atoms,

- (ii) -COOH,
- (iii) -SO<sub>2</sub>OH,
- (iv) -PO(OH)<sub>2</sub>,
- (v) a group of the formula -COOR<sup>36</sup>, wherein R<sup>36</sup> is straight or branched alkyl of 1 to 5 carbon atoms or cycloalkyl of 3 to 5 carbon atoms,
- (vi) a group of the formula -NR<sup>37</sup>R<sup>38</sup>, wherein R<sup>37</sup> and R<sup>38</sup> are each, independently, a hydrogen atom, alkyl of 1 to 6 carbon atoms, cycloalkyl of 3 to 6 carbon atoms or acyl of 1 to 7 carbon atoms, or wherein R<sup>37</sup> and R<sup>38</sup> constitute a saturated hydrocarbon bridge of 3 to 5 carbon atoms which together with the nitrogen atom between them form a heterocyclic ring,
- (vii) a group of the formula -CONR<sup>39</sup>R<sup>40</sup>, wherein R<sup>39</sup> and R<sup>40</sup> are each, independently, a hydrogen atom, alkyl of 1 to 6 carbon atoms or cycloalkyl of 3 to 6 carbon atoms, or wherein R<sup>39</sup> and R<sup>40</sup> constitute a saturated hydrocarbon bridge of 3 to 5 carbon atoms which together with the nitrogen atom between them form a heterocyclic ring,
- (viii) a group of the formula -OR<sup>41</sup>, wherein R<sup>41</sup> is a hydrogen atom, or an alkyl or acyl group of 1 to 7 carbon atoms,
- (ix) a group of the formula -SR<sup>42</sup>, wherein R<sup>42</sup> is a hydrogen atom, or an alkyl or acyl group of 1 to 7 carbon atoms,
- (x) cyano, or
- (xi) an amidino group of the formula



wherein R<sup>43</sup>, R<sup>44</sup> and R<sup>45</sup> are each, independently, a hydrogen atom or alkyl of 1 to 3 carbon atoms, and wherein two of R<sup>43</sup>, R<sup>44</sup> and R<sup>45</sup> may additionally constitute a saturated hydrocarbon bridge of 3 to 5 carbon atoms which together with the nitrogen atom(s) between them form a heterocyclic ring,

(I) a group of the formula  $-NR^{46}R^{47}$ , wherein  $R^{46}$  and  $R^{47}$  are each independently a hydrogen atom, alkyl of 1 to 6 carbon atoms, cycloalkyl of 3 to 6 carbon atoms or acyl of 1 to 7 carbon atoms, or wherein  $R^{46}$  and  $R^{47}$  constitute a saturated hydrocarbon bridge of 3 to 5 carbon atoms which together with the nitrogen atom between them form a heterocyclic ring,

(J) a morpholinyl moiety, or,

(K) halogen;

X is an oxygen or sulfur atom;

$R^3$  is:

(A) a hydrogen atom, or

(B) branched or unbranched alkyl of 1 to 3 carbon atoms or cycloalkyl of 3 to 5 carbon atoms wherein said alkyl or cycloalkyl group may optionally be substituted with:

(i) a group of the formula  $-OR^{48}$ , wherein  $R^{48}$  is a hydrogen atom, or an alkyl or acyl group of 1 to 7 carbon atoms, or

(ii) a group of the formula  $-NR^{49}R^{50}$ , wherein  $R^{49}$  and  $R^{50}$  are each, independently, a hydrogen atom, alkyl of 1 to 2 carbon atoms, or acyl of 1 to 2 carbon atoms;

$R^4$  is a group of the formula  $-CH_2R^{55}$ , wherein:

$R^{55}$  is:

aryl selected from the class consisting of phenyl, 2-naphthyl, 2-, 3-, 5- or 6-indolyl, 2- or 3-thiophenyl, 2-, 3- or 4-pyridyl, 2-, 4- or 5-pyrimidinyl, 2- or 3-furyl, 1-, 2- or 3-pyrrolyl, 2-, 4- or 5-oxazolyl, 2-, 4- or 5-thiazolyl, 1-, 3-, 4- or 5-pyrazolyl, 3-, 4- or 5-isoxazolyl, 1-, 2-, 4- or 5-imidazolyl, 3-, 4- or 5-isothiazolyl, 4- or 5-oxadiazolyl, 1-, 4- or 5-triazolyl, 2-thiadiazolyl, 3- or 4-pyridazinyl, 2-pyrazinyl, 2-triazinyl, 2-, 3-, 6- or 7-indolizynyl, 2-, 3-, 5- or 6-isoindolyl, 2-, 3-, 5- or 6-benzo[b]furanyl, 2-, 3-, 5- or 6-benzo[b]thiophenyl, 3-, 5- or 6-indazolyl, 2-, 5- or 6-benzthiazolyl, 2-, 5- or 6-benzimidazolyl, 2-, 3-, 6- or 7-quinolinyl, 3-, 6- or 7-isoquinolinyl, 2- or 8-purinyl, 2-, 3-, 7- or 8-quinolizynyl, 3-, 6- or 7-cinnolinyl, 6- or 7-phthalaninyl, 2-, 3-, 6- or 7-quinoxalynyl, 2-, 3-,

6- or 7-naphthyridinyl, 2-, 6- or 7-pteridinyl and 2-, 6- or 7-quinazolinylyl,

wherein one or more of the hydrogen atoms of said aryl group may be optionally and independently replaced with:

- (A) R<sup>59</sup>, which is aryl selected from the class consisting of phenyl, 2-naphthyl, 2-, 3-, 5- or 6-indolyl, 2- or 3-thiophenyl, 2-, 3- or 4-pyridyl, 2-, 4- or 5-pyrimidinyl, 2- or 3-furyl, 1-, 2- or 3-pyrrolyl, 2-, 4- or 5-oxazolyl, 2-, 4- or 5-thiazolyl, 1-, 3-, 4- or 5-pyrazolyl, 3-, 4- or 5-isoxazolyl, 1-, 2-, 4- or 5-imidazolyl, 3-, 4- or 5-isothiazolyl, 4- or 5-oxadiazolyl, 1-, 4- or 5-triazolyl, 2-thiadiazolyl, 3- or 4-pyridazinyl, 2-pyrazinyl, 2-triazinyl, 2-, 3-, 6- or 7-indolizinylyl, 2-, 3-, 5- or 6-isoindolyl, 2-, 3-, 5- or 6-benzo[b]furanyl, 2-, 3-, 5- or 6-benzo[b]thiophenyl, 3-, 5- or 6-indazolyl, 2-, 5- or 6-benzthiazolyl, 2-, 5- or 6-benzimidazolyl, 2-, 3-, 6- or 7-quinolinylyl, 3-, 6- or 7-isoquinolinylyl, 2- or 8-purinylyl, 2-, 3-, 7- or 8-quinolizinylyl, 3-, 6- or 7-cinnolinylyl, 6- or 7-phthalaninylyl, 2-, 3-, 6- or 7-quinoxalinylyl, 2-, 3-, 6- or 7-naphthyridinyl, 2-, 6- or 7-pteridinyl and 2-, 6- or 7-quinazolinylyl,

wherein one or more of the hydrogen atoms of said aryl group may be optionally and independently replaced with:

- (i) branched or unbranched alkyl of 1 to 6 carbon atoms or cycloalkyl of 3 to 6 carbon atoms, which alkyl or cycloalkyl group may be mono- or polysubstituted with halogen or oxo,
  - (ii) cyano,
  - (iii) nitro, or
  - (iv) halogen,
- (B) methyl, which may be mono- or polysubstituted with fluorine atoms and additionally may be monosubstituted with R<sup>59</sup>,

- (C) branched or unbranched alkyl of 2 to 6 carbon atoms or cycloalkyl of 3 to 6 carbon atoms, which alkyl or cycloalkyl group may be mono- or polysubstituted with halogen or oxo,
- (D) a group of the formula  $-\text{COOR}^{67}$ , wherein  $\text{R}^{67}$  is straight or branched alkyl of 1 to 5 carbon atoms or cycloalkyl of 3 to 5 carbon atoms,
- (E) a group of the formula  $-\text{NR}^{68}\text{R}^{69}$ , wherein  $\text{R}^{68}$  and  $\text{R}^{69}$  are each, independently, a hydrogen atom, alkyl or fluoroalkyl of 1 to 6 carbon atoms, cycloalkyl of 3 to 6 carbon atoms or acyl of 1 to 7 carbon atoms, or wherein  $\text{R}^{68}$  and  $\text{R}^{69}$  constitute a saturated hydrocarbon bridge of 3 to 5 carbon atoms which together with the nitrogen atom between them form a heterocyclic ring, and wherein one of  $\text{R}^{68}$  and  $\text{R}^{69}$  may additionally be the group  $\text{R}^{59}$ ,
- (F) a group of the formula  $-\text{CONR}^{70}\text{R}^{71}$ , wherein  $\text{R}^{70}$  and  $\text{R}^{71}$  are each, independently, a hydrogen atom, alkyl or fluoroalkyl of 1 to 6 carbon atoms or cycloalkyl of 3 to 6 carbon atoms, or wherein  $\text{R}^{70}$  and  $\text{R}^{71}$  constitute a saturated hydrocarbon bridge of 3 to 5 carbon atoms which together with the nitrogen atom between them form a heterocyclic ring, and wherein one of  $\text{R}^{70}$  and  $\text{R}^{71}$  may additionally be the group  $\text{R}^{59}$ ,
- (G) a group of the formula  $-\text{COR}^{72}$ , wherein  $\text{R}^{72}$  is a hydrogen atom, straight or branched alkyl of 1 to 5 carbon atoms, cycloalkyl of 3 to 5 carbon atoms or  $\text{R}^{59}$ ,
- (H) a group of the formula  $-\text{OR}^{73}$ , wherein  $\text{R}^{73}$  is a hydrogen atom, an alkyl, fluoroalkyl or acyl group of 1 to 7 carbon atoms, or  $\text{R}^{59}$ ,
- (I) a group of the formula  $-\text{SR}^{74}$ , wherein  $\text{R}^{74}$  is a hydrogen atom, an alkyl, fluoroalkyl or acyl group of 1 to 7 carbon atoms, or  $\text{R}^{59}$ ,
- (J) cyano,
- (K) nitro, or

(L) halogen;

R<sup>5</sup> is Cl or trifluoromethyl;

Z is =N- or =CR<sup>6</sup>-

wherein R<sup>6</sup> is a hydrogen, fluorine, chlorine, bromine or iodine atom, methyl or trifluoromethyl; and,

R<sup>7</sup> is a hydrogen, fluorine, chlorine, bromine or iodine atom, methyl, cyano, nitro or trifluoromethyl, with the condition that when Z is N or =CH-, R<sup>7</sup> is chlorine or trifluoromethyl;

and pharmaceutically acceptable salts thereof.

The molecules of the invention can be screened for ability to bind or modify the R7.1 epitope of LFA-1 using techniques known in the art, including but not limited to competitive binding and non-competitive assay systems such as radioimmunoassays, ELISA, immunofluorescence assays, etc. For example, a test molecule can be screened against mAb R7.1 in a competitive immunofluorescence assay. One molecule that cross-competes with R7.1 (*i.e.*, binds to the same or similar epitope) is R3.1 (data not shown).

The molecules that specifically bind or modify the R7.1 epitope of LFA-1 may be labeled with various compounds known in the art, including but not limited to: enzymes, radioisotopes, fluorescent compounds. The labeling and detection methods employed herein may, for example, be such as those described in Harlow and Lane (Harlow and Lane, 1988, *Antibodies: A Laboratory Manual*, Cold Spring Harbor Laboratory Press, Cold Spring Harbor, New York).

Enzymes which can be used to label the molecules described herein include, *inter alia*, biotin, horseradish peroxidase, alkaline phosphatase. The detection can be accomplished by colorimetric methods which employ a chromogenic substrate for the enzyme. Detection may also be accomplished by visual comparison of the extent of enzymatic reaction of a substrate in comparison with similarly prepared standards.

Radioisotopes which can be used to label the molecules described herein include, *inter alia*,  $^{125}\text{I}$ ,  $^{131}\text{I}$ ,  $^3\text{H}$ . Such labeled molecules can be detected in *in vitro* assays using a radioimmunoassay (RIA) or radioprobe by means such as the use of a gamma counter or a scintillation counter or by autoradiography.

For use in the detection methods of the invention, the molecules are preferably labeled with a fluorescent compound, for example, Oregon Green<sup>®</sup> 488-X, succinimidyl ester 6-isomer (Molecular Probes, Inc., Eugene OR). When the fluorescently labeled molecule is exposed to light of the proper wavelength, its presence can then be detected due to fluorescence by means such as a fluorescence microscope or flow activated cell sorting system (e.g., FACScan). Among the most commonly used fluorescent labeling compounds are fluorescein isothiocyanate (FITC), rhodamine, phycoerythrin (PE), phycocyanin, allophycocyanin, o-phthaldehyde, and fluorescamine.

In another aspect, the molecules of the invention may be detected using a labeled molecule that binds such molecules. The label may be selected from those described above. For example, R7.1 may be detected using a goat-anti-mouse IgG-PE conjugate.

For the receptor occupancy methods of the invention, a test molecule is administered to a subject. The subject is an animal, including but not limited to a mammal (e.g., cats, dogs, old and new world monkeys, humans). In a preferred embodiment, the subject is a human.

The methods of the invention can be used in formulating a range of dosage of the test compound for use in humans.

The invention also provides kits comprising one or more containers filled with one or more of the molecules of the invention.

The invention is further described in the following examples which are in no way intended to limit the scope of the invention.

## EXAMPLES

In its first aspect, the invention comprises a method for identifying a molecule that specifically binds or modifies the R7.1 epitope of LFA-1.

Molecular Assay to Identify Molecules that Bind LFA-1

## Purpose of Assay:

This assay protocol was designed to develop a method for identifying molecules that inhibit the binding of purified LFA-1 to a molecule that specifically binds or modifies the R7.1 epitope of LFA-1.

## EXAMPLE 1

LFA-1 was purified using the TS2/4 mAb (American Type Culture Collection; Manassas, VA) from a 20 g pellet of human JY or SKW3 cells, utilizing a protocol previously described (Dustin, M.J. *et al.*, 1992, *J. Immunol.* 148:2654-2660). The LFA-1 was purified from SKW3 lysates by immunoaffinity chromatography on TS2/4 LFA-1 mAb Sepharose and eluted at pH 11.5 in the presence of 2 mM MgCl<sub>2</sub> and 1% octylglucoside. After collection and neutralization of fractions from the TS2/4 column, samples were pooled and precleared with Protein G agarose.

Micellar LFA-1 (50  $\mu$ l) was immobilized onto a microtiter plate by adsorption at approximately 3  $\mu$ g/ml in assay buffer (AB: dPBS + 2 mM Mg<sup>++</sup>) for 1 hr at room temperature. Non-specific sites were then blocked for 30 min with 2% BSA-AB. Various purified mAbs (50  $\mu$ l at 10  $\mu$ g/ml) (CLB-LFA-1, Research Diagnostics Inc., Flanders, NJ; R7.1 and R3.1, generated at Boehringer Ingelheim Pharmaceuticals, Inc. (BIPI), Ridgefield, CT; MHM 24, Biomedica, Foster City, CA; TS 2/4 and T/S 1/22, American Type Culture Collection, Manassas, VA; and mAb38, Research Diagnostics Inc., Flanders, NJ) and 50  $\mu$ l of Compound 1 ((R)-5-(4-bromobenzyl)-3-(3,5-dichlorophenyl)-1,5-dimethylimidazolidine-2,4-dione) or its enantiomer (Compound 2; 5  $\mu$ M in AB) or dimethyl sulfoxide (DMSO) were then added and allowed to bind for 1 hour at 37°C. The plate was then washed 4 times and 50  $\mu$ l of a goat anti-mouse-horseradish peroxidase (HRP) conjugate (Zymed, South San Francisco, California) was added at a 1/4000 dilution in 1% BSA-AB. After 20 min at 37°C, the plate was washed as above and 200  $\mu$ l of azino-bis(3-ethylbenzthiazoline-6-sulfonic acid) (ABTS) reagent (Zymed, South San Francisco, California) was added to visualize binding. After approximately 15 min, absorbance was measured at 405 nm. Bars represent the mean of duplicate wells  $\pm$  the standard error.

**Results:**

Figure 1 shows that Compound 1, but not its enantiomer or a DMSO control, significantly inhibited the binding of R3.1 and R7.1 to purified LFA-1. As discussed above, R3.1 and R7.1 cross-compete, *i.e.*, bind to the same or similar epitope (data not shown). Compound 1 did not inhibit the binding of the other anti-LFA mAbs.

Cellular Assays to Identify Molecules that Bind LFA-1**Purpose of Assays:**

This assay protocol (exemplified in Examples 2-4) was designed to identify molecules that inhibit the binding of cell surface LFA-1 to a molecule that specifically binds or modifies LFA-1. This assay may also be used to determine LFA-1 receptor occupancy on target cells treated with a molecule that specifically binds LFA-1 as described below in Example 5.

**EXAMPLE 2: SKW-3 Cells**

Using flow cytometry, the binding of R3.1 to SKW-3 cells, a T-cell lymphoma that expresses high amounts of LFA-1, was assessed. After washing and counting, 100  $\mu$ l of SKW-3 cells ( $1 \times 10^7$  cells/ml) were incubated with 13.3 nM mAb38 or R3.1 or R15.7 (generated at BIPI, Ridgefield, CT) and 10  $\mu$ M Compound 1 or DMSO (0.09%) (negative control) for 30 minutes at 37°C. After centrifugation and 2 washes in HBSS (GIBCO, Grand Island, NY), cells were incubated with a goat anti-mouse IgG-PE conjugate (Biosource International, Camarillo, CA) (diluted 1:50 in dPBS) for 20 minutes at 4°C. After 2 washes in dPBS, cells were fixed with 500  $\mu$ l 1% paraformaldehyde and analyzed on a FACScan (Becton Dickinson, San Jose, CA).

**Results:**

Figure 2 shows that Compound 1 but not DMSO inhibited the binding of R3.1 to the cell-bound LFA-1. Similar to the molecular assay described in Example 1, Compound 1 did not inhibit the binding of mAb38, another I domain binding mAb) or the anti-CD18 mAb, R15.7 (Smith et al., 1989, J. Clin. Invest. 83(6):2008-2017).

**EXAMPLE 3: Human Whole Blood Cells**

Using flow cytometry, the binding of R3.1 to human whole blood cells was assessed. Peripheral blood was obtained from normal healthy donors by venipuncture. R3.1 (3.3 nM) or R7.1 (3.3 nM) and various dilutions of Compound 1 or DMSO (0.2%) were incubated with 100  $\mu$ l of human whole blood for 20 minutes at 4°C. After centrifugation and 1 wash in dPBS, the cells were then incubated with a goat anti-mouse IgG-PE conjugate (Biosource International, Camarillo, CA) diluted 1:50 in dPBS. After incubation in secondary reagent for 15 minutes at 4°C, cells were lysed and fixed in 100  $\mu$ l of lysis buffer (Immunotech, Westbrook, Maine) for 10 min at room temperature and then 1 ml of water was added to each sample before analysis on a FACScan (Becton Dickinson, San Jose, CA).

**Results:**

Figure 3 shows that Compound 1, but not DMSO, inhibited the binding of R3.1 to leukocytes in a dose dependent manner. The same concentrations of compound did not inhibit the binding of the anti-CD18 mAb R15.7.

**EXAMPLE 4: Inhibition of Binding of Fab Fragments**

Using flow cytometry, the inhibition of binding of R3.1 Fab fragments to human whole blood cells by a small molecule (Compound) such as that described in: U.S. patent application No. 09/375,010 by Kelly *et al.*, filed August 16, 1999; U.S. patent application No. 09/604,312 by Kelly *et al.*, filed June 27, 2000; and U.S. patent application No. 09/605,584 by Kelly *et al.*, filed June 28, 2000 is assessed.

R3.1 Fab fragments are generated by papain digestion: R3.1 is dialyzed into 0.1M sodium phosphate (EM Sciences), 50mM sodium chloride (EM Sciences), pH 7.2 buffer (PBS). The concentration of the antibody is adjusted to between 1-5mg/ml and 5 mM L-cysteine (Sigma, St. Louis, MO) is added to the antibody solution. Papain (Sigma, St. Louis, MO) is added immediately afterwards in 1:40 w/w (Ab:papain). After mixing well, the solution is incubated in a 37°C water bath for 2-3 hours. 0.2 mM iodoacetamide in 5-10 ml of PBS is added to the AB solution which is then incubated for 30 min. The fragments are

analyzed under reduced and non-reduced SDS-PAGE (polyacrylamide gel electrophoresis).

The Fab fragments are separated from the Fc portion using Protein A affinity chromatography (ProSepA, Bioprocessing, Inc., Scarborough, ME) followed by anion exchange chromatography (DEAE Sepharose Fast Flow resin, Pharmacia). Following anion exchange, the Fab fragment solution is concentrated using the Amicon Filtron system (Millipore) with 10Kd Diaflo ultrafiltration membranes. Amino acid analysis is performed to determine the concentration of Fab (Yale Biotechnology Center, New Haven, CT).

The R3.1 Fab fragments are labeled with Alexa 488® according to manufacturer's instructions (Molecular Probes, Inc., Eugene, OR).

Peripheral blood is obtained from normal healthy donors by venipuncture. R3.1 Fab fragments labeled with Alexa 488® (10 nM) and various dilutions of Compound or Fab fragments (10 nM) in the absence of compound are incubated with 100 µl of human whole blood for 20 minutes at 4°C. After centrifugation and 1 wash in dPBS, the cells are lysed and fixed in 100 µl of lysis buffer (Immunotech, Westbrook, Maine) for 10 min at room temperature and then 1 ml of water is added to each sample before analysis on a FACScan (Becton Dickinson, San Jose, CA).

#### EXAMPLE 5:

A test compound is administered orally, intramucosally or parenterally to a subject. Peripheral blood is withdrawn from the subject at various time points post-administration of the test compound. A molecule that specifically binds or modifies the R7.1 epitope of LFA-1 is added to the blood and incubated for 20 minutes at 4°C. After centrifugation and one wash in dPBS, the cells are then incubated with a goat anti-mouse IgG-PE conjugate (Biosource International, Camarillo, CA) diluted 1:50 in dPBS. After incubation in secondary reagent for 15 minutes at 4°C, cells are lysed and fixed in 100 µl of lysis buffer (Immunotech, Westbrook, Maine) for 10 min at room temperature and then 1 ml of water is added to each sample before analysis on a FACScan (Becton Dickinson, San Jose, CA).

The present invention is not to be limited in scope by the specific embodiments described herein, which are intended as single illustrations of individual aspects of the invention, and functionally equivalent methods and components are within the scope of the invention. Indeed, various modifications of the invention, in addition to those shown and described herein will become apparent to those skilled in the art from the foregoing description and accompanying drawings. Such modifications are intended to fall within the scope of the appended claims.

Various patent applications and publications are cited herein, the disclosures of which are incorporated by reference in their entireties.

What is claimed is:

1. A method for identifying a molecule that binds or modifies the R7.1 epitope of LFA-1 comprising:
  - (a) incubating a cell that expresses LFA-1 with a first test molecule and a second molecule that specifically binds the R7.1 epitope of LFA-1 or binds LFA-1 such that the R7.1 epitope is modified; and
  - (b) detecting the second molecule;

wherein a decrease in binding of the second molecule indicates binding of the first test molecule.

2. A method for identifying a molecule that binds or modifies the R7.1 epitope of LFA-1 comprising:
  - (a) incubating purified LFA-1 that expresses LFA-1 with a first test molecule and a second molecule that specifically binds the R7.1 epitope of LFA-1 or binds LFA-1 such that the R7.1 epitope is modified; and
  - (b) detecting the second molecule,

wherein a decrease in binding of the second molecule indicates binding of the first test molecule.

3. The method according to claim 1 wherein the second molecule is a compound of the formula I.
4. The method according to claim 2 wherein the second molecule is a compound of the formula I.

5. The method according to claim 1 wherein the second molecule is a compound of the formula II.
6. The method according to claim 2 wherein the second molecule is a compound of the formula II.
7. The method according to claim 1 wherein the second molecule is a compound of the formula III.
8. The method according to claim 2 wherein the second molecule is a compound of the formula III.
9. A method for identifying a molecule that specifically binds or modifies the R7.1 epitope of LFA-1 comprising:
  - (a) incubating a cell that expresses LFA-1 (i) a first test molecule, (ii) a second molecule that specifically binds the R7.1 epitope of LFA-1 or binds LFA-1 such that the R7.1 epitope is modified, and (iii) a third labeled molecule, wherein the third labeled molecule binds the second molecule; and
  - (b) detecting the third labeled molecule bound to the second molecule;wherein a decrease in binding of the second molecule indicates binding of the first test molecule.
10. A method for identifying a molecule that specifically binds or modifies the R7.1 epitope of LFA-1 comprising:

- (a) incubating purified LFA-1 that expresses LFA-1 with (i) a first test molecule, (ii) a second molecule that specifically binds the R7.1 epitope of LFA-1 or binds LFA-1 such that the R7.1 epitope is modified, and (iii) a third labeled molecule, wherein the third labeled molecule binds the second molecule; and
- (b) detecting the third labeled molecule bound to the second molecule;

wherein a decrease in binding of the second molecule indicates binding of the first test molecule.

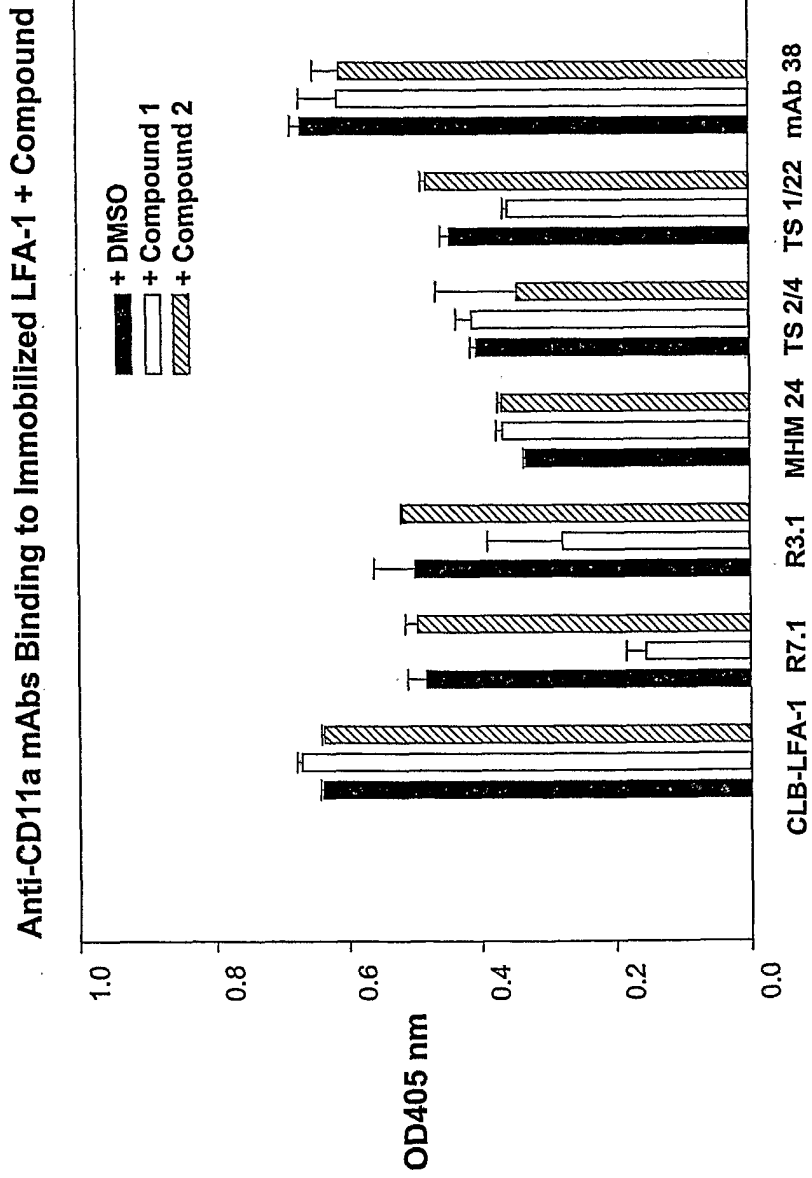
- 11. The method according to any of claims 1,2, 9, or 10 wherein the molecule that specifically binds or modifies the R7.1 epitope is a monoclonal antibody or a fragment thereof.
- 12. The method according to claim 11 wherein the monoclonal antibody is R7.1.
- 13. The method according to any one of claims 1-10 wherein the labeled molecule is labeled with a fluorescent compound.
- 14. A method for determining LFA-1 receptor occupancy comprising:
  - (a) administering a first test molecule to a subject;
  - (b) withdrawing a sample of blood from the subject;
  - (c) incubating the sample with a second labeled molecule that specifically binds the R7.1 epitope of LFA-1 or binds LFA-1 such that the R7.1 epitope is modified; and
  - (d) detecting the amount of the second molecule,

wherein a decrease in the amount of binding of the second labeled molecule indicates binding of the first test molecule.

15. A method for determining LFA-1 receptor occupancy comprising:
  - (a) administering a first test molecule to a subject;
  - (b) withdrawing a sample of blood from the subject;
  - (c) incubating the sample with a second molecule that specifically binds the R7.1 epitope of LFA-1 or binds LFA-1 such that the R7.1 epitope is modified;
  - (d) incubating the sample with a third labeled molecule, wherein the third labeled molecule binds the second molecule; and
  - (e) detecting the third labeled molecule bound to the second molecule,wherein a decrease in the amount of binding of the second molecule indicates binding of the first test molecule.
16. The method according to claim 14 or 15 wherein the second molecule is a monoclonal antibody or a fragment thereof.
17. The method according to claim 16 wherein the monoclonal antibody is R7.1.
18. The method according to claim 14 or 15 wherein the second molecule is a compound of the formula I.
19. The method according to claim 14 or 15 wherein the second molecule is a compound of the formula II.

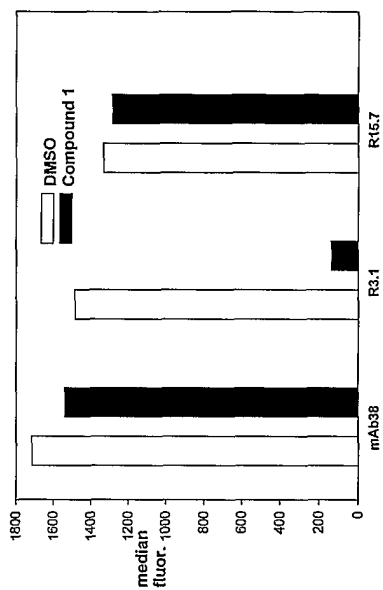
20. The method according to claim 14 or 15 wherein the second molecule is a compound of the formula III.
  
21. The method according to claim 14 or 15 wherein the subject is a human.
  
22. The method of claim 14 or 15 wherein the labeled molecule is labeled with a fluorescent compound.

Figure 1



Case No. 9/181

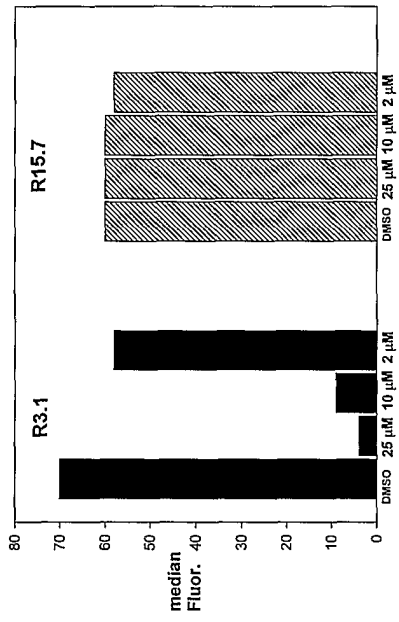
Figure 2



2/3

Case No. 9/181

Figure 3



3/3

INTERNATIONAL SEARCH REPORT

International application No.  
PCT/US01/25374

**A. CLASSIFICATION OF SUBJECT MATTER**  
 IPC(7) :G01N 33/53, 33/566, 33/577  
 US CL :435/7.24, 7.8; 436/501, 548  
 According to International Patent Classification (IPC) or to both national classification and IPC

**B. FIELDS SEARCHED**  
 Minimum documentation searched (classification system followed by classification symbols)  
 U.S. : 435/7.24, 7.8; 436/501, 548

Documentation searched other than minimum documentation to the extent that such documents are included in the fields searched

Electronic data base consulted during the international search (name of data base and, where practicable, search terms used)  
 Please See Extra Sheet.

**C. DOCUMENTS CONSIDERED TO BE RELEVANT**

Category*	Citation of document, with indication, where appropriate, of the relevant passages	Relevant to claim No.
Y	ARGENBRIGHT, L.W. et al, "Monoclonal antibodies to the leukocyte membrane CD18 glycoprotein complex and to intercellular adhesion molecule-1 inhibit leukocyte-endothelial adhesion in rabbits", Journal of Leukocyte Biology, 1991, Vol. 49, pages 253-257. See page 254, column. 2, first full paragraph.	1-2,11-13
Y	HARLOW, E. et al, "Antibodies: a laboratory manual", 1988, Cold Spring Harbor Laboratory, pages 567-569, 583 and 590. See especially page 567, first paragraph and page 590, first two paragraphs.	1-2,11-13

Further documents are listed in the continuation of Box C.  See patent family annex.

* Special categories of cited documents:	"T" later document published after the international filing date or priority date and not in conflict with the application but cited to understand the principle or theory underlying the invention
"A" document defining the general state of the art which is not considered to be of particular relevance	"X" document of particular relevance; the claimed invention cannot be considered novel or cannot be considered to involve an inventive step when the document is taken alone
"E" earlier document published on or after the international filing date	"Y" document of particular relevance; the claimed invention cannot be considered to involve an inventive step when the document is combined with one or more other such documents, such combination being obvious to a person skilled in the art
"L" document which may throw doubts on priority claim(s) or which is cited to establish the publication date of another citation or other special reason (as specified)	"&" document member of the same patent family
"O" document referring to an oral disclosure, use, exhibition or other means	
"P" document published prior to the international filing date but later than the priority date claimed	

Date of the actual completion of the international search 19 OCTOBER 2001	Date of mailing of the international search report <b>19 NOV 2001</b>
--	--

Name and mailing address of the ISA/US Commissioner of Patents and Trademarks Box PCT Washington, D.C. 20231 Facsimile No. (703) 305-3230	Authorized officer DAVID A. SAUNDERS <i>David A. Saunders</i> Telephone No. (703) 308-0196
--	--

INTERNATIONAL SEARCH REPORT

International application No.

PCT/US01/25374

B. FIELDS SEARCHED

Electronic data bases consulted (Name of data base and where practicable terms used):

CAS ONLINE:  
(CD11A OR CD(w)11A OR LFA1 OR LFA(w)1) AND ("R3.1" OR "R7.1")

EAST (USPAT, US-PGPUB, DERWENT):  
(CD11A OR CD ADJ 11A OR LFA1 OR LFA ADJ 1 OR "CD-11A" OR "LFA-1") AND ("R3.1" OR "R7.1")

专利名称(译)	用于鉴定结合LFA-1的分子和用于确定受体占据的方法和分子		
公开(公告)号	<a href="#">EP1311852A1</a>	公开(公告)日	2003-05-21
申请号	EP2001962152	申请日	2001-08-13
申请(专利权)人(译)	勃林格殷格翰制药公司.		
当前申请(专利权)人(译)	勃林格殷格翰制药公司.		
[标]发明人	WOSKA JOSEPH R MAGOLDA RONALD L LEMIEUX RENE M ROTHLEIN ROBERT REISER HANS C CAVINESS GARY O KISHIMOTO TAKASHI		
发明人	WOSKA, JOSEPH, R. MAGOLDA, RONALD, L. LEMIEUX, RENE, M. ROTHLEIN, ROBERT REISER, HANS, C. CAVINESS, GARY, O. KISHIMOTO, TAKASHI		
IPC分类号	G01N33/50 C12Q1/04 G01N33/15 G01N33/53 G01N33/543 G01N33/566 G01N33/58 G01N33/577		
CPC分类号	G01N33/566 G01N33/54306 G01N33/582 G01N2500/00		
优先权	60/225327 2000-08-14 US		
其他公开文献	EP1311852A4		
外部链接	<a href="#">Espacenet</a>		

#### 摘要(译)

本发明一般涉及鉴定结合LFA-1的R7.1表位或结合LFA-1的分子以使R7.1表位被修饰的方法。本发明进一步涉及通过与R7.1表位结合或结合LFA-1的分子确定LFA-1受体占据的方法，使得R7.1表位在给予受试者后被修饰。本发明进一步涉及可用于本发明方法的分子。