

(51) Int.Cl. ⁷	識別記号	F I	テ-マコード*(参考)
G 0 1 N 33/50	Z N A	G 0 1 N 33/50	Z N A Z 2 G 0 4 5
A 6 1 K 45/00		A 6 1 K 45/00	4 B 0 2 4
A 6 1 P 15/10		A 6 1 P 15/10	4 B 0 6 3
43/00	1 1 1	43/00	1 1 1 4 C 0 8 4
C 1 2 Q 1/02		C 1 2 Q 1/02	

審査請求 有 請求項の数32 OL (全 22 頁) 最終頁に続く

(21) 出願番号 特願2003-74464(P2003-74464)

(22) 出願日 平成15年3月18日(2003. 3. 18)

(31) 優先権主張番号 1 0 2 1 1 9 1 5. 5

(32) 優先日 平成14年3月18日(2002. 3. 18)

(33) 優先権主張国 ドイツ (D E)

(31) 優先権主張番号 6 0 / 3 6 5, 3 7 1

(32) 優先日 平成14年3月18日(2002. 3. 18)

(33) 優先権主張国 米国 (U S)

(71) 出願人 503103545

ジェナファーム ゲゼルシャフト ミット
ベシュレンクテル ハフツング ウント
コマンディートゲゼルシャフトJenapharm GmbH & C
o. KGドイツ国 07745 ジェナ, オットーシ
ョットーシュトラッセ 15Otto-Schott-Str. 15,
07745 Jena, Germany

(74) 代理人 100078282

弁理士 山本 秀策 (外2名)

最終頁に続く

(54) 【発明の名称】 インスリンレセプターの変化した発現によって引き起こされる状態の処置のための薬学的に活性化化合物を同定するための方法

	CON (mg/100g 体重)	CASTR(mg/100g 体重)	TESTO(mg/100g 体重)
陰莖	77.3 ± 7.3	46.8 ± 4.3	78.55 ± 5.54
前立腺	96.7 ± 30.4	7.4 ± 2.4	92.37 ± 33.89

1. Andersson K-E, Wagner G. 1995 The physiology of penile erection. *Physiol Rev* 75:191-236.
2. Lue T, Dahiya M. 1997 Molecular biology of erectile function and dysfunction. *Mol Urol* 1:35-48.
3. Udelson D, Nehra A, Hatzichristou D, Azadot A, Moreland RB, Krane RJ, Saenz de Tejada I, Goldstein I. 1998. Engineering analysis of penile hemodynamic and structural dynamic relationships. Part I-Clinical implications of penile tissue mechanical properties. *Int J Impot Res* 10:15-24.
4. Fran E, Kaiser MD. 1999 Erectile dysfunction in the aging man. *Med Clin North Am* 83:1267-1278.
5. Monga M. 1999 The aging penis: Erectile dysfunction. *Geriatr Nephrol Urol* 9:27-37.
6. Morgentaler A. 1999 Male impotence. *Lancet* 354:1713-1718.
7. Mills TM, Dai Y, Stopper VS, Lewis RW. 1999 Androgenic maintenance of the erectile response in the rat. *Steroids* 64:605-609.
8. Aversa A, Isidori AM, De Martino MU, Caprio M, Fabbri E, Rocchietti-March M, Frajese G, Fabbri A. 2000 Androgens and penile erection: evidence for a direct relationship between free testosterone and cavernous vasodilation in men with erectile dysfunction. *Clin Endocrinol* 53:517-522.
9. Baskin LS, Sutherland RS, Di Sandro MJ, Hayward SW, Lipschutz J, Cunha GR. 1997 The effect of testosterone on androgen receptors and human penile growth. *J Urol* 158:1113-1118.
10. Shabsigh R. 1997 The effects of testosterone on the cavernous tissue and erection. *World J Urol* 15:21-26.
11. Traish AT, Park K, Kim NN, Moreland RB, Goldstein I. 1999 Effects of castration and androgen replacement on erectile function in a rabbit model. *Endocrinology* 140:1861-1868.
12. Reilly CM, Zamorano P, Stopper VS, Mills TM. 1997 Androgenic regulation of NO availability in rat penile erection. *J Androl* 18:110-115.

13. Lugg JA, Rajfer J, Gonzalez-Cadavid NF. 1995 Dihydrotestosterone is the active androgen in the maintenance of nitric oxide-mediated penile erection in the rat. *Endocrinology* 136:1495-1501.
14. Schirar A, Bonnefond C, Meusnier C, Devinoy E. 1997 Androgens modulate nitric oxide messenger ribonucleic acid expression in neurons of the major pelvic ganglion in the rat. *Endocrinology* 138:3093-3102.
15. Feener EP, King GL. 1997 Vascular dysfunction in diabetes mellitus. *Lancet* 350(suppl):S19-S113.
16. Scherrer U, Sartorio C. 1997 Insulin as a vascular and sympathoexcitatory hormone: implications for blood pressure regulation, insulin sensitivity and cardiovascular mortality. *Circulation* 96:4104-4113.
17. Baron AD, Brechtel-Hook C, Johnson A, Cronin J, Learning R, Steinberg HO. 1996 Effect of perfusion rate on the time course of insulin-mediated glucose uptake. *Am J Physiol* 271:E1067-E1072.
18. Yki-Jarvinen H, Utriainen T. 1998 Insulin-induced vasodilation: physiology or pharmacology? *Diabetologia* 41:369-379.
19. Zeng G, Quon MJ. 1996 Insulin-stimulated production of nitric oxide is inhibited by wortmannin: direct measurement in vascular endothelial cells. *J Clin Invest* 98:894-898.
20. Kuboki K, Jiang ZH, Takahara N, Ha SW, Igarashi M, Yamauchi T, Feener EP, Herbert TP, Rhodes CJ, King GL. 2000 Regulation of endothelial constitutive nitric oxide synthase gene expression in endothelial cells *in vivo*. *Circulation* 101:676-681.
21. El-Rufaei OEF, Bener A, Abuzeid MSO, Ali TA. 1997 Sexual dysfunction among type II diabetic men: a controlled study. *J Psychosom Res* 43:605-612.
22. McKendrick JD, Salas E, Dube GP, Murat J, Russell JC, Radomski MW. 1998 Inhibition of nitric oxide generation unmasks vascular dysfunction in insulin-resistant, obese ICR:LA-*cp* rats. *BJUrol* 124:361-369.
23. Honing MLH, Morrison PJ, Banga JD, Stroes ESG, Rabelink TJ. 1998 Nitric oxide availability in diabetes mellitus. *Diabetes Metab Rev* 14:241-249.

24. Rehman J, Chenven E, Brink P, Peterson B, Walcott B, Wen YW, Melman A, Christ G. 1997 Diminished neurogenic but not pharmacological erections in the 2- to 3-month experimentally diabetic F-344 rat. *Am J Physiol (Heart Circ Physiol 41)*:H1960-1971.
25. Kahn AM, Husid A, Allen JC, Seidel C, Song T. 1997 Insulin acutely inhibits cultured vascular smooth muscle cell contraction by a nitric oxide synthase-independent pathway. *Hypertension 30*:928-933.
26. Rosen OM. 1987 After insulin binds. *Science 237*:1452-1458.
27. White MF, Kahn CR. 1994 The insulin signalling system. *J Biol Chem 269*: 1-4.
28. Seino S, Seino M, Nishi S, Bell GI. 1989 Structure of the human insulin receptor gene and characterization of its promoter. *Proc Natl Acad Sci USA 86*:114-118.
29. Seino S, Bell GI. 1989 Alternative splicing of human receptor messenger RNA. *Biochem Biophys Res Commun 159*:312-316.
30. Goldstein BJ, Dudley AL. 1990 The rat insulin receptor: primary structure and conservation of tissue-specific alternative splicing. *Mol Endocrinol 4*:235-244.
31. Sugimoto K, Murakawa Y, Zhang W, Xu G, Sima AAF. 2000 Insulin receptor in rat peripheral nerve: its localization and alternatively spliced isoforms. *Diabetes/Metab Res Rev 16*:354-363.
32. Moller DE, Yokota A, Caro JF, Flier JS. 1989 Tissue-specific expression of two alternatively spliced insulin receptor mRNAs. *Mol Endocrinol 3*:1263-1269.
33. Huang Z, Bodkin NL, Ortmeier HK, Hansen BC, Shuldiner AR. 1994 Hyperinsulinemia is associated with altered insulin receptor mRNAs splicing in muscle of the spontaneous obese diabetic rhesus monkey. *J Clin Invest 14*: 1289-1296.
34. Mostaf L, Grako K, Dull TJ, Coussens L, Ullrich A, McClain DA. 1990 Functionally distinct insulin receptors generated by tissue-specific alternative splicing. *EMBO J 9*:2409-2413.
35. McClain DA. 1991 Different ligand affinities of the two human insulin receptor splice variants are reflected in parallel changes in sensitivity for insulin action. *Mol Endocrinol 5*:734-739.
36. Kellerer M, Lammers R, Emmel B, Tippmer S, Vogt B, Obermaier-Kusser B, Ullrich A, Häring HU. 1992 Distinct α -subunit structures of human insulin receptor A and B variants determine differences in tyrosine kinase activities. *Biochemistry 13*: 4588-4598.

- 37, Yamaguchi Y, Flier JS, Yokota A, Benecke H, Backer JM, Moller DE. 1991 Functional properties of two naturally occurring isoforms of the human insulin receptor in Chinese hamster ovary cells. *Endocrinology* 129:2058-2066.
- 38, Vidal H, Auboeuf D, Beylot M, Riou JP. 1995 Regulation of insulin receptor mRNA splicing in rat tissues. *Diabetes* 44:1196-1201
- 39, Wiersma MML, Auboeuf D, Nieuwenhuizen-Bakker IM, Radder JK, Riou JP, Vidal H. 1997. Insulin receptor mRNA splicing and altered metabolic control in aged and mildly insulin-deficient rats. *Am J Physiol* 272:E607-E615.
- 40, Zirkin BR, Chen H, Luo L. 1997 Leydig cell steroidogenesis in aging rats. *Exp Gerontol* 32:529-537.
- 41, Zirkin BR, Chen H. 2000 regulation of leydig cell steroidogenic function during aging. *Biol Reprod* 63:977-981.

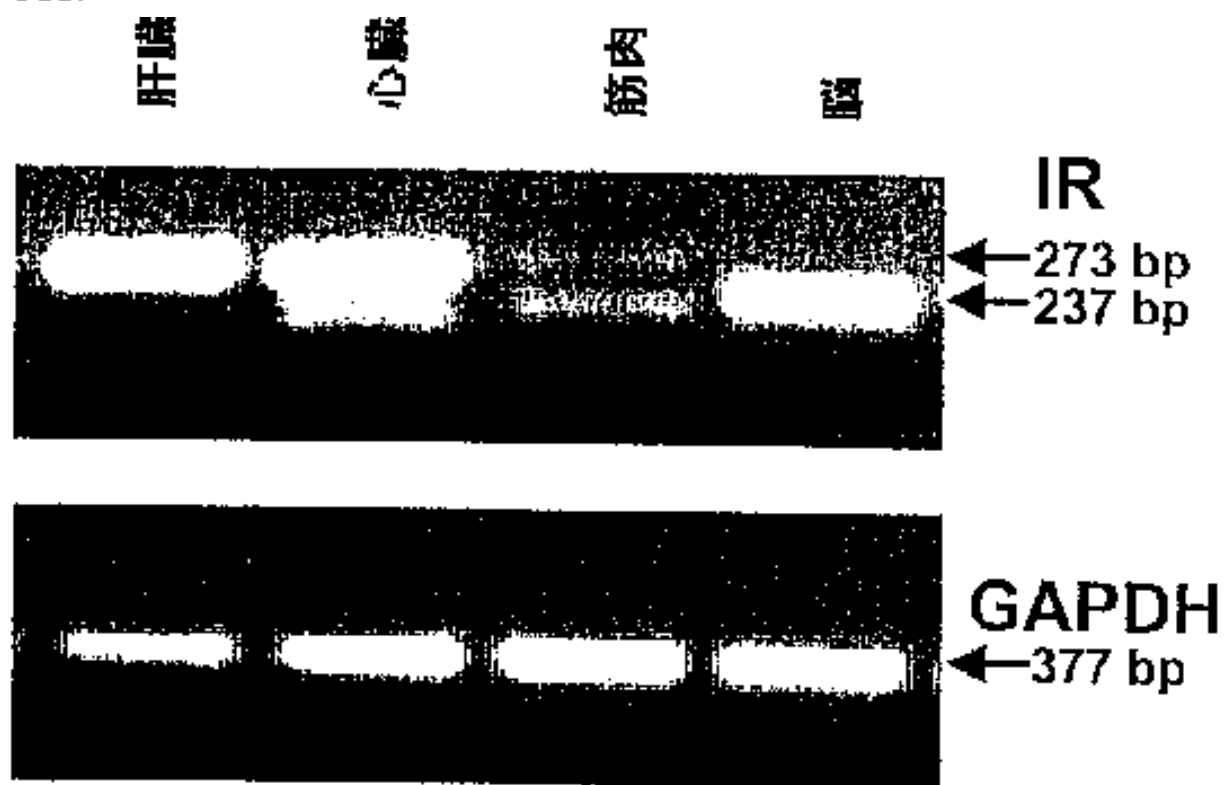


Fig. 1

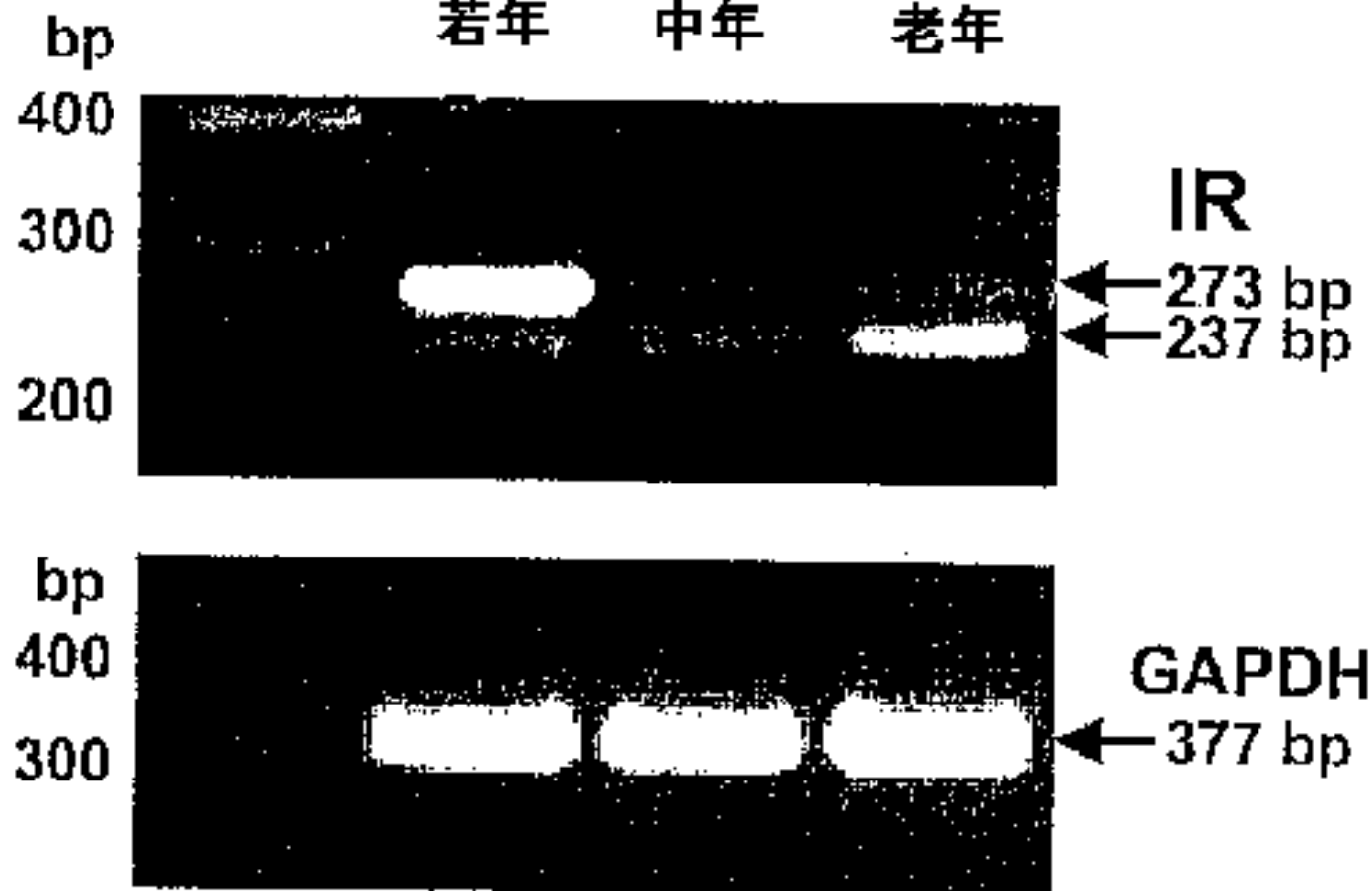


Fig. 2a

発現 (%)

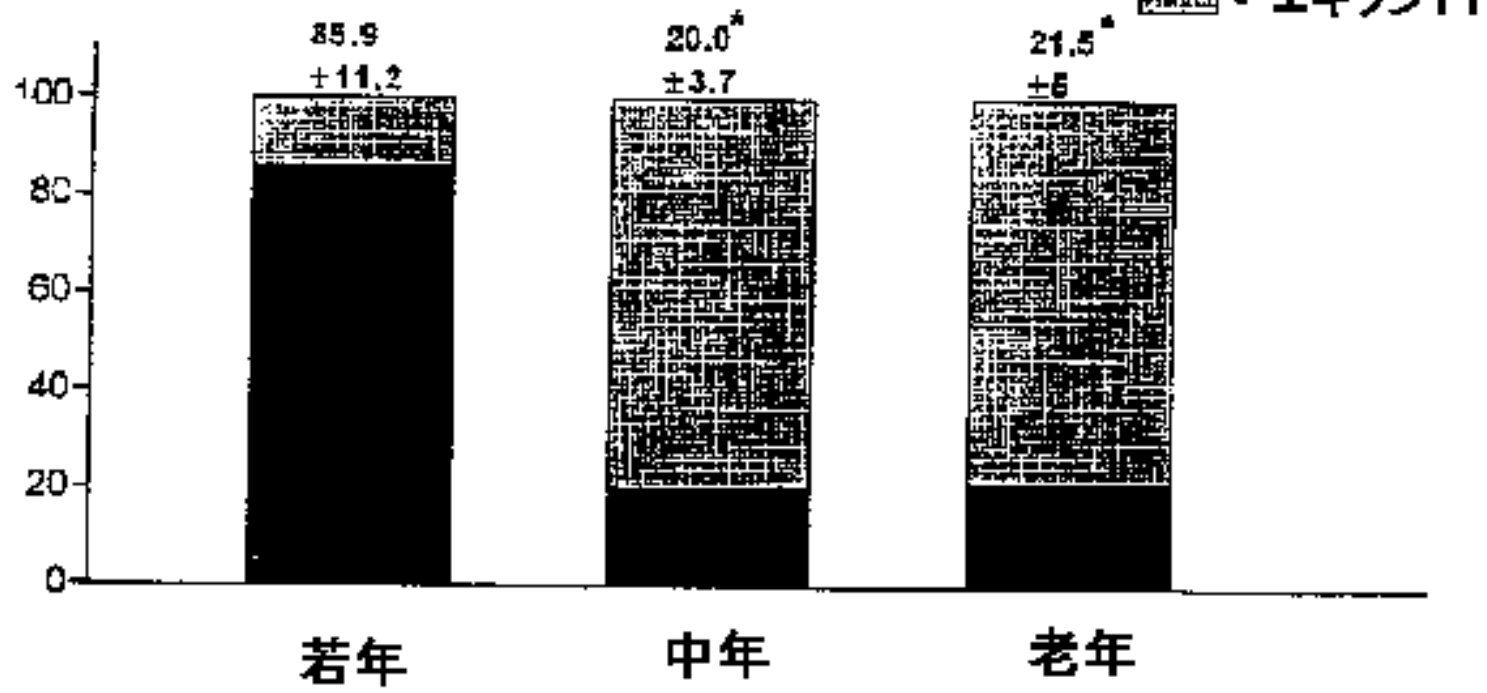


Fig. 2b




Fig. 3a

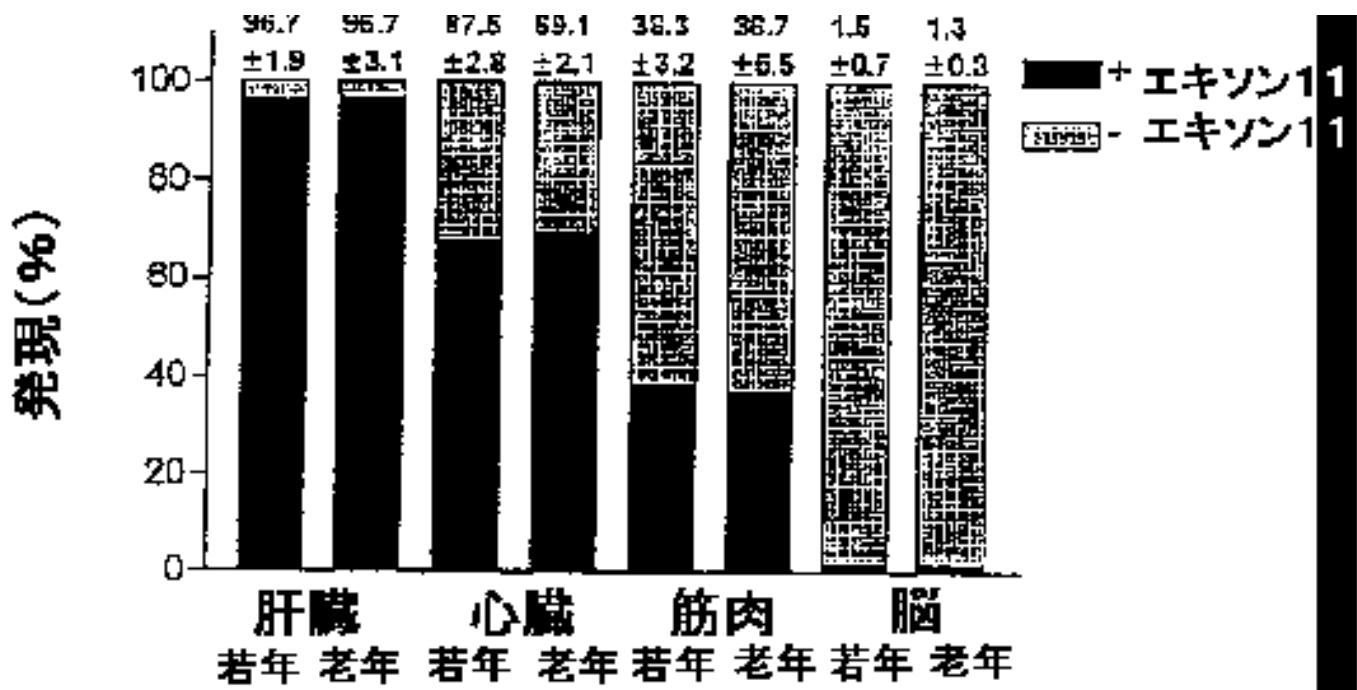


Fig.3b




Fig. 4a

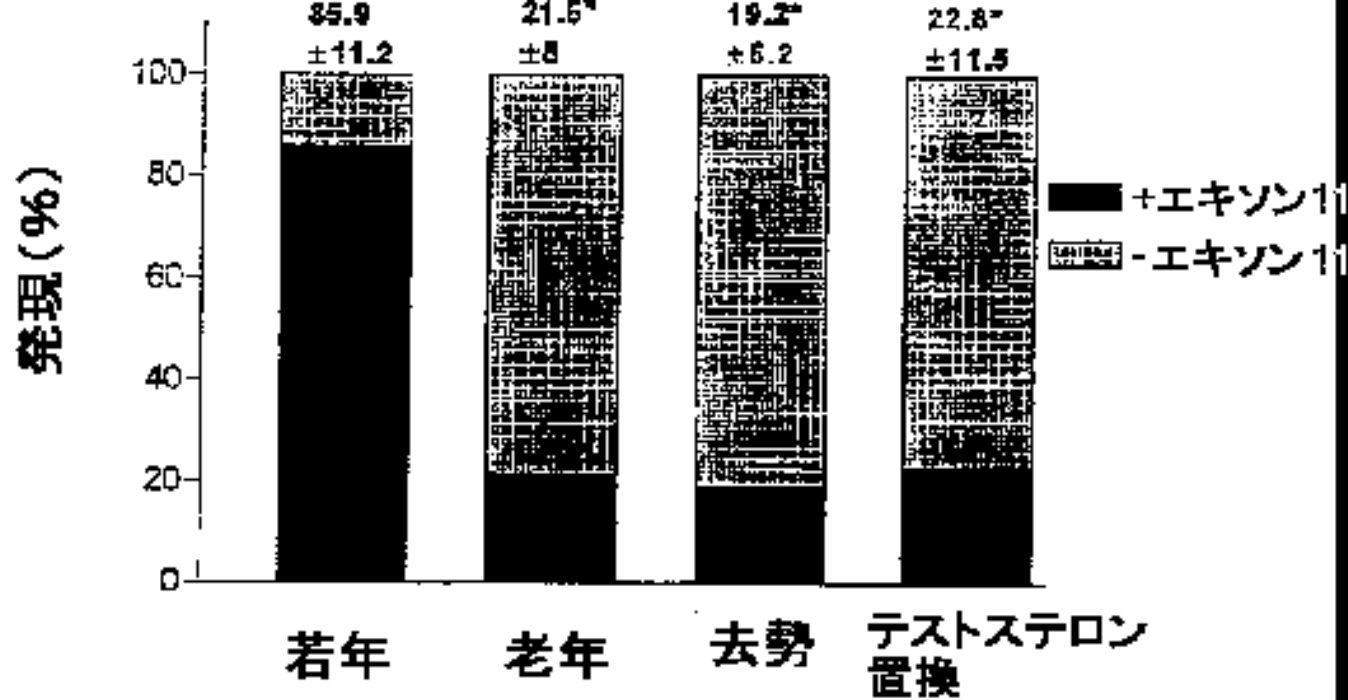


Fig. 4b

专利名称(译)	鉴定用于治疗由胰岛素受体表达改变引起的病症的药物活性化合物的方法		
公开(公告)号	JP2003337131A	公开(公告)日	2003-11-28
申请号	JP2003074464	申请日	2003-03-18
[标]申请(专利权)人(译)	詹娜农场GESELLSCHAFT手套Beshurenkuteru霍夫Tsongu UND命令避蚊胺GESELLSCHAFT		
申请(专利权)人(译)	詹娜农场GESELLSCHAFT手套Beshurenkuteru GMBH UND命令避蚊胺GESELLSCHAFT		
[标]发明人	ディーターミユラー アマルケイムコパディエイ ジュディスヴェッセルス		
发明人	ディーター ミユラー アマルケイ. ムコパディエイ ジュディス ヴェッセルス		
IPC分类号	G01N33/50 A61K45/00 A61P15/10 A61P43/00 C12N15/09 C12Q1/02 C12Q1/68 C12R1/91 G01N33/15 G01N33/53 G01N33/566		
CPC分类号	A61P15/10 C12Q1/6883 C12Q2600/158		
FI分类号	G01N33/50.ZNA.Z A61K45/00 A61P15/10 A61P43/00.111 C12Q1/02 C12Q1/68.A G01N33/15.Z G01N33/53.D G01N33/53.M G01N33/566 C12R1/91 C12N15/00.A C12Q1/6883.C C12Q1/6883.Z G01N33/50.ZZN.A		
F-TERM分类号	2G045/AA35 2G045/AA40 2G045/BA11 2G045/BB50 2G045/DA12 2G045/DA13 2G045/DA14 2G045/DA36 2G045/FB02 4B024/AA01 4B024/AA11 4B024/BA63 4B024/CA04 4B024/DA02 4B024/DA05 4B024/DA06 4B024/DA11 4B024/DA12 4B024/EA04 4B024/GA11 4B024/HA12 4B063/QA18 4B063/QA19 4B063/QA20 4B063/QQ08 4B063/QQ13 4B063/QQ53 4B063/QR08 4B063/QR42 4B063/QR56 4B063/QS25 4B063/QS34 4B063/QX02 4C084/AA02 4C084/AA03 4C084/AA17 4C084/BA44 4C084/CA62 4C084/MA17 4C084/MA22 4C084/MA23 4C084/MA28 4C084/MA35 4C084/MA37 4C084/MA41 4C084/MA43 4C084/MA52 4C084/MA63 4C084/MA66 4C084/NA14 4C084/ZA812 4C084/ZC412		
优先权	10211915 2002-03-18 DE 60/365371 2002-03-18 US		
其他公开文献	JP3621401B2		
外部链接	Espacenet		

摘要(译)

要解决的问题：提供一种治疗勃起功能障碍的药物，鉴定可用于治疗勃起功能障碍的新型化合物，并评估该化合物是否有效治疗此类疾病。本发明的目的是提供一种可靠的筛选方法，其能够实现一种鉴定用于治疗由胰岛素受体表达改变引起的病症的药物活性化合物的方法，该方法包括以下步骤：a) 在哺乳动物中鉴定潜在的药物活性化合物 B)，然后体外分析来源于哺乳动物的阴茎组织中胰岛素受体的Ex11+-剪接变体和/或Ex11--剪接变体的量；c) 选择引起胰岛素受体的Ex11+-剪接变体的量增加和/或引起Ex11--剪接变体的量减少的化合物。