



US010702278B2

(12) **United States Patent**
Tokarz et al.

(10) **Patent No.: US 10,702,278 B2**
(45) **Date of Patent: Jul. 7, 2020**

(54) **LAPAROSCOPIC SURGICAL LIGATION CLIP APPLIER**

(71) Applicant: **Covidien LP**, Mansfield, MA (US)

(72) Inventors: **Christopher A. Tokarz**, Torrington, CT (US); **Norvin Asido**, Southington, CT (US)

(73) Assignee: **COVIDIEN LP**, Mansfield, MA (US)

(*) Notice: Subject to any disclaimer, the term of this patent is extended or adjusted under 35 U.S.C. 154(b) by 912 days.

(21) Appl. No.: **14/941,714**

(22) Filed: **Nov. 16, 2015**

(65) **Prior Publication Data**

US 2016/0151071 A1 Jun. 2, 2016

Related U.S. Application Data

(60) Provisional application No. 62/086,250, filed on Dec. 2, 2014.

(51) **Int. Cl.**
A61B 17/128 (2006.01)
A61B 17/00 (2006.01)

(52) **U.S. Cl.**
CPC **A61B 17/1285** (2013.01); **A61B 17/128** (2013.01); **A61B 2017/0046** (2013.01); **A61B 2017/00477** (2013.01)

(58) **Field of Classification Search**
CPC A61B 17/1285; A61B 17/128; A61B 2017/0046; A61B 2017/0477; A61B 17/122; A61B 17/1222; A61B 17/1227; A61B 2017/00584; A61B 2017/0488
See application file for complete search history.

(56) **References Cited**

U.S. PATENT DOCUMENTS

3,120,230 A 2/1964 Skold
3,363,628 A 1/1968 Wood
3,638,847 A 2/1972 Noiles et al.
(Continued)

FOREIGN PATENT DOCUMENTS

AU 2010200641 A1 10/2010
CA 2740831 A1 4/2010
(Continued)

OTHER PUBLICATIONS

Extended European Search Report corresponding to counterpart Int'l Appl. No. EP 15 19 7251.0, dated Apr. 8, 2016.

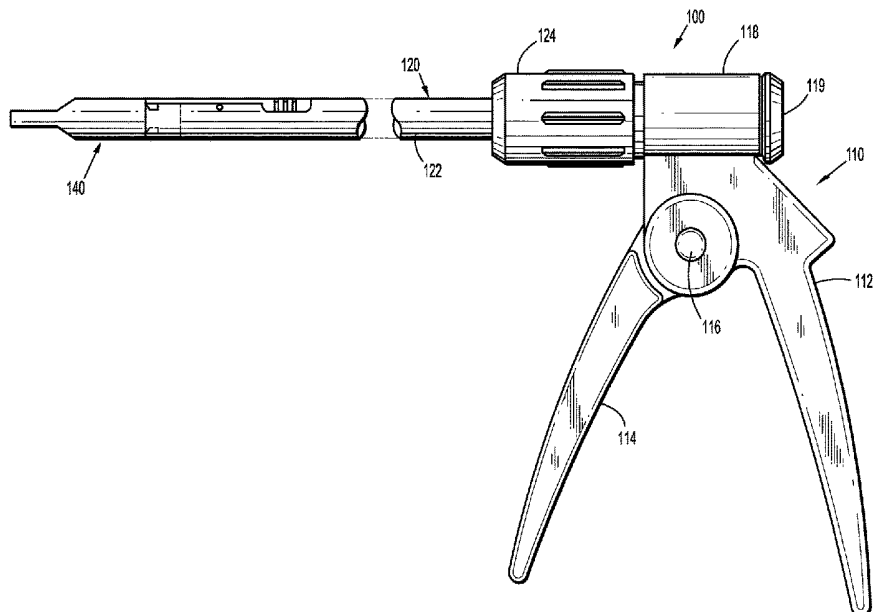
(Continued)

Primary Examiner — Kathleen S Holwerda
Assistant Examiner — Brooke Labranche

(57) **ABSTRACT**

A ligation clip applier is provided and includes a handle assembly supporting an advancing mechanism removably and slidably supported within a barrel housing of the handle assembly, and a clip module removably and selectively connected to the handle assembly. The clip module includes a housing defining a proximal end, a distal end and a lumen therethrough, the clip module housing including an annular flange extending radially into the lumen thereof; and a jaw blade slidably supported within the lumen of the clip module housing. The jaw blade includes a pair of jaws disposed within the distal end of the clip module housing, the pair of jaws being biased to an open condition, wherein each jaw includes a respective cam tooth projecting therefrom, wherein the cam teeth are in operative registration with, and proximal of, the annular flange of the clip module housing.

20 Claims, 6 Drawing Sheets



(56)

References Cited

U.S. PATENT DOCUMENTS

3,675,688	A	7/1972	Bryan et al.	4,983,176	A	1/1991	Cushman et al.
3,735,762	A	5/1973	Bryan et al.	4,988,355	A	1/1991	Leveen et al.
3,867,944	A	2/1975	Samuels	5,002,552	A	3/1991	Casey
4,242,902	A	1/1981	Green	5,026,379	A	6/1991	Yoon
4,296,751	A	10/1981	Blake, III et al.	5,030,224	A	7/1991	Wright et al.
4,372,316	A	2/1983	Blake, III et al.	5,030,226	A	7/1991	Green et al.
4,408,603	A	10/1983	Blake, III et al.	5,032,127	A	7/1991	Frazee et al.
4,412,539	A	11/1983	Jarvik	5,035,692	A	7/1991	Lyon et al.
4,449,531	A	5/1984	Cerwin et al.	5,047,038	A	9/1991	Peters et al.
4,478,220	A	10/1984	Di Giovanni et al.	5,049,152	A	9/1991	Simon et al.
4,480,640	A	11/1984	Becht	5,049,153	A	9/1991	Nakao et al.
4,480,641	A	11/1984	Failla et al.	5,053,045	A	10/1991	Schmidt et al.
4,487,204	A	12/1984	Hrouda	5,059,202	A	10/1991	Liang et al.
4,487,205	A	12/1984	Di Giovanni et al.	5,062,563	A	11/1991	Green et al.
4,491,133	A	1/1985	Menges et al.	5,062,846	A	11/1991	Oh et al.
4,492,232	A	1/1985	Green	5,078,731	A	1/1992	Hayhurst
4,498,476	A	2/1985	Cerwin et al.	5,084,057	A	1/1992	Green et al.
4,500,024	A	2/1985	DiGiovanni et al.	5,100,416	A	3/1992	Oh et al.
4,509,518	A	4/1985	McGarry et al.	5,100,420	A	3/1992	Green et al.
4,512,345	A	4/1985	Green	5,104,394	A	4/1992	Knoepfler
4,522,207	A	6/1985	Klieman et al.	5,104,395	A	4/1992	Thornton et al.
4,532,925	A	8/1985	Blake, III	5,112,343	A	5/1992	Thornton
4,534,351	A	8/1985	Rothfuss et al.	5,122,150	A	6/1992	Puig
4,545,377	A	10/1985	Cerwin et al.	5,127,915	A	7/1992	Mattson
4,549,544	A	10/1985	Favaron	5,129,885	A	7/1992	Green et al.
4,556,058	A	12/1985	Green	5,156,608	A	10/1992	Troidl et al.
4,557,263	A	12/1985	Green	5,160,339	A	11/1992	Chen et al.
4,562,839	A	1/1986	Blake, III et al.	5,163,945	A	11/1992	Ortiz et al.
4,572,183	A	2/1986	Juska	5,171,247	A	12/1992	Hughett et al.
4,576,165	A	3/1986	Green et al.	5,171,249	A	12/1992	Stefanchik et al.
4,576,166	A	3/1986	Montgomery et al.	5,171,250	A	12/1992	Yoon
4,590,937	A	5/1986	Deniega	5,171,251	A	12/1992	Bregen et al.
4,592,498	A	6/1986	Braun et al.	5,171,252	A	12/1992	Friedland
4,598,711	A	7/1986	Deniega	5,171,253	A	12/1992	Klieman
4,602,631	A	7/1986	Funatsu	5,192,288	A	3/1993	Thompson et al.
4,611,595	A	9/1986	Klieman et al.	5,197,970	A	3/1993	Green et al.
4,612,932	A	9/1986	Caspar et al.	5,199,566	A	4/1993	Ortiz et al.
4,616,650	A	10/1986	Green et al.	5,201,746	A	4/1993	Shichman
4,616,651	A	10/1986	Golden	5,201,900	A	4/1993	Nardella
4,624,254	A	11/1986	McGarry et al.	5,207,691	A	5/1993	Nardella
4,637,395	A	1/1987	Caspar et al.	5,207,692	A	5/1993	Kraus et al.
4,646,740	A	3/1987	Peters et al.	5,217,473	A	6/1993	Yoon
4,647,504	A	3/1987	Kimimura et al.	5,219,353	A	6/1993	Garvey, III et al.
4,658,822	A	4/1987	Kees, Jr.	5,246,450	A	9/1993	Thornton et al.
4,660,558	A	4/1987	Kees, Jr.	5,269,792	A	12/1993	Kovac et al.
4,662,373	A	5/1987	Montgomery et al.	5,281,228	A	1/1994	Wolfson
4,662,374	A	5/1987	Blake, III	5,282,807	A	2/1994	Knoepfler
4,671,278	A	6/1987	Chin	5,282,808	A	2/1994	Kovac et al.
4,671,282	A	6/1987	Tretbar	5,282,832	A	2/1994	Toso et al.
4,674,504	A	6/1987	Klieman et al.	5,289,963	A	3/1994	McGarry et al.
4,681,107	A	7/1987	Kees, Jr.	5,290,299	A	3/1994	Fain et al.
4,696,396	A	9/1987	Samuels	5,300,081	A	4/1994	Young et al.
4,702,247	A	10/1987	Blake, III et al.	5,304,183	A	4/1994	Gourlay et al.
4,706,668	A	11/1987	Backer	5,306,280	A	4/1994	Bregen et al.
4,712,549	A	12/1987	Peters et al.	5,306,283	A	4/1994	Connors
4,733,666	A	3/1988	Mercer, Jr.	5,312,426	A	5/1994	Segawa et al.
4,759,364	A	7/1988	Boebel	5,330,442	A	7/1994	Green et al.
4,765,335	A	8/1988	Schmidt et al.	5,330,487	A	7/1994	Thornton et al.
4,777,949	A	10/1988	Perlin	5,340,360	A	8/1994	Stefanchik
4,796,625	A	1/1989	Kees, Jr.	5,342,373	A	8/1994	Stefanchik et al.
4,799,481	A	1/1989	Transue et al.	5,354,304	A	10/1994	Allen et al.
4,815,466	A	3/1989	Perlin	5,354,306	A	10/1994	Garvey, III et al.
4,821,721	A	4/1989	Chin et al.	5,356,064	A	10/1994	Green et al.
4,822,348	A	4/1989	Casey	5,366,458	A	11/1994	Korthoff et al.
4,834,096	A	5/1989	Oh et al.	5,366,459	A	11/1994	Yoon
4,850,355	A	7/1989	Brooks et al.	5,368,600	A	11/1994	Failla et al.
4,854,317	A	8/1989	Braun	5,381,943	A	1/1995	Allen et al.
4,856,517	A	8/1989	Collins et al.	5,382,253	A	1/1995	Hogendijk
4,929,239	A	5/1990	Braun	5,382,254	A	1/1995	McGarry et al.
4,931,058	A	6/1990	Cooper	5,382,255	A	1/1995	Castro et al.
4,934,364	A	6/1990	Green	5,383,880	A	1/1995	Hooven
4,951,860	A	8/1990	Peters et al.	5,383,881	A	1/1995	Green et al.
4,957,500	A	9/1990	Liang et al.	5,395,375	A	3/1995	Turkel et al.
4,966,603	A	10/1990	Focelle et al.	5,395,381	A	3/1995	Green et al.
4,967,949	A	11/1990	Sandhaus	5,403,327	A	4/1995	Thornton et al.
				5,409,498	A	4/1995	Braddock et al.
				5,413,584	A	5/1995	Schulze
				5,423,835	A	6/1995	Green et al.
				5,425,740	A	6/1995	Hutchinson, Jr.

(56)

References Cited

U.S. PATENT DOCUMENTS

5,431,667 A	7/1995	Thompson et al.	5,772,673 A	6/1998	Cuny et al.
5,431,668 A	7/1995	Burbank, III et al.	5,776,146 A	7/1998	Sackier et al.
5,431,669 A	7/1995	Thompson et al.	5,776,147 A	7/1998	Dolendo
5,439,468 A	8/1995	Schulze et al.	5,779,718 A	7/1998	Green et al.
5,441,509 A	8/1995	Vidal et al.	5,779,720 A	7/1998	Walder-Utz et al.
5,447,513 A	9/1995	Davison et al.	5,782,844 A	7/1998	Yoon et al.
5,449,365 A	9/1995	Green et al.	5,788,698 A	8/1998	Savornin
5,462,555 A	10/1995	Bolanos et al.	5,792,149 A	8/1998	Sherts et al.
5,462,558 A	10/1995	Kolesa et al.	5,792,150 A	8/1998	Pratt et al.
5,464,416 A	11/1995	Steckel	5,797,922 A	8/1998	Hessel et al.
5,474,566 A	12/1995	Alesi et al.	5,810,853 A	9/1998	Yoon
5,474,567 A	12/1995	Stefanchik et al.	5,817,116 A	10/1998	Takahashi et al.
5,474,572 A	12/1995	Hayhurst	5,827,306 A	10/1998	Yoon
5,487,499 A	1/1996	Sorrentino et al.	5,827,323 A	10/1998	Klieman et al.
5,487,746 A	1/1996	Yu et al.	5,833,695 A	11/1998	Yoon
5,501,693 A	3/1996	Gravener	5,833,696 A	11/1998	Whitfield et al.
5,509,920 A	4/1996	Phillips et al.	5,833,700 A	11/1998	Fogelberg et al.
5,514,149 A	5/1996	Green et al.	5,835,199 A	11/1998	Phillips et al.
5,520,701 A	5/1996	Lerch	5,843,097 A	12/1998	Mayenberger et al.
5,527,318 A	6/1996	McGarry	5,843,101 A	12/1998	Fry
5,527,319 A	6/1996	Green et al.	5,846,255 A	12/1998	Casey
5,527,320 A	6/1996	Carruthers et al.	5,849,019 A	12/1998	Yoon
5,542,949 A	8/1996	Yoon	5,858,018 A	1/1999	Shipp et al.
5,547,474 A	8/1996	Kloeckl et al.	5,861,005 A	1/1999	Kontos
5,569,274 A	10/1996	Rapacki et al.	5,868,759 A	2/1999	Peyser et al.
5,571,121 A	11/1996	Heifetz	5,868,761 A	2/1999	Nicholas et al.
5,575,802 A	11/1996	McQuilkin et al.	5,876,410 A	3/1999	Petillo
5,582,615 A	12/1996	Foshee et al.	5,895,394 A	4/1999	Kienzle et al.
5,584,840 A	12/1996	Ramsey et al.	5,897,565 A	4/1999	Foster
5,591,178 A	1/1997	Green et al.	5,904,693 A	5/1999	Dicesare et al.
5,593,414 A	1/1997	Shipp et al.	5,906,625 A	5/1999	Bito et al.
5,593,421 A	1/1997	Bauer	5,913,862 A	6/1999	Ramsey et al.
5,601,573 A	2/1997	Fogelberg et al.	5,918,791 A	7/1999	Sorrentino et al.
5,601,574 A	2/1997	Stefanchik et al.	5,921,996 A	7/1999	Sherman
5,607,436 A	3/1997	Pratt et al.	5,921,997 A	7/1999	Fogelberg et al.
5,618,291 A	4/1997	Thompson et al.	5,928,251 A	7/1999	Aranyi et al.
5,618,306 A	4/1997	Roth et al.	5,938,667 A	8/1999	Peyser et al.
5,620,452 A	4/1997	Yoon	5,951,574 A	9/1999	Stefanchik et al.
5,626,585 A	5/1997	Mittelstadt et al.	5,972,003 A	10/1999	Rousseau et al.
5,626,586 A	5/1997	Pistl et al.	5,976,159 A	11/1999	Bolduc et al.
5,626,587 A	5/1997	Bishop et al.	5,993,465 A	11/1999	Shipp et al.
5,626,592 A	5/1997	Phillips et al.	6,004,335 A	12/1999	Vaitekunas et al.
RE35,525 E	6/1997	Stefanchik et al.	6,009,551 A	12/1999	Sheynblat
5,634,930 A	6/1997	Thornton et al.	6,017,358 A	1/2000	Yoon et al.
5,643,291 A	7/1997	Pier et al.	6,045,560 A	4/2000	McKean et al.
5,645,551 A	7/1997	Green et al.	RE36,720 E	5/2000	Green et al.
5,645,553 A	7/1997	Kolesa et al.	6,059,799 A	5/2000	Aranyi et al.
5,649,937 A	7/1997	Bito et al.	6,099,536 A	8/2000	Petillo
5,653,720 A	8/1997	Johnson et al.	6,099,537 A	8/2000	Sugai et al.
5,662,662 A	9/1997	Bishop et al.	6,139,555 A	10/2000	Hart et al.
5,662,676 A	9/1997	Koninckx	6,210,418 B1	4/2001	Storz et al.
5,662,679 A	9/1997	Voss et al.	6,217,590 B1	4/2001	Levinson
5,665,097 A	9/1997	Baker et al.	6,228,097 B1	5/2001	Levinson et al.
5,676,676 A	10/1997	Porter	6,241,740 B1	6/2001	Davis et al.
5,681,330 A	10/1997	Hughett et al.	6,258,105 B1	7/2001	Hart et al.
5,683,405 A	11/1997	Yacoubian et al.	6,261,302 B1	7/2001	Voegelé et al.
5,695,502 A	12/1997	Pier et al.	6,273,898 B1	8/2001	Kienzle et al.
5,695,505 A	12/1997	Yoon	6,277,131 B1	8/2001	Kalikow
5,697,938 A	12/1997	Jensen et al.	6,306,149 B1	10/2001	Meade
5,700,270 A	12/1997	Peyser et al.	6,318,619 B1	11/2001	Lee
5,700,271 A	12/1997	Whitfield et al.	6,322,571 B1	11/2001	Adams
5,702,048 A	12/1997	Eberlin	6,350,269 B1	2/2002	Shipp et al.
5,709,706 A	1/1998	Kienzle et al.	6,352,541 B1	3/2002	Kienzle et al.
5,713,911 A	2/1998	Racenet et al.	6,391,035 B1	5/2002	Appleby et al.
5,713,912 A	2/1998	Porter	6,423,079 B1	7/2002	Blake, III
5,720,756 A	2/1998	Green et al.	6,428,548 B1	8/2002	Durgin et al.
5,722,982 A	3/1998	Ferreira et al.	6,440,144 B1	8/2002	Bacher
5,725,537 A	3/1998	Green et al.	6,461,363 B1	10/2002	Gadberry et al.
5,725,538 A	3/1998	Green et al.	6,464,710 B1	10/2002	Foster
5,725,542 A	3/1998	Yoon	6,494,886 B1	12/2002	Wilk et al.
5,733,295 A	3/1998	Back et al.	6,517,536 B2	2/2003	Hooven et al.
5,749,881 A	5/1998	Sackier et al.	6,520,972 B2	2/2003	Peters
5,755,726 A	5/1998	Pratt et al.	6,527,786 B1	3/2003	Davis et al.
5,766,189 A	6/1998	Matsuno	6,537,289 B1	3/2003	Kayan et al.
5,769,857 A	6/1998	Reztzov et al.	6,546,935 B2	4/2003	Hooven
			6,551,333 B2	4/2003	Kuhns et al.
			6,562,051 B1	5/2003	Bolduc et al.
			6,569,171 B2	5/2003	DeGuillebon et al.
			6,579,304 B1	6/2003	Hart et al.

(56)

References Cited

U.S. PATENT DOCUMENTS

6,599,298	B1	7/2003	Forster et al.	6,974,462	B2	12/2005	Sater
6,602,252	B2	8/2003	Mollenauer	6,974,466	B2	12/2005	Ahmed et al.
6,607,540	B1	8/2003	Shipp	6,974,475	B1	12/2005	Wall
6,613,060	B2	9/2003	Adams et al.	6,981,505	B2	1/2006	Krause et al.
6,626,916	B1	9/2003	Yeung et al.	6,981,628	B2	1/2006	Wales
6,626,922	B1	9/2003	Hart et al.	6,991,635	B2	1/2006	Takamoto et al.
6,648,898	B1	11/2003	Baxter	7,052,504	B2	5/2006	Hughett
6,652,538	B2	11/2003	Kayan et al.	7,056,330	B2	6/2006	Gayton
6,652,539	B2	11/2003	Shipp et al.	7,108,703	B2	9/2006	Danitz et al.
6,656,193	B2	12/2003	Grant et al.	7,144,402	B2	12/2006	Kuester, III
6,673,083	B1	1/2004	Kayan et al.	7,175,648	B2	2/2007	Nakao
6,676,659	B2	1/2004	Hutchins et al.	7,179,265	B2	2/2007	Manetakis et al.
6,679,894	B2	1/2004	Damarati	7,207,997	B2	4/2007	Shipp et al.
RE38,445	E	2/2004	Pistl et al.	7,211,091	B2	5/2007	Fowler et al.
6,695,854	B1	2/2004	Kayan et al.	7,211,092	B2	5/2007	Hughett
6,706,057	B1	3/2004	Bidoia et al.	7,214,230	B2	5/2007	Brock et al.
6,716,226	B2	4/2004	Sixto, Jr. et al.	7,214,232	B2	5/2007	Bowman et al.
6,723,109	B2	4/2004	Solingen	7,223,271	B2	5/2007	Muramatsu et al.
6,743,240	B2	6/2004	Smith et al.	7,232,445	B2	6/2007	Kortenbach et al.
6,773,438	B1	8/2004	Knodel et al.	7,261,724	B2	8/2007	Molitor et al.
6,773,440	B2	8/2004	Gannoe et al.	7,261,725	B2	8/2007	Binmoeller
6,776,783	B1	8/2004	Frantzen et al.	7,264,625	B1	9/2007	Buncke
6,776,784	B2	8/2004	Ginn	7,288,098	B2	10/2007	Huitema et al.
6,780,195	B2	8/2004	Porat	7,297,149	B2	11/2007	Vitali et al.
6,793,663	B2	9/2004	Kneifel et al.	7,316,693	B2	1/2008	Viola
6,793,664	B2	9/2004	Mazzocchi et al.	7,316,696	B2	1/2008	Wilson, Jr. et al.
6,802,848	B2	10/2004	Anderson et al.	7,326,223	B2	2/2008	Wilson, Jr.
6,814,742	B2	11/2004	Kimura et al.	7,329,266	B2	2/2008	Royse et al.
6,818,009	B2	11/2004	Hart et al.	7,331,968	B2	2/2008	Arp et al.
6,821,273	B2	11/2004	Mollenauer	7,338,503	B2	3/2008	Rosenberg et al.
6,821,284	B2	11/2004	Sturtz et al.	7,357,805	B2	4/2008	Masuda et al.
6,824,547	B2	11/2004	Wilson, Jr. et al.	7,510,562	B2	3/2009	Lindsay
6,824,548	B2	11/2004	Smith et al.	7,552,853	B2	6/2009	Mas et al.
6,835,199	B2	12/2004	McGuckin, Jr. et al.	7,637,917	B2	12/2009	Whitfield et al.
6,835,200	B2	12/2004	Laufer et al.	7,644,848	B2	1/2010	Swayze et al.
6,837,893	B2	1/2005	Miller	7,686,820	B2	3/2010	Huitema et al.
6,837,894	B2	1/2005	Pugsley, Jr. et al.	7,695,482	B2	4/2010	Viola
6,837,895	B2	1/2005	Mayenberger	7,717,926	B2	5/2010	Whitfield et al.
6,840,945	B2	1/2005	Manetakis et al.	7,727,248	B2	6/2010	Smith et al.
6,843,794	B2	1/2005	Sixto, Jr. et al.	7,731,724	B2	6/2010	Huitema et al.
6,849,078	B2	2/2005	Durgin et al.	7,740,641	B2	6/2010	Huitema
6,849,079	B1	2/2005	Blake, III et al.	7,752,853	B2	7/2010	Singh et al.
6,853,879	B2	2/2005	Sunaoshi	7,753,250	B2	7/2010	Clauson et al.
6,869,435	B2	3/2005	Blake, III	7,766,207	B2	8/2010	Mather et al.
6,869,436	B2	3/2005	Wendlandt	7,819,886	B2	10/2010	Whitfield et al.
6,889,116	B2	5/2005	Jinno	7,887,553	B2	2/2011	Lehman et al.
6,896,682	B1	5/2005	McClellan et al.	7,905,890	B2	3/2011	Whitfield et al.
6,905,503	B2	6/2005	Gifford, III et al.	7,942,885	B2	5/2011	Sixto, Jr. et al.
6,911,032	B2	6/2005	Jugenheimer et al.	7,952,060	B2	5/2011	Watanabe et al.
6,911,033	B2	6/2005	de Guillebon et al.	7,963,433	B2	6/2011	Whitman et al.
6,913,607	B2	7/2005	Ainsworth et al.	7,988,027	B2	8/2011	Olson et al.
6,916,327	B2	7/2005	Northrup, III et al.	8,011,550	B2	9/2011	Aranyi et al.
6,923,818	B2	8/2005	Muramatsu et al.	8,011,555	B2	9/2011	Tarinelli et al.
6,939,356	B2	9/2005	Debbas	8,016,178	B2	9/2011	Olson et al.
6,942,674	B2	9/2005	Belef et al.	8,021,375	B2	9/2011	Aldrich et al.
6,942,676	B2	9/2005	Buelna	8,021,378	B2	9/2011	Sixto, Jr. et al.
6,945,978	B1	9/2005	Hyde	8,038,686	B2	10/2011	Huitema et al.
6,945,979	B2	9/2005	Kortenbach et al.	8,056,565	B2	11/2011	Zergiebel
6,949,107	B2	9/2005	McGuckin, Jr. et al.	8,062,310	B2	11/2011	Shibata et al.
6,953,465	B2	10/2005	Dieck et al.	8,066,720	B2	11/2011	Knodel et al.
6,955,643	B2	10/2005	Gellman et al.	8,066,721	B2	11/2011	Kortenbach et al.
6,959,852	B2	11/2005	Shelton, IV et al.	8,066,722	B2	11/2011	Miyagi et al.
6,960,218	B2	11/2005	Rennich	8,070,760	B2	12/2011	Fujita
6,960,221	B2	11/2005	Ho et al.	8,075,571	B2	12/2011	Vitali et al.
6,962,594	B1	11/2005	Thevenet	8,080,021	B2	12/2011	Griego
6,963,792	B1	11/2005	Green	8,083,668	B2	12/2011	Durgin et al.
6,964,363	B2	11/2005	Wales et al.	8,088,061	B2	1/2012	Wells et al.
6,964,668	B2	11/2005	Modesitt et al.	8,091,755	B2	1/2012	Kayan et al.
6,966,875	B1	11/2005	Longobardi	8,100,926	B1	1/2012	Filshie et al.
6,966,917	B1	11/2005	Suyker et al.	8,128,643	B2	3/2012	Aranyi et al.
6,966,919	B2	11/2005	Sixto, Jr. et al.	8,133,240	B2	3/2012	Damarati
6,969,391	B1	11/2005	Gazzani	8,142,451	B2	3/2012	Boulnois et al.
6,972,023	B2	12/2005	Wayne et al.	8,157,145	B2	4/2012	Shelton, IV et al.
6,972,027	B2	12/2005	Fallin et al.	8,157,149	B2	4/2012	Olson et al.
6,973,770	B2	12/2005	Schnipke et al.	8,157,151	B2	4/2012	Ingmanson et al.
				8,172,859	B2	5/2012	Matsuno et al.
				8,172,870	B2	5/2012	Shipp
				8,187,290	B2	5/2012	Buckman et al.
				8,211,120	B2	7/2012	Itoh

(56)

References Cited

U.S. PATENT DOCUMENTS

8,211,124 B2	7/2012	Ainsworth et al.	8,968,337 B2	3/2015	Whitfield et al.
8,216,255 B2	7/2012	Smith et al.	8,968,342 B2	3/2015	Wingardner, III et al.
8,216,257 B2	7/2012	Huitema et al.	8,973,804 B2	3/2015	Hess et al.
8,236,012 B2	8/2012	Molitor et al.	9,011,464 B2	4/2015	Zammataro
8,246,634 B2	8/2012	Huitema et al.	9,011,465 B2	4/2015	Whitfield et al.
8,246,635 B2	8/2012	Huitema	9,089,334 B2	7/2015	Sorrentino et al.
8,262,678 B2	9/2012	Matsuoka et al.	9,113,892 B2	8/2015	Malkowski et al.
8,262,679 B2	9/2012	Nguyen	9,113,893 B2	8/2015	Sorrentino et al.
8,267,944 B2	9/2012	Sorrentino et al.	9,119,629 B2	9/2015	Cardinale et al.
8,267,945 B2	9/2012	Nguyen et al.	9,186,136 B2	11/2015	Malkowski et al.
8,267,946 B2	9/2012	Whitfield et al.	9,186,153 B2	11/2015	Zammataro
8,272,554 B2	9/2012	Whitman et al.	9,208,429 B2	12/2015	Thornton et al.
8,282,655 B2	10/2012	Whitfield et al.	9,220,507 B1	12/2015	Patel et al.
8,308,743 B2	11/2012	Matsuno et al.	9,282,961 B2	3/2016	Whitman et al.
8,328,822 B2	12/2012	Huitema et al.	9,326,776 B2	5/2016	Gadberry et al.
8,336,556 B2	12/2012	Zergiebel	9,358,011 B2	6/2016	Sorrentino et al.
8,348,130 B2	1/2013	Shah et al.	9,358,015 B2	6/2016	Sorrentino et al.
8,357,171 B2	1/2013	Whitfield et al.	9,364,216 B2	6/2016	Rockrohr et al.
8,366,709 B2	2/2013	Schechter et al.	9,364,239 B2	6/2016	Malkowski
8,366,726 B2	2/2013	Dennis	9,364,240 B2	6/2016	Whitfield et al.
8,371,491 B2	2/2013	Huitema et al.	9,370,400 B2	6/2016	Parihar
8,372,095 B2	2/2013	Viola	9,393,024 B2	7/2016	Whitfield et al.
8,382,773 B2	2/2013	Whitfield et al.	9,398,917 B2	7/2016	Whitfield et al.
8,398,655 B2	3/2013	Cheng et al.	9,408,610 B2	8/2016	Hartoumbekis
8,403,945 B2	3/2013	Whitfield et al.	9,414,844 B2	8/2016	Zergiebel et al.
8,403,946 B2	3/2013	Whitfield et al.	9,433,411 B2	9/2016	Racenet et al.
8,408,442 B2	4/2013	Racenet et al.	9,439,654 B2	9/2016	Sorrentino et al.
8,409,222 B2	4/2013	Whitfield et al.	9,480,477 B2	11/2016	Aranyi et al.
8,409,223 B2	4/2013	Sorrentino et al.	9,498,227 B2	11/2016	Zergiebel et al.
8,419,752 B2	4/2013	Sorrentino et al.	9,526,501 B2	12/2016	Malkowski
8,430,892 B2	4/2013	Bindra et al.	9,532,787 B2	1/2017	Zammataro
8,444,660 B2	5/2013	Adams et al.	9,545,254 B2	1/2017	Sorrentino et al.
8,465,460 B2	6/2013	Yodfat et al.	9,549,741 B2	1/2017	Zergiebel
8,465,502 B2	6/2013	Zergiebel	9,642,627 B2	5/2017	Zammataro
8,475,473 B2	7/2013	Vandenbroek et al.	9,687,247 B2	6/2017	Aranyi et al.
8,480,688 B2	7/2013	Boulnois et al.	9,717,505 B2	8/2017	Whitfield et al.
8,486,091 B2	7/2013	Sorrentino et al.	9,737,310 B2	8/2017	Whitfield et al.
8,491,608 B2	7/2013	Sorrentino et al.	9,750,500 B2	9/2017	Malkowski
8,496,673 B2	7/2013	Nguyen et al.	9,763,668 B2	9/2017	Whitfield et al.
8,506,580 B2	8/2013	Zergiebel et al.	9,775,623 B2	10/2017	Zammataro et al.
8,512,357 B2	8/2013	Viola	9,775,624 B2	10/2017	Rockrohr et al.
8,518,055 B1	8/2013	Cardinale et al.	9,848,886 B2	12/2017	Malkowski et al.
8,523,882 B2	9/2013	Huitema et al.	9,855,043 B2	1/2018	Malkowski
8,529,585 B2	9/2013	Jacobs et al.	9,931,124 B2	4/2018	Gokharu
8,529,586 B2	9/2013	Rosenberg et al.	9,968,361 B2	5/2018	Aranyi et al.
8,529,588 B2	9/2013	Ahlberg et al.	9,968,362 B2	5/2018	Malkowski et al.
8,545,486 B2	10/2013	Malkowski	2001/0047178 A1	11/2001	Peters
8,556,920 B2	10/2013	Huitema et al.	2002/0040226 A1	4/2002	Laufer et al.
8,568,430 B2	10/2013	Shipp	2002/0068947 A1	6/2002	Kuhns et al.
8,579,918 B2	11/2013	Whitfield et al.	2002/0082618 A1	6/2002	Shipp et al.
8,585,717 B2	11/2013	Sorrentino et al.	2002/0087169 A1	7/2002	Brock et al.
8,603,109 B2	12/2013	Aranyi et al.	2002/0087170 A1	7/2002	Kuhns et al.
8,652,151 B2	2/2014	Lehman et al.	2002/0099388 A1	7/2002	Mayenberger
8,652,152 B2	2/2014	Aranyi et al.	2002/0120279 A1	8/2002	Deguilbeon et al.
8,663,247 B2	3/2014	Menn et al.	2002/0128668 A1	9/2002	Manetakis et al.
8,685,048 B2	4/2014	Adams et al.	2002/0177859 A1	11/2002	Monassevitch et al.
8,690,899 B2	4/2014	Kogiso et al.	2002/0198537 A1	12/2002	Smith et al.
8,708,213 B2	4/2014	Shelton, IV et al.	2002/0198538 A1	12/2002	Kortenbach et al.
8,709,027 B2	4/2014	Adams et al.	2002/0198539 A1	12/2002	Sixto et al.
8,715,299 B2	5/2014	Menn et al.	2002/0198540 A1	12/2002	Smith et al.
8,720,766 B2	5/2014	Hess et al.	2002/0198541 A1	12/2002	Smith et al.
8,734,469 B2	5/2014	Pribanic et al.	2003/0014060 A1	1/2003	Wilson et al.
8,747,423 B2	6/2014	Whitfield et al.	2003/0018345 A1	1/2003	Green
8,753,356 B2	6/2014	Vitali et al.	2003/0023249 A1	1/2003	Manetakis
8,814,884 B2	8/2014	Whitfield et al.	2003/0040759 A1	2/2003	de Guillebon et al.
8,821,516 B2	9/2014	Huitema	2003/0105476 A1	6/2003	Sancoff et al.
8,839,954 B2	9/2014	Disch	2003/0114867 A1	6/2003	Bolduc et al.
8,845,659 B2	9/2014	Whitfield et al.	2003/0135224 A1	7/2003	Blake
8,894,665 B2	11/2014	Sorrentino et al.	2003/0167063 A1	9/2003	Kerr
8,894,666 B2	11/2014	Schulz et al.	2003/0208231 A1	11/2003	Williamson et al.
8,900,253 B2	12/2014	Aranyi et al.	2003/0220657 A1	11/2003	Adams
8,915,930 B2	12/2014	Huitema et al.	2003/0225423 A1	12/2003	Huitema
8,920,438 B2	12/2014	Aranyi et al.	2003/0229360 A1	12/2003	Gayton
8,950,646 B2	2/2015	Viola	2003/0233105 A1	12/2003	Gayton
8,961,542 B2	2/2015	Whitfield et al.	2004/0010272 A1	1/2004	Manetakis et al.
			2004/0044352 A1	3/2004	Fowler et al.
			2004/0097970 A1	5/2004	Hughett
			2004/0097971 A1	5/2004	Hughett
			2004/0097972 A1	5/2004	Shipp et al.

(56)

References Cited

U.S. PATENT DOCUMENTS

2004/0106936	A1	6/2004	Shipp et al.	2006/0079913	A1	4/2006	Whitfield et al.
2004/0133215	A1	7/2004	Baxter	2006/0085015	A1	4/2006	Whitfield et al.
2004/0138681	A1	7/2004	Pier	2006/0100649	A1	5/2006	Hart
2004/0153100	A1	8/2004	Ahlberg et al.	2006/0111731	A1	5/2006	Manzo
2004/0158266	A1	8/2004	Damarati	2006/0129170	A1	6/2006	Royce et al.
2004/0162567	A9	8/2004	Adams	2006/0135992	A1	6/2006	Bettuchi et al.
2004/0167545	A1	8/2004	Sadler et al.	2006/0163312	A1	7/2006	Viola et al.
2004/0176776	A1	9/2004	Zubok et al.	2006/0173470	A1	8/2006	Oray et al.
2004/0176783	A1	9/2004	Edoga et al.	2006/0178683	A1	8/2006	Shimoji et al.
2004/0176784	A1	9/2004	Okada	2006/0184182	A1	8/2006	Aranyi et al.
2004/0193213	A1	9/2004	Aranyi et al.	2006/0190013	A1	8/2006	Menn
2005/0010242	A1	1/2005	Lindsay	2006/0195125	A1	8/2006	Sakakine et al.
2005/0080440	A1	4/2005	Durgin et al.	2006/0200179	A1	9/2006	Barker et al.
2005/0090837	A1	4/2005	Sixto et al.	2006/0212050	A1	9/2006	D'Agostino et al.
2005/0090838	A1	4/2005	Sixto et al.	2006/0217749	A1	9/2006	Wilson et al.
2005/0096670	A1	5/2005	Wellman et al.	2006/0224165	A1	10/2006	Surti et al.
2005/0096671	A1	5/2005	Wellman et al.	2006/0224170	A1	10/2006	Duff
2005/0096672	A1	5/2005	Manetakis et al.	2006/0235437	A1	10/2006	Vitali et al.
2005/0101975	A1	5/2005	Nguyen et al.	2006/0235438	A1	10/2006	Huitema et al.
2005/0107807	A1	5/2005	Nakao	2006/0235439	A1	10/2006	Molitor et al.
2005/0107809	A1	5/2005	Litscher et al.	2006/0235440	A1	10/2006	Huitema et al.
2005/0107810	A1	5/2005	Morales et al.	2006/0235441	A1	10/2006	Huitema et al.
2005/0107811	A1	5/2005	Starksen et al.	2006/0235442	A1	10/2006	Huitema
2005/0107812	A1	5/2005	Starksen et al.	2006/0235443	A1	10/2006	Huitema et al.
2005/0107871	A1	5/2005	Realyvasquez et al.	2006/0235444	A1	10/2006	Huitema et al.
2005/0113847	A1	5/2005	Gadberry et al.	2006/0259045	A1	11/2006	Damarati
2005/0119671	A1	6/2005	Reydel et al.	2006/0259049	A1	11/2006	Harada et al.
2005/0119673	A1	6/2005	Gordon et al.	2006/0264987	A1	11/2006	Sgro
2005/0119677	A1	6/2005	Shipp	2006/0271072	A1	11/2006	Hummel et al.
2005/0125010	A1	6/2005	Smith et al.	2007/0016228	A1	1/2007	Salas
2005/0143767	A1	6/2005	Kimura et al.	2007/0021761	A1	1/2007	Phillips
2005/0149063	A1	7/2005	Young et al.	2007/0023476	A1	2/2007	Whitman et al.
2005/0149064	A1	7/2005	Peterson et al.	2007/0023477	A1	2/2007	Whitman et al.
2005/0149068	A1	7/2005	Williams et al.	2007/0027458	A1	2/2007	Sixto, Jr. et al.
2005/0149069	A1	7/2005	Bertolero et al.	2007/0034669	A1	2/2007	de la Torre et al.
2005/0165415	A1	7/2005	Wales	2007/0038233	A1	2/2007	Martinez et al.
2005/0165418	A1	7/2005	Chan	2007/0049947	A1	3/2007	Menn et al.
2005/0171560	A1	8/2005	Hughett	2007/0049948	A1	3/2007	Menn et al.
2005/0175703	A1	8/2005	Hunter et al.	2007/0049949	A1	3/2007	Manetakis
2005/0177176	A1	8/2005	Gerbi et al.	2007/0049950	A1	3/2007	Theroux et al.
2005/0203547	A1	9/2005	Weller et al.	2007/0049951	A1	3/2007	Menn
2005/0203548	A1	9/2005	Weller et al.	2007/0049953	A2	3/2007	Shimoji et al.
2005/0216036	A1	9/2005	Nakao	2007/0066981	A1	3/2007	Meagher
2005/0216056	A1	9/2005	Valdevit et al.	2007/0073314	A1	3/2007	Gadberry et al.
2005/0222588	A1	10/2005	Vandenbroek et al.	2007/0083218	A1	4/2007	Morris
2005/0222590	A1	10/2005	Gadberry et al.	2007/0093856	A1	4/2007	Whitfield et al.
2005/0222665	A1	10/2005	Aranyi	2007/0106314	A1	5/2007	Dunn
2005/0228411	A1	10/2005	Manzo	2007/0112365	A1	5/2007	Hilal et al.
2005/0228416	A1	10/2005	Burbank et al.	2007/0118155	A1	5/2007	Goldfarb et al.
2005/0234478	A1	10/2005	Wixey et al.	2007/0118161	A1	5/2007	Kennedy et al.
2005/0251183	A1	11/2005	Buckman et al.	2007/0118163	A1	5/2007	Boudreaux et al.
2005/0251184	A1	11/2005	Anderson	2007/0118174	A1	5/2007	Chu
2005/0256529	A1	11/2005	Yawata et al.	2007/0123916	A1	5/2007	Maier et al.
2005/0267495	A1	12/2005	Ginn et al.	2007/0142848	A1	6/2007	Ainsworth et al.
2005/0273122	A1	12/2005	Theroux et al.	2007/0142851	A1	6/2007	Sixto et al.
2005/0277951	A1	12/2005	Smith et al.	2007/0149988	A1	6/2007	Michler et al.
2005/0277952	A1	12/2005	Arp et al.	2007/0149989	A1	6/2007	Santilli et al.
2005/0277953	A1	12/2005	Francese et al.	2007/0162060	A1	7/2007	Wild
2005/0277954	A1	12/2005	Smith et al.	2007/0173866	A1	7/2007	Sorrentino et al.
2005/0277955	A1	12/2005	Palmer et al.	2007/0175949	A1	8/2007	Shelton et al.
2005/0277956	A1	12/2005	Francese et al.	2007/0185504	A1	8/2007	Manetakis et al.
2005/0277958	A1	12/2005	Levinson	2007/0191868	A1	8/2007	Theroux et al.
2005/0288689	A1	12/2005	Kammerer et al.	2007/0203509	A1	8/2007	Bettuchi
2005/0288690	A1	12/2005	Bourque et al.	2007/0203510	A1	8/2007	Bettuchi
2006/0004388	A1	1/2006	Wayne et al.	2007/0213747	A1	9/2007	Monassevitch et al.
2006/0004390	A1	1/2006	Rosenberg et al.	2007/0250080	A1	10/2007	Jones et al.
2006/0009789	A1	1/2006	Gambale et al.	2007/0265640	A1	11/2007	Kortenbach et al.
2006/0009790	A1	1/2006	Blake et al.	2007/0276417	A1	11/2007	Mendes, Jr. et al.
2006/0009792	A1	1/2006	Baker et al.	2007/0282355	A1	12/2007	Brown et al.
2006/0020270	A1	1/2006	Jabba et al.	2007/0288039	A1	12/2007	Aranyi et al.
2006/0020271	A1	1/2006	Stewart et al.	2007/0293875	A1	12/2007	Soetikno et al.
2006/0047305	A1	3/2006	Ortiz et al.	2008/0004636	A1	1/2008	Walberg et al.
2006/0047306	A1	3/2006	Ortiz et al.	2008/0004637	A1	1/2008	Klassen et al.
2006/0064117	A1	3/2006	Aranyi et al.	2008/0004639	A1	1/2008	Huitema et al.
2006/0079115	A1	4/2006	Aranyi et al.	2008/0015615	A1	1/2008	Molitor et al.
				2008/0027465	A1	1/2008	Vitali et al.
				2008/0027466	A1	1/2008	Vitali et al.
				2008/0045981	A1	2/2008	Margolin et al.
				2008/0051808	A1	2/2008	Rivera et al.

(56)

References Cited

OTHER PUBLICATIONS

FOREIGN PATENT DOCUMENTS

CN	103181809	A	7/2013
CN	103181810	A	7/2013
CN	104487006	A	4/2015
DE	20 2005 001664	U1	5/2005
DE	20 2009 006113	U1	7/2009
DE	20 2011 000755	U1	6/2011
EP	0000756	A1	2/1979
EP	0 073 655	A1	3/1983
EP	0 085 931	A2	8/1983
EP	0 086 721	A2	8/1983
EP	0 089 737	A1	9/1983
EP	0 092 300	A1	10/1983
EP	0 324 166	A2	7/1989
EP	0 392 750	A1	10/1990
EP	0 406 724	A1	1/1991
EP	0 409 569	A1	1/1991
EP	0514139	A3	3/1993
EP	0 569 223	A1	11/1993
EP	0 594 003	A1	4/1994
EP	0 598 529	A2	5/1994
EP	0 622 049	A1	11/1994
EP	0 685 204	A1	12/1995
EP	0 732 078	A2	9/1996
EP	0 755 655	A2	1/1997
EP	0 760 230	A1	3/1997
EP	0 769 274	A1	4/1997
EP	0 769 275	A1	4/1997
EP	0 834 286	A1	4/1998
EP	1 317 906	A1	6/2003
EP	1 468 653	A2	10/2004
EP	1 609 427	A1	12/2005
EP	1 712 187	A2	10/2006
EP	1 712 191	A2	10/2006
EP	1 757 236	A2	2/2007
EP	1 813 199	A1	8/2007
EP	1 813 207	A1	8/2007
EP	1 894 531	A2	3/2008
EP	1 908 423	A2	4/2008
EP	1 913 881	A1	4/2008
EP	2 000 102	A2	12/2008
EP	2 140 817	A1	1/2010
EP	2 229 895	A1	9/2010
EP	2 263 570	A1	12/2010
EP	2 332 471	A1	6/2011
EP	2 412 318	A2	2/2012
EP	2 412 319	A2	2/2012
EP	2 752 165	A2	7/2014
GB	1134832	A	11/1968
GB	2073022	A	10/1981
GB	2132899	A	7/1984
JP	2003-033361	A	2/2003
JP	2006-154230	A	6/2006
JP	2006-277221	A	10/2006
JP	2008-017876	A	1/2008
JP	2008-515550	A	5/2008
JP	2009-198991	A	9/2009
WO	01-65997	A2	9/2001
WO	2001-66001	A2	9/2001
WO	2001-67965	A1	9/2001
WO	2003-086207	A1	10/2003
WO	2003-092473	A2	11/2003
WO	2004-032762	A1	4/2004
WO	2005-091457	A1	9/2005
WO	2006-042076	A2	4/2006
WO	2006-042084	A2	4/2006
WO	2006-042110	A2	4/2006
WO	2006-042141	A2	4/2006
WO	2006-135479	A2	12/2006
WO	2008-118928	A2	10/2008
WO	2008/127968	A2	10/2008

European Office Action corresponding to EP 12 152 989.5 dated May 4, 2015.

Australian Office Action corresponding to AU 2009212759 dated May 7, 2015.

Chinese Office Action corresponding to counterpart Int'l Appln No. CN 201210212642.9 dated Jun. 3, 2015.

European Office Action corresponding to counterpart Int'l Appln No. EP 04 719 757.9 dated Jun. 12, 2015.

European Office Action corresponding to counterpart Int'l Appln No. EP 13 166 382.5 dated Jun. 19, 2015.

Japanese Office Action corresponding to counterpart Int'l Application No. JP 2010-226908 dated Jun. 26, 2015.

Extended European Search Report corresponding to counterpart Int'l Application No. EP 15 15 5024.1 dated Jul. 17, 2015.

Extended European Search Report corresponding to counterpart Int'l Application No. EP 14 19 2026.4 dated Jul. 17, 2015.

Japanese Office Action corresponding to counterpart Int'l Application No. JP 2011-160126 dated Aug. 10, 2015.

Extended European Search Report corresponding to counterpart Int'l Application No. EP 14 15 0321.9 dated Sep. 23, 2015.

Extended European Search Report corresponding to counterpart Int'l Application No. EP 11 25 0675.3 dated Oct. 7, 2015.

Extended European Search Report corresponding to counterpart Int'l Application No. EP 11 25 0674.6 dated Oct. 7, 2015.

Extended European Search Report corresponding to counterpart Int'l Application No. EP 12 19 3447.5 dated Oct. 19, 2015.

Canadian Office Action corresponding to counterpart Int'l Application No. CA 2,675,875 dated Oct. 26, 2015.

Japanese Office Action corresponding to counterpart Int'l Application No. JP 2015-005629 dated Oct. 28, 2015.

Japanese Office Action corresponding to counterpart Int'l Application No. JP 2014-245081 dated Oct. 28, 2015.

Canadian Office Action corresponding to counterpart Int'l Application No. CA 2,675,921 dated Oct. 30, 2015.

Chinese Office Action corresponding to counterpart Int'l Application No. CN 201210555570.8 dated Nov. 2, 2015.

Canadian Office Action corresponding to counterpart Int'l Application No. CA 2,676,309 dated Nov. 3, 2015.

Canadian Office Action corresponding to counterpart Int'l Application No. CA 2,676,211 dated Nov. 24, 2015.

Canadian Office Action corresponding to counterpart Int'l Application No. CA 2,676,547 dated Nov. 25, 2015.

Extended European Search Report corresponding to counterpart Int'l Application No. EP 15 17 3809.3 dated Nov. 25, 2015.

Chinese Office Action corresponding to counterpart Int'l Application No. CN 201210586814.9 dated Dec. 2, 2015.

Extended European Search Report corresponding to counterpart Int'l Application No. EP 12 17 2940.4 dated Dec. 14, 2015.

Chinese First Office Action corresponding to counterpart Int'l Appln. No. CN 201210586826.1 dated Dec. 30, 2015.

Extended European Search Report corresponding to counterpart Int'l Appln. No. EP 15 19 1313.4 dated Feb. 1, 2016.

Extended European Search Report corresponding to counterpart Int'l Appln. No. EP 15 18 5362.9 dated Feb. 12, 2016.

European Search Report corresponding to counterpart Int'l Appln. No. EP 12 19 7813.4 dated Mar. 7, 2016.

Canadian Office Action corresponding to counterpart Int'l Appln. No. CA 2,676,465 dated Mar. 8, 2016.

Japanese Office Action corresponding to counterpart Int'l Appln. No. JP 2014-245081 dated Mar. 18, 2016.

Japanese Office Action corresponding to counterpart Int'l Appln. No. JP 2015-005629 dated Mar. 18, 2016.

Extended European Search Report corresponding to counterpart Int'l Appln. No. EP 15 19 3549.1 dated Mar. 22, 2016.

International Search Report and Written Opinion corresponding to counterpart Int'l Appln. No. PCT/CN2015/082199 dated Mar. 31, 2016.

Extended European Search Report corresponding to counterpart Int'l Appln. No. EP 16 15 0739.7 dated May 17, 2016.

Canadian Office Action corresponding to counterpart Int'l Appln. No. CA 2,716,672 dated May 31, 2016.

(56)

References Cited

OTHER PUBLICATIONS

- Canadian Office Action corresponding to counterpart Int'l Appln. No. CA 2,717,448 dated May 31, 2016.
- Canadian Office Action corresponding to counterpart Int'l Appln. No. CA 2,721,951 dated Jun. 1, 2016.
- Partial European Search Report corresponding to counterpart Int'l Appln. No. EP 16 15 0287.7 dated Jun. 16, 2016.
- Chinese Second Office Action corresponding to counterpart Int'l Appln. No. CN 201210555570.8 dated Jun. 20, 2016.
- International Search Report & Written Opinion corresponding to Int'l Appln. No. PCT/CN2015/091603 dated Jul. 8, 2016.
- Chinese Second Office Action corresponding to Int'l Appln. No. CN 201210586814.9 dated Jul. 18, 2016.
- Chinese First Office Action corresponding to Int'l Appln. No. CN 201510093591.6 dated Jul. 25, 2016.
- International Search Report & Written Opinion corresponding to Int'l Appln. No. PCT/CN2015/094172 dated Aug. 4, 2016.
- Canadian Office Action corresponding to Int'l Appln. No. CA 2,728,538 dated Sep. 6, 2016.
- Chinese Second Office Action corresponding to Int'l Appln. No. CN 201210586826.1 dated Sep. 14, 2016.
- Extended European Search Report corresponding to Int'l Appln. No. EP 16 15 0287.7 dated Oct. 4, 2016.
- Chinese First Office Action corresponding to Int'l Appln. No. CN 201510205737.1 dated Nov. 1, 2016.
- European Office Action corresponding to Int'l Appln. No. EP 08 73 2820.9 dated Nov. 3, 2016.
- Extended European Search Report corresponding to Int'l Appln. No. EP 16 18 5465.8 dated Dec. 21, 2016.
- Extended European Search Report corresponding to Int'l Appln. No. EP 16 18 4652.2 dated Jan. 4, 2017.
- Chinese First Office Action corresponding to Int'l Appln. No. CN 201510419902.3 dated Jan. 4, 2017.
- The extended European Search Report corresponding to European Application No. EP 07 25 3905.9, completed Jan. 29, 2008; dated Feb. 7, 2008; (7 Pages).
- International Search Report corresponding to International Application No. PCT-US08-58185, completed Sep. 4, 2008; dated Sep. 9, 2008; (2 Pages).
- The International Search Report corresponding to International Application No. PCT-US08-59859, completed Sep. 14, 2008; dated Sep. 18, 2008; (2 Pages).
- The extended European Search Report corresponding to European Application No. EP 07 25 3807.7, completed Nov. 7, 2008; dated Nov. 26, 2008; (11 Pages).
- The extended European Search Report corresponding to European Application No. EP 09 25 2049.3, completed Dec. 11, 2009; dated Jan. 12, 2010; (3 Pages).
- The extended European Search Report corresponding to European Application No. EP 09 25 2050.1, completed Dec. 23, 2009; dated Jan. 21, 2010; (3 Pages).
- The extended European Search Report corresponding to European Application No. EP 09 25 2051.9, completed Dec. 21, 2009; dated Jan. 28, 2010; (3 Pages).
- The extended European Search Report corresponding to European Application No. EP 09 25 2052.7, completed Nov. 16, 2009; dated Nov. 24, 2009; (3 Pages).
- The extended European Search Report corresponding to European Application No. EP 09 25 2053.5, completed Nov. 24, 2009; dated Dec. 1, 2009; (3 Pages).
- The extended European Search Report corresponding to European Application No. EP 09 25 2054.3, completed Jan. 7, 2010; dated Jan. 22, 2010; (3 Pages).
- The extended European Search Report corresponding to European Application No. EP 09 25 2056.8, completed Jan. 8, 2010; dated Feb. 5, 2010; (3 Pages).
- The extended European Search Report corresponding to European Application No. EP 10 25 0497.4, completed May 4, 2010; dated May 12, 2010; (6 Pages).
- The extended European Search Report corresponding to European Application No. EP 10 25 2079.8, completed Mar. 8, 2011; dated Mar. 17, 2011; (3 Pages).
- The European Search Report corresponding to European Application No. EP 05 81 0218.7, completed Apr. 18, 2011; dated May 20, 2011; (3 pages).
- The European Search Report corresponding to European Application No. EP 05 80 7612.6, completed May 2, 2011; dated May 20, 2011; (3 pages).
- The extended European Search Report corresponding to European Application No. EP 10 25 1737.2, completed May 9, 2011; dated May 20, 2011; (4 pages).
- The extended European Search Report corresponding to European Application No. EP 11 25 0214.1, completed May 25, 2011; dated Jun. 1, 2011; (3 Pages).
- The extended European Search Report corresponding to European Application No. EP 11 00 2681.2, completed May 31, 2011; dated Jun. 10, 2011; (3 Pages).
- The European Search Report corresponding to European Application No. EP 05 80 2686.5, completed Jan. 9, 2012; dated Jan. 18, 2012; (3 Pages).
- The extended European Search Report corresponding to European Application No. EP 12 15 1313.9, completed Mar. 20, 2012 and dated Apr. 12, 2012; (5 Pages).
- The extended European Search Report corresponding to European Application No. EP 12 16 1291.5, completed Apr. 24, 2012 and dated May 4, 2012; (5 Pages).
- The extended European Search Report corresponding to European Application No. EP 12 16 5891.8, completed Jun. 12, 2012 and dated Jun. 20, 2012; (6 Pages).
- The extended European Search Report corresponding to European Application No. EP 12 16 2288.0, completed Jun. 4, 2012 and dated Jul. 7, 2012; (6 Pages).
- The extended European Search Report corresponding to European Application No. EP 12 16 4955.2, completed Aug. 23, 2012 and dated Sep. 4, 2012; (5 Pages).
- The extended European Search Report corresponding to European Application No. EP 11 25 0754.6, completed Oct. 22, 2012 and dated Oct. 31, 2012; (6 Pages).
- The extended European Search Report corresponding to European Application No. EP 12 18 6401.1, completed Nov. 22, 2012 and dated Nov. 30, 2012; (7 Pages).
- The extended European Search Report corresponding to European Application No. EP 12 18 6448.2, completed Nov. 28, 2012 and dated Dec. 10, 2012; (6 Pages).
- The extended European Search Report corresponding to European Application No. EP 12 19 1706.6, completed Dec. 19, 2012 and dated Jan. 8, 2013; (6 Pages).
- The Extended European Search Report corresponding to EP 12 19 8745.7, completed Mar. 19, 2013 and dated Apr. 11, 2013; (8 Pages).
- The Extended European Search Report corresponding to EP 12 15 2989.5, completed Apr. 9, 2013 and dated Apr. 18, 2013; (9 Pages).
- The Extended European Search Report corresponding to EP 08 73 2820.9, completed Jul. 2, 2013 and dated Jul. 9, 2013; (10 Pages).
- The Extended European Search Report corresponding to EP 13 17 2008.8, completed Aug. 14, 2013 and dated Aug. 28, 2013; (8 Pages).
- The Extended European Search Report corresponding to EP 13 16 6382.5, completed Nov. 19, 2013 and dated Nov. 28, 2013; (8 Pages).
- The Extended European Search Report corresponding to EP 11 25 0194.5, completed Nov. 25, 2013 and dated Dec. 3, 2013; (8 Pages).
- The Extended European Search Report corresponding to EP 10 25 1798.4, completed Dec. 12, 2013 and dated Jan. 2, 2014; (9 Pages).
- "Salute II Disposable Fixation Device", Technique Guide—Laparoscopic and Open Inguinal and Ventral Hernia Repair; Davol, A Bard Company, 2006; (7 Pages).
- The Extended European Search Report corresponding to EP 10 25 2112.7, completed Jul. 29, 2014 and dated Aug. 5, 2014; (8 pp).
- The Extended European Search Report corresponding to EP 14 15 1673.2, completed Apr. 25, 2014 and dated May 8, 2014; (8 pp).

(56)

References Cited

OTHER PUBLICATIONS

Japanese Office Action corresponding to JP 2011-160130 dated Dec. 1, 2014.

Chinese Office Action corresponding to CN 201210015011.8 dated Jan. 4, 2015.

Japanese Office Action corresponding to JP 2011-160126 dated Jan. 9, 2015.

Japanese Office Action corresponding to JP 2011-184521 dated Jan. 15, 2015.

Extended European Search Report corresponding to 14 18 2236.1 dated Jan. 20, 2015.

Chinese Office Action corresponding to CN 201110201736.1 dated Feb. 9, 2015.

Extended European Search Report corresponding to EP 14 16 1540.1 dated Feb. 27, 2015.

Australian Office Action corresponding to AU 2010226985 dated Mar. 31, 2015.

Australian Office Action corresponding to AU 2013211526 dated Apr. 6, 2015.

Australian Office Action corresponding to AU 2011211463 dated Apr. 13, 2015.

Australian Office Action corresponding to AU 2013254887 dated Apr. 14, 2015.

Japanese Office Action corresponding to JP 2013-225272 dated May 1, 2015.

Chinese First Office Action corresponding to Chinese Appln. No. CN 201410076318.8 dated Jan. 23, 2017.

Extended European Search Report corresponding to European Appln. No. EP 16 18 3184.7 dated Jan. 24, 2017.

Japanese Office Action corresponding to Japanese Appln. No. JP 2016-097807 dated Feb. 14, 2017.

European Office Action corresponding to European Appln. No. EP 12 19 3447.5 dated Apr. 4, 2017.

Chinese First Office Action corresponding to Chinese Appln. No. CN 201410008877.5 dated Apr. 6, 2017.

Extended European Search Report corresponding to European Appln. No. EP 17 15 3714.5 dated May 11, 2017.

Extended European Search Report corresponding to European Appln. No. EP 17 15 8519.3 dated May 19, 2017.

Extended European Search Report corresponding to European Appln. No. EP 17 15 7606.9 dated May 22, 2017.

European Office Action corresponding to European Appln. No. EP 11 25 0674.6 dated May 23, 2017.

Canadian Office Action corresponding to Canadian Appln. No. CA 2,743,402 dated May 30, 2017.

European Office Action corresponding to European Appln. No. EP 16 15 9324.9 dated Aug. 7, 2017.

Chinese First Office Action corresponding to Chinese Appln. No. CN 2014104295806 dated Aug. 31, 2017.

Extended European Search Report corresponding to European Appln. No. EP 17 17 3508.7 dated Sep. 29, 2017.

Chinese Second Office Action corresponding to Chinese Appln. No. CN 201410076318.8 dated Oct. 10, 2017.

Extended European Search Report corresponding to European Appln. No. EP 17 18 0570.8 dated Dec. 6, 2017.

Chinese Office Action dated May 29, 2019 issued in corresponding CN Appln. No. 201510868226.8.

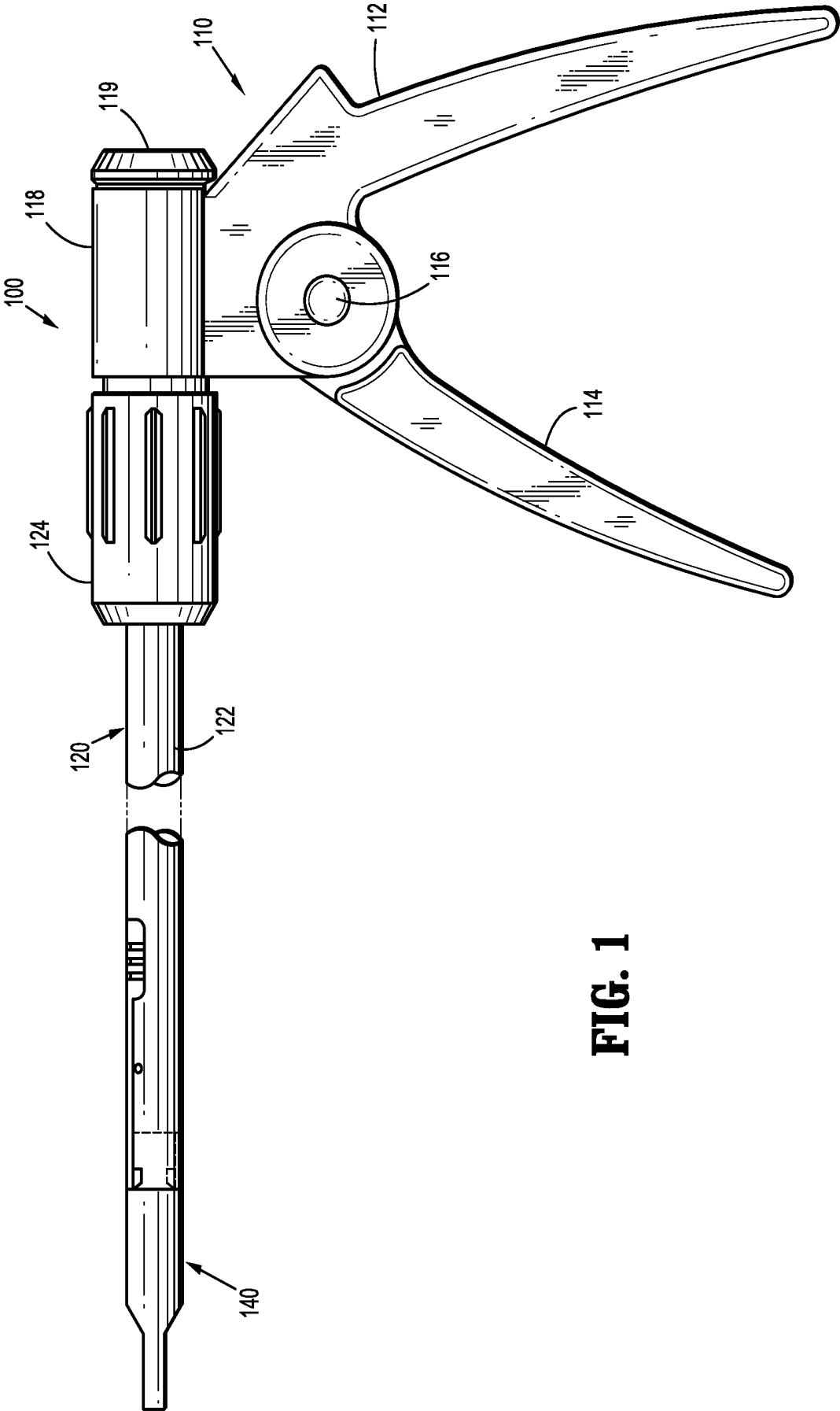


FIG. 1

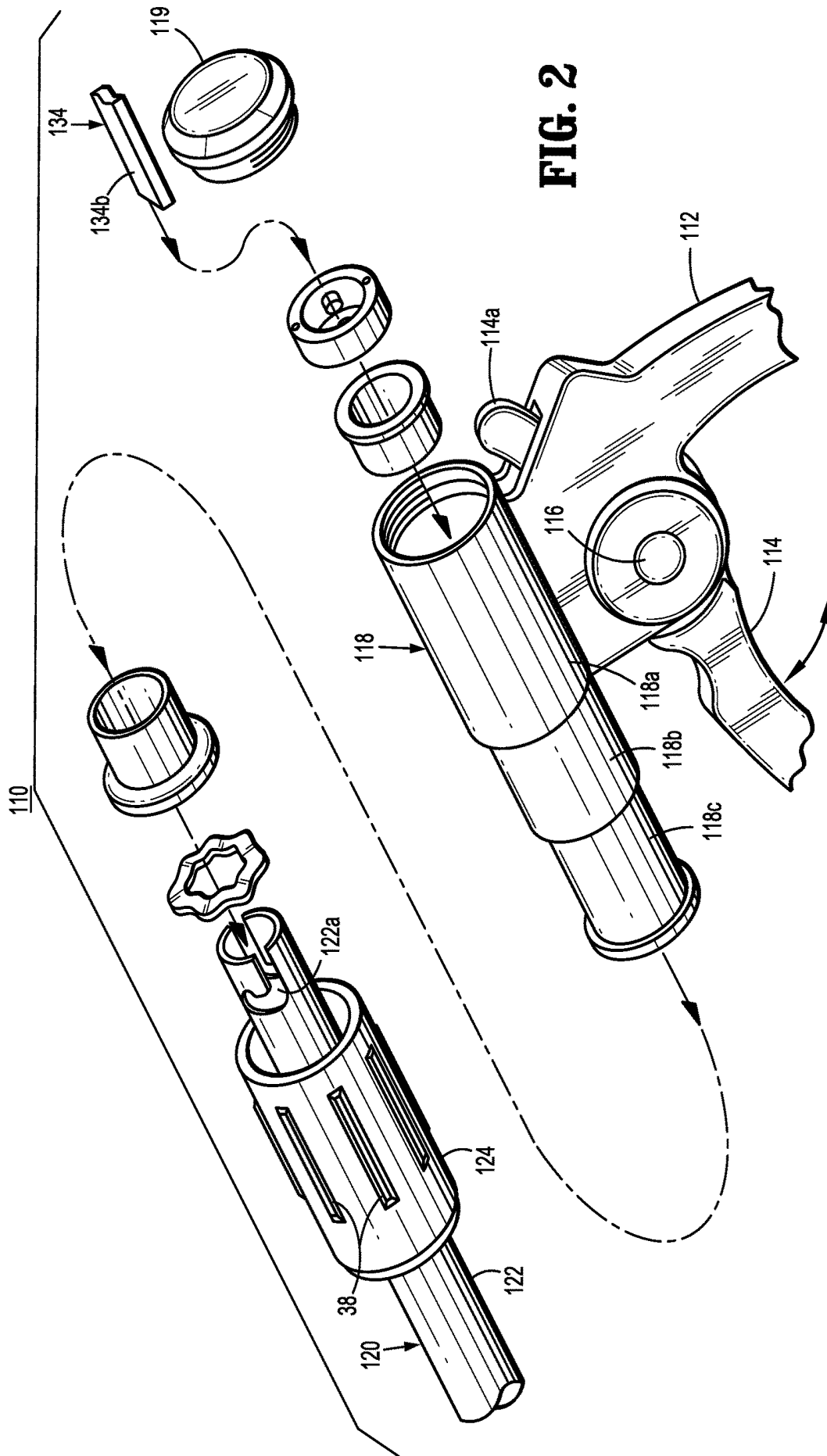


FIG. 2

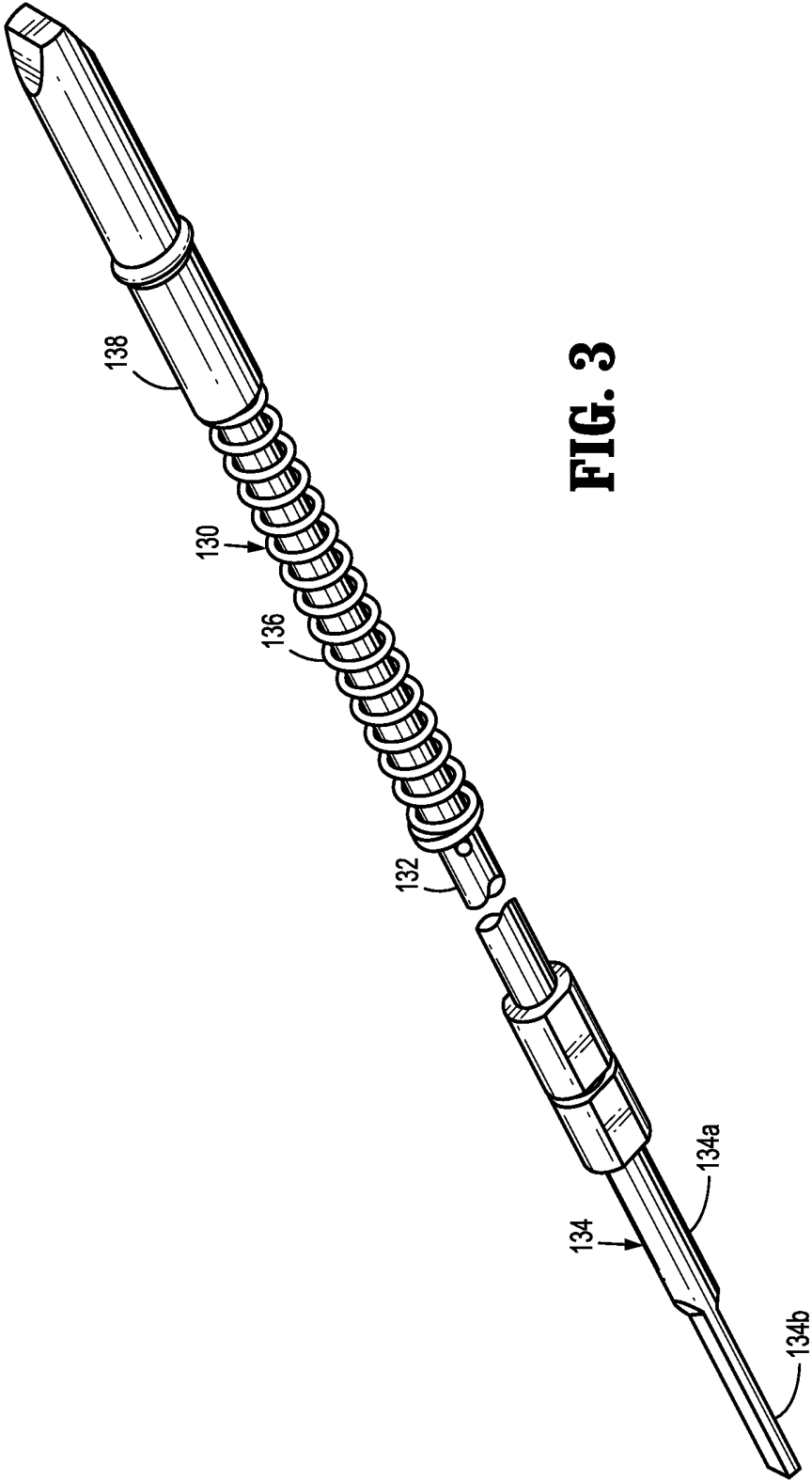


FIG. 3

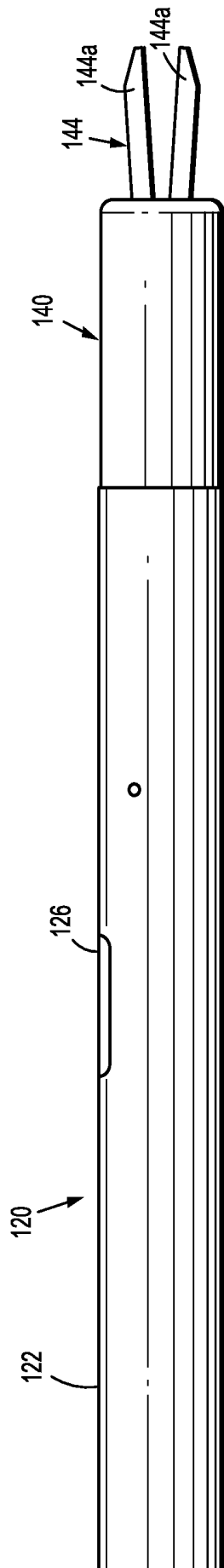


FIG. 4

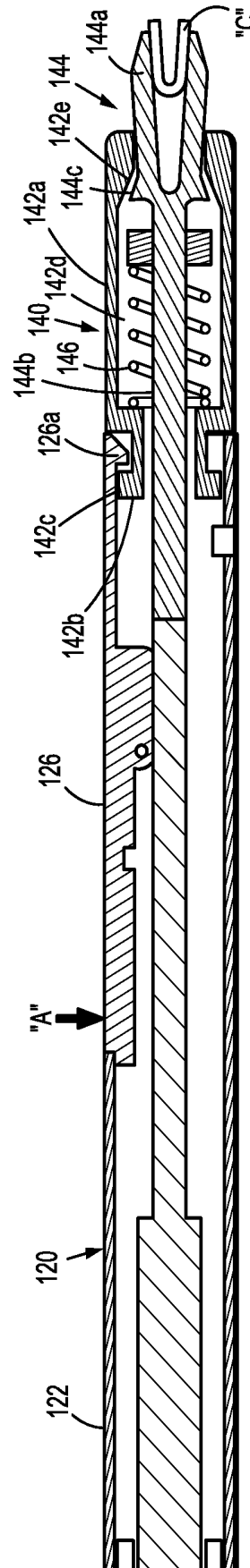


FIG. 5

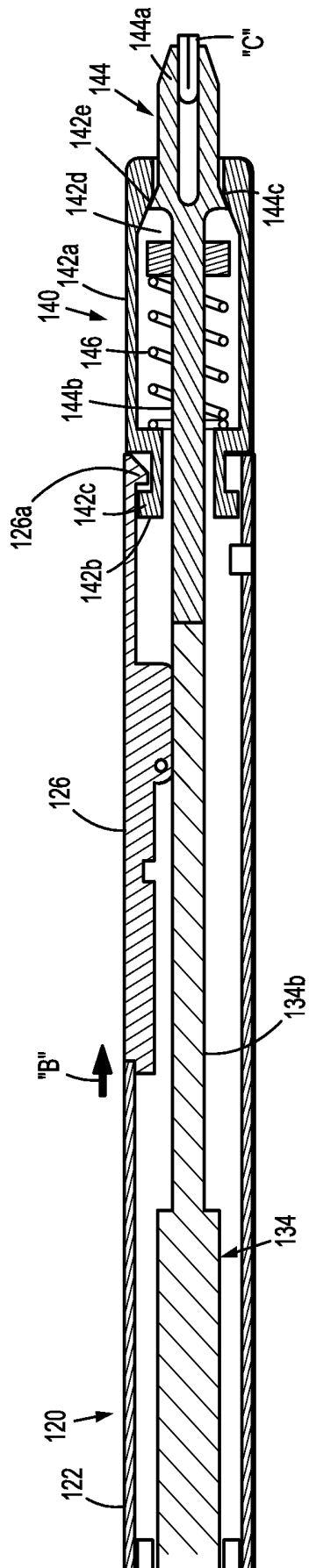


FIG. 7

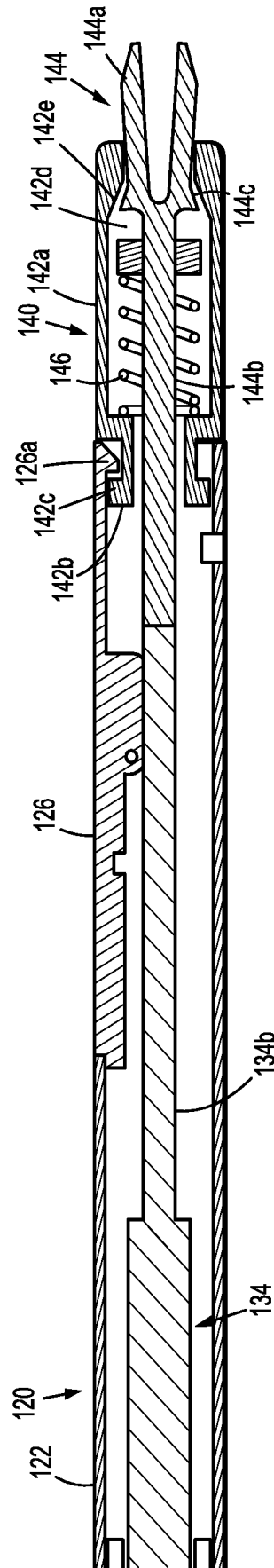


FIG. 8

LAPAROSCOPIC SURGICAL LIGATION CLIP APPLIER

CROSS-REFERENCE TO RELATED APPLICATION

The present application claims the benefit of and priority to U.S. Provisional Patent Application Ser. No. 62/086,250, filed on Dec. 2, 2014, the entire content of which is incorporated herein by reference.

BACKGROUND

Technical Field

The present disclosure relates generally to a medical instrument for use with a surgical ligation clip. More particularly, the present disclosure is directed to a modular applier for positioning, securing, and closing a surgical ligation clip (from a plurality of ligation clips loaded into a clip cartridge or clip pack) around a vessel to be occluded.

Description of Related Art

Endoscopic staplers and clip appliers are known in the art and are used for a number of distinct and useful surgical procedures. In the case of a laparoscopic surgical procedure, access to the interior of an abdomen is achieved through narrow tubes or cannulas inserted through a small entrance incision in the skin. Minimally invasive procedures performed elsewhere in the body are often generally referred to as endoscopic procedures. Typically, a tube or cannula device is extended into the patient's body through the entrance incision to provide an access port. The port allows the surgeon to insert a number of different surgical instruments therethrough using a trocar and for performing surgical procedures far removed from the incision.

During a majority of these procedures, the surgeon must often terminate the flow of blood or another fluid through one or more vessels. The surgeon will often apply a surgical clip to a blood vessel or another duct to prevent the flow of body fluids therethrough during the procedure. An endoscopic clip applier is known in the art for applying a single clip during an entry to the body cavity. Such clips are typically fabricated from a biocompatible material and are usually compressed over a vessel. Once applied to the vessel, the compressed clip terminates the flow of fluid therethrough.

Endoscopic clip appliers including movable jaws that are able to apply multiple clips in endoscopic or laparoscopic procedures during a single entry into the body cavity are described in commonly-assigned U.S. Pat. Nos. 5,084,057 and 5,100,420 to Green et al., which are both incorporated by reference in their entirety. Another multiple endoscopic clip applier is disclosed in commonly-assigned U.S. Pat. No. 5,607,436 by Pratt et al., the contents of which is also hereby incorporated by reference herein in its entirety. These devices are typically, though not necessarily, used during a single surgical procedure. U.S. Pat. No. 5,695,502 to Pier et al., the disclosure of which is hereby incorporated by reference herein, discloses a resterilizable surgical clip applier. The clip applier advances and forms multiple clips during a single insertion into the body cavity. This resterilizable clip applier is configured to receive and cooperate with an interchangeable clip magazine so as to advance and form multiple clips during a single entry into a body cavity.

Other clip appliers include fixed jaws that apply a single clip in an endoscopic or laparoscopic procedure and which then have to be withdrawn from the body cavity in order to be loaded with an additional single clip, for further appli-

cation within the body cavity. U.S. Pat. No. 5,354,304 to Allen et al., the disclosure of which is hereby incorporated by reference herein, discloses such a fixed jaw surgical clip applier. Generally, use of these appliers includes actuation by a surgeon of the applier to fire the single clip, withdrawal of the applier from the body cavity of the patient, removal of the expired clip cartridge (having contained the single clip) from the handle assembly of the applier, and loading of a new clip cartridge onto the handle assembly in order to fire another surgical clip.

Accordingly, a need exists for laparoscopic surgical clip appliers that include reusable handle assemblies, reusable shaft assemblies, and disposable clip cartridge assemblies, with each clip cartridge assembly being loaded with a plurality of surgical ligation clips.

SUMMARY

The present disclosure relates to laparoscopic modular surgical clip appliers capable of positioning, securing, and closing a surgical ligation clip (from a plurality of ligation clips loaded into a clip cartridge or clip pack) around a vessel to be occluded.

According to an aspect of the present disclosure, a ligation clip applier is provided. The ligation clip applier includes a handle assembly, and a clip module.

The handle assembly includes a barrel housing defining a cavity therein; a fixed handle extending from the barrel housing; a trigger pivotably connected to the fixed handle, the trigger including a proximal end extending into the cavity of the barrel housing; an elongate neck portion supported on and extending from the barrel housing, the elongate neck portion includes a tubular shaft defining a lumen therethrough, wherein the lumen of the tubular shaft of the neck portion extends into the cavity of the barrel housing; and an advancing mechanism removably and slidably supported within the barrel housing and the lumen of the tubular shaft of the neck portion, wherein the advancing mechanism is actuatable by the trigger.

The advancing mechanism includes an advancing shaft having a proximal end and a distal end; an actuator supported at the distal end of the advancing shaft; and a biasing member urging the advancing shaft in a proximal direction.

The clip module is removably and selectively connected to a distal end of the tubular shaft of the neck portion. The clip module includes a housing defining a proximal end, a distal end and a lumen therethrough, the proximal end of the clip module housing being configured for selective connection to the distal end of the tubular shaft of the neck portion, the clip module housing including an annular flange extending radially into the lumen thereof.

The clip module includes a jaw blade slidably supported within the lumen of the clip module housing. The jaw blade includes a pair of jaws disposed within the distal end of the clip module housing, the pair of jaws being biased to an open condition, wherein each jaw includes a respective cam tooth projecting therefrom, wherein the cam teeth are in operative registration with, and proximal of, the annular flange of the clip module housing; and a stem extending proximally from the pair of jaws, wherein a proximal end of the stem is engagable by the distal end of the actuator of the advancing mechanism.

The clip module may further include a biasing member configured to maintain the jaw blade in a retracted position relative to the clip module housing.

The jaw blade of the clip module may be movable between an advanced position and the retracted position,

wherein in the advanced position, the cam teeth of the pair of jaws of the jaw blade engage the annular flange of the clip module housing, wherein the pair of jaws are approximated to a closed condition; and in the retracted position, the cam teeth of the pair of jaws of the jaw blade are disengaged from the annular flange of the clip module housing, wherein the pair of jaws are in the open condition.

The biasing member of the clip module may be a coil spring including a first end secured to a relatively distal portion of the jaw blade, and a second end secured to a relatively proximal end of the clip module housing.

In use, during an actuation of the trigger of the handle assembly, the proximal end of the trigger may engage the proximal end of the advancing shaft of the advancing mechanism to distally advance the advancing shaft.

In use, during the distal advancement of the advancing shaft, the actuator of the advancing assembly may engage the proximal end of the stem of the jaw blade to distally advance the jaw blade.

The clip module housing may define a radial groove formed in an outer surface thereof, wherein the radial groove is located adjacent a proximal end of the clip module housing.

The tubular shaft of the elongate neck portion may include a latch pivotally supported adjacent a distal end thereof, wherein the latch includes a proximal end and a distal end, wherein the distal end of the latch includes a radially inwardly extending pawl.

The pawl of the latch of the tubular shaft may be configured to selectively engage the radial groove of the clip module housing, to selectively secure the clip module to the elongate shaft.

In use, upon an actuation of the trigger, the proximal end of the trigger may act on a proximal end of the actuator of the advancing mechanism to distally advance the actuator.

Also in use, upon distal advancement of the actuator, the distal end of the actuator may act on the proximal end of the stem of the jaw blade to distally advance the jaw blade.

Further, in use, upon distal advancement of the jaw blade, the cam teeth of the pair of jaws of the jaw blade may engage the annular flange of the clip module housing, whereby the pair of jaws are approximated to the closed condition.

According to another aspect of the present disclosure, a clip module for selective connection to a handle assembly and actuatable by an advancing mechanism of the handle assembly, is provided. The clip module includes a housing defining a proximal end, a distal end and a lumen there-through, the proximal end of the clip module housing being configured for selective connection to a distal end of a tubular shaft of the handle assembly, the clip module housing including an annular flange extending radially into the lumen thereof.

The clip module also includes a jaw blade slidably supported within the lumen of the clip module housing. The jaw blade includes a pair of jaws disposed within the distal end of the clip module housing, the pair of jaws being biased to an open condition, wherein each jaw includes a respective cam tooth projecting therefrom, wherein the cam teeth are in operative registration with, and proximal of, the annular flange of the clip module housing; and a stem extending proximally from the pair of jaws. A proximal end of the stem is engagable by the advancing mechanism of the handle assembly.

The clip module may further include a biasing member configured to maintain the jaw blade in a retracted position relative to the clip module housing.

The jaw blade of the clip module may be movable between an advanced position and the retracted position, wherein in the advanced position, the cam teeth of the pair of jaws of the jaw blade engage the annular flange of the clip module housing, wherein the pair of jaws are approximated to a closed condition; and in the retracted position, the cam teeth of the pair of jaws of the jaw blade are disengaged from the annular flange of the clip module housing, wherein the pair of jaws are in the open condition.

The biasing member of the clip module may be a coil spring including a first end secured to a relatively distal portion of the jaw blade, and a second end secured to a relatively proximal end of the clip module housing.

In use, during an actuation of the advancing mechanism of the handle assembly, the stem of the jaw blade may be acted on to distally advance the jaw blade.

The clip module housing may define a radial groove formed in an outer surface thereof, wherein the radial groove is located adjacent a proximal end of the clip module housing.

BRIEF DESCRIPTION OF THE DRAWINGS

A particular embodiment of a laparoscopic surgical clip applier is disclosed herein with reference to the drawings wherein:

FIG. 1 is a side elevational view of a ligation surgical clip applier in accordance with the present disclosure;

FIG. 2 is a perspective view, with parts separated, of a handle assembly and a proximal end of a neck portion of the ligation surgical clip applier of FIG. 1;

FIG. 3 is a perspective view of an advancing mechanism of the ligation surgical clip applier of FIG. 1;

FIG. 4 is a schematic, side elevational view of a distal end of the neck portion of the ligation surgical clip applier of FIG. 1, with a loaded laparoscopic clip module attached thereto;

FIG. 5 is a schematic, cross-sectional, side elevational view of the distal end of the neck portion of the ligation surgical clip applier and the laparoscopic clip module shown in FIG. 4;

FIG. 6 is a cross-sectional, elevational view of the proximal end of the ligation surgical clip applier illustrating the handle assembly in three different positions;

FIG. 7 is a schematic, side elevational view of the distal end of the neck portion of the ligation surgical clip applier of FIG. 1, illustrating a firing of the loaded laparoscopic clip module attached thereto; and

FIG. 8 is a schematic, side elevational view of the distal end of the neck portion of the ligation surgical clip applier of FIG. 1, illustrating an expired laparoscopic clip module attached thereto.

DETAILED DESCRIPTION OF EMBODIMENTS

Embodiments of ligation surgical clip appliers, in accordance with the present disclosure, will now be described in detail with reference to the drawing figures wherein like reference numerals identify similar or identical structural elements. As shown in the drawings and described throughout the following description, as is traditional when referring to relative positioning on a surgical instrument, the term "proximal" refers to the end of the apparatus which is closer to the user and the term "distal" refers to the end of the apparatus which is further away from the user.

As shown in FIG. 1, a ligation surgical clip applier, in accordance with an embodiment of the present disclosure, is

generally designated as **100**. Clip applier **100** includes a handle assembly **110**, an elongated and round or cylindrical neck portion or assembly **120** projecting from or extending from handle assembly **110**, and a ligation clip module **140** that can be removably and selectively mounted on a distal end of neck portion **120**. As will be described in greater detail below, a plurality of surgical ligation clips “C” (FIGS. **5** and **7**) are loaded into ligation clip module **140**. Also, as will be described in greater detail below, in operation, as handle assembly **110** is actuated, a single ligation clip “C” is fired and formed around a vessel to be ligated.

Handle assembly **110**, as shown in FIGS. **1** and **2**, includes a fixed handle **112** and a squeezable trigger **114** pivotally attached to fixed handle **112** at pivot shaft **116**. Squeezable trigger **114** includes a proximal actuating end **114a**.

Handle assembly **110** include a housing, in the form of a barrel, **118** supported on fixed handle **112**. Barrel **118** is configured to receive a proximal end of neck portion **120**. A threaded end cap **119** closes a proximal end of barrel **118**. As shown in FIG. **2**, barrel **118** is formed of a first barrel portion **118a**, a second barrel portion **118b** and a third barrel portion **118c** of progressively smaller diameters, that together form a telescope-like appearing structure. Third barrel portion **118c** includes a radially projecting lip at its distal end.

The proximal end of elongated neck portion or assembly **120**, as shown in FIG. **2**, includes a hollow tube or shaft **122** and a collar **124** secured thereto and open at its proximal end. The proximal end of hollow shaft **122** has two oppositely disposed J-shaped notches **122a** (e.g., “bayonet locks” or channels), to secure elongated neck portion **120** to handle assembly **110**.

The shaft **122** and collar **124**, as well as the entire handle assembly **110**, may be made of high grade surgical steel, such as, for example, stainless steel, or from a high strength autoclavable polymer or the like.

To assemble neck portion **120** and handle assembly **110**, a resilient wave washer and a first bushing are placed over the proximal end of shaft **122**. The shaft **122** is inserted into the open distal end of the barrel assembly **118** until a rim on the first bushing abuts the circumferential lip on third barrel portion **118c**, as illustrated in FIG. **6**. A second bushing, having a cylindrical portion and a circumferential rim, and a bayonet ring lock are then inserted into the open proximal end of barrel **118** and over the proximal end of shaft **122**. Referring momentarily to FIG. **6**, the second bushing is inserted until a rim thereof abuts a radially projecting ridge formed between second barrel portion **118b** and third barrel portion **118c** of barrel **118**. The bayonet ring lock may include a pair of opposed pins, protruding inwardly from its inner cylindrical surface, that are configured to fit into the J-shaped notches **122a** and lock elongated neck portion **120** in handle assembly **110**.

With reference to FIGS. **3** and **6**, neck portion **120** includes an advancing mechanism **130** slidably disposed within hollow shaft **122** thereof. Advancing mechanism **130** includes an advancing shaft **132** supported, at its distal end, an actuator **134**. As shown in FIG. **3**, actuator **134** has a cylindrical portion **134a** and tapers to a flat blade-like portion **134b** having a substantially rectangular cross-sectional profile.

Advancing shaft **132** is urged toward the proximal end of neck portion **120** by a compression return spring **136**. A proximal end of spring **136** may abut against a shaft adapter **138**.

With the neck portion **120** connected to barrel **118** of handle assembly **110**, advancing shaft **132** is assembled in neck portion **120** by inserting advancing shaft **132** in the

proximal end of barrel **118**. As shown in FIG. **6**, a short stop pin **122a** extends inwardly from the inner surface of hollow shaft **122** in an intermediate region thereof. When advancing shaft **132** is inserted through the hollow shaft **132**, the sliding bushing abuts against stop pin **122a** and becomes arrested at that position. Further insertion of advancing shaft **132** causes spring **136** to engage shaft adapter **138**, thereby biasing advancing shaft **132** in the rearward direction against proximal actuating end **114a** of squeezable trigger **114**. When advancing shaft **132** is fully inserted into neck portion **120**, the end cap **119** may be placed or screwed onto proximal end of barrel **118**.

With reference to FIG. **6**, when squeezable trigger **114** is pivoted in the counterclockwise direction about the pivot shaft **116**, the top or actuating end **114a** of squeezable trigger **114** engages the proximal end of the shaft adapter **138** thereby urging advancing shaft **132** distally against the biasing force of spring **136**.

FIG. **5** illustrates how ligation clip module **140** is attached to the distal end of hollow shaft **122**. Specifically, a spring-loaded latch **126** is pivotally mounted in a wall of hollow shaft **122**. A distal end of latch **126** is provided with a pawl **126a**. The ligation clip module **140** has a reduced diameter housing section **142b** which fits into the open distal end of hollow shaft **122**. To secure ligation clip module **140** in hollow shaft **122**, a proximal end of latch **126** is pressed down (in the direction of arrow “A”) to raise pawl **126a**. The reduced diameter housing section **142b** of ligation clip module **140** is then inserted into the open distal end of hollow shaft **122**, and the proximal end of latch **126** is released so that pawl **126a** catches a transverse or radial groove **142c** in the reduced diameter housing section **142b** of ligation clip module **140** to securely lock ligation clip module **140** in neck portion **120**. Advantageously, pawl **126a** of latch **126** may be provided with a cam surface that rides up on the proximal extreme of reduced diameter housing section **142b** of ligation clip module **140**. In this way, the cam surface of pawl **126a** is automatically guided to groove **142c** of ligation clip module **140** when ligation clip module **140** is inserted into neck portion **120**.

As a safety feature, when latch **126** is pivoted to the open position, the proximal end of latch **126** abuts flat blade-like portion **134b** of actuator **134** and prevents advancing shaft **132** from moving farther forwardly in hollow shaft **122**.

Similarly, when ligation clip module **140** is properly mounted in neck portion **120** and advancing shaft **132** is advanced to apply a ligation clip, as described below, cylindrical section **134a** of actuator **134** prevents the proximal end of latch **126** from being depressed to release ligation clip module **140**.

With reference to FIGS. **4**, **5**, **7** and **8**, the individual components of ligation clip module **140** are shown. Ligation clip module **140** includes a housing **142** having a distal housing section **142a** of a first diameter, and proximal housing section **142b** having a second diameter that is reduced from the first diameter. Proximal housing section **142b** defines an outer annular groove or recess **142c** therein. A lumen **142d** extends longitudinally through housing **142**. Housing **142** includes an annular flange **142e** defining a camming surface that extends radially inward, at a distal end of housing **142**.

Ligation clip module **140** includes a jaw blade **144** slidably supported within lumen **142d** of housing **142**. Jaw blade **144** includes a pair of jaws **144a** projecting from or extending distally from within housing **142**, and a proximal stem **144b** extending proximally through lumen **142d** of housing **142**. Jaw blade **144** is fabricated from a resilient

material, such as, for example, stainless steel, and is formed such that the pair of jaws **144a** are spaced apart from one another or are biased apart from one another. Each jaw **144a** includes a cam tooth **144c** projecting therefrom and configured to engage annular flange **142e** of housing **142** when jaw blade **144** is advanced distally. In operation, with reference to FIGS. **7** and **8**, as jaw blade **144** is advanced distally, cam teeth **144c** of the pair of jaws **144a** engage annular flange **142e** of housing **142** thereby resulting in a closure or approximation of the pair of jaws **144**.

Ligation clip module **140** further includes a biasing member **146** functioning to maintain jaw blade **144** in a refracted position relative to housing **142**, whereby the pair of jaws **144a** are maintained in an open condition due to a natural spring bias thereof. Alternatively, biasing member **146** may function to act on jaw blade **144** such that an outer surface of the pair of jaws **144a** cam against a distal edge of annular flange **142e** of housing **142**. In an embodiment for example, biasing member **146** may be a coil spring disposed about stem **144b** of jaw blade **144**, and may include a first end secured to a relatively distal portion of jaw blade **144** (e.g., secured to a collar or flange of jaw blade **144**), and a second end secured to a relatively proximal portion of housing **142**.

As can be appreciated, ligation clip module **140** is disposable. In addition, different size modules for mounting various size ligation clips can be easily connected to the same hollow shaft **122** by using a standard size reduced diameter proximal section **142b** of housing **142**.

With reference to FIGS. **5-8**, an exemplary operation of clip applicator **100** is described. As illustrated in FIG. **5**, with ligation clip module **140** secured onto neck portion **120**, a ligation clip "C" (FIGS. **5** and **7**) is loaded in the pair of jaws **144a** of ligation clip module **140**, and is ready to be fired. With clip applicator **100** loaded with a ligation clip module **140** holding ligation clip "C" between the pair of jaws **144a**, and ready to be fired, the ligation clip "C" may be positioned around a vessel to be ligated.

With reference to FIGS. **6** and **7**, with the ligation clip "C" in position around the vessel to be ligated, squeezing or actuation of trigger **114** causes advancing shaft **132** (FIGS. **3** and **6**) of neck portion **120** to be advanced distally, as indicated by arrow "B" of FIG. **7**. As advancing shaft **132** of neck portion **120** is advanced distally, flat blade-like portion **134b** of actuator **134** is advanced into abutment with stem **144b** of jaw blade **144**. Additionally, as advancing shaft **132** of neck portion **120** is advanced distally, return spring **136** of advancing mechanism **130** is compressed.

The flat blade-like portion **134b** of actuator **134** forces jaw blade **144** in a distal direction, thereby driving the cam teeth **144c** of the pair of jaws **144a** against annular flange **142e** of housing **142** of ligation clip module **140**, and thereby closing or approximating the pair of jaws **144a**, against a spring bias thereof, to form ligation clip "C". As jaw blade **144** is advanced distally, biasing member **146** is stretched or lengthened.

Following formation of ligation clip "C", with reference to FIG. **8**, trigger **114** is released, whereby return spring **136** is free to expand and thus withdraw advancing shaft **132** of neck portion **120**. As advancing shaft **132** of neck portion **120** is withdrawn from flat blade-like portion **134b** of actuator **134** is retracted from contact with stem **144b** of jaw blade **144**. As actuator **134** is retracted from stem **144b** of jaw blade **144**, biasing member **146** is free to re-compress or retract, thereby withdrawing cam teeth **144c** of the pair of jaws **144a** away from annular flange **142e** of housing **142** of ligation clip module **140**, and thereby permitting the pair of jaws **144a** to open due to the spring bias thereof.

With continued reference to FIG. **8**, with actuator **134** retracted, flat blade-like portion **134b** of actuator **134** is in registration with the proximal end of latch **126** of neck portion **120**. As so positioned, the proximal end of latch **126** may be pressed down (in the direction of arrow "A" of FIG. **5**) to raise and disengage pawl **126a** from the transverse or radial groove **142c** of the reduced diameter proximal housing section **142b** of ligation clip module **140** to thereby permit disconnection of spent ligation clip module **140** from neck portion **120**. Alternatively, the spent ligation clip module **140** may be reloaded with a new ligating clip (contained in a clip pack), prior to disconnection of ligation clip module **140** from neck portion **120** and discarding thereof.

A new ligation clip module **140** can then be inserted and secured in the hollow shaft **122** of neck portion **120**, and clip applicator **100** is once again ready to fire another ligating clip "C".

Ligation clips "C" may be contained in clip packs containing a plurality of clips, such as, for example, six (6) clips of the like. Clip packs may be loaded with a full set of metal clips (e.g., titanium, stainless steel or metal alloys), a full set of polymer clips (e.g., biocompatible or bioabsorbable), or a combination thereof.

Although a specific embodiment of the present disclosure has been described above in detail, it will be understood that this description is merely for purposes of illustration. Various modifications of and equivalent structures corresponding to the disclosed aspects of the preferred embodiments in addition to those described above may be made by those skilled in the art without departing from the spirit of the present disclosure which is defined in the following claims, the scope of which is to be accorded the broadest interpretation so as to encompass such modifications and equivalent structures.

What is claimed is:

1. A ligation clip applicator, comprising: a handle assembly including: a barrel housing defining a cavity therein; a fixed handle extending from the barrel housing; a trigger pivotably connected to the fixed handle, the trigger including a proximal end extending into the cavity of the barrel housing; an elongate neck portion supported on and extending from the barrel housing, the elongate neck portion includes a tubular shaft defining a lumen therethrough, wherein the lumen of the tubular shaft of the elongate neck portion extends into the cavity of the barrel housing; and an advancing mechanism removably and slidably supported within the barrel housing and the lumen of the tubular shaft of the elongate neck portion, wherein the advancing mechanism is actuable by the trigger, the advancing mechanism including: an advancing shaft having a proximal end and a distal end; an actuator supported at the distal end of the advancing shaft; and a biasing member urging the advancing shaft in a proximal direction; and a clip module removably and selectively connected to a distal end of the tubular shaft of the elongate neck portion, the clip module including: a housing defining a proximal end, a distal end and a lumen therethrough, the proximal end of the clip module housing being configured for selective connection to the distal end of the tubular shaft of the elongate neck portion, the clip module housing including an annular flange extending radially into the lumen thereof, and a jaw blade slidably supported within the lumen of the clip module housing, the jaw blade including: a pair of jaws disposed within the distal end of the clip module housing, the pair of jaws being biased to an open condition, wherein each jaw includes a respective cam tooth projecting therefrom, wherein the cam teeth are in operative

registration with, and proximal of, the annular flange of the clip module housing; and a stem extending proximally from the pair of jaws, wherein a proximal end of the stem is engagable by the distal end of the actuator of the advancing mechanism.

2. The ligation clip applier according to claim 1, wherein the clip module further includes a biasing member configured to maintain the jaw blade in a retracted position relative to the clip module housing.

3. The ligation clip applier according to claim 2, wherein the jaw blade of the clip module is movable between an advanced position and the retracted position, wherein:

in the advanced position, the cam teeth of the pair of jaws of the jaw blade engage the annular flange of the clip module housing, wherein the pair of jaws are approximated to a closed condition; and

in the retracted position, the cam teeth of the pair of jaws of the jaw blade are disengaged from the annular flange of the clip module housing, wherein the pair of jaws are in the open condition.

4. The ligation clip applier according to claim 3, wherein the biasing member of the clip module is a coil spring including a first end secured to a relatively distal portion of the jaw blade, and a second end secured to a relatively proximal end of the clip module housing.

5. The ligation clip applier according to claim 3, wherein, during an actuation of the trigger of the handle assembly, the proximal end of the trigger engages the proximal end of the advancing shaft of the advancing mechanism to distally advance the advancing shaft.

6. The ligation clip applier according to claim 5, wherein, during the distal advancement of the advancing shaft, the actuator of the advancing assembly engages the proximal end of the stem of the jaw blade to distally advance the jaw blade.

7. The ligation clip applier according to claim 1, wherein the clip module housing defines a radial groove formed in an outer surface thereof, wherein the radial groove is located adjacent a proximal end of the clip module housing.

8. The ligation clip applier according to claim 7, wherein the tubular shaft of the elongate neck portion includes a latch pivotally supported adjacent a distal end thereof, wherein the latch includes a proximal end and a distal end, wherein the distal end of the latch includes a radially inwardly extending pawl.

9. The ligation clip applier according to claim 8, wherein the pawl of the latch of the tubular shaft is configured to selectively engage the radial groove of the clip module housing, to selectively secure the clip module to the tubular shaft.

10. The ligation clip applier according to claim 1, wherein upon an actuation of the trigger, the proximal end of the trigger acts on a proximal end of the actuator of the advancing mechanism to distally advance the actuator.

11. The ligation clip applier according to claim 10, wherein upon distal advancement of the actuator, the distal end of the actuator acts on the proximal end of the stem of the jaw blade to distally advance the jaw blade.

12. The ligation clip applier according to claim 11, wherein upon distal advancement of the jaw blade, the cam teeth of the pair of jaws of the jaw blade engage the annular

flange of the clip module housing, whereby the pair of jaws are approximated to the closed condition.

13. The ligation clip applier according to claim 1, wherein the jaw blade is slidably supported within the lumen of the clip module housing for movement in a longitudinal direction.

14. A clip module for selective connection to a handle assembly and actuatable by an advancing mechanism of the handle assembly, the clip module comprising:

a housing defining a proximal end, a distal end and a lumen therethrough, the proximal end of the clip module housing being configured for selective connection to a distal end of a tubular shaft of the handle assembly, the clip module housing including an annular flange extending radially into the lumen thereof;

a jaw blade slidably supported within the lumen of the clip module housing, the jaw blade including:

a pair of jaws disposed within the distal end of the clip module housing, the pair of jaws being biased to an open condition, wherein each jaw includes a respective cam tooth projecting therefrom, wherein the cam teeth are in operative registration with, and proximal of, the annular flange of the clip module housing; and a stem extending proximally from the pair of jaws, wherein a proximal end of the stem is engagable by the advancing mechanism of the handle assembly.

15. The clip module according to claim 14, further comprising a biasing member configured to maintain the jaw blade in a retracted position relative to the clip module housing.

16. The clip module according to claim 15, wherein the jaw blade of the clip module is movable between an advanced position and the retracted position, wherein:

in the advanced position, the cam teeth of the pair of jaws of the jaw blade engage the annular flange of the clip module housing, wherein the pair of jaws are approximated to a closed condition; and

in the retracted position, the cam teeth of the pair of jaws of the jaw blade are disengaged from the annular flange of the clip module housing, wherein the pair of jaws are in the open condition.

17. The clip module according to claim 16, wherein the biasing member of the clip module is a coil spring including a first end secured to a relatively distal portion of the jaw blade, and a second end secured to a relatively proximal end of the clip module housing.

18. The clip module according to claim 17, wherein, during an actuation of the advancing mechanism of the handle assembly, the stem of the jaw blade is acted on to distally advance the jaw blade.

19. The clip module according to claim 14, wherein the clip module housing defines a radial groove formed in an outer surface thereof, wherein the radial groove is located adjacent a proximal end of the clip module housing.

20. The clip module according to claim 14, wherein the jaw blade is slidably supported within the lumen of the clip module housing for movement in a longitudinal direction.

专利名称(译)	腹腔镜手术结扎夹钳		
公开(公告)号	US10702278	公开(公告)日	2020-07-07
申请号	US14/941714	申请日	2015-11-16
[标]申请(专利权)人(译)	柯惠有限合伙公司		
申请(专利权)人(译)	COVIDIEN LP		
当前申请(专利权)人(译)	COVIDIEN LP		
[标]发明人	TOKARZ CHRISTOPHER A ASIDO NORVIN		
发明人	TOKARZ, CHRISTOPHER A. ASIDO, NORVIN		
IPC分类号	A61B17/128 A61B17/00		
CPC分类号	A61B17/1285 A61B17/128 A61B2017/00477 A61B2017/0046		
优先权	62/086250 2014-12-02 US		
其他公开文献	US20160151071A1		

摘要(译)

提供了一种结扎施夹器,该施夹器包括:手柄组件,其支撑可移动且可滑动地支撑在手柄组件的筒状壳体内部的前进机构;以及夹具模块,其可拆卸且选择性地连接至手柄组件。夹子模块包括限定出近端,远端和穿过其中的内腔的壳体,夹子模块壳体包括径向延伸到其内腔中的环形凸缘。钳口刀片可滑动地支撑在夹子模块壳体的内腔中。钳口刀片包括设置在夹子模块壳体的远端内的一对钳口,该对钳口被偏置到打开状态,其中每个钳口包括从其突出的相应的凸轮齿,其中所述凸轮齿与所述操作齿对准。夹子模块壳体的环形法兰及其附近。

