

(19)



(11)

EP 2 181 655 B1

(12)

EUROPEAN PATENT SPECIFICATION

(45) Date of publication and mention
of the grant of the patent:
07.12.2016 Bulletin 2016/49

(51) Int Cl.:
A61B 17/08^(2006.01) A61F 5/00^(2006.01)

(21) Application number: **10001759.9**

(22) Date of filing: **26.08.2003**

(54) Fatigue-resistant gastric banding device

Ermüdungsfeste Magenbandvorrichtung

Dispositif de cerclage gastrique résistant à l'usure

(84) Designated Contracting States:
**AT BE BG CH CY CZ DE DK EE ES FI FR GB GR
HU IE IT LI LU MC NL PT RO SE SI SK TR**

(30) Priority: **28.08.2002 US 407219 P**

(43) Date of publication of application:
05.05.2010 Bulletin 2010/18

(62) Document number(s) of the earlier application(s) in
accordance with Art. 76 EPC:
03791781.2 / 1 553 878

(73) Proprietor: **APOLLO ENDOSURGERY, INC.**
Austin, TX 78746 (US)

(72) Inventor: **Birk, Janel**
Oxnard, CA 93111 (US)

(74) Representative: **Hoffmann Eitle**
Patent- und Rechtsanwälte PartmbB
Arabellastraße 30
81925 München (DE)

(56) References cited:
WO-A-00/00108 FR-A1- 2 799 118
US-A- 5 152 770

EP 2 181 655 B1

Note: Within nine months of the publication of the mention of the grant of the European patent in the European Patent Bulletin, any person may give notice to the European Patent Office of opposition to that patent, in accordance with the Implementing Regulations. Notice of opposition shall not be deemed to have been filed until the opposition fee has been paid. (Art. 99(1) European Patent Convention).

Description

BACKGROUND OF THE INVENTION

1. FIELD OF THE INVENTION

[0001] The present invention relates generally to surgically implanted gastric bands for encircling the stomach having notches, ribs and/or chambers in the inflatable portion to reduce fatigue or crease fold failure in the device, while increasing the range of adjustment. A method for treating morbid obesity utilizing a fatigue-resistant gastric banding device is also disclosed.

2. DESCRIPTION OF THE RELATED ART

[0002] A belt-like gastric band for encircling the stomach to control morbid obesity is disclosed by Vincent in U.S. Pat. 5,601,604. The band comprises a belt that can be passed around the stomach and locked into an encircling position in order to create a stoma opening within the stomach. An adjustable portion of the band comprises an inflatable member, which permits fine adjustment of the stoma opening after the stoma is created by locking the band in place. The stoma opening may be adjusted by injecting or withdrawing a fluid into or from an inflatable member. The means for injecting the fluid into the inflatable member usually comprises a fill port located beneath the skin that can be accessed extracorporeally by transdermal injection. Thus, following implantation, the gastric band can be adjusted to enlarge or reduce the stoma as required.

[0003] The gastric band is implanted surgically, via open or laparoscopic surgery, which may involve placement of a calibrating apparatus in the stomach to position the stoma and size the pouch created above the stoma. The gastric band is imbricated in position about the stomach to prevent slippage, usually by gastro-gastric sutures (i.e. tissue is wrapped over the band and sutured to itself).

[0004] As disclosed by Vincent, the inflatable member or shell is preferably substantially coextensive with an inner stomach-facing surface of the gastric band. Furthermore, it has been observed that the inflatable member should not wrinkle or fold when adjusted, so as to present a substantially smooth contour along the inner circumference. This ensures not only that stomach tissue will not be pinched by the inflatable member, which could lead to discomfort or necrosis, but also protects the shell from a phenomenon known as crease fold failure, which may occur if it is inflated beyond its intended range of adjustment. In the field, it has been observed that silicone or other elastomeric materials commonly used in the manufacture of gastric bands can fatigue or fail if repeatedly compressed, folded, wrinkled, buckled under stress or creased by, for example, over-inflation. This failure mode, which may include abrasion of the opposing surfaces against one another, abrasion of the inner surface of the fold "peak" against the opposing chamber wall, or

fatigue of the material at folder intersections (the most highly-stressed areas), is sometimes referred to as crease fold failure.

[0005] In some cases, it has also been noted that existing adjustable gastric bands do not provide the overall size or range of adjustment desirable for use in particular patients. For instance, existing gastric bands may be either too large or too small to encircle a patient's stomach, while still allowing for a properly sized stoma. This may be due, for instance, to variations from patient to patient and their individual internal physiologies. Thus, gastric bands are now available in several different sizes, measured according to the circumference of the band (e.g. 9.75 cm, 11 cm, etc.). But due to variations in not only patient physiology, but also in the location and encircling position of the band, the surgical technique used, etc., it may not be evident what size band is necessary until a patient is undergoing surgery. Rather than have a variety of different sizes of gastric bands on hand during the surgical procedure, it would be desirable to have one universal size gastric band available that is adjustable over a wider range than those bands known in the prior art.

[0006] If the overall size of the gastric band is increased, the inflatable shell portion may not be capable of being adjusted to form a relatively small stoma without creases, wrinkles or folds forming on the inner stomach-facing surface, which may lead to fatigue or failure of the inflatable member, necessitating additional surgery. It would therefore be desirable to provide a universal size of a fatigue-resistant gastric band having an inflatable member that can be adjusted over a wide range of stoma openings.

[0007] US 5,152,770 relates to a gastric band that is not adapted for laparoscopic placement around the stomach of a patient. The gastric band is provided with a row of bulbs arranged in the longitudinal direction of the device.

[0008] Document WO 00/00108 relates to a gastric band for forming a stoma opening in the stomach of a patient, comprising: an inflatable band and means for forming a loop of the band defining a restriction opening. The gastric band further includes means for inflating and deflating the band to adjust the size of the restriction opening.

OBJECTS OF THE INVENTION

[0009] The foregoing demonstrates a need for a surgically implantable gastric band having a universal size and offering a range of adjustability suitable for use in a variety of patients.

[0010] It is therefore an object of the present invention to provide a gastric band universally sized for use in patients with varying internal physiologies.

[0011] It is another object of the present invention to provide a gastric band having an inflatable member adjustable over a wider range of stoma openings than cur-

rently available devices.

[0012] It is yet another object of the invention to provide a gastric band having an inflatable member that is substantially coextensive with an inner stomach-facing surface of the gastric band.

[0013] Still another object of the present invention is to provide a gastric band having an inflatable member that does not wrinkle or fold when adjusted over a wide range, so as to present a substantially smooth contour along the inner circumference, and to avoid fatigue or failure of the member itself.

[0014] Various other objects, advantages and features of the present invention will become readily apparent from the ensuing detailed description and the novel features will be particularly pointed out in the appended claims.

SUMMARY OF THE INVENTION

[0015] The invention relates to a gastric banding device as defined in independent claim 1. Further advantageous embodiments are cited in the dependent claims.

[0016] According to the present invention, there is provided a gastric banding device suitable for laparoscopic placement around the stomach of a patient to create a stoma, the gastric band having: a body portion and an inflatable shell including a plurality of chambers; the inflatable shell being substantially coextensive with the body portion; the inflatable shell having at least one notch separating the chambers, wherein a rib is adjacent said at least one notch; upon releasably locking the gastric banding device in a closed loop position the device forms a substantially smooth and circular contour along the inner stomach-facing surface of the body portion and upon inflation of the gastric band device, said at least one notch and adjacent rib contribute to eliminate creasing, folding or wrinkling of said inflatable shell.

BRIEF DESCRIPTION OF THE DRAWINGS

[0017] The following detailed description given by way of example, but not intended to limit the invention solely to the specific embodiments described, may best be understood in conjunction with the accompanying drawings in which:

Figure 1 is a top view of a gastric band according to one embodiment of the present invention;

Figure 2 is a cross-sectional view of the gastric band shown in Figure 1 taken along line 2-2;

Figure 3 is a top and side view of the encircling portion of a fatigue-resistant inflatable shell of the gastric band of Figure 1;

Figure 4 is a cross-sectional top view of the fatigue-resistant inflatable shell of Figure 3 taken along line 4-4;

Figure 5 is a close up cross-sectional view of a convolution point of the fatigue-resistant inflatable shell

of Figure 4 taken in area 5.

Figure 6 is a cross-sectional view of the fatigue-resistant inflatable shell of Figure 3 taken along line 6-6 showing the relative thickness of a reinforcing rib; Fig. 7 is a perspective view of the encircling portion of a fatigue-resistant inflatable shell of a gastric band according to the present invention; and

Figure 8 is a top and side view of a portion of the gastric band of Figure 1 straightened to show the width and projection of the chambers in relation to the inner band portion.

DETAILED DESCRIPTION OF CERTAIN PREFERRED EMBODIMENTS

[0018] An inflatable gastric band **10** according to the present invention is shown in FIG. 1. The gastric band **10** has a body portion **11** and an inflatable portion or shell **16**. The body portion **11** has a head end **12** and a tail end **13**. The head end **12** of the body portion **11** has a buckle **19** with a pull-tab **18**. The tail end **13** includes a belt tab **17**. Upon insertion of the tail end **13** including a fill tube **14** through the buckle **19**, the tail end **13** is drawn through the buckle **19** until the belt tab **17** catches on the exit side **20**. In this position the gastric band **10** is releasably locked in a closed loop position and secured by the buckle **19** and the belt tab **17**.

[0019] The fill tube **14**, which is generally a tube having a single lumen (not shown) coextensive therewith, is connected to an end of the gastric band **10**. In FIG. 1 it is shown attached to the tail end **13** and in fluid communication with an inflatable shell **16**. It will be apparent to one of skill in the art that other arrangements of the fill tube **14** could be made including attachment to the head end **12** without departing from the scope of the present invention.

[0020] The inflatable shell **16** is formed to receive the body portion **11** as shown in FIG. 2, which is a cross sectional view of FIG. 1 taken along line 2-2. The inflatable shell **16** is preferably substantially coextensive with the body portion **11**, as shown in FIG. 1. The body portion **11** may be attached to the interior of the inflatable shell **16** through the use of adhesives compatible for use within the body or other methods known to those skilled in the art of implantable medical device manufacture. The inflatable shell **16** includes an inner stomach-facing surface **15** that forms a stoma when placed around the stomach. It is this surface that has traditionally been the location of failure due to crease fold fatigue.

[0021] To reduce the potential for crease fold failure or high stresses in the inner surface **15**, the inflatable shell **16** has pre-formed stress-reducing notches **8** separating chambers **6**. FIG. 3 shows a top view of the inflatable shell **16** of gastric band **10** with plurality of chambers **6** each separated by a respective notch **8**. FIG. 3 differs from FIG. 1 in that it shows just the inflatable shell **16** without the inner portion **11** of the gastric band **10**.

[0022] Similarly, FIG. 4 shows a cross-sectional top

view of the inflatable shell **16** shown in FIG. 3. In FIG. 4, the inside of the inflatable shell **16** is depicted with reinforcing ribs **7** at each of the notches **8** separating each of the chambers **6**. However, as shown in FIG. 3 the first chamber **24** and last chamber **26** of the inflatable shell **16** may be formed with only one rib **7**.

[0023] The band may be formed with a single notch **8** along the inner stomach-facing surface **15** of the inflatable shell **16**, or more preferably, with multiple notches **8**. Similarly, the band may be formed with a single reinforcing rib **7** inside the inflatable shell **16**, or more preferably, with multiple ribs **7**. Most preferably, the inflatable shell **16** is formed with corresponding ribs **7** and notches **8**. The notches **8**, chambers **6**, and ribs **7** are formed in the inflatable shell **16** during the manufacturing process and are a feature of the inflatable shell **16** of the gastric band **10** whether filled or unfilled (*i.e.* whether the band is inflated or un-inflated). This helps to ensure that upon initial positioning of the gastric band **10** there is no pinching of the stomach.

[0024] FIG. 6 shows a cross sectional view of the inflatable shell **16** of FIG. 3 taken along line 6-6. In FIG. 6 the thickness of the rib **7** can be seen relative to the thickness of the inflatable shell **16**. FIG. 6 also shows that the width of the chambers **6** may extend beyond the width of an outer surface **22** of the inflatable shell **16**. Similarly, FIG. 8 shows the chambers **6** extending beyond the width of the body portion **11** (designated by the dotted line). The greater size of the chambers **6** relative to the body portion **11** helps to evenly distribute the forces applied to the stomach through the inflation of the gastric band **10**.

[0025] FIG. 5 shows a close-up view of a notch **8** and rib **7** of the inflatable shell **16**. Also shown in FIG. 5 are chambers **6** on either side of the rib **7**. From FIG. 5 it can be seen that the portions of the inner surface **15** immediately adjacent to the notches **8** will not come in contact with one another upon inflation of a gastric band **10** having an inflatable shell **16** so designed. This prevents wear and rubbing of the inner surface **15**. Also as a result of the notch **8**, a crease will not form in the inner surface **15** of the inflatable shell **16**. Further, because of this the chamber **6** can be inflated to a much greater volume forming a smaller stoma than similar sized gastric bands known in the prior art.

[0026] The effects of the notch **8** can be described as follows: the notch **8** acts as a pre-formed crease in the inflatable shell **16**. The notch **8** acts similarly to the crease that may form in gastric bands known in the prior art as it provides a point around which the body portion **11** is allowed to bend the inner surface **15** of the gastric band **10** to form a substantially circular band. One with basic geometry skills will understand that the inner surface **15** and the body portion **11** have substantially similar lengths. As a result of this, if the body portion **11** and inflatable shell **16** are not pre-formed in a circle, when they are subsequently bent into a circular form, the interior surface **15** must in some fashion eliminate a portion of its overall length to form a circle having a smaller inner

circumference than outer circumference. This reduction in circumference has heretofore occurred in prior art gastric bands through the formation of undesirable creases on the inner stomach-facing surface of the gastric band, resulting in a reduced range of inflation for such bands. The formation of these creases alleviates the material stresses in forming the circular shape, but causes point loading at the top and bottom of the creases as well as providing a point of friction between two facing sides of the crease. By forming the inflatable shell **16** in a circle with pre-formed notches **8**, the aforementioned stresses are drastically reduced because the notch **8**, alone or in combination with a rib **7**, is formed in a fashion that prevents opposing sides of the notch **8** from buckling and reduces stress, while allowing for a great range of inflation versus prior art devices. Additionally, the effects of the point loading associated with the extremities of the crease can be alleviated by the notch **8**, especially when the notch **8** is formed in conjunction with a reinforcing rib **7**.

[0027] In practice, the gastric band is placed in an encircling position around the stomach using known surgical techniques, including, preferably laparoscopy. Laparoscopic placement is accomplished by introducing the fill tube **14** through a laparoscopic cannula (not shown) into the patient's abdomen. Laparoscopic placement begins with blunt dissection behind the stomach, usually two to three centimeters below the gastro-esophageal junction. Typically, the end of the fill tube **14** and tail end **13** are passed around the stomach and drawn through the buckle **19**, past the exit side **20** so that the belt tab **17** and buckle **19** are releasably locked together. In this sense, the band is a "one-size-fits-all" device-like that described by Vincent-but because of its notched design, the gastric band is adjustable over a greater range without creasing or folding than Vincent and other known prior art bands.

[0028] The stoma-the narrow opening in the stomach created by the band-may be adjusted after the band is secured in this single position. Prior art gastric bands employ an adjustable balloon portion that is used for post-operative adjustment of the stoma as necessary. These adjustable balloons, as discussed above, are prone to creasing. The pre-formed notches **8**, chambers **6** and ribs **7** of the inflatable gastric band **10** described herein provide for increased fill volumes, *e.g.* up to 10 cc, without wrinkles or folds forming in the shell. As in the Vincent band, the inflatable shell **16** is preferably coextensive with the inner stomach-facing surface **15** of the band between the belt tab **17** and buckle **19**. The interior of the inflatable shell **16** is in fluid communication with an injection reservoir, remote pump, pressure reservoir or other adjustment means (not shown) via fill tube **14**, as with prior art adjustable gastric bands. The inflatable shell **16** is gradually inflated with saline or other biocompatible fluid via the adjustment means such that the inflatable shell **16**, and in particular the inner surface **15** thereof presses on and constricts the stomach underlying the band. This re-

sults in a decrease of the opening (stoma) inside the stomach directly under the encircling gastric band **10**.

[0029] During inflation of the gastric band **10**, the notches **8** and the ribs **7** resist deflection. At the same time, the chambers **6** do not comparatively resist deflection. This results in the areas of the inflatable shell **16** where the ribs **7** are located forming deeper notches **8** upon inflation. Accordingly, these notches **8** reduce the stresses in the inflatable shell **16** and reduce the potential for crease fold failure by eliminating contact between the two sides of the notch **8**.

[0030] Despite the addition of the notches **8** and ribs **7**, the gastric band **10** forms a substantially circular constriction around the stomach upon inflation. The chambers **6** of the inflatable shell **16** direct the locations of inflation. Because of the greater deflections of the inflatable shell **16** in the chambers **6** as compared to the area of the notches **8** and ribs **7**, the gastric band **10**, and in particular the inner surface **15** is prevented from pinching the surface of the stomach between two chambers **6** when in its inflated state, thereby reducing the potential for patient discomfort and necrosis.

[0031] The gastric band **10**, as shown in FIG. 1, allows for greater adjustability and fill volume range than current gastric bands, while reducing the potential for fatigue failure, crease fold failure, or pinching of the stomach. Through the use of the chambers **6**, notches **8**, and the elimination of crease points, the inflatable shell **16** is provided a greater expandable range and is able to produce a smaller opening without fear of pinching the stomach. Similarly, because the crease points are eliminated, the likelihood of crease fold failure is also reduced. It is the possibility of pinching the stomach, and the potential for crease-fold failure that limit the operable range of currently known devices. The reduction of these possibilities increases the range of the stoma opening that may be formed with a single gastric band, while safely treating the obese patient.

[0032] Another embodiment of the present invention is an inflatable gastric band with an inflatable shell that is separated into multiple, isolated inflatable compartments or chambers. The inflation of the isolated chambers may or may not be circular, but will not crease, wrinkle or fold. Each isolated chamber may be inflated separately or simultaneously with other isolated chambers and will expand without creasing, wrinkling or folding. A compartmentalized gastric band allows for even greater adjustability and fill volume ranges than current gastric bands while reducing the potential for fatigue failure or crease fold failure.

[0033] For example, it may be desirable to reduce the size of the stoma in a particular direction. In such instances, a chamber on that side of the gastric band could be inflated without changing the size of the remaining chambers. Accordingly, greater flexibility is available in a device having isolated chambers that may be independently filled and adjusted. Such an arrangement requires independent filling pathways for each chamber.

[0034] The present invention has been described for use in gastric banding devices, but may also be incorporated into any inflatable or expandable device that uses silicone or other elastomeric or polymeric materials where there may be a concern over crease fold failure.

[0035] Although the invention has been particularly shown and described with reference to certain preferred embodiments, it will be readily appreciated by those of ordinary skill in the art that various changes and modifications may be made therein, without departing from the scope of the invention as recited by the appended claims.

Claims

1. A gastric banding device suitable for laparoscopic placement around the stomach of a patient to create a stoma, the gastric band having:
 - a body portion (11) and an inflatable shell (16) including a plurality of chambers (6);
 - the inflatable shell (16) being substantially co-extensive with the body portion (11);
 - the inflatable shell (16) having at least one notch (8) separating the chambers (6), wherein a rib (7) is adjacent to said at least one notch (8);
 - upon releasably locking the gastric banding device in a closed loop position the device forms a substantially smooth and circular contour along the inner stomach-facing surface (15) of the body portion (11) and upon inflation of the gastric band device, said at least one notch (8) and adjacent rib (7) contribute to eliminate creasing, folding or wrinkling of said inflatable shell (16).
2. The gastric banding device of claim 1, wherein the notch (5) extends across a width of the inflatable shell (16).
3. The gastric banding device of claim 1 or 2, wherein the inflatable shell (16) is inflatable up to 10 cm³.
4. The gastric banding device of any of claims 1 to 3, wherein the plurality of chambers (6) comprises 6 chambers.
5. The gastric banding device of any of claims 1 to 4, wherein the chambers (6) extend beyond the width of the body portion (11).
6. The gastric banding device of any of claims 1 to 5, wherein the chambers (6) are in fluid communication with one another.
7. The gastric banding device of any of claims 1 to 5, wherein the chambers (6) are in fluid isolation from one another.

Patentansprüche

1. Magenbandeinrichtung, eingerichtet zur laparoskopischen Einbringung in den Magen eines Patienten, um ein Stoma auszubilden, das Magenband aufweisend:
- einen Körperteil (11) und eine aufblasbare Hülle (16), die eine Mehrzahl an Kammern (6) aufweist;
- wobei die aufblasbare Hülle (16) im Wesentlichen flächengleich mit dem Körperteil (11) ist; wobei die aufblasbare Hülle (16) mindestens eine Aussparung (8) hat, welche die Kammern (6) unterteilt, wobei ein Schlitz (7) neben der mindestens einen Aussparung (8) ist;
- bis zur lösbaren Arretierung der Magenbandeinrichtung in einer Position mit geschlossener Schleife bildet die Einrichtung eine im Wesentlichen glatte und kreisförmige Kontur entlang der inneren, Richtung Magen zeigenden Oberfläche (15) des Körperteils (11) und bis zum Aufblasen der Magenbandeinrichtung tragen die mindestens eine Aussparung (8) und der benachbarter Schlitz (7) zu einer Verhinderung von Knittern, Falten oder Faltenbildung der genannten aufblasbaren Hülle (16) bei.
2. Magenbandeinrichtung nach Anspruch 1, wobei die Aussparung (8) sich entlang der Dicke der aufblasbaren Hülle (16) erstreckt.
3. Magenbandeinrichtung nach Anspruch 1 oder 2, wobei die aufblasbare Hülle (16) bis 10 cm³ aufblasbar ist.
4. Magenbandeinrichtung nach einem der Ansprüche 1 bis 3, wobei die Mehrzahl der Kammern (6) 6 Kammern aufweisen.
5. Magenbandeinrichtung nach einem der Ansprüche 1 bis 4, wobei die Kammern (6) über die Breite des Körperteils (11) ausgebildet sind.
6. Magenbandeinrichtung nach einem der Ansprüche 1 bis 5, wobei die Kammern (6) in Fluidverbindung miteinander sein.
7. Magenbandeinrichtung nach einem der Ansprüche 1 bis 5, wobei die Kammern (6) in Fluidtrennung voneinander sind.

ayant :

- une partie de corps (11) et une coque gonflable (16) comprenant une pluralité de chambres (6) ; la coque gonflable (16) étant sensiblement coextensible avec ladite partie de corps(11); la coque gonflable (16) ayant au moins une encoche (8) séparant les chambres (6), dans lequel une nervure (7) est adjacente à ladite au moins une encoche (8) ; après blocage de manière déblocable du dispositif de cerclage gastrique dans une position de boucle fermée, le dispositif forme un contour sensiblement lisse et circulaire le long de la surface intérieure tournée vers l'estomac (15) de la partie de corps (11), et après gonflage du dispositif de cerclage gastrique, ladite au moins une encoche (8) et ladite nervure adjacente (7) contribuent à éliminer le froissement, le pliage ou le plissage de ladite coque gonflable (16).
2. Dispositif de cerclage gastrique selon la revendication 1, dans lequel l'encoche (5) s'étend sur une largeur de la coque gonflable (16).
3. Dispositif de cerclage gastrique selon la revendication 1 ou 2, dans lequel la coque gonflable (16) est gonflable jusqu'à 10 cm³.
4. Dispositif de cerclage gastrique selon l'une quelconque des revendications 1 à 3, dans lequel la pluralité de chambres (6) comprend 6 chambres.
5. Dispositif de cerclage gastrique selon l'une quelconque des revendications 1 à 4, dans lequel les chambres (6) s'étendent au-delà de la largeur de la partie de corps (11).
6. Dispositif de cerclage gastrique selon l'une quelconque des revendications 1 à 5, dans lequel les chambres (6) sont en communication fluïdique les unes avec les autres.
7. Dispositif de cerclage gastrique selon l'une quelconque des revendications 1 à 5, dans lequel les chambres (6) sont isolées fluïdiquement les unes des autres.

Revendications

1. Dispositif de cerclage gastrique adapté pour une mise en place laparoscopique autour de l'estomac d'un patient pour créer une stomie, le cerclage gastrique

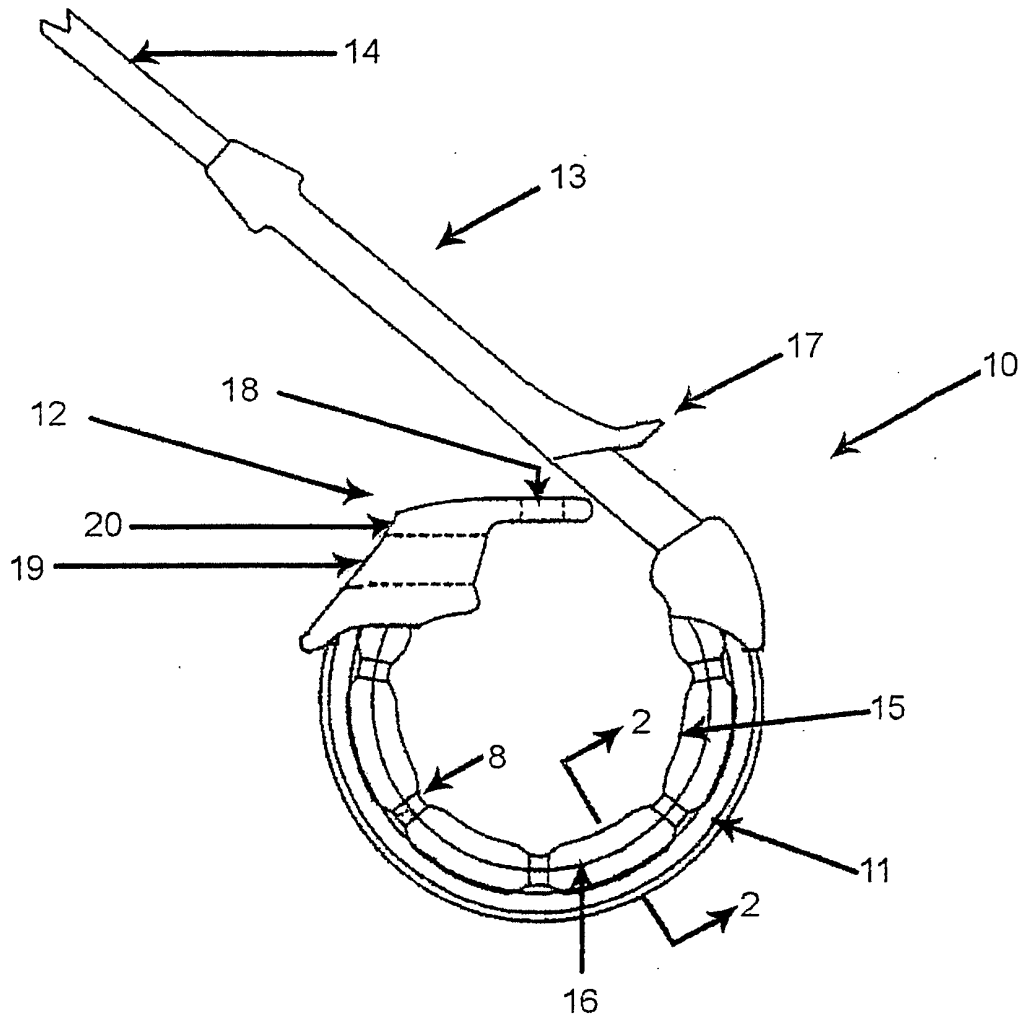


FIG. 1

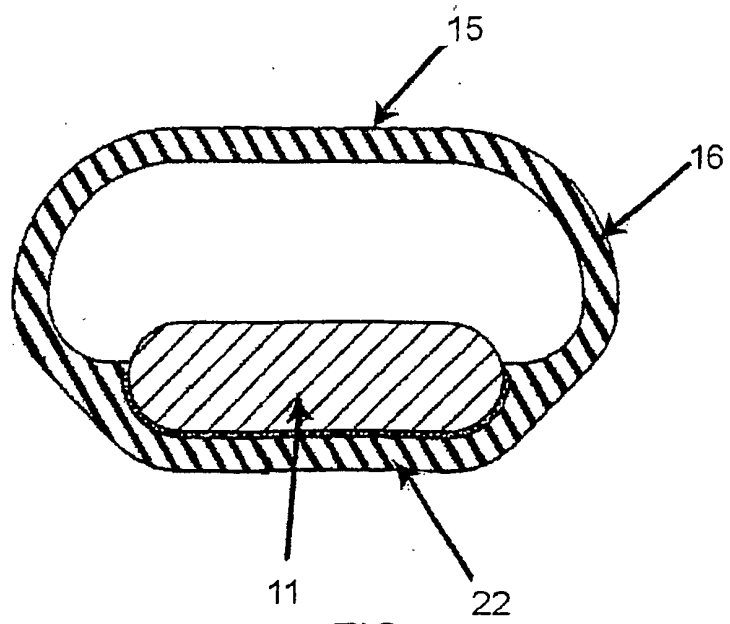


FIG. 2

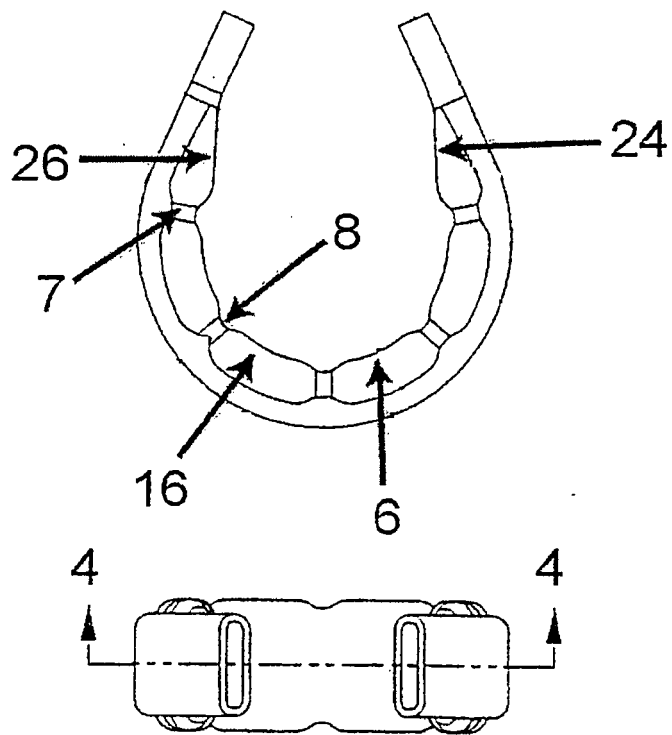


FIG. 3

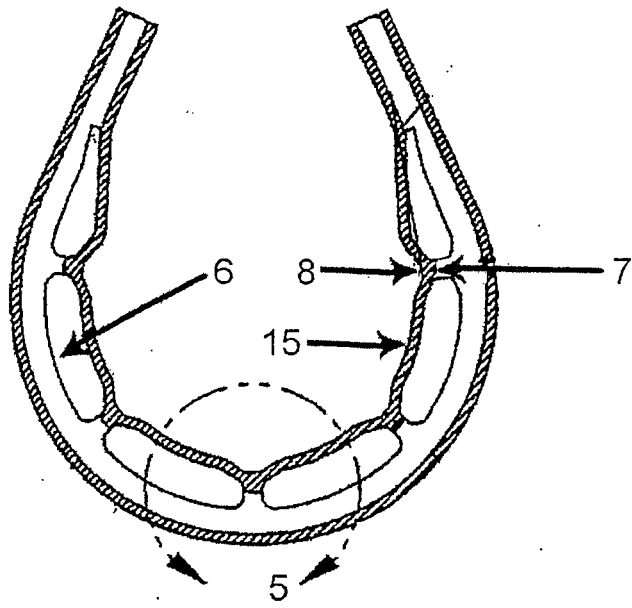


FIG. 4

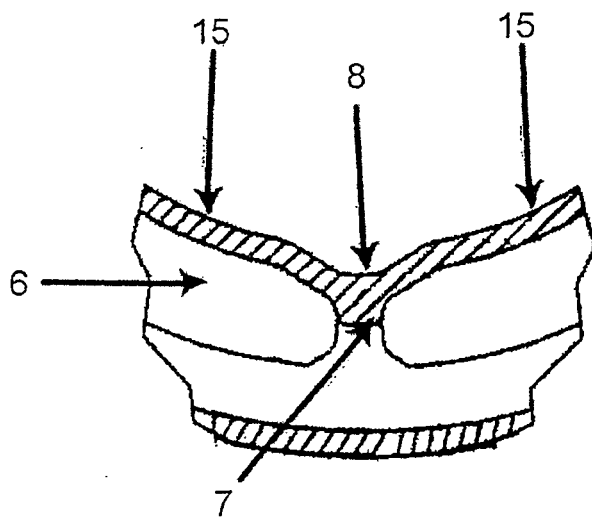


FIG. 5

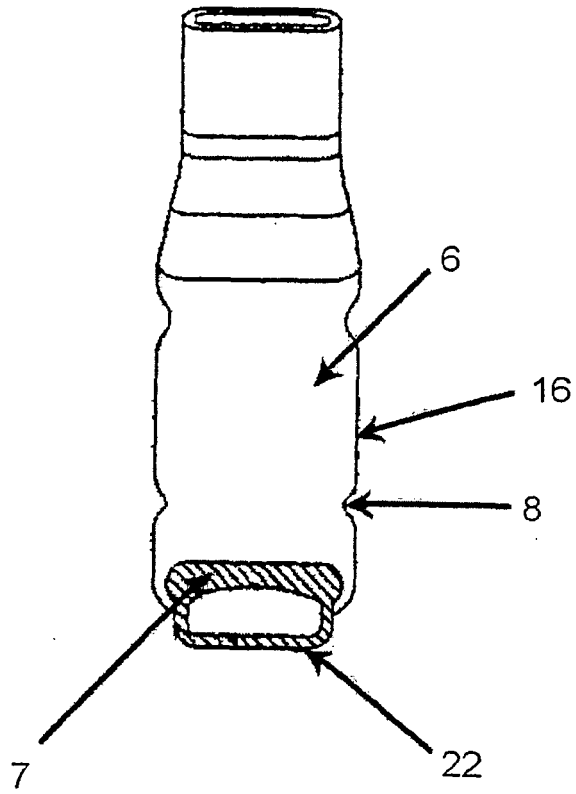


FIG. 6

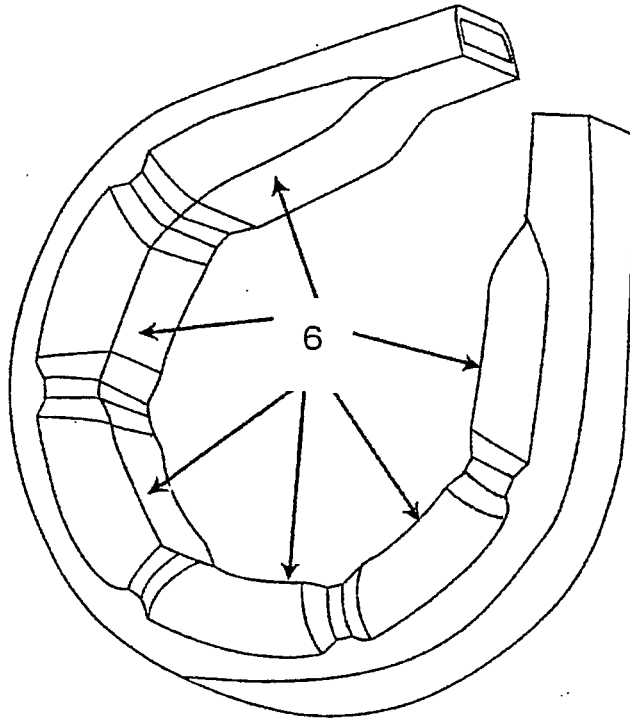


FIG. 7

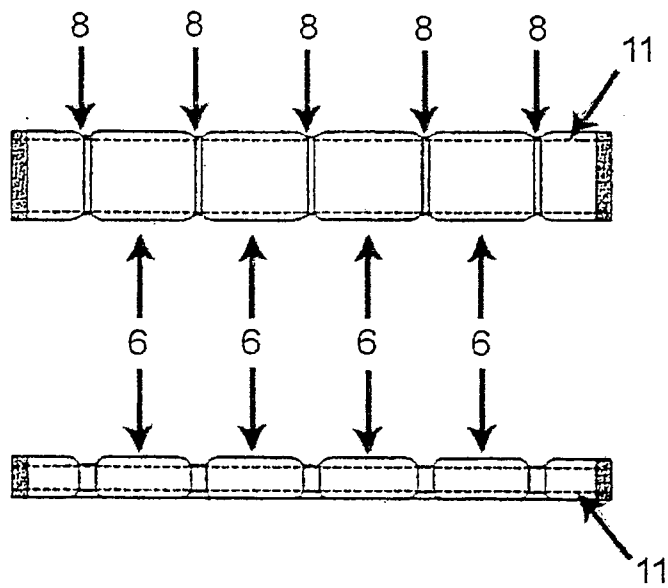


FIG. 8

REFERENCES CITED IN THE DESCRIPTION

This list of references cited by the applicant is for the reader's convenience only. It does not form part of the European patent document. Even though great care has been taken in compiling the references, errors or omissions cannot be excluded and the EPO disclaims all liability in this regard.

Patent documents cited in the description

- US 5601604 A [0002]
- US 5152770 A [0007]
- WO 0000108 A [0008]

专利名称(译)	抗疲劳胃束带装置		
公开(公告)号	EP2181655B1	公开(公告)日	2016-12-07
申请号	EP2010001759	申请日	2003-08-26
[标]申请(专利权)人(译)	阿勒根公司		
申请(专利权)人(译)	ALLERGAN, INC.		
当前申请(专利权)人(译)	APOLLO ENDOSURGERY INC.		
[标]发明人	BIRK JANEL		
发明人	BIRK, JANEL		
IPC分类号	A61B17/08 A61F5/00 A61M29/00		
CPC分类号	A61F5/0066 A61F5/0033 A61F5/005		
优先权	60/407219 2002-08-28 US		
其他公开文献	EP2181655A1		
外部链接	Espacenet		

摘要(译)

公开了一种抗疲劳的可充气胃束带装置，其适于腹腔镜放置在患者的胃周围以治疗肥胖症，并且公开了这种治疗方法。该装置包括具有腔室可膨胀构件的胃束带，该腔室基本上与带的内部胃面对面共同延伸，在调节时不会折皱，起皱或折叠，从而沿着内圆周呈现基本上光滑的轮廓，并且避免会员本身的疲劳或失败。还公开了一种具有多个可充气隔室或腔室的胃带，其可以一起或单独地充气。

