



(19) **United States**

(12) **Patent Application Publication**
Cannon

(10) **Pub. No.: US 2019/0104987 A1**

(43) **Pub. Date: Apr. 11, 2019**

(54) **METHOD AND SYSTEM FOR DETERMINING BODY COMPOSITION**

(52) **U.S. Cl.**
CPC *A61B 5/4869* (2013.01); *A61B 5/093* (2013.01); *A61B 5/7225* (2013.01); *A61B 5/7278* (2013.01); *A61H 2201/5082* (2013.01); *A61H 33/00* (2013.01); *A61B 2560/0252* (2013.01); *A61B 2560/0257* (2013.01); *A61B 5/742* (2013.01)

(71) Applicant: **Sterling L. Cannon**, Midland, GA (US)

(72) Inventor: **Sterling L. Cannon**, Midland, GA (US)

(21) Appl. No.: **16/027,246**

(22) Filed: **Jul. 3, 2018**

Related U.S. Application Data

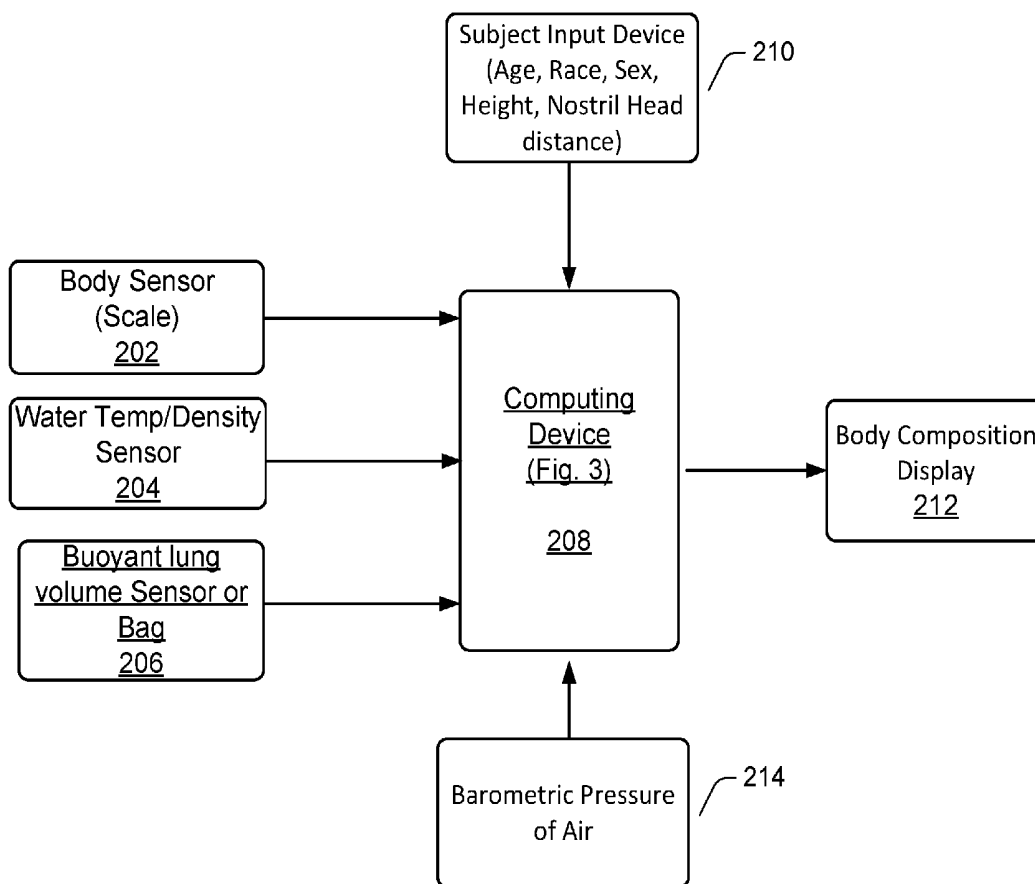
(60) Provisional application No. 62/570,570, filed on Oct. 10, 2017.

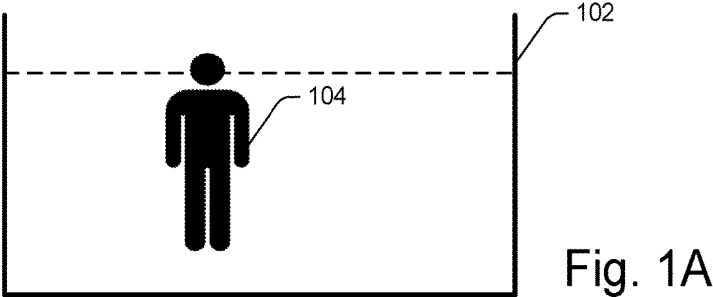
Publication Classification

(51) **Int. Cl.**
A61B 5/00 (2006.01)
A61B 5/093 (2006.01)
A61H 33/00 (2006.01)

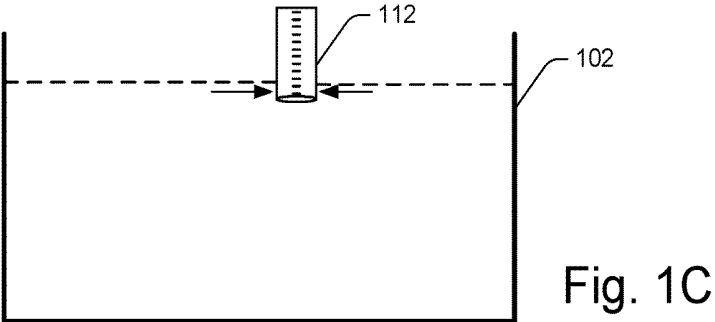
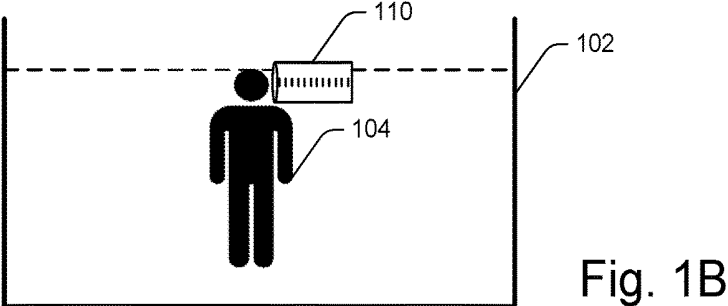
(57) **ABSTRACT**

A method and apparatus to determine body composition of a subject is disclosed. Physical characteristics of a subject and water in a pool is determined. A body of the subject is completely submerged in the pool of water such that a head of the subject is just below a surface of the water in the pool. The subject completely exhales air into an air measuring device as the body of the subject is submerged just below the surface of the water. The body composition is then determined and displayed based on the determined subject characteristics, water characteristics and the amount of air exhaled into the air measuring device.





100



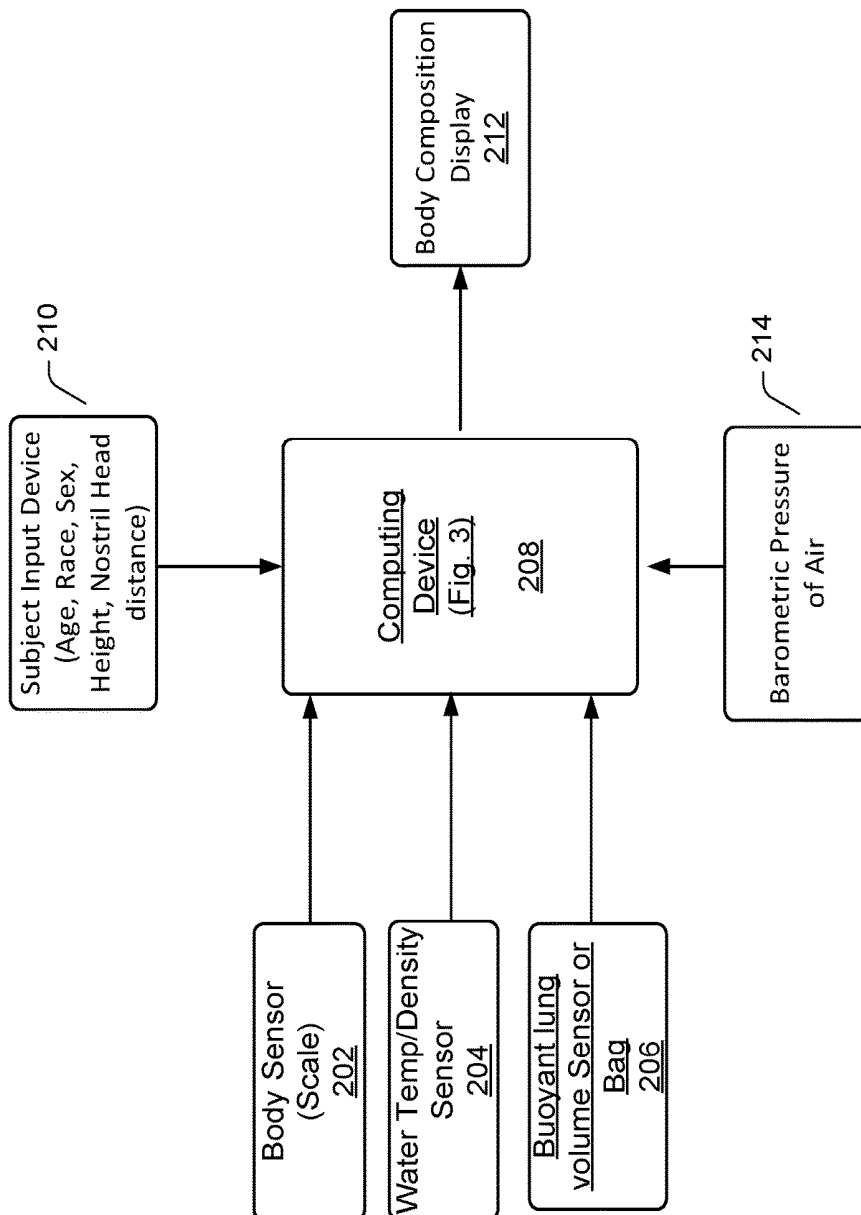


Fig. 2

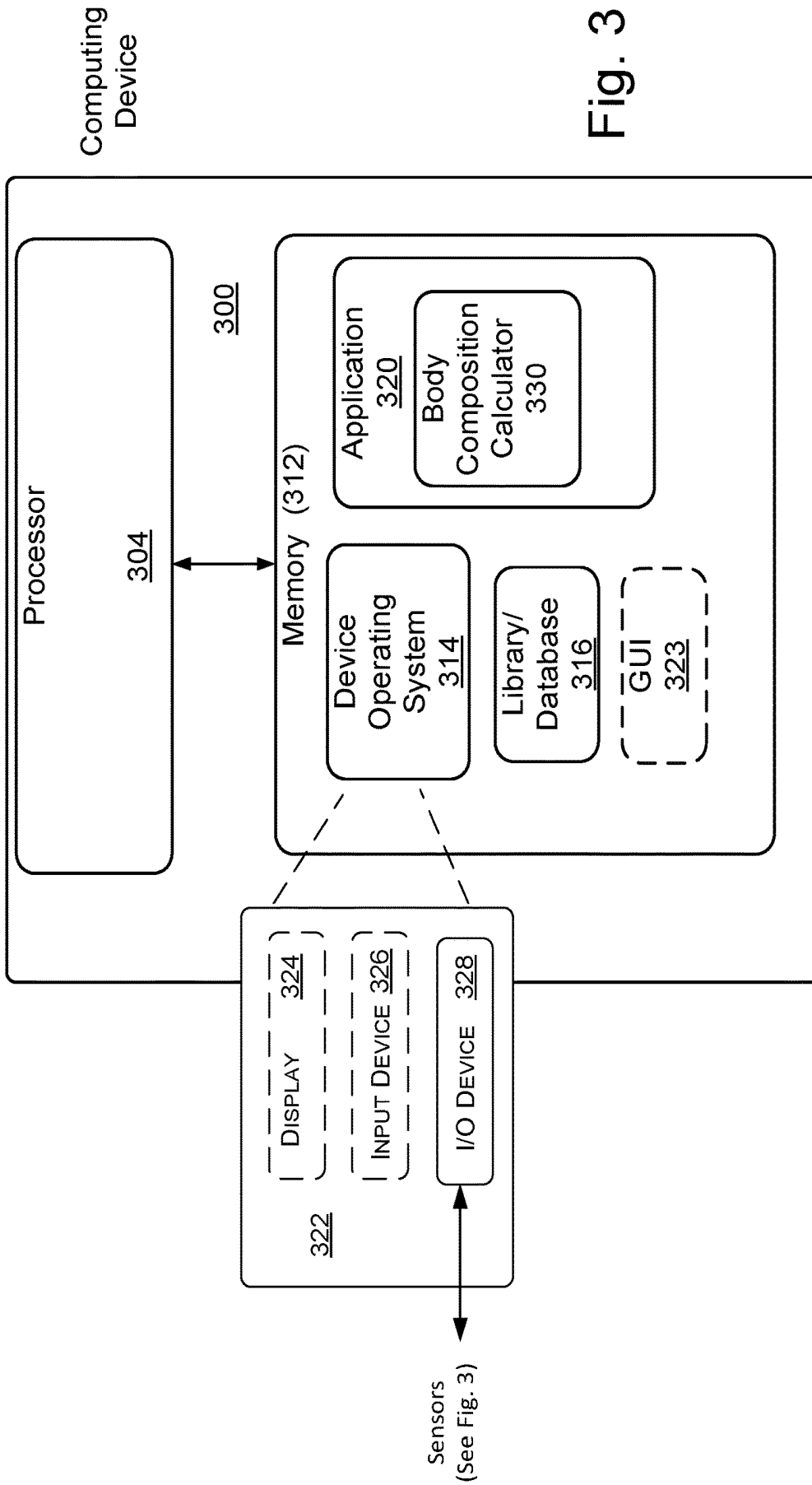


Fig. 3

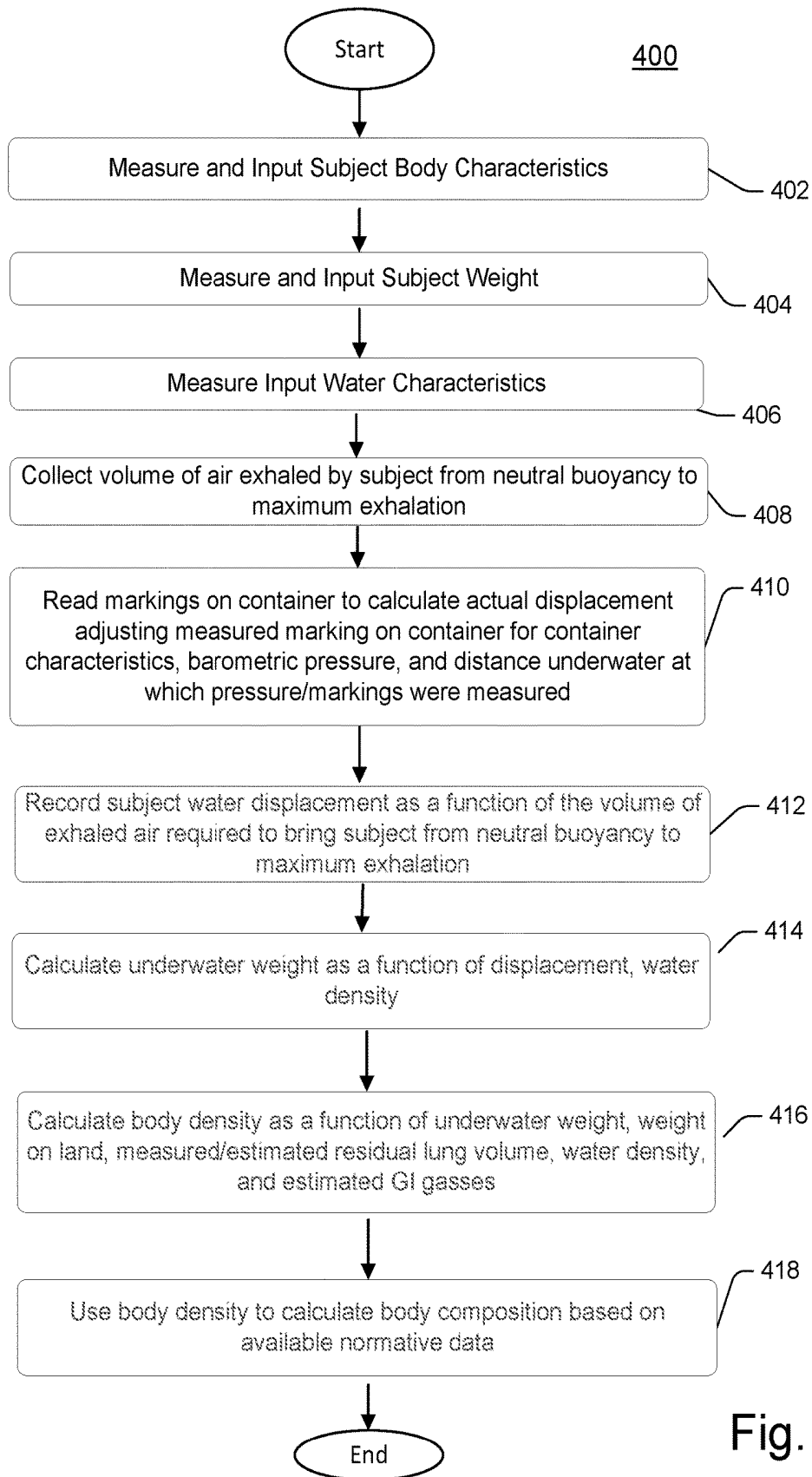


Fig. 4

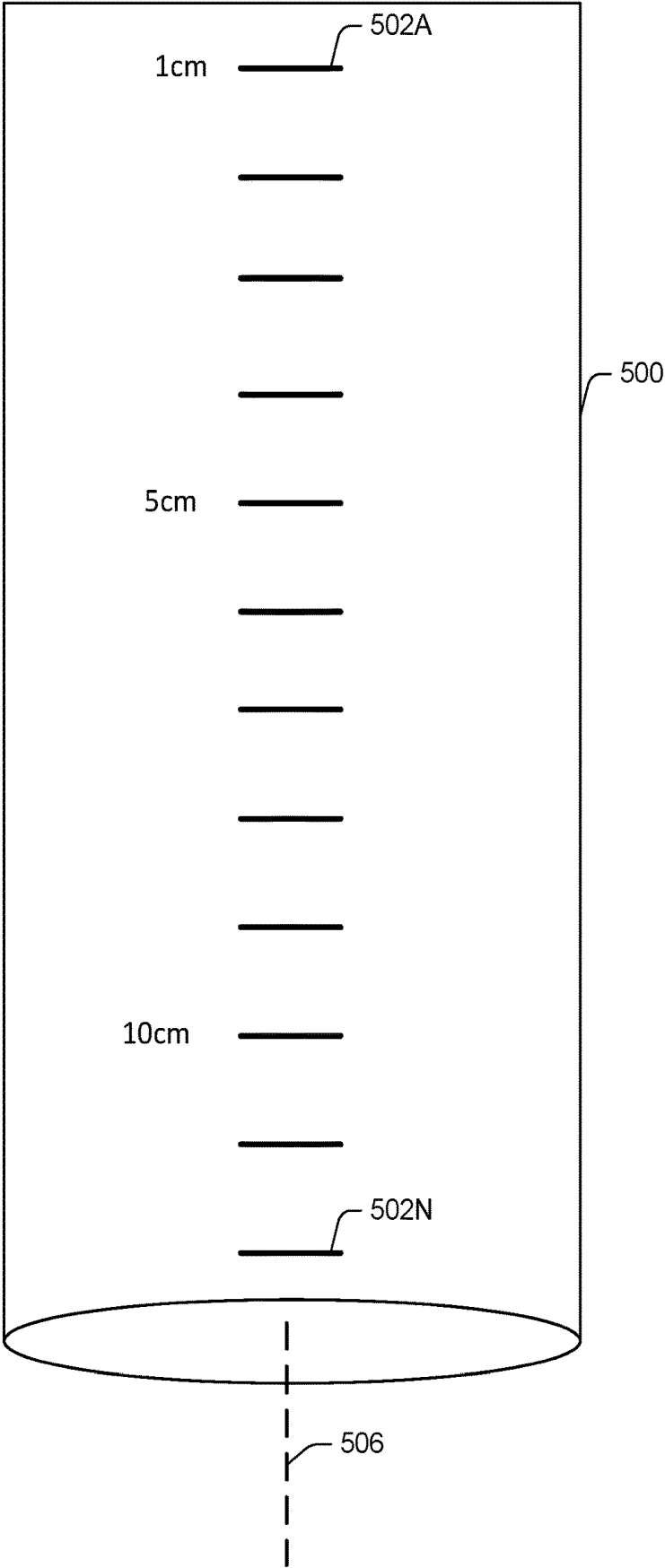


Fig. 5

METHOD AND SYSTEM FOR DETERMINING BODY COMPOSITION

RELATED APPLICATIONS

[0001] This application claims the benefit of U.S. provisional application No. 62/570,570 filed on Oct. 10, 2017, the contents of which are hereby incorporated by reference.

TECHNICAL FIELD

[0002] These claimed embodiments relate to a method and system for determining body composition and more particularly to determining body composition based on a volume of exhalation of a subject in a neutral buoyancy state in water.

BACKGROUND OF THE INVENTION

[0003] A method and apparatus for determining body composition is disclosed.

[0004] Exemplary processes to determine accurate body composition require an airtight adiabatic chamber with sensitive air flow and pressure measuring equipment (as in a Bod Pod measuring device), a pool of distilled water of known temperature with an overhanging crane scale and personnel to read the scale while measuring underwater weight (as in traditional hydrostatic weighing). A device using ionizing radiation and sensitive equipment to measure and extrapolate the volume of fat (as in a DEXA scan) or sensitive electronic equipment may also be required to measure impedance of the test subject to electric current (as in body impedance testing). These processes to determine accurate body composition can be an expensive, time-consuming and require elaborate specialized equipment.

SUMMARY OF THE INVENTION

[0005] In one implementation, a method is disclosed for determining body composition of a subject. The method includes determining characteristics of the subject and water characteristics of a pool of water, the pool of water having a surface. The subject is floated in the pool of water and exhales sufficient air by the subject to cause a body of the subject, including a head of the subject, to completely submerge in a suspended position in the pool of water just below the surface. The subject completely exhales air into air measuring device as the body of the subject is submerged below the surface of the water, and the body composition of the subject is determined based on the determined subject characteristics, water characteristics and an amount of the air exhaled into the air measuring device.

[0006] In another implementation, an air measuring device is provided that includes a transparent container with an open end and a closed end, the container having a length extending longer than a width. The container has equally spaced radial demarcations extending from the closed end to the open end. The demarcations providing a distance measurement when an axis extending through the length of the container is vertically aligned with a face of a subject by computing the distance measurement using a first of the demarcations disposed adjacent a nostril of the subject and a second of the demarcations disposed adjacent a top of a head of the subject. The demarcations corresponding to a Buoyant lung volume variable used to determine a Buoyant lung volume of the subject when the subject exhales air into the container when an entire body of the subject is submerged below a surface of a pool of water after the subject

exhales sufficient air to cause the body of the subject to completely submerge in a neutral buoyant position in the pool of water just below the surface.

[0007] In a further implementation, a system is provided to determine a body composition of a subject. The system includes a transparent bag with an open end and a closed end, the bag having a length extending longer than a width, the bag includes equally spaced radial demarcations imprinted on the bag and extending from the closed end to the open end around an axis, numbers imprinted on the bag adjacent the demarcations extending through the length of the bag. Numbers respectively corresponding to a distance of each of the demarcations on the bag from the closed end of the bag and operative to indicate a distance measurement when the axis is vertically aligned with a face of a subject, the distance measurement computed by subtracting a first number adjacent a first of the demarcations disposed adjacent a nostril of the subject from a second number adjacent a second of the demarcations disposed adjacent a top of a head of the subject.

[0008] At least one the numbers are positioned adjacent at least one of the demarcations corresponding to a Buoyant lung volume variable used to determine a Buoyant lung volume of the subject. The volume is determined upon the subject exhaling air into the bag when an entire body of the subject is submerged below a surface of a pool of water after the subject exhales sufficient air to cause the body of the subject to completely submerge in a neutral buoyant position in the pool of water just below the surface.

[0009] The system including a computing device including circuitry to receive water characteristics and subject characteristics. The water characteristics include water temperature, barometric pressure and a density of the water in the pool. The subject characteristics include the distance determined from the bottom of the subject's Nostril to a top of the subject's head, the subject's land weight, the subject's Age, the subject's Race, the subject's Sex, the subject's Height, and the at least one the numbers adjacent at least one of the demarcations corresponding to a Buoyant lung volume variable. The computing device including circuitry to compute the body composition of the subject based on the received water and subject characteristics.

BRIEF DESCRIPTION OF THE DRAWINGS

[0010] The detailed description is described with reference to the accompanying figures. In the figures, the left-most digit(s) of a reference number identifies the figure in which the reference number first appears. The use of the same reference number in different figures indicates similar or identical items.

[0011] FIGS. 1a-1b are diagrams of a subject in water and exhaling into a container in accordance with the invention;

[0012] FIG. 1c is a diagram illustrating identifying the volume of the container in FIG. 1b;

[0013] FIG. 2 is a simplified schematic diagram of a system for calculating body composition;

[0014] FIG. 3 is a simplified schematic diagram of the computing device shown in FIG. 2;

[0015] FIG. 4 is a flow chart of the process for determining body composition with the system shown in FIG. 2; and

[0016] FIG. 5 is isometric diagram of an exemplary container shown in FIGS. 1b-1c and used to determine body composition.

DETAILED DESCRIPTION

[0017] Referring to FIG. 1a, there is shown a pool 102 of water in which a subject 104 is floating. The subject 104, inhales a normal breath and would float in a normal position where a portion of the head of the subject 104 is above the water.

[0018] Referring to FIG. 1b, the subject then exhales a small amount of breath into the water such that the top of the subject's head is just below the surface of the water in pool 102. At that point, the subject 104 would completely exhale into an open end of container 110 and manually seal the bottom/open end of the container 110 using the subject's 104 hands so that the container held the exhaled breath of air and water from the pool 102. In one implementation the container 110 is constructed from flexible transparent plastic, is open at one end and sealed at its other end. An exemplary container is shown and described in more detail in connection with FIG. 5. The container may have line markings and numerical at regular equally spaced intervals from the open end of the container to the closed end of the container so that a container volume of air may be determined.

[0019] Referring to FIG. 1c, the container 110 would then be partially raised above the surface of the water in pool 102. The bottom of the container 110 could then be squeezed so that only a small amount of water would remain in the container, and the air exhaled by the subject would completely fill and expand the portion of the container not including the water. The number of the marking viewable in the air filled expanded portion of the container just above the surface of water in the container could then be determined. The markings would be provided along with other characteristics of the subject, a water temperature for measurement in distilled or pure water or a direct water density measurement from a hydrometer or similar apparatus, and the volume adjusted for the depth of the orifice through which the air was exhaled to get to neutral buoyancy to a computing device (See FIG. 2) to compute the composition of the body of subject 104 using the method described in FIG. 4.

[0020] Referring to FIG. 2, there is shown a system 200 for calculating body composition. System 200 includes Body Sensor 202, water temperature sensor or water density measuring device 204, a barometric pressure measuring device 214 (that can be used to measure ambient air pressure), and Buoyant lung volume Sensor or Bag/Container 206 all coupled to Computing Device 208. Computing device 208 is also coupled to subject input device 210 (such as a keyboard, voice detector or other input device) and provides an output of body composition (along with any other computed measurement) to a display device 212.

[0021] Body sensor 202 may include a scale or other device that weighs the subject 104 in the air and on land. Water temperature/density 204 sensor may include a thermometer that measure the temperature of the water or a hydrometer that measure the density of water in the pool 102. Sensor 206 may be a regulator connected to a sensor that detects an amount of air and may include a device to measure total dissolved solids in the water. This affects the water density for a given temperature exhaled by the subject. Water density may be measured directly as well with a hydrometer or similar device. An exemplary sensor 206 may include container 110.

[0022] In one implementation sensors 202, 204 and/or 206 sends signals to computing device 208 via an electronics network, via a Bluetooth transmitter, or via a telecommu-

nication line. In another implementation sensors 202-206 provide a reading/display 212 that can be read by a user and entered manually via a keyboard or an input/output device 210.

[0023] Input device 210 may include a keyboard or other input output device for manual entry of data into computing device 208. Such data may include characteristics of the subject 104 obtained from the subject. Such subject characteristics include Weight, Age, Race (Race may affect fat free body density based on published normative data), Sex, barometric pressure, a height and distance from a bottom of the subject's Nostril to top of the subject's head. Such distance may be determined by placing one end of container 110 (such as the closed end of the container) to align with the top of the head while placing the other end of the container 110 over the face. A number adjacent a mark on the container 110 at the point below the nostril could indicate a distance from the top of the top of the head to the point below the nostril. This distance could be then input as a below the nostril to top of the head distance into computing device 208 using device 210.

[0024] The computing device 208 could transmit an indication of body composition (request for inputs or any other measurement/calculation determined by computing device 208) to display/output device 212.

[0025] Referring to FIG. 3, there are illustrated selected modules in computing device 300 (computing devices of FIG. 2). Computing device 300 includes a processing device 304, memory 312, and display/input device 322. Processing device 304 may include a microprocessor, microcontroller or any such device for accessing memory 312 and display/input device 322. Processing device 304 has processing capabilities and memory suitable to store and execute computer-executable instructions. In one example, processing device 304 includes one or more processors.

[0026] Processing device 304 executes instructions stored in memory 312, and in response thereto, processes signals from and display/input device 322. Device 322 may include input device 326, network i/o device 328 that includes network and communication circuitry for communicating with a communications network (FIG. 2) and output device 329 for communicating with a printer. Input device 326 (device 210 in FIG. 2) receives inputs from a user of the personal computing device and may include a keyboard, mouse, track pad, microphone, audio input device, video input device, or touch screen display. Display device 324 (device 212 in FIG. 2) may include an LED, LCD, CRT or any type of display screen.

[0027] Memory 312 may include a non-transitory volatile and nonvolatile memory, removable and non-removable media implemented in any method or technology for storage of information, such as computer-readable instructions, data structures, program modules or other data. Such memory includes, but is not limited to, RAM, ROM, EEPROM, flash memory or other memory technology, CD-ROM, digital versatile disks (DVD) or other optical storage, magnetic cassettes, magnetic tape, magnetic disk storage or other magnetic storage devices, RAID storage systems, or any other medium (including a non-transitory computer readable storage medium) which can be used to store the desired information, and which can be accessed by a computer system.

[0028] Modules stored in memory 312 of the computing device 208 may include an operating system 314, an I/O

controller 312, a library 316, an application 320 and a graphical user interface 323. Operating system 314 may be used by application 320 to operate Display 324. Library 316 may include preconfigured parameters (or set by the user before or after initial operation) such as computing device operating parameters and configurations. Application 320 may include a body composition calculator 330 and other code for executing the processes shown or describe in connection with FIGS. 1-2, and FIG. 4.

[0029] Illustrated in FIG. 4, there is shown a process 400 for determining body composition. The exemplary process in FIG. 4 is illustrated as a collection of blocks in a logical flow diagram, which represents a sequence of operations that can be implemented in hardware, software, and a combination thereof. In the context of software, the blocks represent computer-executable instructions that, when executed by one or more processors, perform the recited operations. Generally, computer-executable instructions include routines, programs, objects, components, data structures, and the like that perform particular functions or implement particular abstract data types. The order in which the operations are described is not intended to be construed as a limitation, and any number of the described blocks can be combined in any order and/or in parallel to implement the process. For discussion purposes, the processes are described with reference to FIG. 4, although it may be implemented in other system architectures.

[0030] Referring to FIG. 4, a process 400 is shown for determining body composition of a subject using the processor and modules shown in FIG. 3.

[0031] In the process, the subjects body characteristics are measured in entered via Input/output device 210 to computing device 208 (FIG. 2) in block 402. The subjects body characteristics may include the subjects: land Weight, Age, Race, Sex, barometric pressure, a height and distance from a bottom of the subjects Nostril to top of the subject's head

[0032] In block 404, the subjects land weight is determined using body sensor 202. The body sensor 202 in one implementation is a scale. The body weight is then transferred to computing device 208 (FIG. 2).

[0033] In block 406, one of the characteristics of the water is determined. In one implementation, temperature of the water in the pool 102 is determined by water temperature sensor 204 and an estimate of dissolved solid in the water is determined. The temperature is then transferred to computing device 208 (FIG. 2). The density of the water can be measured directly rather than being computed from temperature and estimate of dissolved solids measured from an EC meter.

[0034] In block 408, the subject enters a pool of water 102 and exhales enough breath so that the subject's body is completely submerged and suspended in the pool of water, while the subject's entire head is positioned just below the surface of the water. In one implementation, the top of the head of the subject is between 0.1" and 3" below the surface water and the body of the subject is still neutral buoyance state (not moving up or down). While the subject's body and head are submerged and still neutral buoyance state just below the water surface, the subject exhales the rest of the subject's breath into container 110. The volume of air exhaled by the subject from neutral buoyance to maximum exhalation is collected in the container.

[0035] Alternately, an electronic breath measuring/recording device senses is used in place of container, which

transmits to the computing device the amount of the volume of air exhaled by the subject. Examples of electronic measuring devices include EasyOne® Air spirometer made by ndd Medical Technologies, Inc. company of Andover, Mass. If an electronic measuring device is used to record the breath exhaled, steps 410-412 are skipped.

[0036] If In block 410, the container 110 is placed in an upright position, closed at its open end and squeezed so that the air fills up the container. The marking on the container 110 at the level of the surface of water in the bag is read and inputted into computing device using input output device 216. This measurement is used to calculate actual displacement adjusting for measured container characteristics, barometric pressure and distance underwater at which the pressure and markings are measured.

[0037] In block 412, the marking on the container, which is a function of the volume of the exhaled air required to bring the subject from neutral buoyance to maximum exhalation, is then converted by computing device 208 into subject water displacement SWD. For the purpose of this application, Subject Water Displacement, Buoyant lung volume and Subjects' Displacement of water are synonymous. The formula of Displacement Water (DWD) for a container shown in FIG. 5, having a width W, and length L, and diameter D at its open end is as follows:

[0038] $DWD = ax^3 + bx^2 + cx + d$ (Polynomial equation) where variables a, b, c, and d are affected by the shape of the bag and the characteristic of the plastic, and x is a Buoyant lung volume variable and demarcation on the bag corresponding to a distance from the closed end of the bag to line on the bag where air meets the water surface and the air fully expands the bag. The volume measurement on the bag is a measured bag volume but does not equal the buoyant lung volume. The Buoyant lung volume is obtained as a function of the Bag volume measurement, the distance from the top of the head to the nostrils, the inflation pressure of the bag (10 cm H₂O in this case) and the barometric pressure. In one implementation a, b, c and d may be derived by filling a bag/container to the various demarcations (See FIG. 5) on the bag and recording the volume required to fill to each. These volumes may be plotted against the number marking (e.g. 1 cm=20 cc, 2 cm=50 cc, 3 cm=90 cc etc.) on the bag and then used (as variable x) to make a 3rd order polynomial equation to fit a curve. In one implementation, this measurement of DWD is determined using a 6th order polynomial for the first 15 markings (at 1 cm spacings for a 6"×12" bag) and then a linear equation is used for the remainder of the bag volume.

[0039] In another implementation the container may be 6" wide, and 12" tall. In such implementation, DWD may be calculated using the Polynomial equation when the exhaled air from the subject fills 1/3 or less of the bag, and may be computed using the formula $DWD = Ax + B$ when exhaled air from the subject fills greater than 1/3 of the container, where A and B are determined by plotting volumes of the container against the number marking (e.g. 1 cm=20 cc, 2 cm=50 cc, 3 cm=90 cc etc.) on the container and then used (as variable x) to make a linear equation to fit a line.

[0040] In block 414, the underwater weight (UW) of the subject is calculated as a function of the subject water displacement (DWD) and water density (WD) using the following formulas:

[0041] If no assistive device/object is used to add weight to maintain the subject underwater at neutral buoyance, then

underwater mass in Kg of the subject, is $UW = \text{Buoyant lung volume (DWD)} * \text{density of water (WD)}$. In one implementation the density of water may be determined using a formula such as $WD = (999.84847 + 0.06337563 * T - 0.008523829 * T^2 + 0.00006943248 * T^3 - 0.000003821216 * T^4) / 1000$ per ITS research, where T-T4 are temperatures. (See ITS-90 Density of Water Formulation for Volumetric Standards Calibration, published in Volume 97, Number 3, in May 1992 in the Journal of Research of the National Institute of standards and technology, authored by Jones and Harris, the contents of which are hereby incorporated by reference.

[0042] The density of water $WD = \text{Density for a given concentration of salt in weight \%}(C) = (750.2834 + 26.7822 * C - 0.26389 * C^2) + (1.90165 - 0.11734 * C + 0.00175 * C^2) * T + (-0.003604 + 0.0001701 * C - 0.00000261 * C^2) * T^2$. The calculation for density of water with NaCl is good for salt water swimming pools and could incorporate another input device to measure the Total Dissolved Solids (TDS). One such device to measure the Total Dissolved solids is a TDS Water Tester marketed under the brand name of PATEA™ by Ye Shun cai of Huanggang Town, Raoping Count No. 5 Shanxiading Fengwei Guangdong CHINA.

[0043] If an assistive device/object is used to maintain the subject at neutral buoyance, then underwater mass in Kg of the subject, is $UW = (\text{Buoyant lung volume DWD} * \text{density of water WD}) - ((\text{Mass of the object in air} - (\text{Volume of the object} * \text{density of water WD}))$. The Buoyant lung volume (DWD) is the volume of air expired to take the subject from neutral buoyancy to full expiration.

[0044] In block 416, the body density (BD) of the subject is calculated as a function of the underwater weight (UVV), weight of the subject on land (SVV), measured and/or estimated residual lung volume (RLV), pool water density (PWD) at the pool water temperature (WTemp), and estimated Gastral Intestine Gas (GI Gas). Such body density (BD) is calculated by computer 208 using the following formula:

[0045] $BD = \text{Mass of subject in air (SVV)} / ((\text{Mass of subject in air (SVV)} - \text{Mass of subject submerged (UW)}) / \text{Density of water (WD)}) - (\text{Residual volume in L (RLV)} + 0.1 \text{ L to account for GI gas})$.

[0046] In block 418, the determined body density (BD) is used to calculate body composition (BC) based on available normative data. In one implementation the body composition is calculated using the following formula:

$$BC = (a / \text{Body density (BD)} - b) * 100$$

[0047] where a and b are constants determined by normative data published for age and race matched subjects or obtained by measurement with another device such as a DEXA scan whose readings can then be compared to the body density as measured using this method. The resulting “density of fat free body mass” can then be used to obtain a personalized a and b constants for use in future measurements. See Siri, W. E. (1961). Body composition from fluid space and density. In J. Brozek & A. Hanschel (Eds.), Techniques for measuring body composition (pp. 223-244). Washington, DC: National Academy of Science; and Brozek, J., Grande, F., Anderson, J. T., & Keys, A. (1963). Densitometric analysis of body composition: Revision of some quantitative assumptions. Annals of the New York

Academy of Sciences, 110, 113-140, the contents of which are hereby incorporated by reference.

[0048] The computing device 208 may then send the determined body composition to indicator 212 for display.

[0049] Referring to FIG. 5, there is shown an exemplary container 500 (Container 110 in FIGS. 1b-1c), for holding exhaled air of the subject. The container 500 may be a bag made from a flexible transparent plastic material preferably having a length greater than its width. Container 500 may be closed/sealed at one end and open (unsealed) at the other end. An axis 506 may extend through a center and along a length of the container 500 from the closed end to the open end. When the container 500 is oriented in a vertical position, visible radially extending horizontal Markings 502A-502N (also referred to as demarcations) may be placed at equal intervals in a row from the sealed end to the open end around the axis 506. Sequential numerical numbers may be placed adjacent each of the markings 502A-502N indicating a distance on container 500 from the adjacent demarcations to the sealed/closed end of the container 500.

[0050] If the sealed end of the container 500 was placed at a level of the top of the head of the subject and the container 500 was placed adjacent to the front of the face of the subject, one of the numerical numbers (502A-502N) adjacent a marking just below the nose/nostrils of the subject could be read to determine the distance from the top of the head of the subject to the point on the subject just below the nose of the subject. In addition, if the subject exhales into an empty container 500 while submerged in water (as described previously), and the container 500 is subsequently closed at the open end (and squeezed tight to prevent leakage from the open end), the exhaled air and water in the container 500 will substantially fill the container 500.

[0051] The one of the numbers (502A-502N) adjacent the marking at the position just above the surface of the water in the container 500 can be viewed and used as previously described to calculate the subject water displacement (SWD). In one implementation this number will correspond to a distance in inches and/or centimeters from the closed end of the container to the surface of the water in the container 500. In another implementation, the container's 500 internal air inflation pressure may be measured or estimated using a pressure sensor.

[0052] While the above detailed description has shown, described and identified several novel features of the invention as applied to a preferred embodiment, it will be understood that various omissions, substitutions and changes in the form and details of the described embodiments may be made by those skilled in the art without departing from the spirit of the invention. Accordingly, the scope of the invention should not be limited to the foregoing discussion but should be defined by the appended claims.

What is claimed is:

1. A method for determining a body composition of a subject comprising:

- receiving characteristics of the subject, ambient air characteristics and water characteristics of a pool of water, the pool of water having a surface;
- floating the subject in the pool of water;
- exhaling sufficient air by the subject to cause a body of the subject, including a head of the subject, to completely submerge in a suspended position in the pool of water just below the surface;

completely exhaling air by the subject into air measuring device as the body of the subject is submerged below the surface of the water; and

determining a body composition or an underwater weight of the subject based on the determined subject characteristics, water and air characteristics, and an amount of the air exhaled by the submerged subject into the air measuring device.

2. The method as recited in claim 1 wherein the characteristics of the subject include a distance from a bottom of the subject's Nostril to a top of the subject's head, the subject's Weight, the subject's Age, the subject's Race, the subject's Sex, and the subject's Height.

3. The method as recited in claim 1, wherein the water and air characteristics include an air temperature, a barometric pressure and at least one of either (a) a water temperature and an amount of total dissolved solids in the water, or (b) a density of the water.

4. The method as recited in claim 1, wherein the air measuring device includes a transparent material bag with its length longer than its width, the bag having an opening at one end and a closure at the bag's other end, the bag having a plurality of equally spaced parallel radially aligned markings visible on a surface of the bag, the markings originating from the closed end of the bag and extending on the bag at equally spaced intervals to the open end of the bag.

5. The method as recited in claim 4, wherein the amount of air exhaled into the bag (DWD) is determined at least partially using the equation ax^3+bx^2+cx+d , wherein a, b, c, and d, are predetermined constants, and wherein x is a distance designated by a marking on the bag where air exhaled by the subject into the open end of the bag to fully expand the bag contacts a surface of water remaining in the bag upon the subject completely exhaling air into the bag when the body of the subject is submerged below the surface of the water.

6. The method as recited in claim 5, wherein the body composition of the subject is determined using the equation: $BC=(x/\text{Body density (BD)})-y)*100$, where x and y are constants determined by normative data published for age and race matched subjects, and where $BD=\text{weight of the subject on land (SVV)} / ((\text{SW}-\text{Mass of subject submerged (UW)}) / \text{Density of water (WD)}) - (\text{Residual volume in L (RLV)} + 0.1 \text{ L to account for GI gas}))$, where $UW=\text{Buoyant lung volume (BLV)} * \text{density of water (WD)}$.

7. The method as recited in claim 5, wherein the underwater weight of the subject is determined using the equation $UW=\text{Buoyant lung volume (BLV)} * \text{density of water (WD)}$, where BLV is a function of the bag measurement, barometric pressure and distance from the top of head to nostrils of the subject and a bag inflation pressure.

8. An air measuring device comprising:

a transparent container with an open end and a closed end, the container having a length extending longer than a width;

the container having a plurality of equally spaced radial demarcations extending from the closed end to the open end, the demarcations providing a distance measurement when an axis extending through the length of the container is vertically aligned with a face of a subject by computing the distance measurement using a first of the demarcations disposed adjacent a nostril of the

subject and a second of the demarcations disposed adjacent a top of a head of the subject; and

the demarcations corresponding to a Buoyant lung volume variable used to determine a Buoyant lung volume of the subject when the subject exhales air into the container when an entire body of the subject is submerged below a surface of a pool of water after the subject exhales sufficient air to cause the body of the subject to completely submerge in a neutral buoyant position in the pool of water just below the surface.

9. The air measuring device as recited in claim 8, wherein the Buoyant lung volume variable is used to determine the Buoyant lung volume using the formula that includes ax^3+bx^2+cx+d , wherein a, b, c, and d, are predetermined constants, and wherein x is a distance designated by one of the demarcations on the container where air exhaled by the subject into the open end of the container to fully expand the container contacts a surface of water remaining in the container upon the subject completely exhaling air into the container when the body of the subject is submerged below the surface of the water in the pool.

10. The air measuring device as recited in claim 8, further comprising a plurality of numbers, respectively corresponding to a distance of each of the demarcations on the container from the closed end of the container, imprinted on the container adjacent the demarcations.

11. The air measuring device as recited in claim 8, further comprising a scanning that reads demarcation of container where exhaled air meets water surface, and determines BLV as a function of bag demarcations, barometric pressure of surrounding air, and distance from the top of the head of the subject to the nostrils, and bag inflation pressure.

12. The air measuring device as recited in claim 8, further comprising a computing and display device receiving Variables including the Buoyant lung volume variable, the distance below the nostril of the subject to the top of the head of the subject, weight of the subject on land, temperature of the water, age, race, sex and height of the subject, water salt content or water density, and barometric pressure, the computing and display device calculating and displaying the body composition of the subject based on the received Variables.

12. A system for determining a body composition of a subject, the system comprising:

a transparent bag with an open end and a closed end, the bag having a length extending longer than a width, the bag including:

a plurality of equally spaced radial demarcations imprinted on the bag and extending from the closed end to the open end around an axis extending through the length of the bag, a plurality of numbers respectively corresponding to a distance of each of the demarcations on the bag from the closed end of the bag, the plurality of numbers imprinted on the bag adjacent the demarcations operative to indicate a distance measurement when the axis is vertically aligned with a face of a subject, the distance measurement computed by subtracting a first number adjacent a first of the demarcations disposed adjacent a nostril of the subject from a second number adjacent a second of the demarcations disposed adjacent a top of a head of the subject, and

at least one the numbers adjacent at least one of the demarcations corresponding to a Buoyant lung vol-

ume variable used to determine a Buoyant lung volume of the subject when the subject exhales air into the bag when an entire body of the subject is submerged below a surface of a pool of water after the subject exhales sufficient air to cause the body of the subject to completely submerge in a neutral buoyant position in the pool of water just below the surface; and

a computing device comprising:

circuitry to receive water characteristics and subject characteristics, the water characteristics include water temperature and a density of the water in the pool, the subject characteristics include the distance determined from the bottom of the subject's Nostril to a top of the subject's head, the subject's land weight, the subject's Age, the subject's Race, the subject's Sex, the subject's Height, and the at least one the numbers adjacent at least one of the demarcations corresponding to a Buoyant lung volume variable, and

circuitry to compute the body composition of the subject based on the received water and subject characteristics.

13. The system as recited in claim 12, wherein the computing device further comprises a display to indicate the computed body composition of the subject.

* * * * *

专利名称(译)	确定身体成分的方法和系统		
公开(公告)号	US20190104987A1	公开(公告)日	2019-04-11
申请号	US16/027246	申请日	2018-07-03
[标]申请(专利权)人(译)	CANNON STERLING大号		
申请(专利权)人(译)	CANNON, 英镑L.		
当前申请(专利权)人(译)	CANNON, 英镑L.		
[标]发明人	CANNON STERLING L		
发明人	CANNON, STERLING L.		
IPC分类号	A61B5/00 A61B5/093 A61H33/00		
CPC分类号	A61B5/4869 A61B5/093 A61B5/7225 A61B5/7278 A61B5/742 A61H33/00 A61B2560/0252 A61B2560/0257 A61H2201/5082 A61H2201/5007 A61H2201/5043 A61H2201/5058 A61H2203/02 A61H2230/805 A61H2230/825		
优先权	62/570570 2017-10-10 US		
外部链接	Espacenet USPTO		

摘要(译)

公开了一种确定受试者的身体组成的方法和设备。确定受试者的物理特征和池中的水。受试者的身体完全浸没在水池中，使得受试者的头部恰好在池中的水面下方。当受试者的身体刚好浸没在水面下方时，受试者将空气完全呼出空气进入空气测量装置。然后基于所确定的对象特征，水特性和呼出到空气测量装置中的空气量来确定和显示身体成分。

