



US009241662B2

(12) **United States Patent**
Al-Ali et al.

(10) **Patent No.:** **US 9,241,662 B2**
(45) **Date of Patent:** ***Jan. 26, 2016**

(54) **CONFIGURABLE PHYSIOLOGICAL MEASUREMENT SYSTEM**

(71) Applicant: **Cercacor Laboratories, Inc.**, Irvine, CA (US)

(72) Inventors: **Ammar Al-Ali**, San Juan Capistrano, CA (US); **Massi Joe E. Kiani**, Laguna Niguel, CA (US); **Walter M. Weber**, Laguna Hills, CA (US)

(73) Assignee: **Cercacor Laboratories, Inc.**, Irvine, CA (US)

(*) Notice: Subject to any disclaimer, the term of this patent is extended or adjusted under 35 U.S.C. 154(b) by 0 days.

This patent is subject to a terminal disclaimer.

(21) Appl. No.: **14/103,431**

(22) Filed: **Dec. 11, 2013**

(65) **Prior Publication Data**

US 2014/0194709 A1 Jul. 10, 2014

Related U.S. Application Data

(63) Continuation of application No. 12/782,581, filed on May 18, 2010, now Pat. No. 8,634,889, which is a continuation of application No. 11/367,036, filed on Mar. 1, 2006, now Pat. No. 7,729,733.

(Continued)

(51) **Int. Cl.**

A61B 5/1455 (2006.01)
G06F 19/00 (2011.01)

(Continued)

(52) **U.S. Cl.**

CPC **A61B 5/14552** (2013.01); **A61B 5/0205** (2013.01); **A61B 5/0261** (2013.01);

(Continued)

(58) **Field of Classification Search**

CPC .. A61B 5/14552; A61B 5/746; A61B 5/1455; A61B 5/0205; A61B 5/14532; A61B 5/14546; A61B 5/6826; A61B 5/742; A61B 5/7221; A61B 5/7405; A61B 5/7475; A61B 5/02416; A61B 5/14551; A61B 5/0261; A61B 5/7246; A61B 5/0295

USPC 600/300, 310, 322, 323
See application file for complete search history.

(56) **References Cited**

U.S. PATENT DOCUMENTS

3,910,701 A 10/1975 Henderson et al.
3,998,550 A 12/1976 Konishi et al.

(Continued)

FOREIGN PATENT DOCUMENTS

DE 3244695 C2 10/1985
EP 0 231 379 8/1987

(Continued)

OTHER PUBLICATIONS

Burritt, Mary F.; Current Analytical Approaches to Measuring Blood Analytes; vol. 36; No. 8(B); 1990.

(Continued)

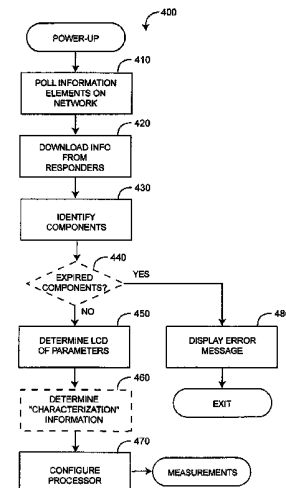
Primary Examiner — Eric Winakur

(74) Attorney, Agent, or Firm — Knobbe, Martens, Olson & Bear, LLP

(57) **ABSTRACT**

A physiological measurement system has a sensor, a processor, a communications link and information elements. The sensor is configured to transmit light having a plurality of wavelengths into a tissue site and to generate a sensor signal responsive to the transmitted light after tissue attenuation. The attenuated light can be used by the system to determine a plurality of physiological measurements. The processor is configured to operate on the sensor signal so as to derive at least one physiological parameter after which of the plurality of physiological measurements the system is configured to or capable of measuring.

17 Claims, 5 Drawing Sheets



Related U.S. Application Data					
		4,942,877	A	7/1990	Sakai et al.
		4,955,379	A	9/1990	Hall
(60)	Provisional application No. 60/657,596, filed on Mar. 1, 2005, provisional application No. 60/657,281, filed on Mar. 1, 2005, provisional application No. 60/657,268, filed on Mar. 1, 2005, provisional application No. 60/657,759, filed on Mar. 1, 2005.	4,960,126	A	10/1990	Conlon et al.
		4,960,128	A	10/1990	Gordon et al.
		4,964,010	A	10/1990	Miyasaka et al.
		4,964,408	A	10/1990	Hink et al.
		4,967,571	A	11/1990	Sporri
		4,975,581	A	12/1990	Robinson et al.
		4,975,647	A	12/1990	Downer et al.
(51)	Int. Cl.	4,986,665	A	1/1991	Yamanishi et al.
	<i>A61B 5/0205</i> (2006.01)	4,996,975	A	3/1991	Nakamura
	<i>A61B 5/145</i> (2006.01)	4,997,769	A	3/1991	Lundsgaard
	<i>A61B 5/00</i> (2006.01)	5,003,979	A	4/1991	Merickel et al.
	<i>A61B 5/026</i> (2006.01)	5,025,791	A	6/1991	Niwa
	<i>A61B 5/0295</i> (2006.01)	RE33,643	E	7/1991	Isaacson et al.
	<i>A61B 5/024</i> (2006.01)	5,028,787	A	7/1991	Rosenthal et al.
(52)	U.S. Cl.	5,033,472	A	7/1991	Sato et al.
	CPC	5,041,187	A	8/1991	Hink et al.
	<i>A61B5/0295</i> (2013.01); <i>A61B 5/02416</i> (2013.01); <i>A61B 5/1455</i> (2013.01); <i>A61B 5/14532</i> (2013.01); <i>A61B 5/14546</i> (2013.01); <i>A61B 5/14551</i> (2013.01); <i>A61B 5/6826</i> (2013.01); <i>A61B 5/7221</i> (2013.01); <i>A61B 5/7246</i> (2013.01); <i>A61B 5/742</i> (2013.01); <i>A61B 5/7405</i> (2013.01); <i>A61B 5/746</i> (2013.01); <i>A61B 5/7475</i> (2013.01); <i>G06F 19/3418</i> (2013.01); <i>A61B 5/02427</i> (2013.01); <i>A61B 2562/08</i> (2013.01); <i>A61B 2562/085</i> (2013.01); <i>A61B 2562/222</i> (2013.01); <i>Y10S 439/909</i> (2013.01)	5,054,495	A	10/1991	Uemura et al.
		5,058,588	A	10/1991	Kaestle
		5,069,213	A	12/1991	Polczynski
		5,077,476	A	12/1991	Rosenthal
		5,078,136	A	1/1992	Stone et al.
		5,101,825	A	4/1992	Gravensetin et al.
		5,137,023	A	8/1992	Mendelson et al.
		5,155,697	A	10/1992	Bunsen
		5,162,725	A	11/1992	Hodson et al.
		5,163,438	A	11/1992	Gordon et al.
		5,188,108	A	2/1993	Secker
		5,189,609	A	2/1993	Tivig et al.
		5,190,040	A	3/1993	Aoyagi
		5,209,230	A	5/1993	Swedlow et al.
		5,226,053	A	7/1993	Cho et al.
		5,226,417	A	7/1993	Swedlow et al.
		5,246,002	A	9/1993	Prosser
		5,247,931	A	9/1993	Norwood
(56)	References Cited	5,259,381	A	11/1993	Chung
	U.S. PATENT DOCUMENTS	5,267,562	A	12/1993	Ukawa et al.
		5,267,563	A	12/1993	Swedlow et al.
		5,278,627	A	1/1994	Aoyagi
		5,297,548	A	3/1994	Pologe
		5,313,940	A	5/1994	Fuse et al.
		5,319,355	A	6/1994	Russek
		5,331,549	A	7/1994	Crawford, Jr.
		5,335,659	A	8/1994	Pologe et al.
		5,337,744	A	8/1994	Branigan
		5,337,745	A	8/1994	Benaron
		5,341,805	A	8/1994	Stavridi et al.
		5,348,004	A	9/1994	Hollub
		5,351,685	A	10/1994	Potratz
		5,355,129	A	10/1994	Baumann
		5,355,880	A	10/1994	Thomas et al.
		5,355,882	A	10/1994	Ukawa et al.
		5,361,758	A	11/1994	Hall et al.
		5,368,041	A	11/1994	Shambroom
		5,368,224	A	11/1994	Richardson et al.
		D353,195	S	12/1994	Savage et al.
		D353,196	S	12/1994	Savage et al.
		5,370,114	A	12/1994	Wong et al.
		5,372,136	A	12/1994	Steuer et al.
		5,377,676	A	1/1995	Vari et al.
		5,383,874	A	1/1995	Jackson et al.
		5,385,143	A	1/1995	Aoyagi
		5,387,122	A	2/1995	Goldberger et al.
		5,392,777	A	2/1995	Swedlow et al.
		5,400,267	A	3/1995	Denen et al.
		5,413,101	A	5/1995	Sugiura
		D359,546	S	6/1995	Savage et al.
		5,421,329	A	6/1995	Casciani et al.
		5,424,545	A	6/1995	Block et al.
		5,425,362	A	6/1995	Siker et al.
		5,425,375	A	6/1995	Chin et al.
		5,427,093	A	6/1995	Ogawa et al.
		5,429,128	A	7/1995	Cadell et al.
		5,431,170	A	7/1995	Mathews
		5,435,309	A	7/1995	Thomas et al.
		D361,840	S	8/1995	Savage et al.
		D362,063	S	9/1995	Savage et al.
		5,452,717	A	9/1995	Branigan et al.

(56)

References Cited

U.S. PATENT DOCUMENTS

D363,120 S	10/1995	Savage et al.	5,782,757 A	7/1998	Diab et al.
5,456,252 A	10/1995	Vari et al.	5,785,659 A	7/1998	Caro et al.
5,469,845 A	11/1995	DeLonzor et al.	5,790,729 A	8/1998	Pologe et al.
RE35,122 E	12/1995	Corenman et al.	5,791,347 A	8/1998	Flaherty et al.
5,479,934 A	1/1996	Imran	5,792,052 A	8/1998	Isaacson et al.
5,482,036 A	1/1996	Diab et al.	5,793,485 A	8/1998	Gourley
5,487,386 A	1/1996	Wakabayashi et al.	5,800,348 A	9/1998	Kaestle et al.
5,490,505 A	2/1996	Diab et al.	5,800,349 A	9/1998	Isaacson et al.
5,490,523 A	2/1996	Isaacson et al.	5,803,910 A	9/1998	Potratz
5,494,032 A	2/1996	Robinson et al.	5,807,246 A	9/1998	Sakaguchi et al.
5,494,043 A	2/1996	O'Sullivan et al.	5,807,247 A	9/1998	Merchant et al.
5,503,148 A	4/1996	Pologe et al.	5,810,723 A	9/1998	Aldrich
5,520,177 A	5/1996	Ogawa	5,810,724 A	9/1998	Gronvall
5,528,519 A	6/1996	Ohkura et al.	5,810,734 A	9/1998	Caro et al.
5,533,507 A	7/1996	Potratz	5,817,010 A	10/1998	Hibl
5,533,511 A	7/1996	Kaspari et al.	5,818,985 A	10/1998	Merchant et al.
5,534,851 A	7/1996	Russek	5,823,950 A	10/1998	Diab et al.
5,551,423 A	9/1996	Sugiura	5,823,952 A	10/1998	Levinson et al.
5,553,615 A	9/1996	Carim et al.	5,827,182 A	10/1998	Raley et al.
5,555,882 A	9/1996	Richardson et al.	5,830,121 A	11/1998	Enomoto et al.
5,561,275 A	10/1996	Savage et al.	5,830,131 A	11/1998	Caro et al.
5,562,002 A	10/1996	Lalin	5,830,137 A	11/1998	Sharf
5,575,284 A	11/1996	Athan et al.	5,833,618 A	11/1998	Caro et al.
5,577,500 A	11/1996	Potratz	5,839,439 A	11/1998	Nierlich et al.
5,584,299 A	12/1996	Sakai et al.	RE36,000 E	12/1998	Swedlow et al.
5,588,427 A	12/1996	Tien	5,842,979 A	12/1998	Jarman
5,590,649 A	1/1997	Caro et al.	5,846,190 A	12/1998	Woehrle
5,590,652 A	1/1997	Inai	5,850,443 A	12/1998	Van Oorschot et al.
5,595,176 A	1/1997	Yamaura	5,851,178 A	12/1998	Aronow
5,596,992 A	1/1997	Haaland et al.	5,851,179 A	12/1998	Ritson et al.
5,602,924 A	2/1997	Durand et al.	5,853,364 A	12/1998	Baker, Jr. et al.
5,603,323 A	2/1997	Pflugrath et al.	5,857,462 A	1/1999	Thomas et al.
5,603,623 A	2/1997	Nishikawa et al.	5,860,099 A	1/1999	Milios et al.
5,615,672 A	4/1997	Braig et al.	5,860,919 A	1/1999	Kiani-Azarbayjany et al.
5,617,857 A	4/1997	Chader et al.	5,865,736 A	2/1999	Baker, Jr. et al.
5,630,413 A	5/1997	Thomas et al.	5,876,348 A	3/1999	Sugo
5,632,272 A	5/1997	Diab et al.	5,885,213 A	3/1999	Richardson et al.
5,638,816 A	6/1997	Kiani-Azarbayjany et al.	5,890,929 A	4/1999	Mills et al.
5,638,818 A	6/1997	Diab et al.	5,891,022 A	4/1999	Pologe
5,645,059 A	7/1997	Fein et al.	5,891,024 A	4/1999	Jarman et al.
5,645,060 A	7/1997	Yorkey	5,900,632 A	5/1999	Sterling et al.
5,645,440 A	7/1997	Tobler et al.	5,904,654 A	5/1999	Wohlmann et al.
5,651,780 A	7/1997	Jackson et al.	5,910,108 A	6/1999	Solenberger
5,658,248 A	8/1997	Klein et al.	5,916,154 A	6/1999	Hobbs et al.
5,660,567 A	8/1997	Nierlich et al.	5,919,133 A	7/1999	Taylor
5,662,106 A	9/1997	Swedlow et al.	5,919,134 A	7/1999	Diab
5,676,139 A	10/1997	Goldberger et al.	5,921,921 A	7/1999	Potratz et al.
5,676,141 A	10/1997	Hollub	5,934,277 A	8/1999	Mortz
5,678,544 A	10/1997	DeLonzor et al.	5,934,925 A	8/1999	Tobler et al.
5,685,299 A	11/1997	Diab et al.	5,939,609 A	8/1999	Knapp et al.
5,685,301 A	11/1997	Klomhaus	5,940,182 A	8/1999	Lepper, Jr. et al.
5,687,719 A	11/1997	Sato et al.	5,954,644 A	9/1999	Dettling
5,687,722 A	11/1997	Tien et al.	5,976,466 A	11/1999	Ratner et al.
5,690,104 A	11/1997	Kanemoto et al.	5,978,691 A	11/1999	Mills
5,692,503 A	12/1997	Kuenstner	5,983,122 A	11/1999	Jarman et al.
5,697,371 A	12/1997	Aoyagi	5,987,343 A	11/1999	Kinast
5,713,355 A	2/1998	Richardson et al.	5,991,355 A	11/1999	Dahlke
5,719,589 A	2/1998	Norman et al.	5,995,855 A	11/1999	Kiani et al.
5,720,284 A	2/1998	Aoyagi et al.	5,995,856 A	11/1999	Mannheimer et al.
5,720,293 A	2/1998	Quinn et al.	5,995,859 A	11/1999	Takahashi
D393,830 S	4/1998	Tobler et al.	5,997,343 A	12/1999	Mills et al.
5,742,718 A	4/1998	Harman et al.	5,999,841 A	12/1999	Aoyagi et al.
5,743,262 A	4/1998	Lepper, Jr. et al.	6,002,952 A	12/1999	Diab et al.
5,743,263 A	4/1998	Baker, Jr.	6,006,119 A	12/1999	Soller et al.
5,746,206 A	5/1998	Mannheimer	6,011,986 A	1/2000	Diab et al.
5,746,697 A	5/1998	Swedlow et al.	6,014,576 A	1/2000	Raley
5,752,914 A	5/1998	DeLonzor et al.	6,018,673 A	1/2000	Chin et al.
5,755,226 A	5/1998	Carim et al.	6,018,674 A	1/2000	Aronow
5,758,644 A	6/1998	Diab et al.	6,023,541 A	2/2000	Merchant et al.
5,760,910 A	6/1998	Lepper, Jr. et al.	6,027,452 A	2/2000	Flaherty et al.
5,769,785 A	6/1998	Diab et al.	6,035,223 A	3/2000	Baker, Jr.
5,772,587 A	6/1998	Gratton et al.	6,036,642 A	3/2000	Diab et al.
5,779,630 A	7/1998	Fein et al.	6,045,509 A	4/2000	Caro et al.
5,782,237 A	7/1998	Casciani et al.	6,064,898 A	5/2000	Aldrich
5,782,756 A	7/1998	Mannheimer	6,067,462 A	5/2000	Diab et al.
			6,068,594 A	5/2000	Schloemer et al.
			6,073,037 A	6/2000	Alam et al.
			6,081,735 A	6/2000	Diab et al.
			6,083,172 A	7/2000	Baker, Jr. et al.

(56)

References Cited

U.S. PATENT DOCUMENTS

6,088,607	A	7/2000	Diab et al.	6,408,198	B1	6/2002	Hanna et al.
6,094,592	A	7/2000	Yorkey et al.	6,411,833	B1	6/2002	Baker, Jr. et al.
6,104,938	A	8/2000	Huiku	6,415,166	B1	7/2002	Van Hoy et al.
6,110,522	A	8/2000	Lepper, Jr. et al.	6,415,233	B1	7/2002	Haaland
6,112,107	A	8/2000	Hannula	6,415,236	B2	7/2002	Kobayashi et al.
6,122,042	A	9/2000	Wunderman et al.	6,421,549	B1	7/2002	Jacques
6,124,597	A	9/2000	Shehada et al.	6,430,437	B1	8/2002	Marro
6,128,521	A	10/2000	Marro et al.	6,430,525	B1	8/2002	Weber et al.
6,129,675	A	10/2000	Jay	6,434,408	B1	8/2002	Heckel
6,132,363	A	10/2000	Freed et al.	6,441,388	B1	8/2002	Thomas et al.
6,144,868	A	11/2000	Parker	6,453,184	B1	9/2002	Hyogo et al.
6,149,588	A	11/2000	Noda et al.	6,455,340	B1	9/2002	Chua et al.
6,151,516	A	11/2000	Kiani-Azarbayjany et al.	6,463,310	B1	10/2002	Swedlow et al.
6,151,518	A	11/2000	Hayashi	6,463,311	B1	10/2002	Diab
6,152,754	A	11/2000	Gerhardt et al.	6,466,824	B1	10/2002	Struble
6,154,667	A	11/2000	Miura et al.	6,470,199	B1	10/2002	Kopotic et al.
6,157,041	A	12/2000	Thomas et al.	6,480,729	B2	11/2002	Stone
6,157,850	A	12/2000	Diab et al.	6,490,466	B1	12/2002	Fein et al.
6,163,715	A	12/2000	Larsen et al.	6,490,684	B1	12/2002	Fenstemaker et al.
6,165,005	A	12/2000	Mills et al.	6,497,659	B1	12/2002	Rafert
6,165,173	A	12/2000	Kamdar et al.	6,501,974	B2	12/2002	Huiku
6,174,283	B1	1/2001	Nevo et al.	6,501,975	B2	12/2002	Diab et al.
6,175,752	B1	1/2001	Say et al.	6,504,943	B1	1/2003	Sweatt et al.
6,184,521	B1	2/2001	Coffin et al.	6,505,059	B1	1/2003	Kollias et al.
6,192,261	B1	2/2001	Grafton et al.	6,505,060	B1	1/2003	Norris
6,206,830	B1	3/2001	Diab et al.	6,505,061	B2	1/2003	Larson
6,226,539	B1	5/2001	Potratz	6,505,133	B1	1/2003	Hanna
6,229,856	B1	5/2001	Diab et al.	6,510,329	B2	1/2003	Heckel
6,230,035	B1	5/2001	Aoyagi et al.	6,515,273	B2	2/2003	Al-Ali
6,232,609	B1	5/2001	Snyder et al.	6,519,486	B1	2/2003	Edgar, Jr. et al.
6,236,872	B1	5/2001	Diab et al.	6,519,487	B1	2/2003	Parker
6,237,604	B1	5/2001	Burnside et al.	6,522,398	B2	2/2003	Cadell et al.
6,241,683	B1	6/2001	Macklem et al.	6,525,386	B1	2/2003	Mills et al.
6,248,083	B1	6/2001	Smith et al.	6,526,300	B1	2/2003	Kiani et al.
6,253,097	B1	6/2001	Aronow et al.	6,526,301	B2	2/2003	Larsen et al.
6,256,523	B1	7/2001	Diab et al.	6,528,809	B1	3/2003	Thomas et al.
6,262,698	B1	7/2001	Blum	6,537,225	B1	3/2003	Mills
6,263,222	B1	7/2001	Diab et al.	6,541,756	B2	4/2003	Schulz et al.
6,266,551	B1	7/2001	Osadchy et al.	6,542,763	B1	4/2003	Yamashita et al.
6,272,363	B1	8/2001	Casciani et al.	6,542,764	B1	4/2003	Al-Ali et al.
6,278,522	B1	8/2001	Lepper, Jr. et al.	6,545,652	B1	4/2003	Tsuji
6,280,213	B1	8/2001	Tobler et al.	6,546,267	B1	4/2003	Sugiura
6,285,895	B1	9/2001	Ristolainen et al.	6,553,241	B2	4/2003	Mannheimer et al.
6,285,896	B1	9/2001	Tobler et al.	6,564,077	B2	5/2003	Mortara
6,295,330	B1	9/2001	Skog et al.	6,571,113	B1	5/2003	Fein et al.
6,298,252	B1	10/2001	Kovach et al.	6,580,086	B1	6/2003	Schulz et al.
6,298,255	B1	10/2001	Cordero et al.	6,582,964	B1	6/2003	Samsoondar et al.
6,301,493	B1	10/2001	Marro et al.	6,584,336	B1	6/2003	Ali et al.
6,304,675	B1	10/2001	Osbourm et al.	6,584,413	B1	6/2003	Keenan et al.
6,304,767	B1	10/2001	Soller et al.	6,591,123	B2	7/2003	Fein et al.
6,317,627	B1	11/2001	Ennen et al.	6,594,511	B2	7/2003	Stone et al.
6,321,100	B1	11/2001	Parker	6,594,518	B1	7/2003	Benaron et al.
6,325,761	B1	12/2001	Jay	6,595,316	B2	7/2003	Cybulski et al.
6,330,468	B1	12/2001	Scharf	6,597,932	B2	7/2003	Tian et al.
6,334,065	B1	12/2001	Al-Ali et al.	6,597,933	B2	7/2003	Kiani et al.
6,336,900	B1	1/2002	Alleckson et al.	6,597,933	B2	7/2003	Fein et al.
6,339,715	B1	1/2002	Bahr et al.	6,600,940	B1	7/2003	Fein et al.
6,341,257	B1	1/2002	Haaland	6,606,509	B2	8/2003	Schmitt
6,343,224	B1	1/2002	Parker	6,606,510	B2	8/2003	Swedlow et al.
6,349,228	B1	2/2002	Kiani et al.	6,606,511	B1	8/2003	Ali et al.
6,351,658	B1	2/2002	Middleman et al.	6,609,016	B1	8/2003	Lynn
6,356,774	B1	3/2002	Bernstein et al.	6,611,698	B1	8/2003	Yamashita et al.
6,360,113	B1	3/2002	Dettling	6,614,521	B2	9/2003	Samsoondar et al.
6,360,114	B1	3/2002	Diab et al.	6,615,064	B1	9/2003	Aldrich
6,363,269	B1	3/2002	Hanna et al.	6,615,151	B1	9/2003	Seccina et al.
6,368,283	B1	4/2002	Xu et al.	6,618,602	B2	9/2003	Levin
6,371,921	B1	4/2002	Caro et al.	6,622,095	B2	9/2003	Kobayashi et al.
6,374,129	B1	4/2002	Chin et al.	6,628,975	B1	9/2003	Fein et al.
6,377,828	B1	4/2002	Chaiken et al.	6,631,281	B1	10/2003	Kastle
6,377,829	B1	4/2002	Al-Ali	6,632,181	B2	10/2003	Flaherty et al.
6,388,240	B2	5/2002	Schulz et al.	6,639,668	B1	10/2003	Trepagnier
6,393,310	B1	5/2002	Kuenstner	6,640,116	B2	10/2003	Diab
6,397,091	B2	5/2002	Diab et al.	6,643,530	B2	11/2003	Diab et al.
6,397,092	B1	5/2002	Norris et al.	6,645,142	B2	11/2003	Braig et al.
6,397,093	B1	5/2002	Aldrich	6,650,917	B2	11/2003	Diab et al.
				6,654,623	B1	11/2003	Kastle
				6,654,624	B2	11/2003	Diab et al.
				6,657,717	B2	12/2003	Cadell et al.
				6,658,276	B2	12/2003	Kiani et al.
				6,658,277	B2	12/2003	Wasserman

(56)

References Cited

U.S. PATENT DOCUMENTS

6,661,161	B1	12/2003	Lanzo et al.	6,845,256	B2	1/2005	Chin et al.
6,662,033	B2	12/2003	Casciani et al.	6,847,835	B1	1/2005	Yamanishi
6,665,551	B1	12/2003	Suzuki	6,850,787	B2	2/2005	Weber et al.
6,668,183	B2	12/2003	Hicks et al.	6,850,788	B2	2/2005	Al-Ali
6,671,526	B1	12/2003	Aoyagi et al.	6,852,083	B2	2/2005	Caro et al.
6,671,531	B2	12/2003	Al-Ali et al.	6,861,639	B2	3/2005	Al-Ali
6,675,031	B1	1/2004	Porges et al.	6,861,641	B1	3/2005	Adams
6,675,106	B1	1/2004	Keenan et al.	6,869,402	B2	3/2005	Arnold
6,676,600	B1	1/2004	Conero et al.	6,882,874	B2	4/2005	Huiku
6,678,543	B2	1/2004	Diab et al.	6,898,452	B2	5/2005	Al-Ali et al.
6,681,126	B2	1/2004	Solenberger	6,912,049	B2	6/2005	Pawluczyk et al.
6,684,090	B2	1/2004	Ali et al.	6,917,422	B2	7/2005	Samsouondar et al.
6,684,091	B2	1/2004	Parker	6,919,566	B1	7/2005	Cadell
6,687,620	B1	2/2004	Haaland et al.	6,920,345	B2	7/2005	Al-Ali et al.
6,690,466	B2	2/2004	Miller et al.	6,921,367	B2	7/2005	Mills
6,694,157	B1	2/2004	Stone et al.	6,922,645	B2	7/2005	Haaland et al.
6,697,655	B2	2/2004	Sueppel et al.	6,928,311	B1	8/2005	Pawluczyk et al.
6,697,656	B1	2/2004	Al-Ali	6,931,268	B1	8/2005	Kiani-Azarbayjany et al.
6,697,657	B1	2/2004	Shehada et al.	6,931,269	B2	8/2005	Terry
RE38,476	E	3/2004	Diab et al.	6,934,570	B2	8/2005	Kiani et al.
6,699,194	B1	3/2004	Diab et al.	6,939,305	B2	9/2005	Flaherty et al.
6,701,170	B2	3/2004	Stetson	6,943,348	B1	9/2005	Coffin, IV
6,708,049	B1	3/2004	Berson et al.	6,944,487	B2	9/2005	Maynard et al.
6,711,503	B2	3/2004	Haaland	6,950,687	B2	9/2005	Al-Ali
6,714,803	B1	3/2004	Mortz	6,956,572	B2	10/2005	Zaleski
6,714,804	B2	3/2004	Al-Ali et al.	6,961,598	B2	11/2005	Diab
6,714,805	B2	3/2004	Jeon et al.	6,970,792	B1	11/2005	Diab
RE38,492	E	4/2004	Diab et al.	6,975,891	B2	12/2005	Pawluczyk
6,719,705	B2	4/2004	Mills	6,979,812	B2	12/2005	Al-Ali
6,720,734	B2	4/2004	Norris	6,985,764	B2	1/2006	Mason et al.
6,721,582	B2	4/2004	Trepagnier et al.	6,987,994	B1	1/2006	Mortz
6,721,584	B2	4/2004	Baker, Jr. et al.	6,993,371	B2	1/2006	Kiani et al.
6,721,585	B1	4/2004	Parker	6,996,427	B2	2/2006	Ali et al.
6,725,074	B1	4/2004	Kastle	6,999,904	B2	2/2006	Weber et al.
6,725,075	B2	4/2004	Al-Ali	7,001,337	B2	2/2006	Dekker
6,726,634	B2	4/2004	Freeman	7,003,338	B2	2/2006	Weber et al.
6,728,560	B2	4/2004	Kollias et al.	7,003,339	B2	2/2006	Diab et al.
6,735,459	B2	5/2004	Parker	7,006,856	B2	2/2006	Baker, Jr. et al.
6,741,875	B1	5/2004	Pawluczyk et al.	7,015,451	B2	3/2006	Dalke et al.
6,741,876	B1	5/2004	Seccina et al.	7,024,233	B2	4/2006	Ali et al.
6,743,172	B1	6/2004	Blike	7,027,849	B2	4/2006	Al-Ali
6,745,060	B2	6/2004	Diab et al.	7,030,749	B2	4/2006	Al-Ali
6,745,061	B1	6/2004	Hicks et al.	7,039,449	B2	5/2006	Al-Ali
6,748,253	B2	6/2004	Norris et al.	7,041,060	B2	5/2006	Flaherty et al.
6,748,254	B2	6/2004	O'Neil et al.	7,044,918	B2	5/2006	Diab
6,754,515	B1	6/2004	Pologe	7,067,893	B2	6/2006	Mills et al.
6,754,516	B2	6/2004	Mannheimer	7,096,052	B2	8/2006	Mason et al.
6,760,607	B2	7/2004	Al-All	7,096,054	B2	8/2006	Abdul-Hafiz et al.
6,760,609	B2	7/2004	Jacques	7,132,641	B2	11/2006	Schulz et al.
6,770,028	B1	8/2004	Ali et al.	7,142,901	B2	11/2006	Kiani et al.
6,771,994	B2	8/2004	Kiani et al.	7,149,561	B2	12/2006	Diab
6,773,397	B2	8/2004	Kelly	7,186,966	B2	3/2007	Al-Ali
6,778,923	B2	8/2004	Norris et al.	7,190,261	B2	3/2007	Al-Ali
6,780,158	B2	8/2004	Yarita	7,215,984	B2	5/2007	Diab et al.
6,788,849	B1	9/2004	Pawluczyk	7,215,986	B2	5/2007	Diab et al.
6,792,300	B1	9/2004	Diab et al.	7,221,971	B2	5/2007	Diab et al.
6,800,373	B2	10/2004	Corczyca	7,225,006	B2	5/2007	Al-Ali et al.
6,801,797	B2	10/2004	Mannheimer et al.	7,225,007	B2	5/2007	Al-Ali et al.
6,801,799	B2	10/2004	Mendelson	RE39,672	E	6/2007	Shehada et al.
6,810,277	B2	10/2004	Edgar, Jr. et al.	7,239,905	B2	7/2007	Kiani-Azarbayjany et al.
6,813,511	B2	11/2004	Diab et al.	7,245,953	B1	7/2007	Parker
6,816,741	B2	11/2004	Diab	7,254,429	B2	8/2007	Schurman et al.
6,819,950	B2	11/2004	Mills	7,254,431	B2	8/2007	Al-Ali et al.
6,822,564	B2	11/2004	Al-Ali	7,254,433	B2	8/2007	Diab et al.
6,825,619	B2	11/2004	Norris	7,254,434	B2	8/2007	Schulz et al.
6,826,419	B2	11/2004	Diab et al.	7,272,425	B2	9/2007	Al-Ali
6,829,496	B2	12/2004	Nagai et al.	7,274,955	B2	9/2007	Kiani et al.
6,829,501	B2	12/2004	Nielsen et al.	D554,263	S	10/2007	Al-Ali
6,830,711	B2	12/2004	Mills et al.	7,280,858	B2	10/2007	Al-Ali et al.
6,836,679	B2	12/2004	Baker, Jr. et al.	7,289,835	B2	10/2007	Mansfield et al.
6,839,579	B1	1/2005	Chin	7,292,883	B2	11/2007	De Felice et al.
6,839,580	B2	1/2005	Zonios et al.	7,295,866	B2	11/2007	Al-Ali
6,839,582	B2	1/2005	Heckel	7,299,080	B2	11/2007	Acosta et al.
6,842,702	B2	1/2005	Haaland et al.	7,328,053	B1	2/2008	Diab et al.
				7,332,784	B2	2/2008	Mills et al.
				7,340,287	B2	3/2008	Mason et al.
				7,341,559	B2	3/2008	Schulz et al.
				7,343,186	B2	3/2008	Lamego et al.
				D566,282	S	4/2008	Al-Ali et al.

(56)

References Cited

U.S. PATENT DOCUMENTS

7,355,512 B1	4/2008	Al-Ali	7,957,780 B2	6/2011	Lamego et al.
7,356,365 B2	4/2008	Schurman	7,962,188 B2	6/2011	Kiani et al.
7,371,981 B2	5/2008	Abdul-Hafiz	7,962,190 B1	6/2011	Diab et al.
7,373,193 B2	5/2008	Al-Ali et al.	7,976,472 B2	7/2011	Kiani
7,373,194 B2	5/2008	Weber et al.	7,988,637 B2	8/2011	Diab
7,376,453 B1	5/2008	Diab et al.	7,990,382 B2	8/2011	Kiani
7,377,794 B2	5/2008	Al-Ali et al.	7,991,446 B2	8/2011	Al-Ali et al.
7,377,899 B2	5/2008	Weber et al.	8,000,761 B2	8/2011	Al-Ali
7,383,070 B2	6/2008	Diab et al.	8,008,088 B2	8/2011	Bellott et al.
7,415,297 B2	8/2008	Al-Ali et al.	RE42,753 E	9/2011	Kiani-Azarbayjany et al.
7,428,432 B2	9/2008	Ali et al.	8,019,400 B2	9/2011	Diab et al.
7,438,683 B2	10/2008	Al-Ali et al.	8,028,701 B2	10/2011	Al-Ali et al.
7,440,787 B2	10/2008	Diab	8,029,765 B2	10/2011	Bellott et al.
7,454,240 B2	11/2008	Diab et al.	8,036,728 B2	10/2011	Diab et al.
7,467,002 B2	12/2008	Weber et al.	8,046,040 B2	10/2011	Ali et al.
7,469,157 B2	12/2008	Diab et al.	8,046,041 B2	10/2011	Diab et al.
7,471,969 B2	12/2008	Diab et al.	8,046,042 B2	10/2011	Diab et al.
7,471,971 B2	12/2008	Diab et al.	8,048,040 B2	11/2011	Kiani
7,483,729 B2	1/2009	Al-Ali et al.	8,050,728 B2	11/2011	Al-Ali et al.
7,483,730 B2	1/2009	Diab et al.	RE43,169 E	2/2012	Parker
7,489,958 B2	2/2009	Diab et al.	8,118,620 B2	2/2012	Al-Ali et al.
7,496,391 B2	2/2009	Diab et al.	8,126,528 B2	2/2012	Diab et al.
7,496,393 B2	2/2009	Diab et al.	8,128,572 B2	3/2012	Diab et al.
D587,657 S	3/2009	Al-Ali et al.	8,130,105 B2	3/2012	Al-Ali et al.
7,499,741 B2	3/2009	Diab et al.	8,145,287 B2	3/2012	Diab et al.
7,499,835 B2	3/2009	Weber et al.	8,150,487 B2	4/2012	Diab et al.
7,500,950 B2	3/2009	Al-Ali et al.	8,175,672 B2	5/2012	Parker
7,509,154 B2	3/2009	Diab et al.	8,180,420 B2	5/2012	Diab et al.
7,509,494 B2	3/2009	Al-Ali	8,182,443 B1	5/2012	Kiani
7,510,849 B2	3/2009	Schurman et al.	8,185,180 B2	5/2012	Diab et al.
7,526,328 B2	4/2009	Diab et al.	8,190,223 B2	5/2012	Al-Ali et al.
7,530,942 B1	5/2009	Diab	8,190,227 B2	5/2012	Diab et al.
7,530,949 B2	5/2009	Al-Ali et al.	8,203,438 B2	6/2012	Kiani et al.
7,530,955 B2	5/2009	Diab et al.	8,203,704 B2	6/2012	Merritt et al.
7,563,110 B2	7/2009	Al-Ali et al.	8,224,411 B2	7/2012	Al-Ali et al.
7,596,398 B2	9/2009	Al-Ali et al.	8,228,181 B2	7/2012	Al-Ali
7,606,861 B2	10/2009	Killcommons et al.	8,229,533 B2	7/2012	Diab et al.
7,618,375 B2	11/2009	Flaherty et al.	8,233,955 B2	7/2012	Al-Ali et al.
D606,659 S	12/2009	Kiani et al.	8,244,325 B2	8/2012	Al-Ali et al.
7,647,083 B2	1/2010	Al-Ali et al.	8,255,026 B1	8/2012	Al-Ali
D609,193 S	2/2010	Al-Ali et al.	8,255,027 B2	8/2012	Al-Ali et al.
7,670,726 B2	3/2010	Lu	8,255,028 B2	8/2012	Al-Ali et al.
7,679,519 B2	3/2010	Lindner et al.	8,260,577 B2	9/2012	Weber et al.
D614,305 S	4/2010	Al-Ali et al.	8,265,723 B1	9/2012	McHale et al.
RE41,317 E	5/2010	Parker	8,274,360 B2	9/2012	Sampath et al.
7,729,733 B2	6/2010	Al-Ali et al.	8,301,217 B2	10/2012	Al-Ali et al.
7,734,320 B2	6/2010	Al-Ali	8,310,336 B2	11/2012	Muhsin et al.
7,761,127 B2	7/2010	Al-Ali et al.	8,315,683 B2	11/2012	Al-Ali et al.
7,761,128 B2	7/2010	Al-Ali et al.	RE43,860 E	12/2012	Parker
7,764,982 B2	7/2010	Dalke et al.	8,337,403 B2	12/2012	Al-Ali et al.
D621,516 S	8/2010	Kiani et al.	8,346,330 B2	1/2013	Lamego
7,791,155 B2	9/2010	Diab	8,353,842 B2	1/2013	Al-Ali et al.
7,801,581 B2	9/2010	Diab	8,355,766 B2	1/2013	MacNeish, III et al.
7,822,452 B2	10/2010	Schurman et al.	8,359,080 B2	1/2013	Diab et al.
RE41,912 E	11/2010	Parker	8,364,223 B2	1/2013	Al-Ali et al.
7,844,313 B2	11/2010	Kiani et al.	8,364,226 B2	1/2013	Diab et al.
7,844,314 B2	11/2010	Al-Ali	8,374,665 B2	2/2013	Lamego
7,844,315 B2	11/2010	Al-Ali	8,385,995 B2	2/2013	Al-Ali et al.
7,865,222 B2	1/2011	Weber et al.	8,385,996 B2	2/2013	Dalke et al.
7,873,497 B2	1/2011	Weber et al.	8,388,353 B2	3/2013	Kiani et al.
7,880,606 B2	2/2011	Al-Ali	8,399,822 B2	3/2013	Al-Ali
7,880,626 B2	2/2011	Al-Ali et al.	8,401,602 B2	3/2013	Kiani
7,891,355 B2	2/2011	Al-Ali et al.	8,405,608 B2	3/2013	Al-Ali et al.
7,894,868 B2	2/2011	Al-Ali et al.	8,414,499 B2	4/2013	Al-Ali et al.
7,899,507 B2	3/2011	Al-Ali et al.	8,418,524 B2	4/2013	Al-Ali
7,899,518 B2	3/2011	Trepagnier et al.	8,423,106 B2	4/2013	Lamego et al.
7,904,132 B2	3/2011	Weber et al.	8,428,967 B2	4/2013	Olsen et al.
7,909,772 B2	3/2011	Popov et al.	8,430,817 B1	4/2013	Al-Ali et al.
7,910,875 B2	3/2011	Al-Ali	8,437,825 B2	5/2013	Dalvi et al.
7,919,713 B2	4/2011	Al-Ali et al.	8,455,290 B2	6/2013	Siskavich
7,937,128 B2	5/2011	Al-Ali	8,457,703 B2	6/2013	Al-Ali
7,937,129 B2	5/2011	Mason et al.	8,457,707 B2	6/2013	Kiani
7,937,130 B2	5/2011	Diab et al.	8,463,349 B2	6/2013	Diab et al.
7,941,199 B2	5/2011	Kiani	8,466,286 B2	6/2013	Bellott et al.
7,951,086 B2	5/2011	Flaherty et al.	8,471,713 B2	6/2013	Poeze et al.
			8,473,020 B2	6/2013	Kiani et al.
			8,483,787 B2	7/2013	Al-Ali et al.
			8,489,364 B2	7/2013	Weber et al.
			8,498,684 B2	7/2013	Weber et al.

(56)

References Cited

U.S. PATENT DOCUMENTS

8,509,867	B2	8/2013	Workman et al.	8,868,147	B2	10/2014	Stippick et al.
8,515,509	B2	8/2013	Bruinsma et al.	8,868,150	B2	10/2014	Al-Ali et al.
8,523,781	B2	9/2013	Al-Ali	8,870,792	B2	10/2014	Al-Ali et al.
8,529,301	B2	9/2013	Al-Ali et al.	8,886,271	B2	11/2014	Kiani et al.
8,532,727	B2	9/2013	Al-Ali et al.	8,888,539	B2	11/2014	Al-Ali et al.
8,532,728	B2	9/2013	Diab et al.	8,888,708	B2	11/2014	Diab et al.
D692,145	S	10/2013	Al-Ali et al.	8,892,180	B2	11/2014	Weber et al.
8,547,209	B2	10/2013	Kiani et al.	8,897,847	B2	11/2014	Al-Ali
8,548,548	B2	10/2013	Al-Ali	8,909,310	B2	12/2014	Lamego et al.
8,548,550	B2	10/2013	Al-Ali et al.	8,912,909	B2	12/2014	Al-Ali et al.
8,560,032	B2	10/2013	Al-Ali et al.	8,929,964	B2	1/2015	Al-Ali et al.
8,560,034	B1	10/2013	Diab et al.	8,965,471	B2	2/2015	Lamego et al.
8,570,167	B2	10/2013	Al-Ali	9,131,882	B2	9/2015	Al-Ali et al.
8,570,503	B2	10/2013	Vo et al.	2001/0044700	A1	11/2001	Kobayashi et al.
8,571,617	B2	10/2013	Reichgott et al.	2001/0045532	A1	11/2001	Schulz et al.
8,571,618	B1	10/2013	Lamego et al.	2002/0021269	A1	2/2002	Rast
8,571,619	B2	10/2013	Al-Ali et al.	2002/0026107	A1	2/2002	Kiani et al.
8,577,431	B2	11/2013	Lamego et al.	2002/0035315	A1	3/2002	Ali et al.
8,581,732	B2	11/2013	Al-Ali et al.	2002/0035318	A1	3/2002	Mannheimer et al.
8,584,345	B2	11/2013	Al-Ali et al.	2002/0038078	A1	3/2002	Ito
8,588,880	B2	11/2013	Abdul-Hafiz et al.	2002/0038081	A1	3/2002	Fein et al.
8,600,467	B2	12/2013	Al-Ali et al.	2002/0051290	A1	5/2002	Hannington
8,606,342	B2	12/2013	Diab	2002/0059047	A1	5/2002	Haaland
8,626,255	B2	1/2014	Al-Ali et al.	2002/0068858	A1	6/2002	Braig et al.
8,630,691	B2	1/2014	Lamego et al.	2002/0082488	A1	6/2002	Al-Ali et al.
8,634,889	B2	1/2014	Al-Ali et al.	2002/0095077	A1	7/2002	Swedlow et al.
8,641,631	B2	2/2014	Sierra et al.	2002/0095078	A1	7/2002	Mannheimer et al.
8,652,060	B2	2/2014	Al-Ali	2002/0111748	A1	8/2002	Kobayashi et al.
8,663,107	B2	3/2014	Kiani	2002/0115919	A1	8/2002	Al-Ali
8,666,468	B1	3/2014	Al-Ali	2002/0154665	A1	10/2002	Funabashi et al.
8,667,967	B2	3/2014	Al-Ali et al.	2002/0156353	A1	10/2002	Larson
8,670,811	B2	3/2014	O'Reilly	2002/0159002	A1	10/2002	Chang
8,670,814	B2	3/2014	Diab et al.	2002/0161291	A1	10/2002	Kiani et al.
8,676,286	B2	3/2014	Weber et al.	2002/0165440	A1	11/2002	Mason et al.
8,682,407	B2	3/2014	Al-Ali	2002/0183819	A1	12/2002	Struble
RE44,823	E	4/2014	Parker	2003/0045784	A1	3/2003	Palatnik et al.
RE44,875	E	4/2014	Kiani et al.	2003/0045785	A1	3/2003	Diab et al.
8,690,799	B2	4/2014	Telfort et al.	2003/0049232	A1	3/2003	Page et al.
8,700,112	B2	4/2014	Kiani	2003/0109775	A1	6/2003	O'Neil et al.
8,702,627	B2	4/2014	Telfort et al.	2003/0116769	A1	6/2003	Song et al.
8,706,179	B2	4/2014	Parker	2003/0117296	A1	6/2003	Seely
8,712,494	B1	4/2014	MacNeish, III et al.	2003/0120160	A1	6/2003	Yarita
8,715,206	B2	5/2014	Telfort et al.	2003/0120164	A1	6/2003	Nielsen et al.
8,718,735	B2	5/2014	Lamego et al.	2003/0135099	A1	7/2003	Al-Ali
8,718,737	B2	5/2014	Diab et al.	2003/0139657	A1	7/2003	Solenberger
8,718,738	B2	5/2014	Blank et al.	2003/0160257	A1	8/2003	Bader et al.
8,720,249	B2	5/2014	Al-Ali	2003/0195402	A1	10/2003	Fein et al.
8,721,541	B2	5/2014	Al-Ali et al.	2004/0006261	A1	1/2004	Swedlow et al.
8,721,542	B2	5/2014	Al-Ali et al.	2004/0033618	A1	2/2004	Haass et al.
8,723,677	B1	5/2014	Kiani	2004/0034898	A1	2/2004	Bruegl
8,740,792	B1	6/2014	Kiani et al.	2004/0059209	A1	3/2004	Al-Ali et al.
8,754,776	B2	6/2014	Poeze et al.	2004/0064259	A1	4/2004	Haaland et al.
8,755,535	B2	6/2014	Telfort et al.	2004/0081621	A1	4/2004	Arndt et al.
8,755,856	B2	6/2014	Diab et al.	2004/0092805	A1	5/2004	Yarita
8,755,872	B1	6/2014	Marinow	2004/0097797	A1	5/2004	Porges et al.
8,761,850	B2	6/2014	Lamego	2004/0133087	A1	7/2004	Ali et al.
8,764,671	B2	7/2014	Kiani	2004/0138538	A1	7/2004	Stetson
8,768,423	B2	7/2014	Shakespeare et al.	2004/0138540	A1	7/2004	Baker, Jr. et al.
8,771,204	B2	7/2014	Telfort et al.	2004/0147822	A1	7/2004	Al-Ali et al.
8,777,634	B2	7/2014	Kiani et al.	2004/0147823	A1	7/2004	Kiani et al.
8,781,543	B2	7/2014	Diab et al.	2004/0158132	A1	8/2004	Zaleski
8,781,544	B2	7/2014	Al-Ali et al.	2004/0158134	A1	8/2004	Diab et al.
8,781,549	B2	7/2014	Al-Ali et al.	2004/0158135	A1	8/2004	Baker, Jr. et al.
8,788,003	B2	7/2014	Schurman et al.	2004/0158162	A1	8/2004	Narimatsu
8,790,268	B2	7/2014	Al-Ali	2004/0162472	A1	8/2004	Berson et al.
8,801,613	B2	8/2014	Al-Ali et al.	2004/0167382	A1	8/2004	Gardner et al.
8,821,397	B2	9/2014	Al-Ali et al.	2004/0171940	A1	9/2004	Narimatsu
8,821,415	B2	9/2014	Al-Ali et al.	2004/0176670	A1	9/2004	Takamura et al.
8,830,449	B1	9/2014	Lamego et al.	2004/0181134	A1	9/2004	Baker, Jr. et al.
8,831,700	B2	9/2014	Schurman et al.	2004/0199063	A1	10/2004	O'Neil et al.
8,840,549	B2	9/2014	Al-Ali et al.	2004/0204639	A1	10/2004	Casciani et al.
8,847,740	B2	9/2014	Kiani et al.	2004/0204868	A1	10/2004	Maynard et al.
8,849,365	B2	9/2014	Smith et al.	2004/0229391	A1	11/2004	Ohya et al.
8,852,094	B2	10/2014	Al-Ali et al.	2004/0262046	A1	12/2004	Simond et al.
8,852,994	B2	10/2014	Wojtczuk et al.	2004/0267103	A1	12/2004	Li et al.
				2004/0267140	A1	12/2004	Ito et al.
				2005/0011488	A1	1/2005	Doucet
				2005/0033128	A1	2/2005	Ali et al.
				2005/0043902	A1	2/2005	Haaland et al.

(56)

References Cited

U.S. PATENT DOCUMENTS

2005/0049469	A1	3/2005	Aoyagi et al.	2012/0330112	A1	12/2012	Lamego et al.
2005/0054908	A1	3/2005	Blank et al.	2013/0023775	A1	1/2013	Lamego et al.
2005/0070773	A1	3/2005	Chin et al.	2013/0041591	A1	2/2013	Lamego
2005/0070775	A1	3/2005	Chin et al.	2013/0045685	A1	2/2013	Kiani
2005/0075546	A1	4/2005	Samsoondar et al.	2013/0046204	A1	2/2013	Lamego et al.
2005/0085704	A1	4/2005	Schulz et al.	2013/0060108	A1	3/2013	Schurman et al.
2005/0085735	A1	4/2005	Baker, Jr. et al.	2013/0060147	A1	3/2013	Welch et al.
2005/0115561	A1	6/2005	Stahmann et al.	2013/0079610	A1	3/2013	Al-Ali
2005/0124871	A1	6/2005	Baker, Jr. et al.	2013/0096405	A1	4/2013	Garfio
2005/0143634	A1	6/2005	Baker, Jr. et al.	2013/0096936	A1	4/2013	Sampath et al.
2005/0143943	A1	6/2005	Brown	2013/0109935	A1	5/2013	Al-Ali et al.
2005/0148834	A1	7/2005	Hull et al.	2013/0162433	A1	6/2013	Muhsin et al.
2005/0184895	A1	8/2005	Petersen et al.	2013/0172701	A1	7/2013	Smith
2005/0187447	A1	8/2005	Chew et al.	2013/0178749	A1	7/2013	Lamego
2005/0187448	A1	8/2005	Petersen et al.	2013/0190581	A1	7/2013	Al-Ali et al.
2005/0187449	A1	8/2005	Chew et al.	2013/0197328	A1	8/2013	Diab et al.
2005/0187450	A1	8/2005	Chew et al.	2013/0211214	A1	8/2013	Olsen
2005/0187452	A1	8/2005	Petersen et al.	2013/0243021	A1	9/2013	Siskavich
2005/0187453	A1	8/2005	Petersen et al.	2013/0253334	A1	9/2013	Al-Ali et al.
2005/0197549	A1	9/2005	Baker, Jr.	2013/0274571	A1	10/2013	Diab et al.
2005/0197579	A1	9/2005	Baker, Jr.	2013/0296672	A1	11/2013	O'Neil et al.
2005/0197793	A1	9/2005	Baker, Jr.	2013/0317370	A1	11/2013	Dalvi et al.
2005/0203357	A1	9/2005	Debreczeny et al.	2013/0324808	A1	12/2013	Al-Ali et al.
2005/0209515	A1	9/2005	Hockersmith et al.	2013/0324817	A1	12/2013	Diab
2005/0228253	A1	10/2005	Debreczeny	2013/0331670	A1	12/2013	Kiani
2005/0250997	A1	11/2005	Takeda et al.	2013/0338461	A1	12/2013	Lamego et al.
2006/0030764	A1	2/2006	Porges et al.	2014/0012100	A1	1/2014	Al-Ali et al.
2006/0210120	A1	9/2006	Rowe et al.	2014/0025306	A1	1/2014	Weber et al.
2006/0211922	A1	9/2006	Al-Ali et al.	2014/0034353	A1	2/2014	Al-Ali et al.
2006/0211923	A1	9/2006	Al-Ali et al.	2014/0051952	A1	2/2014	Reichgott et al.
2006/0211924	A1	9/2006	Smith et al.	2014/0051953	A1	2/2014	Lamego et al.
2006/0211925	A1	9/2006	Lamego et al.	2014/0051954	A1	2/2014	Al-Ali et al.
2006/0211932	A1	9/2006	Al-Ali et al.	2014/0058230	A1	2/2014	Abdul-Hafiz et al.
2006/0226992	A1	10/2006	Al-Ali et al.	2014/0066783	A1	3/2014	Kiani et al.
2006/0229509	A1	10/2006	Al-Ali et al.	2014/0077956	A1	3/2014	Sampath et al.
2006/0238358	A1	10/2006	Al-Ali et al.	2014/0081097	A1	3/2014	Al-Ali et al.
2006/0241358	A1	10/2006	Al-Ali et al.	2014/0081100	A1	3/2014	Muhsin et al.
2006/0241363	A1	10/2006	Al-Ali et al.	2014/0081175	A1	3/2014	Telfort
2006/0264718	A1	11/2006	Ruchti et al.	2014/0094667	A1	4/2014	Schurman et al.
2007/0149864	A1	6/2007	Laakkonen	2014/0100434	A1	4/2014	Diab et al.
2007/0185397	A1	8/2007	Govari et al.	2014/0114199	A1	4/2014	Lamego et al.
2009/0247924	A1	10/2009	Harima et al.	2014/0120564	A1	5/2014	Workman et al.
2009/0275844	A1	11/2009	Al-Ali	2014/0121482	A1	5/2014	Merritt et al.
2009/0299157	A1	12/2009	Telfort et al.	2014/0121483	A1	5/2014	Kiani
2010/0004518	A1	1/2010	Vo et al.	2014/0125495	A1	5/2014	Al-Ali
2010/0030040	A1	2/2010	Poeze et al.	2014/0127137	A1	5/2014	Bellott et al.
2010/0069725	A1	3/2010	Al-Ali	2014/0128696	A1	5/2014	Al-Ali
2010/0261979	A1	10/2010	Kiani	2014/0128699	A1	5/2014	Al-Ali et al.
2010/0317936	A1	12/2010	Al-Ali et al.	2014/0129702	A1	5/2014	Lamego et al.
2011/0001605	A1	1/2011	Kiani et al.	2014/0135588	A1	5/2014	Al-Ali et al.
2011/0009719	A1	1/2011	Al-Ali et al.	2014/0142399	A1	5/2014	Al-Ali et al.
2011/0082711	A1	4/2011	Poeze et al.	2014/0142401	A1	5/2014	Al-Ali et al.
2011/0105854	A1	5/2011	Kiani et al.	2014/0142402	A1	5/2014	Al-Ali et al.
2011/0172967	A1	7/2011	Al-Ali et al.	2014/0163344	A1	6/2014	Al-Ali
2011/0208015	A1	8/2011	Welch et al.	2014/0163402	A1	6/2014	Lamego et al.
2011/0209915	A1	9/2011	Telfort et al.	2014/0166076	A1	6/2014	Kiani et al.
2011/0213212	A1	9/2011	Al-Ali	2014/0171763	A1	6/2014	Diab
2011/0230733	A1	9/2011	Al-Ali	2014/0180038	A1	6/2014	Kiani
2011/0237911	A1	9/2011	Lamego et al.	2014/0180154	A1	6/2014	Sierra et al.
2011/0237914	A1	9/2011	Lamego	2014/0194711	A1	7/2014	Al-Ali
2012/0046530	A1	2/2012	Al-Ali	2014/0194766	A1	7/2014	Al-Ali et al.
2012/0059267	A1	3/2012	Lamego et al.	2014/0200420	A1	7/2014	Al-Ali
2012/0116175	A1	5/2012	Al-Ali et al.	2014/0200422	A1	7/2014	Weber et al.
2012/0161970	A1	6/2012	Al-Ali	2014/0206963	A1	7/2014	Al-Ali
2012/0179006	A1	7/2012	Jansen et al.	2014/0213864	A1	7/2014	Abdul-Hafiz et al.
2012/0209082	A1	8/2012	Al-Ali	2014/0243627	A1	8/2014	Diab et al.
2012/0209084	A1	8/2012	Olsen et al.	2014/0266790	A1	9/2014	Al-Ali et al.
2012/0227739	A1	9/2012	Kiani	2014/0275808	A1	9/2014	Poeze et al.
2012/0232359	A1	9/2012	Al-Ali et al.	2014/0275835	A1	9/2014	Lamego et al.
2012/0232363	A1	9/2012	Al-Ali et al.	2014/0275871	A1	9/2014	Lamego et al.
2012/0265039	A1	10/2012	Kiani	2014/0275872	A1	9/2014	Merritt et al.
2012/0283524	A1	11/2012	Kiani et al.	2014/0275881	A1	9/2014	Lamego et al.
2012/0286955	A1	11/2012	Welch et al.	2014/0288400	A1	9/2014	Diab et al.
2012/0296178	A1	11/2012	Lamego et al.	2014/0296664	A1	10/2014	Bruinsma et al.
2012/0319816	A1	12/2012	Al-Ali	2014/0303520	A1	10/2014	Telfort et al.
				2014/0309506	A1	10/2014	Lamego
				2014/0309559	A1	10/2014	Telfort et al.
				2014/0316228	A1	10/2014	Blank et al.
				2014/0323825	A1	10/2014	Al-Ali et al.

(56)

References Cited

U.S. PATENT DOCUMENTS

2014/0330092 A1 11/2014 Al-Ali et al.
 2014/0330098 A1 11/2014 Merritt et al.
 2014/0330099 A1 11/2014 Al-Ali et al.
 2014/0333440 A1 11/2014 Kiani
 2014/0336481 A1 11/2014 Shakespeare et al.
 2014/0343436 A1 11/2014 Kiani
 2015/0087938 A1 3/2015 Al-Ali

FOREIGN PATENT DOCUMENTS

EP 41 92 23 3/1991
 EP 0 529 412 3/1993
 EP 0 675 540 10/1995
 EP 0 675 541 10/1995
 EP 0469395 B1 2/1996
 EP 0417447 B1 10/1997
 EP 0606356 B1 6/1998
 EP 0734221 B1 7/1998
 EP 0 569 670 5/2000
 EP 1 080 683 3/2001
 EP 1 207 536 5/2002
 EP 1 860 989 12/2007
 EP 1 860 990 12/2007
 EP 1 860 994 12/2007
 EP 1 860 995 12/2007
 EP 1 860 996 12/2007
 EP 1 860 997 12/2007
 EP 1 863 380 12/2007
 EP 1 895 892 5/2010
 EP 2 286 721 2/2011
 EP 2 305 104 4/2011
 EP 2 476 369 7/2012
 EP 2 139 383 2/2013
 EP 2 476 369 10/2014
 JP 61-28172 2/1986
 JP 62-000324 1/1987
 JP 62-000342 1/1987
 JP 63-275327 11/1988
 JP 64-500495 2/1989
 JP 2-126829 5/1990
 JP 2-145457 12/1990
 JP 05-207993 8/1993
 JP H05-200017 8/1993
 JP H06-178776 6/1994
 JP 6-505903 7/1994
 JP 6-237013 8/1994
 JP H07-391 1/1995
 JP H07-171089 7/1995
 JP H07-171090 7/1995
 JP 7-281618 10/1995
 JP 07-325546 12/1995
 JP 09-108203 4/1997
 JP 9-192120 7/1997
 JP 09-308623 12/1997
 JP 10-500026 1/1998
 JP 10-216112 8/1998
 JP 10-509352 9/1998
 JP 10-269344 A 10/1998
 JP 10-295676 11/1998
 JP 10-305026 11/1998
 JP 11-037932 2/1999
 JP 11-163412 6/1999
 JP 11-164826 6/1999
 JP 11-506834 6/1999
 JP 11-183377 7/1999
 JP H11-508691 7/1999
 JP 2000-116625 4/2000
 JP 2001-504256 3/2001
 JP 2002-516689 6/2002
 JP 2002-228579 8/2002
 JP 2002-525151 8/2002
 JP 2002-315739 10/2002
 JP 2003-507718 2/2003
 JP 2003-084108 3/2003

JP 2003-521985 7/2003
 JP 2004-070179 3/2004
 JP 2004-510467 4/2004
 JP 2004-173866 6/2004
 JP 2004-226277 8/2004
 JP 2004-296736 10/2004
 JP 2004-532526 10/2004
 JP 2004-327760 11/2004
 JP 2005-501589 1/2005
 JP 2005-253478 9/2005
 JP 2008-505706 2/2008
 JP 4879913 12/2011
 JP 2012-110746 6/2012
 JP 2012-130756 7/2012
 JP 5096174 9/2012
 JP 5166619 3/2013
 JP 5456976 1/2014
 WO WO 88/01150 2/1988
 WO WO 88/02020 2/1988
 WO WO 92/16142 10/1992
 WO WO 93/06776 4/1993
 WO WO 95/16387 6/1995
 WO WO 96/13208 5/1996
 WO WO 96/41138 12/1996
 WO WO 97/01985 1/1997
 WO WO 97/29678 8/1997
 WO WO 97/29710 8/1997
 WO WO 98/43071 10/1998
 WO WO 00/18290 4/2000
 WO WO 00/42911 A1 7/2000
 WO WO 00/59374 10/2000
 WO WO 01/13790 3/2001
 WO WO 01/30414 5/2001
 WO WO 01/58347 8/2001
 WO WO 02/17780 3/2002
 WO WO 02/26123 4/2002
 WO WO 02/089664 11/2002
 WO WO 03/020129 3/2003
 WO WO 03/068060 8/2003
 WO WO 03/077761 9/2003
 WO WO 2004/034898 4/2004
 WO WO 2004/038801 5/2004
 WO WO 2005/004712 1/2005
 WO WO 2005/011488 2/2005
 WO WO 2006/017117 2/2006
 WO WO 2006/094107 9/2006
 WO WO 2006/094108 9/2006
 WO WO 2006/094155 9/2006
 WO WO 2006/094168 9/2006
 WO WO 2006/094169 9/2006
 WO WO 2006/094170 9/2006
 WO WO 2006/094171 9/2006
 WO WO 2006/094279 9/2006
 WO WO 2006/115580 11/2006
 WO WO 2009/013835 1/2009
 WO WO 2009/137524 11/2009

OTHER PUBLICATIONS

European Examination Report dated Apr. 1, 2010, re EP App. No. 08 744 412.1-2319.

European Examination Report dated Mar. 18, 2011, re EP App. No. 08 744 412.1-2319.

European Examination Report dated Sep. 2, 2010, re EP App. No. 08 744 412.1-2319.

European Examination Report, re EP Application No. 12163719.3, dated Feb. 6, 2013.

European Extended Search Report of European Application No. 12163719.3, mailing date of Jun. 18, 2012, in 6 pages.

European Extended Search Report re EPO App. No. 10162402.1, SR dated Aug. 9, 2010.

European Extended Search Report, re EP Application No. 12163719.3, dated Jun. 18, 2012.

Hall, et al., Jeffrey W.; Near-Infrared Spectrophotometry: A New Dimension in Clinical Chemistry; vol. 38; No. 9; 1992.

International Preliminary Report on Patentability for PCT/US2010/058981 issued Jun. 5, 2012, mailed Jun. 14, 2012.

(56)

References Cited

OTHER PUBLICATIONS

- International Search Report for PCT/US2006/007516, mailed on Jan. 11, 2007, in 4 pages.
- Japanese Final Office Action re Amendments re JP Application No. 2007-558249, dated Apr. 17, 2012.
- Japanese First Office Action (Notice of Reasons for Rejection), re JP App. No. 2007-558207, dated Jun. 28, 2011.
- Japanese First Office Action (Notice of Reasons for Rejection), re JP App. No. 2007-558247, dated Jun. 28, 2011.
- Japanese Office Action (Decision of Rejection), re JP Application No. JP 2007-558328, dated Jun. 25, 2013.
- Japanese Office Action (Notice of Allowance), re JP App. No. 2007-558247, dated Oct. 24, 2011.
- Japanese Office Action (Notice of Reasons for Rejection) re JP App. No. 2007-558246, dated Jun. 28, 2011.
- Japanese Office Action (Notice of Reasons for Rejection), re JP App. No. 2007-558238, dated Jun. 28, 2011.
- Japanese Office Action (Official Inquiry) re JP App. No. 2007-558246, dated Dec. 11, 2012.
- Japanese Office Action (Official Inquiry), re JP App. No. 2007-558238/Appeal No. 2012-004053, dated Dec. 11, 2012.
- Japanese Office Action (Reasons for Rejection) re JP App. No. 2007-558246, dated Nov. 1, 2011.
- Japanese Office Action re JP Application No. 2007-558249, dated Aug. 28, 2012.
- Japanese Office Action re JP Application No. 2007-558249, dated Jul. 13, 2011.
- Japanese Office Action re JP Application No. 2007-558249, dated Nov. 8, 2011.
- Japanese Office Action re JP Application No. JP 2007-558208, dated Aug. 23, 2011.
- Japanese Office Action re JP Application No. JP 2007-558248, dated Nov. 27, 2012.
- Japanese Office Action re JP Application No. JP 2007-558248, dated Nov. 8, 2011.
- Japanese Office Action re JP Application No. 2007-558209, dated Oct. 25, 2011.
- Japanese Office Action re JP Application No. 2007-558209, dated Oct. 30, 2012.
- Japanese Office Action re JP Application No. 2007-558245, dated Oct. 25, 2011.
- Japanese Office Action re JP Application No. 2007-558245, dated/mailed Jan. 15, 2013.
- Japanese Office Action re JP Application No. 2007-558245, mailed Oct. 29, 2013.
- Japanese Office Action, Decision of Rejection of Amendment, re JP Application No. JP 2007-558328, dated Jun. 25, 2013.
- Japanese Office Action, re JP Application No. 2007-558237, dated Aug. 1, 2011.
- Japanese Office Action, re JP Application No. 2012-045419, dated Jun. 26, 2012.
- Japanese Office Action, re JP Application No. JP 2007-558237, mailed Oct. 16, 2012.
- Kuenstner, et al., J. Todd; Measurement of Hemoglobin in Unlysed Blood by Near-Infrared Spectroscopy; vol. 48; No. 4, 1994.
- Manzke, et al., B., Multi Wavelength Pulse Oximetry in the Measurement of Hemoglobin Fractions; vol. 2676, date unknown.
- Naumenko, E. K.; Choice of Wavelengths for Stable Determination of Concentrations of Hemoglobin Derivatives from Absorption Spectra of Erythrocytes; vol. 63; No. 1; pp. 60-66 Jan.-Feb. 1996; Original article submitted Nov. 3, 1994.
- Patent Cooperation Treaty (PCT) International Search Report; PCT/US 2006/007389; Date of Mailing Jul. 17, 2006; pp. 1-9.
- PCT International Search Report; PCT/US 2006/007389; Date of Mailing Jul. 17, 2006; pp. 1-9.
- PCT International Search Report; PCT/US2006/007539; Date of Mailing Jul. 17, 2006; pp. 1-9.
- PCT International Search Report; PCT-US2006-007387; Date of Mailing Jul. 17, 2006; pp. 1-9.
- PCT International Search Report; PCT-US2006-007388; Date of Mailing Jul. 17, 2006; pp. 1-9.
- PCT International Search Report; PCT-US2006-007506; Date of Mailing Jul. 17, 2006; pp. 1-10.
- PCT International Search Report; PCT-US2006-007536; Date of Mailing Jul. 17, 2006; pp. 1-9.
- PCT International Search Report; PCT-US2006-007537; Date of Mailing Jul. 17, 2006; pp. 1-10.
- PCT International Search Report; PCT-US2006-007538; Date of Mailing Jul. 17, 2006; pp. 1-9.
- PCT International Search Report; PCT-US2006-007540; Date of Mailing Jul. 17, 2006; pp. 1-9.
- PCT International Search Report; PCT-US2006-007958; Date of Mailing Jul. 17, 2006; pp. 1-8.
- PCT International Written Opinion and Search Report, re PCT App. No. PCT/US2006/007506, dated Jul. 17, 2006.
- PCT Search Report of International Application No. PCT/US2008/058327, Mailing Date of Jun. 30, 2009, in 12 pages.
- Schmitt, Joseph M.; Simple Photon Diffusion Analysis of the Effects of Multiple Scattering on Pulse Oximetry; Mar. 14, 1991; revised Aug. 30, 1991.
- Schmitt, Joseph M.; Zhou, Guan-Xiong; Miller, Justin, Measurement of Blood Hematocrit by Dual-wavelength Near-IR Photoplethysmography, published May 1992, Proc. SPIE vol. 1641, p. 150-161, Physiological Monitoring and Early Detection Diagnostic Methods, Thomas S. Mang; Ed. (SPIE homepage), in 12 pages.
- Schnapp, et al., L.M.; Pulse Oximetry. Uses and Abuses.; Chest 1990; 98; 1244-1250001 10.1378/Chest.98.5.1244.
- U.S. Appl. No. 14/742,760, filed Aug. 29, 2014, Smith et al.
- U.S. Appl. No. 14/557,761, filed Dec. 2, 2014, Al-Ali et al.
- European Extended Search Report, re EP Application No. 10 18 1436, completion date Nov. 26, 2010.
- European Examination Report, re EP Application No. 06736799.5, dated Oct. 28, 2014.
- European Office Action re EP Application No. 06 736 799.5, dated Nov. 30, 2012.
- European Search Report, re EP Application No. 10 19 1029, dated Jun. 5, 2012.
- Japanese (Office Action) Notice of Reasons for Rejection, re App. No. 2000-606119, mailed Nov. 4, 2009.
- PCT Report on Patentability of International Application No. PCT/US2008/058327, Mailing Date of Jun. 30, 2009, in 12 pages.
- "Application Note 84 Use of Add-Only Memory for Secure Storage of Monetary Equivalent Data," Dallas Semiconductor, Jun. 22, 1999, in 5 pages.
- Dallas Semiconductor Corp: DS2430A Announcement, retrieved Jun. 10, 1998, in 2 pages. <https://web.archive.org/web/19980610045525/http://dalsemi.com/News_Center/New_Products/1996/2430a.html>.
- Favenec, J.M. "Smart sensors in industry." J. Phys. E: Sci. Instrum. 20(9): Sep. 1987, pp. 1087-1090.
- Jones, K.L., et al. "A Protocol for Automatic Sensor Detection and Identification in a Wireless Biodevice Network," IEEE, Jun. 1998, 6 pages.
- "Medical." 50 Ways to Touch Memory. 3rd ed. Dallas: Dallas Semiconductor Corporation, Aug. 1994: pp. 24-25. Print.
- Subramanian, S., et al. "Design for Constraint Violation Detection in Safety-Critical Systems," IEEE, Nov. 1998: pp. 1-8.
- European Exam Report re EPO App. No. 10162402.1, dated Mar. 4, 2013.
- Japanese Office Action/Notice of Reasons for Rejection, re Application No. 2000-606119, mailed Nov. 4, 2009.
- US 8,845,543, 09/2014, Diab et al. (withdrawn)

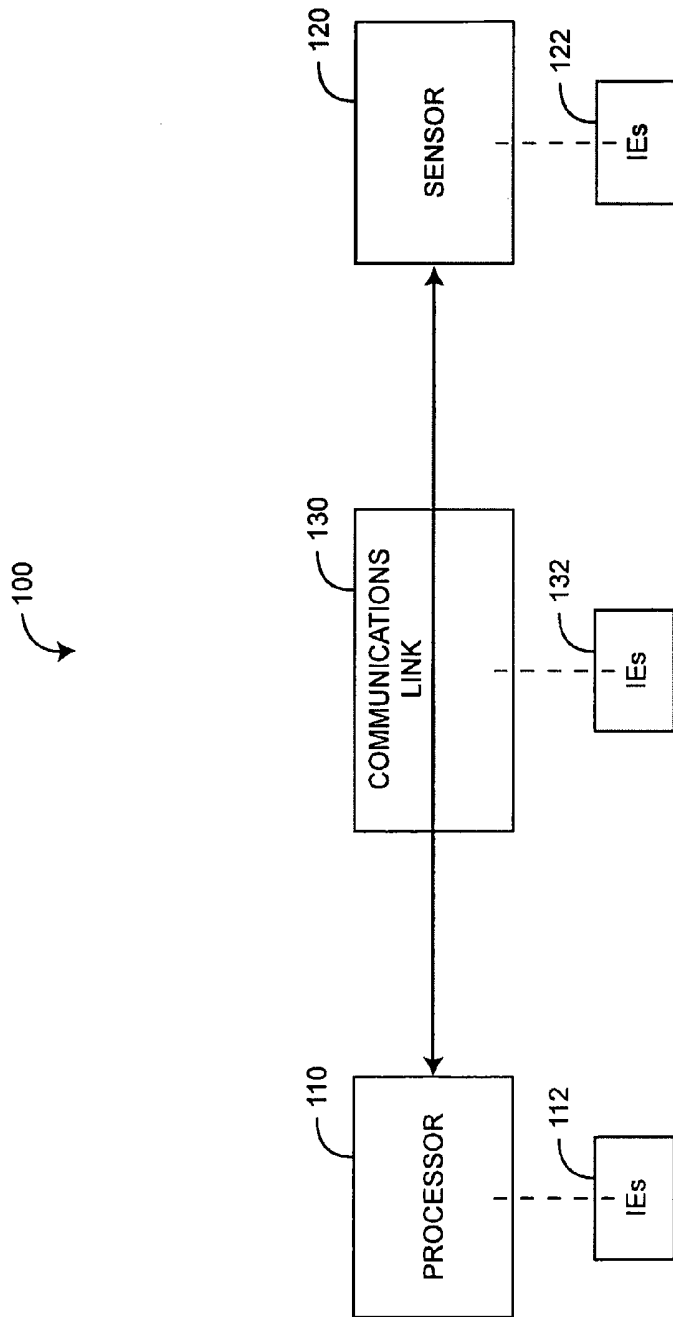


FIG. 1

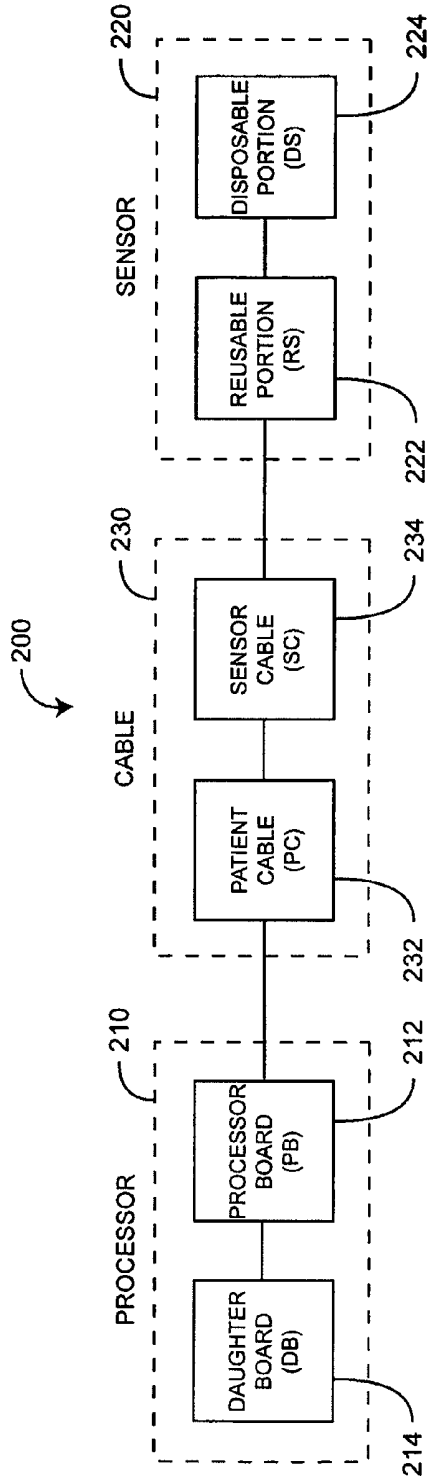


FIG. 2

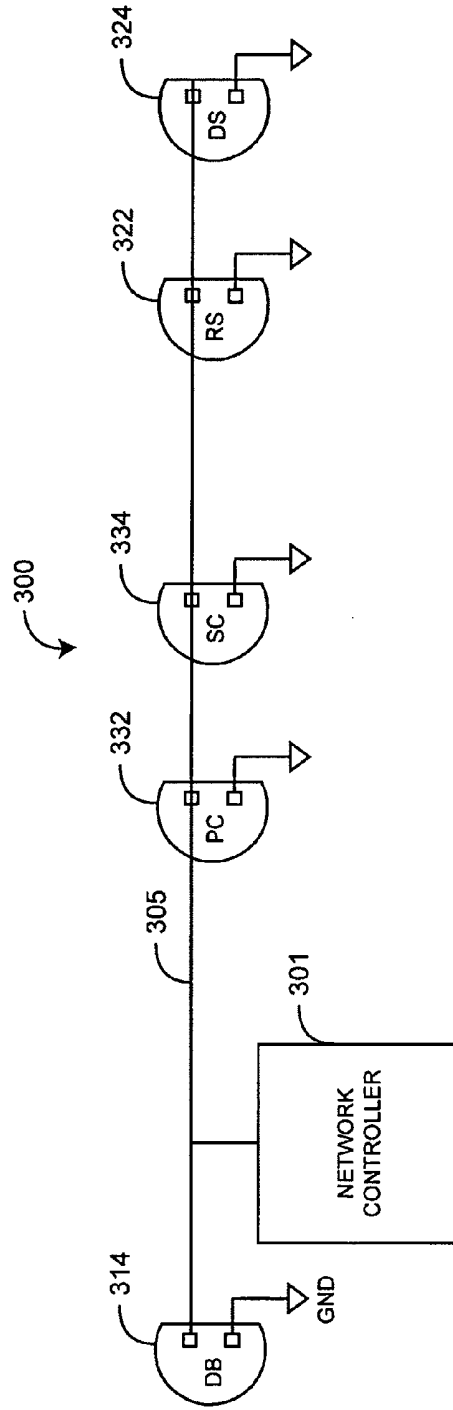


FIG. 3

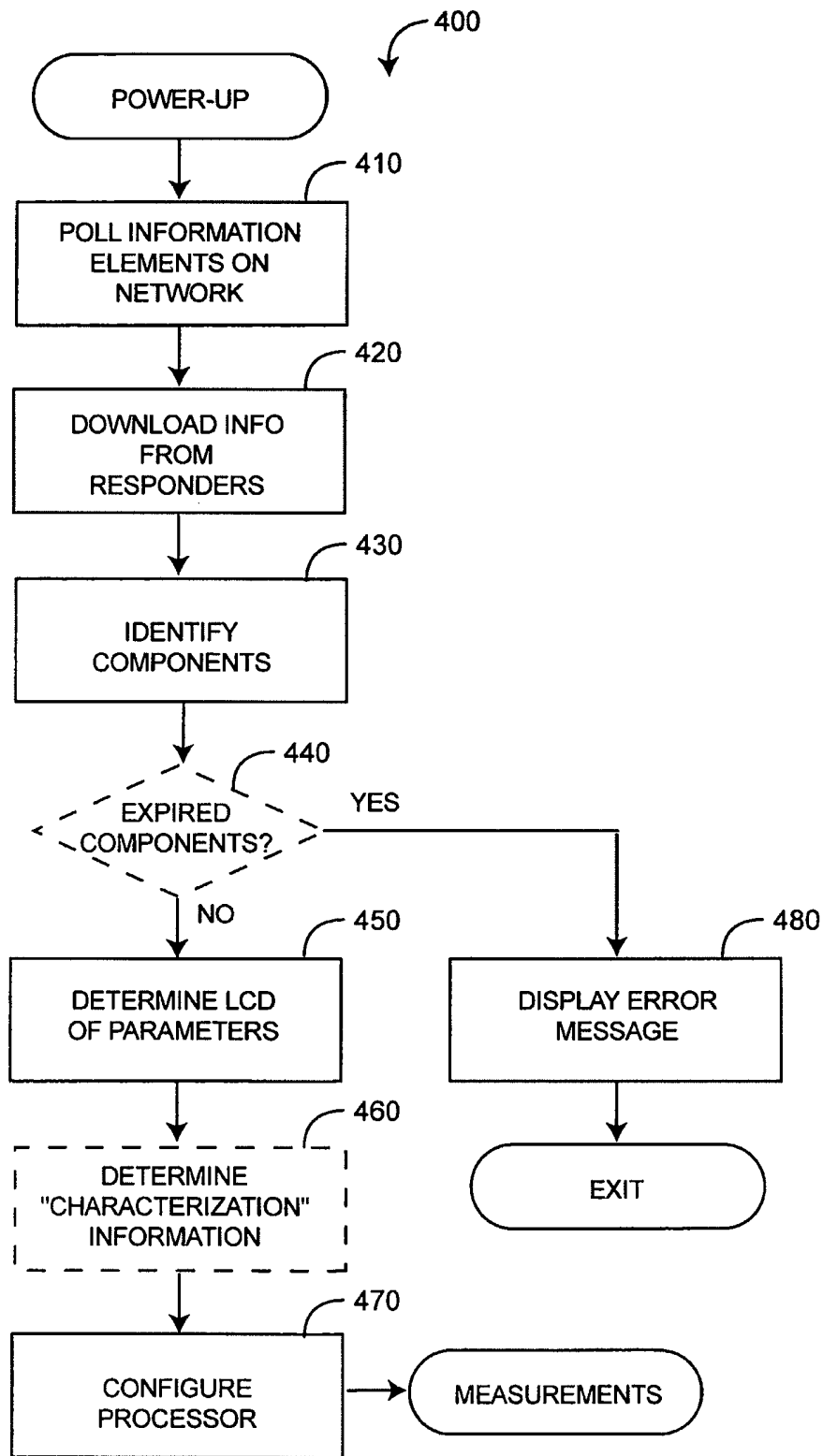


FIG. 4

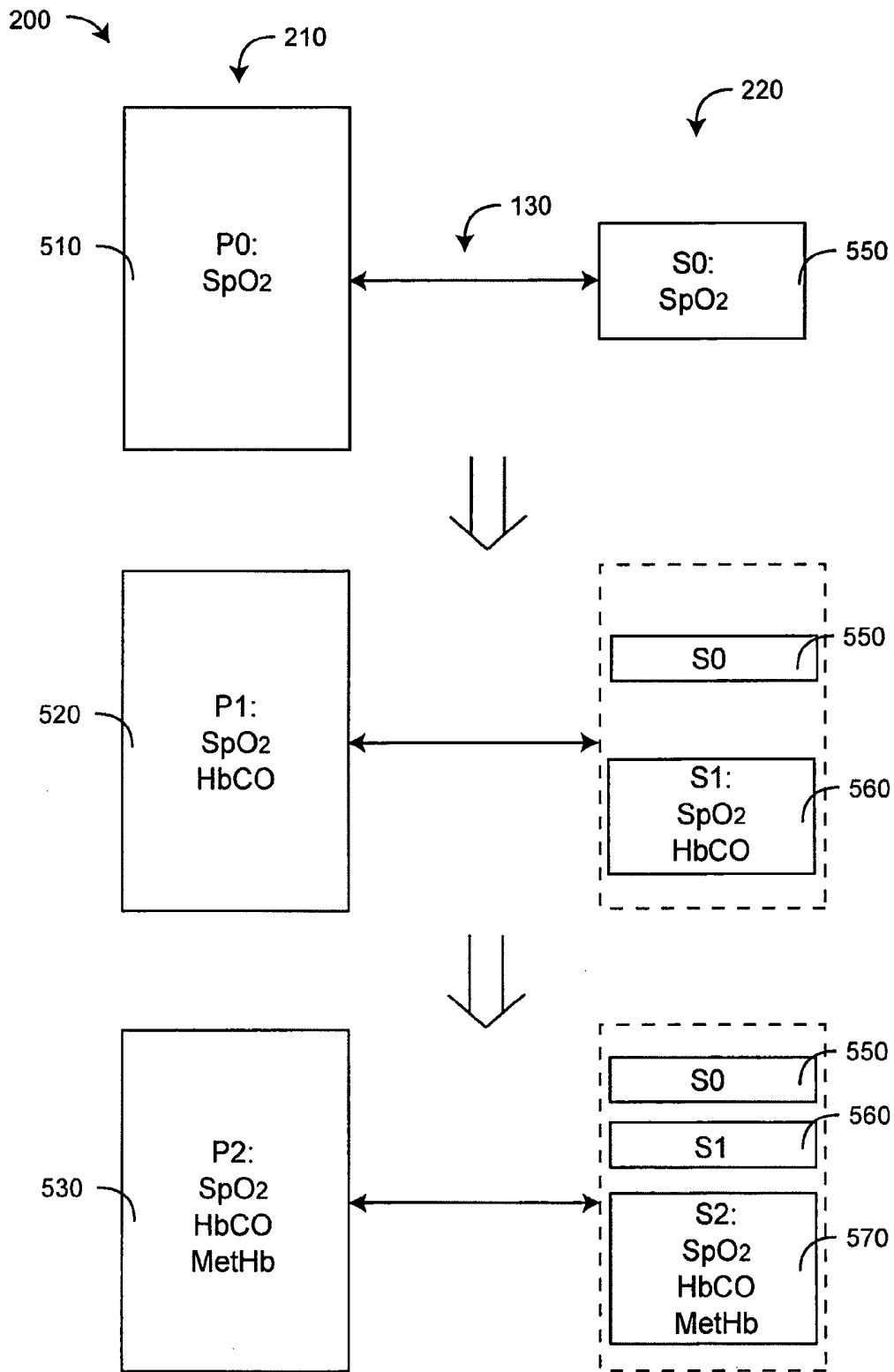


FIG. 5A

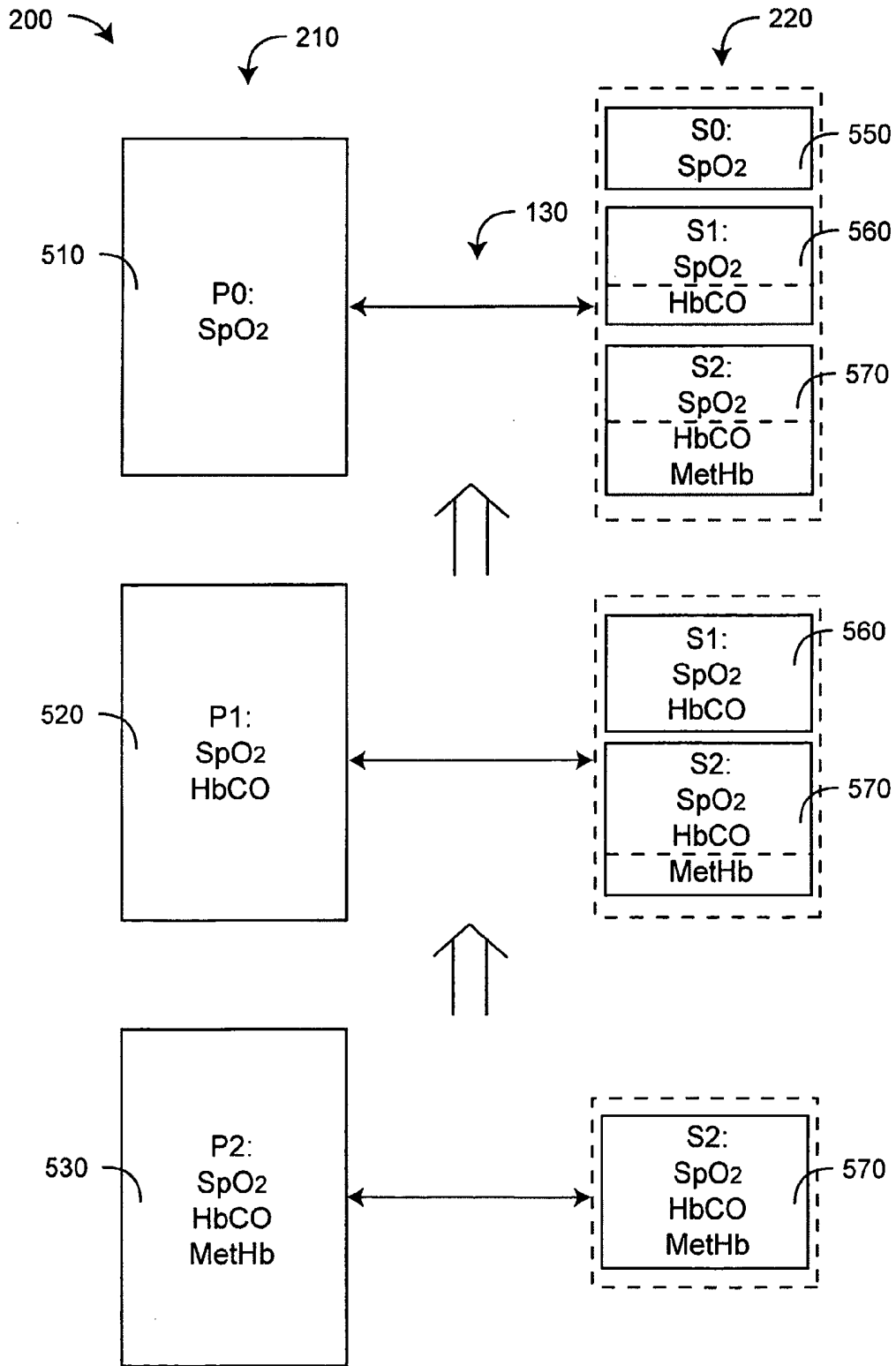


FIG. 5B

CONFIGURABLE PHYSIOLOGICAL MEASUREMENT SYSTEM

PRIORITY CLAIM TO RELATED PROVISIONAL APPLICATIONS

The present application is a continuation of U.S. patent application Ser. No. 12/782,581, filed May 18, 2010, titled "Configurable Physiological Measurement System," which is a continuation of U.S. patent application Ser. No. 11/367,036, filed Mar. 1, 2006, titled "Configurable Physiological Measurement System," which claims priority benefit under 35 U.S.C. §119(e) to U.S. Provisional Patent Application Ser. No. 60/657,596, filed Mar. 1, 2005, titled "Multiple Wavelength Sensor," No. 60/657,281, filed Mar. 1, 2005, titled "Physiological Parameter Confidence Measure," No. 60/657,268, filed Mar. 1, 2005, titled "Configurable Physiological Measurement System," and No. 60/657,759, filed Mar. 1, 2005, titled "Noninvasive Multi-Parameter Patient Monitor." The present application incorporates the foregoing disclosures herein by reference in their entirety.

INCORPORATION BY REFERENCE OF RELATED APPLICATIONS

The present application is related to the following U.S. utility applications:

App. Sr. No.	Filing Date	Title	Atty Dock.
1	11/367,013 Mar. 1, 2006	Multiple Wavelength Sensor Emitters	MLR.002A
2	12/422,915 Apr. 13, 2009	Multiple Wavelength Sensor Emitters	MLR.002C1
3	11/366,209 Mar. 1, 2006	Multiple Wavelength Sensor Substrate	MLR.004A
4	12/568,469 Sep. 28, 2009	Multiple Wavelength Sensor Emitters	MLR.006C1
5	11/366,997 Mar. 1, 2006	Multiple Wavelength Sensor Drivers	MLR.009A
6	11/367,034 Mar. 1, 2006	Physiological Parameter Confidence Measure	MLR.010A
7	11/367,036 Mar. 1, 2006	Configurable Physiological Measurement System	MLR.011A
8	11/367,033 Mar. 1, 2006	Noninvasive Multi-Parameter Patient Monitor	MLR.012A
9	11/367,014 Mar. 1, 2006	Noninvasive Multi-Parameter Patient Monitor	MLR.013A
10	11/366,208 Mar. 1, 2006	Noninvasive Multi-Parameter Patient Monitor	MLR.014A
11	12/056,179 Mar. 26, 2008	Multiple Wavelength Optical Sensor	MLR.015A
12	12/082,810 Apr. 14, 2008	Optical Sensor Assembly	MLR.015A2

The present application incorporates the foregoing disclosures herein by reference in their entirety.

BACKGROUND OF THE INVENTION

Spectroscopy is a common technique for measuring the concentration of organic and some inorganic constituents of a solution. The theoretical basis of this technique is the Beer-Lambert law, which states that the concentration c_i of an absorbent in solution can be determined by the intensity of light transmitted through the solution, knowing the path-length d_i , the intensity of the incident light $I_{0,\lambda}$, and the

extinction coefficient $\epsilon_{i,\lambda}$ at a particular wavelength λ . In generalized form, the Beer-Lambert law is expressed as:

$$I_{\lambda} = I_{0,\lambda} e^{-d_{\lambda} \mu_{a,\lambda}} \tag{1}$$

$$\mu_{a,\lambda} = \sum_{i=1}^n \epsilon_{i,\lambda} \cdot c_i \tag{2}$$

where $\mu_{a,\lambda}$ is the bulk absorption coefficient and represents the probability of absorption per unit length. The minimum number of discrete wavelengths that are required to solve EQS. 1-2 are the number of significant absorbers that are present in the solution.

A practical application of this technique is pulse oximetry, which utilizes a noninvasive sensor to measure oxygen saturation (SpO₂) and pulse rate. In general, the sensor has light emitting diodes (LEDs) that transmit optical radiation of red and infrared wavelengths into a tissue site and a detector that responds to the intensity of the optical radiation after absorption (e.g., by transmission or transreflectance) by pulsatile arterial blood flowing within the tissue site. Based on this response, a processor determines measurements for SpO₂, pulse rate, and can output representative plethysmographic waveforms. Thus, "pulse oximetry" as used herein encompasses its broad ordinary meaning known to one of skill in the art, which includes at least those noninvasive procedures for measuring parameters of circulating blood through spectroscopy. Moreover, "plethysmograph" as used herein (commonly referred to as "photoplethysmograph"), encompasses its broad ordinary meaning known to one of skill in the art, which includes at least data representative of a change in the absorption of particular wavelengths of light as a function of the changes in body tissue resulting from pulsing blood. Pulse oximeters capable of reading through motion induced noise are available from Masimo Corporation ("Masimo") of Irvine, Calif. Moreover, portable and other oximeters capable of reading through motion induced noise are disclosed in at least U.S. Pat. Nos. 6,770,028, 6,658,276, 6,157,850, 6,002,952, 5,769,785, and 5,758,644, which are owned by Masimo and are incorporated by reference herein. Such reading through motion oximeters have gained rapid acceptance in a wide variety of medical applications, including surgical wards, intensive care and neonatal units, general wards, home care, physical training, and virtually all types of monitoring scenarios.

SUMMARY OF THE INVENTION

A physiological measurement system has a sensor that transmits optical radiation at a multiplicity of wavelengths other than or including the red and infrared wavelengths utilized in pulse oximeters. The system also has a processor that determines the relative concentrations of blood constituents other than or in addition to HbO₂ and Hb, such as carboxyhemoglobin (HbCO), methemoglobin (MetHb), fractional oxygen saturation, total hemoglobin (Hbt) and blood glucose to name a few. Further, such a system may be combined with other physiological parameters such as noninvasive blood pressure (NIBP). There is a need to easily configure such a physiological measurement system from compatible components capable of measuring various physiological parameters.

BRIEF DESCRIPTION OF THE DRAWINGS

FIG. 1 is a general block diagram of a configurable physiological measurement system;

FIG. 2 is a detailed block diagram of a configurable physiological measurement system embodiment;

FIG. 3 is a detailed block diagram of networked information elements in a configurable physiological measurement system;

FIG. 4 is a flowchart of a physiological measurement system configuration process; and

FIGS. 5A-B are block diagrams illustrating forward and backward sensor compatibility with various processors.

DETAILED DESCRIPTION OF THE PREFERRED EMBODIMENTS

In this application, reference is made to many blood parameters. Some references that have common shorthand designations are referenced through such shorthand designations. For example, as used herein, HbCO designates carboxyhemoglobin, HbMet designates methemoglobin, and Hbt designates total hemoglobin. Other shorthand designations such as COHb, MetHb, and tHb are also common in the art for these same constituents. These constituents are generally reported in terms of a percentage, often referred to as saturation, relative concentration or fractional saturation. Total hemoglobin is generally reported as a concentration in g/dL. The use of the particular shorthand designators presented in this application does not restrict the term to any particular manner in which the designated constituent is reported.

FIG. 1 illustrates a configurable physiological measurement system 100 having a processor 110, a sensor 120 and a communications link 130. In one embodiment, the sensor 120 has two or more light emitters that transmit optical radiation of two or more wavelengths into a tissue site and at least one detector that generates a signal responsive to the optical radiation after attenuation by the tissue site. Multiple wavelength sensors are described in U.S. patent application Ser. No. 10/719,928, entitled Blood Parameter Measurement System, assigned to Masimo Corporation, Irvine, Calif. and incorporated by reference herein.

The processor 110 generates drive signals so as to activate the sensor emitters and inputs and processes the corresponding detector signal so as to determine the relative concentrations of two or more blood constituents. The communications link 130 provides communications between the processor 110 and sensor 120 including transmitting the drive signals from the processor 110 to the sensor 120 and the detector signals from the sensor 120 to the processor 110. In one embodiment, the communications link 130 is a cable and corresponding sensor and processor connectors that provide a wired connection between the processor 110 and connector 120. In another embodiment, the communications link 130 provides a wireless connection between the processor 110 and connector 120. The wireless connection may utilize Bluetooth®, IEEE 802.11 or similar wireless technologies.

As shown in FIG. 1, the configurable physiological measurement system 100 also has information elements 112, 122, 132 distributed across the processor 110, the sensor 120 and the communications link 130, which provide system configuration information, as described below. The information elements 112, 122, 132 may be memory devices, such as described below, or other active or passive electrical components. The information provided by the information elements 112, 122, 132 may be digital data stored in memory or component values determined by DC, AC or combinations of DC and AC voltages or currents. The information element 112, 122, 132 information may be determined by the processor 110 or by a reader or other device in communication with the information elements 112, 122, 132 and the processor 110.

FIG. 2 illustrates configurable physiological measurement system embodiments having processor 210, sensor 220 and cable 230 components. In one embodiment, the processor 210 has a processor printed circuit board “board” 212 and an optional daughter board 214, which plugs into and expands the functionality of the processor board 212. For example, the daughter board 214 may be a noninvasive blood pressure (NIBP) controller that communicates with a blood pressure sensor and the processor board 212 so as to measure blood pressure parameters.

Also shown in FIG. 2, in one embodiment the sensor 220 is a “resposable” sensor comprising a reusable portion 222 and a disposable portion 224. In a particular embodiment, the reusable portion has at least one of a reusable emitter portion and a reusable detector portion, and the disposable portion 224 has at least one of a disposable emitter portion, a disposable detector portion and a disposable tape for attaching the reusable sensor 222 to a tissue site. A resposable sensor is described in U.S. Pat. No. 6,725,075 entitled Resposable Pulse Oximetry Sensor, assigned to Masimo Corporation and incorporated by reference herein.

Further shown in FIG. 2, in one embodiment the cable 230 is a patient cable 232 or a sensor cable 234 or a combination of a patient cable 232 and a sensor cable 234. A sensor cable 234 is fixedly attached at one end to a sensor and has a connector at the other end for attaching to a monitor or a patient cable. A patient cable 234 has connectors at both ends for interconnecting a sensor or sensor cable to a monitor.

FIG. 3 illustrates an information element (IE) network 300 that advantageously enables a physiological measurement system 200 (FIG. 2) to be composed of various components 214-234 (FIG. 2) having, perhaps, differing parameter measurement capabilities, as described above. The IE network 300 also allows various components to “plug and play,” i.e. interoperate without hardware or software modification, as described with respect to FIG. 4, below. Further, the IE network 300 provides for forward and backward compatibility between sensors and processors, as described with respect to FIGS. 5A-B, below.

As shown in FIG. 3, the IE network 300 has information elements 314-334, a network controller 301 and a communications path 305. In one embodiment, the network controller 301 resides on or is otherwise incorporated within a processor board 212 (FIG. 2). The information elements 314-334 correspond to the physiological measurement system components 210-230 (FIG. 2). In one embodiment, there may be zero, one, two or more information elements 314-334 on or within each physiological measurement system component 214-224 (FIG. 2). For example, the information elements 314-324 may include a DB element 314 mounted on a daughter board 214 (FIG. 2), a RS element 322 mounted within a reusable sensor portion 222 (FIG. 2), a DS element 324 mounted within a disposable sensor portion 224 (FIG. 2), a PC element 332 mounted within a patient cable 232 (FIG. 2) or connector thereof, and a SC element 334 mounted within a sensor cable 234 (FIG. 2) or connector thereof.

Also shown in FIG. 3, in one embodiment the information elements 314-334 are EPROMs or EEPROMs or a combination of EPROMs or EEPROMs within a particular component 210-230 (FIG. 2). In an advantageous embodiment, the communications path 305 is a single shared wire. This reduces the burden on the components 210-230 (FIG. 2) and associated connectors, which may have a relatively large number of conductors just for drive signals and detector signals when a multiplicity of sensor emitters are utilized for multiple parameter measurements. An information element 314-324 may be, for example, a Dallas Semiconductor DS2506

EPROM available from Maxim Integrated Products, Inc., Sunnyvale, Calif., or equivalent.

FIG. 4 illustrates a configuration process 400 for a physiological measurement system 200 (FIG. 2). This process is executed by the network controller 301 (FIG. 3) or the processor 210 (FIG. 2) or both with respect to information elements 314-334 (FIG. 3) that exist on the network 305 (FIG. 3). After system power-up, any information elements on the network are polled 410 so they identify themselves. Information is then downloaded from the responding information elements 420. In one embodiment, download information can be some or all of Identification (ID), Life, Parameters, Characterization and Features information. ID identifies a component on the network, either the type of component generally, such as a sensor or cable, or a particular part number, model and serial number, to name a few. As another example, ID for a disposable sensor portion 224 (FIG. 2) may be an attachment location on a patient and ID for a reusable sensor portion 222 (FIG. 2) may be a patient type.

Life, for example, may be a predetermined counter written into an EEPROM to indicate the number of uses or the length of use of a particular component. Then, Life is counted down, say each time power is applied, until a zero value is reached, indicating component expiration.

Parameters specifies the measurements the component is capable of supporting, which may include, for example, one or more of SpO₂, HbCO, MetHb, fractional SpO₂, Hbt, NIBP and blood glucose to name just a few. With respect to a sensor, Parameters depend on the number of emitters, emitter wavelength and emitter configuration, for example. For a cable, Parameters depend on the number of conductors and connector pinouts, for example. Parameters may also simply reflect a license to use a component, such as disposable tape, with respect to a particular system configuration.

Features set the mode for the processor or other system elements. As one example, Features specify the mode or modes of one or more algorithms, such as averaging.

Characterization allows the processor to “plug and play” with a particular component. For example, if the component is a sensor, Characterization may include information necessary to drive the emitters, such as the LED wavelengths and drive pattern. Characterization may also include calibration data for the parameters measured. As another example, Characterization for a sensor component 220 (FIG. 2) may indicate sensitivity to a probe-off condition depending on the sensor type. Probe-off detection is described in U.S. Pat. No. 6,654,624 entitled Pulse Oximeter Probe-Off Detector and U.S. Pat. No. 6,771,994 entitled Pulse Oximeter Probe-Off Detection System, both assigned to Masimo Corporation and incorporated by reference herein.

As shown in FIG. 4, components are identified 430 from downloaded ID information. If any of the information elements provide Life information, a check is made to determine if the corresponding component is expired 440. If so, an error message is displayed 480. The message may be a warning to replace the component or it may indicate that the system is nonfunctional. Next, the least common denominator (LCD) of the parameters is determined 450 from the Parameters information. This is described in further detail with respect to FIGS. 5A-B. Characterization is determined 460, if necessary for a particular component, such as a daughterboard or sensor. Finally, the processor is configured 470 and the system is ready to begin parameter measurements.

FIGS. 5A-B illustrate embodiments of a configurable physiological measurement system 100 demonstrating both forward sensor compatibility (FIG. 5A), and backward sensor compatibility (FIG. 5B). Further, the parameter measurement

capability of each system 100 is determined by the least common denominator (LCD) of the parameter capabilities of a processor 210 and a sensor 220.

As shown in FIG. 5A, configurable physiological measurement systems 200 comprise a family of processors (P0, P1, P2) 210 including those capable of computing SpO₂ 510-530, HbCO 520-530 and MetHb 530. The systems 200 also comprise a family of sensors 220 (S0, S1, S2) including those capable of detecting SpO₂ 550-570, HbCO 560-570 and MetHb 570. Here, the lower numbered processors and sensors represent less capability, e.g. older generation processors and sensors or current generation, but less costly processors and sensors. Illustrated is forward sensor compatibility, i.e. less capable sensors are capable of running on more capable processors. For example, an SpO₂ only sensor 550 is capable of working with a multiple parameter (SpO₂, HbCO, MetHb) processor 530. Also illustrated is LCD functionality. A system 200 having a P2 processor 530 and a S0 sensor 550 is functional but only capable of measuring SpO₂.

FIG. 5B illustrates backward sensor compatibility, i.e. more capable sensors are capable of running on less capable processors. For example, a multiple parameter (SpO₂, HbCO, MetHb) sensor 570 is capable of working with an SpO₂ only processor 510. Also, a system 200 having a P0 processor 510 and a S2 sensor 570 is functional, but only capable of measuring SpO₂.

Forward and backward sensor compatibility is described above with respect to configurable physiological measurement systems 200 having various processor 210 capabilities and sensor 220 capabilities. The configurable physiological measurement systems 200 can have any or all of the processor 210, sensor 220 and cable 230 components described with respect to FIG. 2, above. As such forward and backward compatibility is equally applicable to combinations of processor 210 and cable 230 or combinations of sensor 220 and cable 230, including the components of such described with respect to FIG. 2, where the capability of such combinations is determined by LCD functionality, as described above.

A configurable physiological measurement system has been disclosed in detail in connection with various embodiments. These embodiments are disclosed by way of examples only and are not to limit the scope of the claims that follow. One of ordinary skill in the art will appreciate many variations and modifications.

What is claimed is:

1. A physiological measurement system comprising:
 - a first physical component comprising a sensor configured to transmit light having a plurality of wavelengths into a tissue site and to generate a sensor signal responsive to the transmitted light after tissue attenuation, wherein the first physical component is configured to provide first information specifying measurements the first physical component is capable of supporting;
 - a second physical component comprising at least one of a daughterboard, a patient cable, a sensor cable, a reusable portion of the sensor, or a disposable portion of the sensor, wherein the second physical component is configured to provide second information specifying measurements the second physical component is capable of supporting; and
 - a hardware processor configured to:
 - receive the first information from the first physical component;
 - receive the second information from the second physical component;
 - determine, based on the first and second information, one or more of a plurality of potential physiological

7

measurements the physiological measurement system is capable of supporting; and
 configure the physiological measurement system to measure the one or more of the plurality of potential physiological measurements the physiological measurement system is capable of supporting using the first and second physical components.

2. The physiological measurement system of claim 1, wherein each of the first and second physical components is further configured to provide characterization information.

3. The physiological measurement system of claim 2, wherein the characterization information comprises characterization information specific to respective components of the physiological measurement system.

4. The physiological measurement system of claim 1, wherein the sensor comprises a responsible sensor.

5. A method of a physiological parameter system, the method comprising:
 receiving first information from a sensor configured to transmit light having a plurality of wavelengths into a tissue site and to generate a sensor signal responsive to the transmitted light after tissue attenuation, wherein the first information specifies measurements the sensor is capable of supporting;
 receiving second information from a physical component comprising at least one of a daughterboard, a patient cable, a sensor cable, a reusable portion of the sensor, or a disposable portion of the sensor, wherein the second information specifies measurements the physical component is capable of supporting;
 determining, by a hardware processor and based on the first and second information, one or more of a plurality of potential physiological measurements the physiological measurement system is capable of supporting; and
 configuring the physiological measurement system to measure the one or more of the plurality of potential physiological measurements the physiological measurement system is capable of supporting using the sensor and the physical component.

6. The method of claim 5 further comprising:
 calculating, by the hardware processor, measurements of at least one of the one or more of the plurality of potential measurements.

8

7. The method of claim 5, wherein at least one of the sensor or the physical component is further configured to provide characterization information.

8. The method of claim 7, wherein the characterization information includes calibration data.

9. The method of claim 8 further comprising:
 further configuring the physiological measurement system to measure the one or more of the plurality of potential physiological measurement based on the calibration data.

10. The method of claim 8 further comprising:
 providing a drive signal to the sensor based on the calibration data.

11. The method of claim 7 further comprising:
 further configuring the physiological measurement system to measure the one or more of the plurality of potential physiological measurement based on the characterization information.

12. The method of claim 5, wherein the sensor comprises a responsible sensor.

13. The method of claim 5, wherein the plurality of potential physiological measurements include at least one of: SpO₂, HbCO, MetHb, fractional SpO₂, Hbt, NIBP, or blood glucose.

14. The method of claim 5 further comprising:
 receiving identification information from the sensor; and
 determining, by the hardware processor, a type of the sensor based on the identification information.

15. The method of claim 14 further comprising:
 further determining, by the hardware processor, the one or more of the plurality of potential physiological measurements based on the identification information.

16. The method of claim 5 further comprising:
 receiving first life span information from the sensor; and
 determining, by the hardware processor and based on the first life span information, whether a life span of the sensor is exhausted.

17. The method of claim 16 further comprising:
 receiving second life span information from the physical component; and
 determining, by the hardware processor and based on the second life span information, whether a life span of the physical component is exhausted.

* * * * *

专利名称(译)	可配置的生理测量系统		
公开(公告)号	US9241662	公开(公告)日	2016-01-26
申请号	US14/103431	申请日	2013-12-11
[标]申请(专利权)人(译)	CERCACOR LAB		
申请(专利权)人(译)	CERCACOR LABORATORIES , INC.		
当前申请(专利权)人(译)	CERCACOR LABORATORIES , INC.		
[标]发明人	AL ALI AMMAR KIANI MASSI JOE E WEBER WALTER M		
发明人	AL-ALI, AMMAR KIANI, MASSI JOE E. WEBER, WALTER M.		
IPC分类号	A61B5/1455 A61B5/00 A61B5/145 G06F19/00 A61B5/0205 A61B5/024 A61B5/026 A61B5/0295		
CPC分类号	A61B5/14552 A61B5/0205 A61B5/0261 A61B5/0295 A61B5/02416 A61B5/1455 A61B5/14532 A61B5/14546 A61B5/14551 A61B5/6826 A61B5/7221 A61B5/7246 A61B5/742 A61B5/7405 A61B5/746 A61B5/7475 G06F19/3418 A61B5/02427 A61B2562/08 A61B2562/085 A61B2562/222 Y10S439/909 A61B5/6832 G16H10/40 G16H40/67 A61B1/00 A61B5/0022 A61B5/1495 A61B5/6815 A61B5/6829 A61B5/6838 A61B5/7275 A61B5/7278 H05K999/99		
优先权	60/657596 2005-03-01 US 60/657281 2005-03-01 US 60/657268 2005-03-01 US 60/657759 2005-03-01 US		
其他公开文献	US20140194709A1		
外部链接	Espacenet USPTO		

摘要(译)

生理测量系统具有传感器，处理器，通信链路和信息元件。传感器被配置为将具有多个波长的光传输到组织部位并且在组织衰减之后响应于透射光产生传感器信号。系统可以使用衰减的光来确定多个生理测量值。处理器被配置为对传感器信号进行操作，以便导出至少一个生理参数，在该生理参数之后，系统被配置为或能够测量多个生理测量。

A physiological measurement system has a sensor, a processor, a communications link and information elements. The sensor is configured to transmit light having a plurality of wavelengths into a tissue site and to generate a sensor signal responsive to the transmitted light after tissue attenuation. The attenuated light can be used by the system to determine a plurality of physiological measurements. The processor is configured to operate on the sensor signal so as to derive at least one physiological parameter after which of the plurality of physiological measurements the system is configured to or capable of measuring.