



US010123726B2

(12) **United States Patent**
Al-Ali et al.

(10) **Patent No.:** **US 10,123,726 B2**
(45) **Date of Patent:** ***Nov. 13, 2018**

(54) **CONFIGURABLE PHYSIOLOGICAL MEASUREMENT SYSTEM**

(58) **Field of Classification Search**
CPC ... A61B 5/14552; A61B 5/746; A61B 5/1455;
A61B 5/02205; A61B 5/14532;
(Continued)

(71) Applicant: **Cercacor Laboratories, Inc.**, Irvine, CA (US)

(56) **References Cited**

(72) Inventors: **Ammar Al-Ali**, San Juan Capistrano, CA (US); **Massi Joe E. Kiani**, Laguna Niguel, CA (US); **Walter M. Weber**, Laguna Hills, CA (US)

U.S. PATENT DOCUMENTS

3,910,701 A 10/1975 Henderson et al.
3,998,550 A 12/1976 Konishi et al.

(73) Assignee: **CERCACOR LABORATORIES, INC.**, Irvine, CA (US)

(Continued)

(*) Notice: Subject to any disclaimer, the term of this patent is extended or adjusted under 35 U.S.C. 154(b) by 259 days.

FOREIGN PATENT DOCUMENTS

This patent is subject to a terminal disclaimer.

DE 3244695 C2 10/1985
EP 0 231 379 8/1987

(Continued)

OTHER PUBLICATIONS

(21) Appl. No.: **14/967,998**

US 8,845,543, 09/2014, Diab et al. (withdrawn)

(22) Filed: **Dec. 14, 2015**

(Continued)

(65) **Prior Publication Data**

Primary Examiner — Eric Winakur

US 2016/0166182 A1 Jun. 16, 2016

(74) *Attorney, Agent, or Firm* — Knobbe Martens Olson & Bear LLP

Related U.S. Application Data

(57) **ABSTRACT**

(63) Continuation of application No. 14/103,431, filed on Dec. 11, 2013, now Pat. No. 9,241,662, which is a (Continued)

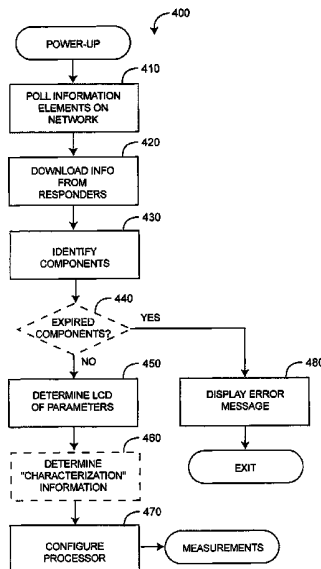
A physiological measurement system has a sensor, a processor, a communications link and information elements. The sensor is configured to transmit light having a plurality of wavelengths into a tissue site and to generate a sensor signal responsive to the transmitted light after tissue attenuation. The attenuated light can be used by the system to determine a plurality of physiological measurements. The processor is configured to operate on the sensor signal so as to derive at least one physiological parameter after which of the plurality of physiological measurements the system is configured to or capable of measuring.

(51) **Int. Cl.**
A61B 5/1455 (2006.01)
A61B 5/026 (2006.01)

(Continued)

(52) **U.S. Cl.**
CPC **A61B 5/1455** (2013.01); **A61B 5/0022** (2013.01); **A61B 5/0205** (2013.01);
(Continued)

19 Claims, 5 Drawing Sheets



- Related U.S. Application Data**
- continuation of application No. 12/782,581, filed on May 18, 2010, now Pat. No. 8,634,889, which is a continuation of application No. 11/367,036, filed on Mar. 1, 2006, now Pat. No. 7,729,733.
- (60) Provisional application No. 60/657,596, filed on Mar. 1, 2005, provisional application No. 60/657,281, filed on Mar. 1, 2005, provisional application No. 60/657,268, filed on Mar. 1, 2005, provisional application No. 60/657,759, filed on Mar. 1, 2005.
- (51) **Int. Cl.**
- A61B 5/00* (2006.01)
A61B 5/145 (2006.01)
A61B 5/0205 (2006.01)
A61B 5/0295 (2006.01)
G06F 19/00 (2018.01)
A61B 5/1495 (2006.01)
A61B 1/00 (2006.01)
A61B 5/024 (2006.01)
- (52) **U.S. Cl.**
- CPC *A61B 5/0261* (2013.01); *A61B 5/0295* (2013.01); *A61B 5/02416* (2013.01); *A61B 5/1495* (2013.01); *A61B 5/14532* (2013.01); *A61B 5/14546* (2013.01); *A61B 5/14551* (2013.01); *A61B 5/14552* (2013.01); *A61B 5/6815* (2013.01); *A61B 5/6826* (2013.01); *A61B 5/6829* (2013.01); *A61B 5/6832* (2013.01); *A61B 5/6838* (2013.01); *A61B 5/7221* (2013.01); *A61B 5/7246* (2013.01); *A61B 5/7275* (2013.01); *A61B 5/7278* (2013.01); *A61B 5/742* (2013.01); *A61B 5/7405* (2013.01); *A61B 5/746* (2013.01); *A61B 5/7475* (2013.01); *G06F 19/00* (2013.01); *G06F 19/3418* (2013.01); *H05K 999/99* (2013.01); *A61B 1/00* (2013.01); *A61B 5/02427* (2013.01); *A61B 2562/08* (2013.01); *A61B 2562/085* (2013.01); *A61B 2562/222* (2013.01); *Y10S 439/909* (2013.01)
- (58) **Field of Classification Search**
- CPC *A61B 5/14546*; *A61B 5/6826*; *A61B 5/42*; *A61B 5/7221*; *A61B 5/7405*; *A61B 5/7475*; *A61B 5/02416*; *A61B 5/14551*; *A61B 5/0261*; *A61B 5/0295*; *A61B 5/7246*
- See application file for complete search history.
- (56) **References Cited**
- U.S. PATENT DOCUMENTS
- | | | | | | |
|-------------|---------|----------------------|-------------|---------|--------------------|
| 4,014,321 A | 3/1977 | March | 4,603,700 A | 8/1986 | Nichols et al. |
| 4,051,522 A | 9/1977 | Healy et al. | 4,621,643 A | 11/1986 | New et al. |
| 4,134,678 A | 1/1979 | Brown et al. | 4,653,498 A | 3/1987 | New, Jr. et al. |
| 4,157,708 A | 6/1979 | Imura | 4,655,225 A | 4/1987 | Dahne et al. |
| 4,163,290 A | 7/1979 | Sutherland et al. | 4,685,464 A | 8/1987 | Goldberger et al. |
| 4,167,331 A | 9/1979 | Nielsen | 4,694,833 A | 9/1987 | Hamaguri |
| 4,266,554 A | 5/1981 | Hamaguri | 4,695,955 A | 9/1987 | Faisandier |
| 4,267,844 A | 5/1981 | Yamanishi | 4,700,708 A | 10/1987 | New et al. |
| 4,295,475 A | 10/1981 | Torzala | 4,714,341 A | 12/1987 | Hamaguri et al. |
| 4,305,059 A | 12/1981 | Benton | 4,770,179 A | 9/1988 | New et al. |
| 4,331,161 A | 5/1982 | Patel | 4,773,422 A | 9/1988 | Isaacson et al. |
| 4,399,824 A | 8/1983 | Davidson | 4,781,195 A | 11/1988 | Martin |
| 4,446,871 A | 5/1984 | Imura | 4,800,885 A | 1/1989 | Johnson |
| 4,491,725 A | 1/1985 | Pritchard | 4,805,623 A | 2/1989 | Jobsis |
| 4,531,527 A | 7/1985 | Reinhold, Jr. et al. | 4,822,997 A | 4/1989 | Fuller et al. |
| 4,561,440 A | 12/1985 | Kubo et al. | 4,832,484 A | 5/1989 | Aoyagi et al. |
| 4,586,513 A | 5/1986 | Hamaguri | 4,846,183 A | 7/1989 | Martin |
| | | | 4,854,328 A | 8/1989 | Pollack |
| | | | 4,863,265 A | 9/1989 | Flower et al. |
| | | | 4,867,571 A | 9/1989 | Frick et al. |
| | | | 4,868,476 A | 9/1989 | Respaut |
| | | | 4,869,254 A | 9/1989 | Stone et al. |
| | | | 4,890,306 A | 12/1989 | Noda |
| | | | 4,907,876 A | 3/1990 | Suzuki et al. |
| | | | 4,911,167 A | 3/1990 | Corenman et al. |
| | | | 4,934,372 A | 6/1990 | Corenman et al. |
| | | | 4,938,218 A | 7/1990 | Goodman et al. |
| | | | 4,942,877 A | 7/1990 | Sakai et al. |
| | | | 4,955,379 A | 9/1990 | Hall |
| | | | 4,960,126 A | 10/1990 | Conlon et al. |
| | | | 4,960,128 A | 10/1990 | Gordon et al. |
| | | | 4,964,010 A | 10/1990 | Miyasaka et al. |
| | | | 4,964,408 A | 10/1990 | Hink et al. |
| | | | 4,967,571 A | 11/1990 | Sporri |
| | | | 4,975,581 A | 12/1990 | Robinson et al. |
| | | | 4,975,647 A | 12/1990 | Downer et al. |
| | | | 4,986,665 A | 1/1991 | Yamanishi et al. |
| | | | 4,996,975 A | 3/1991 | Nakamura |
| | | | 4,997,769 A | 3/1991 | Lundsgaard |
| | | | 5,003,979 A | 4/1991 | Merickel et al. |
| | | | 5,025,791 A | 6/1991 | Niwa |
| | | | RE33,643 E | 7/1991 | Isaacson et al. |
| | | | 5,028,787 A | 7/1991 | Rosenthal et al. |
| | | | 5,033,472 A | 7/1991 | Sato et al. |
| | | | 5,041,187 A | 8/1991 | Hink et al. |
| | | | 5,054,495 A | 10/1991 | Uemura et al. |
| | | | 5,058,588 A | 10/1991 | Kaestle et al. |
| | | | 5,069,213 A | 12/1991 | Polczynski |
| | | | 5,077,476 A | 12/1991 | Rosenthal |
| | | | 5,078,136 A | 1/1992 | Stone et al. |
| | | | 5,101,825 A | 4/1992 | Gravensetin et al. |
| | | | 5,137,023 A | 8/1992 | Mendelson et al. |
| | | | 5,155,697 A | 10/1992 | Bunsen |
| | | | 5,162,725 A | 11/1992 | Hodson et al. |
| | | | 5,163,438 A | 11/1992 | Gordon et al. |
| | | | 5,188,108 A | 2/1993 | Secker |
| | | | 5,189,609 A | 2/1993 | Tivig et al. |
| | | | 5,190,040 A | 3/1993 | Aoyagi |
| | | | 5,203,329 A | 4/1993 | Takatani et al. |
| | | | 5,209,230 A | 5/1993 | Swedlow et al. |
| | | | 5,226,053 A | 7/1993 | Cho et al. |
| | | | 5,226,417 A | 7/1993 | Swedlow et al. |
| | | | 5,246,002 A | 9/1993 | Prosser |
| | | | 5,247,931 A | 9/1993 | Norwood |
| | | | 5,259,381 A | 11/1993 | Chung |
| | | | 5,267,562 A | 12/1993 | Ukawa et al. |
| | | | 5,267,563 A | 12/1993 | Swedlow et al. |
| | | | 5,278,627 A | 1/1994 | Aoyagi |
| | | | 5,297,548 A | 3/1994 | Pologe |
| | | | 5,313,940 A | 5/1994 | Fuse et al. |
| | | | 5,319,355 A | 6/1994 | Russek |
| | | | 5,331,549 A | 7/1994 | Crawford, Jr. |
| | | | 5,335,659 A | 8/1994 | Pologe et al. |
| | | | 5,337,744 A | 8/1994 | Branigan |
| | | | 5,337,745 A | 8/1994 | Benaron |
| | | | 5,341,805 A | 8/1994 | Stavridi et al. |
| | | | 5,348,004 A | 9/1994 | Hollub |
| | | | 5,351,685 A | 10/1994 | Potratz |
| | | | 5,355,129 A | 10/1994 | Baumann |

(56)

References Cited

U.S. PATENT DOCUMENTS

5,355,880	A	10/1994	Thomas et al.	5,662,106	A	9/1997	Swedlow et al.
5,355,882	A	10/1994	Ukawa et al.	5,676,139	A	10/1997	Goldberger et al.
5,361,758	A	11/1994	Hall et al.	5,676,141	A	10/1997	Hollub
5,368,041	A	11/1994	Shambroom	5,678,544	A	10/1997	Delonzor et al.
5,368,224	A	11/1994	Richardson et al.	5,685,299	A	11/1997	Diab et al.
D353,195	S	12/1994	Savage et al.	5,685,301	A	11/1997	Klomhaus
D353,196	S	12/1994	Savage et al.	5,687,719	A	11/1997	Sato et al.
5,370,114	A	12/1994	Wong et al.	5,687,722	A	11/1997	Tien et al.
5,372,136	A	12/1994	Steuer et al.	5,690,104	A	11/1997	Kanemoto et al.
5,377,676	A	1/1995	Vari et al.	5,692,503	A	12/1997	Kuenstner
5,383,874	A	1/1995	Jackson et al.	5,697,371	A	12/1997	Aoyagi
5,385,143	A	1/1995	Aoyagi	5,713,355	A	2/1998	Richardson et al.
5,387,122	A	2/1995	Goldberger et al.	5,719,589	A	2/1998	Norman et al.
5,392,777	A	2/1995	Swedlow et al.	5,720,284	A	2/1998	Aoyagi et al.
5,400,267	A	3/1995	Denen et al.	5,720,293	A	2/1998	Quinn et al.
5,413,101	A	5/1995	Sugiura	5,730,125	A	3/1998	Prutchi et al.
D359,546	S	6/1995	Savage et al.	D393,830	S	4/1998	Tobler et al.
5,421,329	A	6/1995	Casciani et al.	5,742,718	A	4/1998	Harman et al.
5,424,545	A	6/1995	Block et al.	5,743,262	A	4/1998	Lepper, Jr. et al.
5,425,362	A	6/1995	Siker et al.	5,743,263	A	4/1998	Baker, Jr.
5,425,375	A	6/1995	Chin et al.	5,746,206	A	5/1998	Mannheimer
5,427,093	A	6/1995	Ogawa et al.	5,746,697	A	5/1998	Swedlow et al.
5,429,128	A	7/1995	Cadell et al.	5,752,914	A	5/1998	Delonzor et al.
5,431,170	A	7/1995	Mathews	5,755,226	A	5/1998	Carim et al.
5,435,309	A	7/1995	Thomas et al.	5,758,644	A	6/1998	Diab et al.
D361,840	S	8/1995	Savage et al.	5,760,910	A	6/1998	Lepper, Jr. et al.
D362,063	S	9/1995	Savage et al.	5,769,785	A	6/1998	Diab et al.
5,452,717	A	9/1995	Branigan et al.	5,772,587	A	6/1998	Gratton et al.
D363,120	S	10/1995	Savage et al.	5,779,630	A	7/1998	Fein et al.
5,456,252	A	10/1995	Vari et al.	5,782,237	A	7/1998	Casciani et al.
5,469,845	A	11/1995	DeLonzor et al.	5,782,756	A	7/1998	Mannheimer
RE35,122	E	12/1995	Corenman et al.	5,782,757	A	7/1998	Diab et al.
5,479,934	A	1/1996	Imran	5,785,659	A	7/1998	Caro et al.
5,482,036	A	1/1996	Diab et al.	5,790,729	A	8/1998	Pologe et al.
5,487,386	A	1/1996	Wakabayashi et al.	5,791,347	A	8/1998	Flaherty et al.
5,490,505	A	2/1996	Diab et al.	5,792,052	A	8/1998	Isaacson et al.
5,490,523	A	2/1996	Isaacson et al.	5,793,485	A	8/1998	Gourley
5,494,032	A	2/1996	Robinson et al.	5,800,348	A	9/1998	Kaestle et al.
5,494,043	A	2/1996	O'Sullivan et al.	5,800,349	A	9/1998	Isaacson et al.
5,503,148	A	4/1996	Pologe et al.	5,803,910	A	9/1998	Potratz
5,520,177	A	5/1996	Ogawa	5,807,246	A	9/1998	Sakaguchi et al.
5,528,519	A	6/1996	Ohkura et al.	5,807,247	A	9/1998	Merchant et al.
5,533,507	A	7/1996	Potratz	5,810,723	A	9/1998	Aldrich
5,533,511	A	7/1996	Kaspari et al.	5,810,724	A	9/1998	Gronvall
5,534,851	A	7/1996	Russek	5,810,734	A	9/1998	Caro et al.
5,551,423	A	9/1996	Sugiura	5,817,010	A	10/1998	Hibl
5,553,615	A	9/1996	Carim et al.	5,818,985	A	10/1998	Merchant et al.
5,555,882	A	9/1996	Richardson et al.	5,823,950	A	10/1998	Diab et al.
5,561,275	A	10/1996	Savage et al.	5,823,952	A	10/1998	Levinson et al.
5,562,002	A	10/1996	Lalin	5,827,182	A	10/1998	Raley et al.
5,575,284	A	11/1996	Athan et al.	5,830,121	A	11/1998	Enomoto et al.
5,577,500	A	11/1996	Potratz	5,830,131	A	11/1998	Caro et al.
5,584,299	A	12/1996	Sakai et al.	5,830,137	A	11/1998	Sharf
5,588,427	A	12/1996	Tien	5,833,602	A	11/1998	Osemwota
5,590,649	A	1/1997	Caro et al.	5,833,618	A	11/1998	Caro et al.
5,590,652	A	1/1997	Inai	5,839,439	A	11/1998	Nierlich et al.
5,595,176	A	1/1997	Yamaura	RE36,000	E	12/1998	Swedlow et al.
5,596,992	A	1/1997	Haaland et al.	5,842,979	A	12/1998	Jarman
5,602,924	A	2/1997	Durand et al.	5,846,190	A	12/1998	Woehrle
5,603,323	A	2/1997	Pflugrath et al.	5,850,443	A	12/1998	Van Oorschot et al.
5,603,623	A	2/1997	Nishikawa et al.	5,851,178	A	12/1998	Aronow
3,316,395	A	4/1997	Lavin	5,851,179	A	12/1998	Ritson et al.
3,316,396	A	4/1997	Lavin	5,853,364	A	12/1998	Baker, Jr. et al.
5,615,672	A	4/1997	Braig et al.	5,857,462	A	1/1999	Thomas et al.
5,617,857	A	4/1997	Chader et al.	5,860,099	A	1/1999	Milios et al.
5,630,413	A	5/1997	Thomas et al.	5,860,919	A	1/1999	Kiani-Azarbayjany et al.
5,632,272	A	5/1997	Diab et al.	5,865,736	A	2/1999	Baker, Jr. et al.
5,638,816	A	6/1997	Kiani-Azarbayjany et al.	5,876,348	A	3/1999	Sugo
5,638,818	A	6/1997	Diab et al.	5,885,213	A	3/1999	Richardson et al.
5,645,059	A	7/1997	Fein et al.	5,890,929	A	4/1999	Mills et al.
5,645,060	A	7/1997	Yorkey	5,891,022	A	4/1999	Pologe
5,645,440	A	7/1997	Tobler et al.	5,891,024	A	4/1999	Jarman et al.
5,651,780	A	7/1997	Jackson et al.	5,900,632	A	5/1999	Sterling et al.
5,658,248	A	8/1997	Klein et al.	5,904,654	A	5/1999	Wohlmann et al.
5,660,567	A	8/1997	Nierlich et al.	5,910,108	A	6/1999	Solenberger
				5,916,154	A	6/1999	Hobbs et al.
				5,919,133	A	7/1999	Taylor
				5,919,134	A	7/1999	Diab
				5,921,921	A	7/1999	Potratz et al.

(56)

References Cited

U.S. PATENT DOCUMENTS

5,924,979 A	7/1999	Swedlow	6,285,895 B1	9/2001	Ristolainen et al.
5,934,277 A	8/1999	Mortz	6,285,896 B1	9/2001	Tobler et al.
5,934,925 A	8/1999	Tobler et al.	6,295,330 B1	9/2001	Skog et al.
5,939,609 A	8/1999	Knapp et al.	6,298,252 B1	10/2001	Kovach et al.
5,940,182 A	8/1999	Lepper, Jr. et al.	6,298,255 B1	10/2001	Cordero et al.
5,954,644 A	9/1999	Detting	6,301,493 B1	10/2001	Marro et al.
5,976,466 A	11/1999	Ratner et al.	6,304,675 B1	10/2001	Osbourm et al.
5,978,691 A	11/1999	Mills	6,304,767 B1	10/2001	Soller et al.
5,983,122 A	11/1999	Jarman et al.	6,308,089 B1	10/2001	von der Ruhr
5,987,343 A	11/1999	Kinast	6,317,627 B1	11/2001	Ennen et al.
5,991,355 A	11/1999	Dahlke	6,321,100 B1	11/2001	Parker
5,995,855 A	11/1999	Kiani et al.	6,325,761 B1	12/2001	Jay
5,995,856 A	11/1999	Mannheimer et al.	6,330,468 B1	12/2001	Scharf
5,995,859 A	11/1999	Takahashi	6,334,065 B1	12/2001	Al-Ali et al.
5,997,343 A	12/1999	Mills et al.	6,336,900 B1	1/2002	Alleckson et al.
5,999,841 A	12/1999	Aoyagi et al.	6,339,715 B1	1/2002	Bahr et al.
6,002,952 A	12/1999	Diab et al.	6,341,257 B1	1/2002	Haaland
6,006,119 A	12/1999	Soller et al.	6,343,224 B1	1/2002	Parker
6,011,986 A	1/2000	Diab et al.	6,356,774 B1	1/2002	Bernstein et al.
6,014,576 A	1/2000	Raley	6,349,228 B1	2/2002	Kiani et al.
6,018,673 A	1/2000	Chin et al.	6,351,658 B1	2/2002	Middleman et al.
6,018,674 A	1/2000	Aronow	6,360,113 B1	3/2002	Detting
6,023,541 A	2/2000	Merchant et al.	6,360,114 B1	3/2002	Diab et al.
6,027,452 A	2/2000	Flaherty et al.	6,363,269 B1	3/2002	Hanna et al.
6,035,223 A	3/2000	Baker, Jr.	6,368,283 B1	4/2002	Xu et al.
6,036,642 A	3/2000	Diab et al.	6,371,921 B1	4/2002	Caro et al.
6,045,509 A	4/2000	Caro et al.	6,374,129 B1	4/2002	Chin et al.
6,064,898 A	5/2000	Aldrich	6,377,828 B1	4/2002	Chaiken et al.
6,067,462 A	5/2000	Diab et al.	6,377,829 B1	4/2002	Al-Ali
6,068,594 A	5/2000	Schloemer et al.	6,388,240 B2	5/2002	Schulz et al.
6,073,037 A	6/2000	Alam et al.	6,393,310 B1	5/2002	Kuenstner
6,081,735 A	6/2000	Diab et al.	6,397,091 B2	5/2002	Diab et al.
6,083,172 A	7/2000	Baker, Jr. et al.	6,397,092 B1	5/2002	Norris et al.
6,088,607 A	7/2000	Diab et al.	6,397,093 B1	5/2002	Aldrich
6,094,592 A	7/2000	Yorkey et al.	6,402,690 B1	6/2002	Rhee et al.
6,104,938 A	8/2000	Huiku	6,408,198 B1	6/2002	Hanna et al.
6,110,522 A	8/2000	Lepper, Jr. et al.	6,411,833 B1	6/2002	Baker, Jr. et al.
6,112,107 A	8/2000	Hannula	6,415,166 B1	7/2002	Van Hoy et al.
6,122,042 A	9/2000	Wunderman et al.	6,415,233 B1	7/2002	Haaland
6,124,597 A	9/2000	Shehada et al.	6,415,236 B2	7/2002	Kobayashi et al.
6,128,521 A	10/2000	Marro et al.	6,421,549 B1	7/2002	Jacques
6,129,675 A	10/2000	Jay	6,430,437 B1	8/2002	Marro
6,132,363 A	10/2000	Freed et al.	6,430,525 B1	8/2002	Weber et al.
6,144,868 A	11/2000	Parker	6,434,408 B1	8/2002	Heckel
6,149,588 A	11/2000	Noda et al.	6,441,388 B1	8/2002	Thomas et al.
6,151,516 A	11/2000	Kiani-Azarbayjany et al.	6,453,184 B1	9/2002	Hyogo et al.
6,151,518 A	11/2000	Hayashi	6,455,340 B1	9/2002	Chua et al.
6,152,754 A	11/2000	Gerhardt et al.	6,463,310 B1	10/2002	Swedlow et al.
6,154,667 A	11/2000	Miura et al.	6,463,311 B1	10/2002	Diab
6,157,041 A	12/2000	Thomas et al.	6,466,824 B1	10/2002	Struble
6,157,850 A	12/2000	Diab et al.	6,470,199 B1	10/2002	Kopotic et al.
6,163,715 A	12/2000	Larsen et al.	6,480,729 B2	11/2002	Stone
6,165,005 A	12/2000	Mills et al.	6,490,466 B1	12/2002	Fein et al.
6,165,173 A	12/2000	Kamdar et al.	6,490,684 B1	12/2002	Fenstermaker et al.
6,174,283 B1	1/2001	Nevo et al.	6,497,659 B1	12/2002	Rafert
6,175,752 B1	1/2001	Say et al.	6,501,974 B2	12/2002	Huiku
6,184,521 B1	2/2001	Coffin et al.	6,501,975 B2	12/2002	Diab et al.
6,192,261 B1	2/2001	Gratton et al.	6,504,943 B1	1/2003	Sweatt et al.
6,206,830 B1	3/2001	Diab et al.	6,505,059 B1	1/2003	Kollias et al.
6,226,539 B1	5/2001	Potratz	6,505,060 B1	1/2003	Norris
6,229,856 B1	5/2001	Diab et al.	6,505,061 B2	1/2003	Larson
6,230,035 B1	5/2001	Aoyagi et al.	6,505,133 B1	1/2003	Hanna
6,232,609 B1	5/2001	Snyder et al.	6,510,329 B2	1/2003	Heckel
6,236,872 B1	5/2001	Diab et al.	6,515,273 B2	2/2003	Al-Ali
6,237,604 B1	5/2001	Burnside et al.	6,519,486 B1	2/2003	Edgar, Jr. et al.
6,241,683 B1	6/2001	Macklem et al.	6,519,487 B1	2/2003	Parker
6,248,083 B1	6/2001	Smith et al.	6,522,398 B2	2/2003	Cadell et al.
6,253,097 B1	6/2001	Aronow et al.	6,525,386 B1	2/2003	Mills et al.
6,256,523 B1	7/2001	Diab et al.	6,526,300 B1	2/2003	Kiani et al.
6,262,698 B1	7/2001	Blum	6,526,301 B2	2/2003	Larsen et al.
6,263,222 B1	7/2001	Diab et al.	6,528,809 B1	3/2003	Thomas et al.
6,266,551 B1	7/2001	Osadchy et al.	6,537,225 B1	3/2003	Mills
6,272,363 B1	8/2001	Casciani et al.	6,541,756 B2	4/2003	Schulz et al.
6,278,522 B1	8/2001	Lepper, Jr. et al.	6,542,763 B1	4/2003	Yamashita et al.
6,280,213 B1	8/2001	Tobler et al.	6,542,764 B1	4/2003	Al-Ali et al.
			6,545,652 B1	4/2003	Tsuji
			6,546,267 B1	4/2003	Sugiura
			6,553,241 B2	4/2003	Mannheimer et al.
			6,564,077 B2	5/2003	Mortara

(56)

References Cited

U.S. PATENT DOCUMENTS

6,571,113	B1	5/2003	Fein et al.	6,741,876	B1	5/2004	Seccina et al.
6,580,086	B1	6/2003	Schulz et al.	6,743,172	B1	6/2004	Blike
6,582,964	B1	6/2003	Samsouondar et al.	6,745,060	B2	6/2004	Diab et al.
6,584,336	B1	6/2003	Ali et al.	6,745,061	B1	6/2004	Hicks et al.
6,584,413	B1	6/2003	Keenan et al.	6,748,253	B2	6/2004	Norris et al.
6,591,123	B2	7/2003	Fein et al.	6,748,254	B2	6/2004	O'Neil et al.
6,594,511	B2	7/2003	Stone et al.	6,754,515	B1	6/2004	Pologe
6,594,518	B1	7/2003	Benaron et al.	6,754,516	B2	6/2004	Mannheimer
6,595,316	B2	7/2003	Cybulski et al.	6,760,607	B2	7/2004	Al-Ali
6,597,932	B2	7/2003	Tian et al.	6,760,609	B2	7/2004	Jacques
6,597,933	B2	7/2003	Kiani et al.	6,770,028	B1	8/2004	Ali et al.
6,600,940	B1	7/2003	Fein et al.	6,771,994	B2	8/2004	Kiani et al.
6,606,509	B2	8/2003	Schmitt	6,773,397	B2	8/2004	Kelly
6,606,510	B2	8/2003	Swedlow et al.	6,778,923	B2	8/2004	Norris et al.
6,606,511	B1	8/2003	Ali et al.	6,780,158	B2	8/2004	Yarita
6,609,016	B1	8/2003	Lynn	6,788,849	B1	9/2004	Pawluczyk
6,611,698	B1	8/2003	Yamashita et al.	6,792,300	B1	9/2004	Diab et al.
6,614,521	B2	9/2003	Samsouondar et al.	6,800,373	B2	10/2004	Corczyca
6,615,064	B1	9/2003	Aldrich	6,801,797	B2	10/2004	Mannheimer et al.
6,615,151	B1	9/2003	Seccina et al.	6,801,799	B2	10/2004	Mendelson
6,618,602	B2	9/2003	Levin	6,810,277	B2	10/2004	Edgar, Jr. et al.
6,622,095	B2	9/2003	Kobayashi et al.	6,813,511	B2	11/2004	Diab et al.
6,628,975	B1	9/2003	Fein et al.	6,816,741	B2	11/2004	Diab
6,631,281	B1	10/2003	Kastle	6,819,950	B2	11/2004	Mills
6,632,181	B2	10/2003	Flaherty et al.	6,822,564	B2	11/2004	Al-Ali
6,639,668	B1	10/2003	Trepagnier	6,825,619	B2	11/2004	Norris
6,640,116	B2	10/2003	Diab	6,826,419	B2	11/2004	Diab et al.
6,643,530	B2	11/2003	Diab et al.	6,829,496	B2	12/2004	Nagai et al.
6,645,142	B2	11/2003	Braig et al.	6,829,501	B2	12/2004	Nielsen et al.
6,650,917	B2	11/2003	Diab et al.	6,830,711	B2	12/2004	Mills et al.
6,654,623	B1	11/2003	Kastle	6,836,679	B2	12/2004	Baker, Jr. et al.
6,654,624	B2	11/2003	Diab et al.	6,839,579	B1	1/2005	Chin
6,657,717	B2	12/2003	Cadell et al.	6,839,580	B2	1/2005	Zonios et al.
6,658,276	B2	12/2003	Kianl et al.	6,839,582	B2	1/2005	Heckel
6,658,277	B2	12/2003	Wasserman	6,842,702	B2	1/2005	Haaland et al.
6,661,161	B1	12/2003	Lanzo et al.	6,845,256	B2	1/2005	Chin et al.
6,662,033	B2	12/2003	Casciani et al.	6,847,835	B1	1/2005	Yamanishi
6,665,551	B1	12/2003	Suzuki	6,850,787	B2	2/2005	Weber et al.
6,668,183	B2	12/2003	Hicks et al.	6,850,788	B2	2/2005	Al-Ali
6,671,526	B1	12/2003	Aoyagi et al.	6,852,083	B2	2/2005	Caro et al.
6,671,531	B2	12/2003	Al-Ali et al.	6,861,639	B2	3/2005	Al-Ali
6,675,031	B1	1/2004	Porges et al.	6,861,641	B1	3/2005	Adams
6,675,106	B1	1/2004	Keenan et al.	6,869,402	B2	3/2005	Arnold
6,676,600	B1	1/2004	Conero et al.	6,882,874	B2	4/2005	Huiku
6,678,543	B2	1/2004	Diab et al.	6,898,452	B2	5/2005	Al-Ali et al.
6,681,126	B2	1/2004	Solenberger	6,912,049	B2	6/2005	Pawluczyk et al.
6,684,090	B2	1/2004	Ali et al.	6,917,422	B2	7/2005	Samsouondar et al.
6,684,091	B2	1/2004	Parker	6,919,566	B1	7/2005	Cadell
6,687,620	B1	2/2004	Haaland et al.	6,920,345	B2	7/2005	Al-Ali et al.
6,690,466	B2	2/2004	Miller et al.	6,921,367	B2	7/2005	Mills
6,694,157	B1	2/2004	Stone et al.	6,922,645	B2	7/2005	Haaland et al.
6,697,655	B2	2/2004	Sueppel et al.	6,928,311	B1	8/2005	Pawluczyk et al.
6,697,656	B1	2/2004	Al-Ali	6,931,268	B1	8/2005	Kiani-Azarbayjany et al.
6,697,657	B1	2/2004	Shehada et al.	6,931,269	B2	8/2005	Terry
6,697,658	B2	2/2004	Al-Ali	6,934,570	B2	8/2005	Kiani et al.
RE38,476	E	3/2004	Diab et al.	6,939,305	B2	9/2005	Flaherty et al.
6,699,194	B1	3/2004	Diab et al.	6,943,348	B1	9/2005	Coffin, IV
6,701,170	B2	3/2004	Stetson	6,944,487	B2	9/2005	Maynard et al.
6,708,049	B1	3/2004	Berson et al.	6,950,687	B2	9/2005	Al-Ali
6,711,503	B2	3/2004	Haaland	6,956,572	B2	10/2005	Zaleski
6,714,803	B1	3/2004	Mortz	6,961,598	B2	11/2005	Diab
6,714,804	B2	3/2004	Al-Ali et al.	6,970,792	B1	11/2005	Diab
6,714,805	B2	3/2004	Jeon et al.	6,975,891	B2	12/2005	Pawluczyk
RE38,492	E	4/2004	Diab et al.	6,979,812	B2	12/2005	Al-Ali
6,719,705	B2	4/2004	Mills	6,985,764	B2	1/2006	Mason et al.
6,720,734	B2	4/2004	Norris	6,987,994	B1	1/2006	Mortz
6,721,582	B2	4/2004	Trepagnier et al.	6,993,371	B2	1/2006	Kiani et al.
6,721,584	B2	4/2004	Baker, Jr. et al.	6,996,427	B2	2/2006	Ali et al.
6,721,585	B1	4/2004	Parker	6,999,904	B2	2/2006	Weber et al.
6,725,074	B1	4/2004	Kastle	7,001,337	B2	2/2006	Dekker
6,725,075	B2	4/2004	Al-Ali	7,003,338	B2	2/2006	Weber et al.
6,726,634	B2	4/2004	Freeman	7,003,339	B2	2/2006	Diab et al.
6,728,560	B2	4/2004	Kollias et al.	7,006,856	B2	2/2006	Baker, Jr. et al.
6,735,459	B2	5/2004	Parker	7,015,451	B2	3/2006	Dalke et al.
6,741,875	B1	5/2004	Pawluczyk et al.	7,024,233	B2	4/2006	Ali et al.
				7,027,849	B2	4/2006	Al-Ali
				7,030,749	B2	4/2006	Al-Ali
				7,039,449	B2	5/2006	Al-Ali
				7,041,060	B2	5/2006	Flaherty et al.

(56)

References Cited

U.S. PATENT DOCUMENTS

7,044,918 B2	5/2006	Diab	7,647,083 B2	1/2010	Al-Ali et al.
7,067,893 B2	6/2006	Mills et al.	D609,193 S	2/2010	Al-Ali et al.
7,096,052 B2	8/2006	Mason et al.	7,670,726 B2	3/2010	Lu
7,096,054 B2	8/2006	Abdul-Hafiz et al.	7,679,519 B2	3/2010	Lindner et al.
7,132,641 B2	11/2006	Schulz et al.	D614,305 S	4/2010	Al-Ali et al.
7,142,901 B2	11/2006	Kiani et al.	RE41,317 E	5/2010	Parker
7,149,561 B2	12/2006	Diab	7,729,733 B2	6/2010	Al-Ali et al.
7,186,966 B2	3/2007	Al-Ali	7,734,320 B2	6/2010	Al-Ali
7,190,261 B2	3/2007	Al-Ali	7,761,127 B2	7/2010	Al-Ali et al.
7,215,984 B2	5/2007	Diab et al.	7,761,128 B2	7/2010	Al-Ali et al.
7,215,986 B2	5/2007	Diab et al.	7,764,982 B2	7/2010	Dalke et al.
7,221,971 B2	5/2007	Diab et al.	D621,516 S	8/2010	Kiani et al.
7,225,006 B2	5/2007	Al-Ali et al.	7,791,155 B2	9/2010	Diab
7,225,007 B2	5/2007	Al-Ali et al.	7,801,581 B2	9/2010	Diab
RE39,672 E	6/2007	Shehada et al.	7,822,452 B2	10/2010	Schurman et al.
7,239,905 B2	7/2007	Kiani-Azarbayjany et al.	RE41,912 E	11/2010	Parker
7,245,953 B1	7/2007	Parker	7,844,313 B2	11/2010	Kiani et al.
7,254,429 B2	8/2007	Schurman et al.	7,844,314 B2	11/2010	Al-Ali
7,254,431 B2	8/2007	Al-Ali et al.	7,844,315 B2	11/2010	Al-Ali
7,254,433 B2	8/2007	Diab et al.	7,865,222 B2	1/2011	Weber et al.
7,254,434 B2	8/2007	Schulz et al.	7,873,497 B2	1/2011	Weber et al.
7,272,425 B2	9/2007	Al-Ali	7,880,606 B2	2/2011	Al-Ali
7,274,955 B2	9/2007	Kiani et al.	7,880,626 B2	2/2011	Al-Ali et al.
D554,263 S	10/2007	Al-Ali	7,891,355 B2	2/2011	Al-Ali et al.
7,280,858 B2	10/2007	Al-Ali et al.	7,894,868 B2	2/2011	Al-Ali et al.
7,289,835 B2	10/2007	Mansfield et al.	7,899,507 B2	3/2011	Al-Ali et al.
7,292,883 B2	11/2007	De Felice et al.	7,899,518 B2	3/2011	Trepagnier et al.
7,295,866 B2	11/2007	Al-Ali	7,904,132 B2	3/2011	Weber et al.
7,299,080 B2	11/2007	Acosta et al.	7,909,772 B2	3/2011	Popov et al.
7,328,053 B1	2/2008	Diab et al.	7,910,875 B2	3/2011	Al-Ali
7,332,784 B2	2/2008	Mills et al.	7,919,713 B2	4/2011	Al-Ali et al.
7,340,287 B2	3/2008	Mason et al.	7,937,128 B2	5/2011	Al-Ali
7,341,559 B2	3/2008	Schulz et al.	7,937,129 B2	5/2011	Mason et al.
7,343,186 B2	3/2008	Lamego et al.	7,937,130 B2	5/2011	Diab et al.
D566,282 S	4/2008	Al-Ali et al.	7,941,199 B2	5/2011	Kiani
7,355,512 B1	4/2008	Al-Ali	7,951,086 B2	5/2011	Flaherty et al.
7,356,365 B2	4/2008	Schurman	7,957,780 B2	6/2011	Lamego et al.
7,371,981 B2	5/2008	Abdul-Hafiz	7,962,188 B2	6/2011	Kiani et al.
7,373,193 B2	5/2008	Al-Ali et al.	7,962,190 B1	6/2011	Diab et al.
7,373,194 B2	5/2008	Weber et al.	7,976,472 B2	7/2011	Kiani
7,376,453 B1	5/2008	Diab et al.	7,988,637 B2	8/2011	Diab
7,377,794 B2	5/2008	Al-Ali et al.	7,990,382 B2	8/2011	Kiani
7,377,899 B2	5/2008	Weber et al.	7,991,446 B2	8/2011	Al-Ali et al.
7,383,070 B2	6/2008	Diab et al.	8,000,761 B2	8/2011	Al-Ali
7,415,297 B2	8/2008	Al-Ali et al.	8,008,088 B2	8/2011	Bellott et al.
7,428,432 B2	9/2008	Ali et al.	RE42,753 E	9/2011	Kiani-Azarbayjany et al.
7,438,683 B2	10/2008	Al-Ali et al.	8,019,400 B2	9/2011	Diab et al.
7,440,787 B2	10/2008	Diab	8,028,701 B2	10/2011	Al-Ali et al.
7,454,240 B2	11/2008	Diab et al.	8,029,765 B2	10/2011	Bellott et al.
7,457,652 B2	11/2008	Porges et al.	8,036,727 B2	10/2011	Schurman et al.
7,467,002 B2	12/2008	Weber et al.	8,036,728 B2	10/2011	Diab et al.
7,469,157 B2	12/2008	Diab et al.	8,046,040 B2	10/2011	Ali et al.
7,471,969 B2	12/2008	Diab et al.	8,046,041 B2	10/2011	Diab et al.
7,471,971 B2	12/2008	Diab et al.	8,046,042 B2	10/2011	Diab et al.
7,483,729 B2	1/2009	Al-Ali et al.	8,048,040 B2	11/2011	Kiani
7,483,730 B2	1/2009	Diab et al.	8,050,728 B2	11/2011	Al-Ali et al.
7,489,958 B2	2/2009	Diab et al.	RE43,169 E	2/2012	Parker
7,496,391 B2	2/2009	Diab et al.	8,118,620 B2	2/2012	Al-Ali et al.
7,496,393 B2	2/2009	Diab et al.	8,126,528 B2	2/2012	Diab et al.
D587,657 S	3/2009	Al-Ali et al.	8,128,572 B2	3/2012	Diab et al.
7,499,741 B2	3/2009	Diab et al.	8,130,105 B2	3/2012	Al-Ali et al.
7,499,835 B2	3/2009	Weber et al.	8,145,287 B2	3/2012	Diab et al.
7,500,950 B2	3/2009	Al-Ali et al.	8,150,487 B2	4/2012	Diab et al.
7,509,154 B2	3/2009	Diab et al.	8,175,672 B2	5/2012	Parker
7,509,494 B2	3/2009	Al-Ali	8,180,420 B2	5/2012	Diab et al.
7,510,849 B2	3/2009	Schurman et al.	8,182,443 B1	5/2012	Kiani
7,526,328 B2	4/2009	Diab et al.	8,185,180 B2	5/2012	Diab et al.
7,530,942 B1	5/2009	Diab	8,190,223 B2	5/2012	Al-Ali et al.
7,530,949 B2	5/2009	Al Ali et al.	8,190,227 B2	5/2012	Diab et al.
7,530,955 B2	5/2009	Diab et al.	8,203,438 B2	6/2012	Kiani et al.
7,563,110 B2	7/2009	Al-Ali et al.	8,203,704 B2	6/2012	Merritt et al.
7,596,398 B2	9/2009	Al-Ali et al.	8,204,566 B2	6/2012	Schurman et al.
7,606,861 B2	10/2009	Killcommons et al.	8,219,172 B2	7/2012	Schurman et al.
7,618,375 B2	11/2009	Flaherty et al.	8,228,181 B2	7/2012	Al-Ali et al.
D606,659 S	12/2009	Kiani et al.	8,229,532 B2	7/2012	Davis
			8,229,533 B2	7/2012	Diab et al.
			8,233,955 B2	7/2012	Al-Ali et al.
			8,244,325 B2	8/2012	Al-Ali et al.
			8,255,026 B1	8/2012	Al-Ali

(56)

References Cited

U.S. PATENT DOCUMENTS

8,255,027 B2	8/2012	Al-Ali et al.	8,676,286 B2	3/2014	Weber et al.
8,255,028 B2	8/2012	Al-Ali et al.	8,682,407 B2	3/2014	Al-Ali
8,260,577 B2	9/2012	Weber et al.	RE44,823 E	4/2014	Parker
8,265,723 B1	9/2012	McHale et al.	RE44,875 E	4/2014	Kiani et al.
8,274,360 B2	9/2012	Sampath et al.	8,690,799 B2	4/2014	Telfort et al.
8,301,217 B2	10/2012	Al-Ali et al.	8,700,112 B2	4/2014	Kiani
8,306,596 B2	11/2012	Schurman et al.	8,702,627 B2	4/2014	Telfort et al.
8,310,336 B2	11/2012	Muhsin et al.	8,706,179 B2	4/2014	Parker
8,315,683 B2	11/2012	Al-Ali et al.	8,712,494 B1	4/2014	MacNeish, III et al.
RE43,860 E	12/2012	Parker	8,715,206 B2	5/2014	Telfort et al.
8,337,403 B2	12/2012	Al-Ali et al.	8,718,735 B2	5/2014	Lamego et al.
8,346,330 B2	1/2013	Lamego	8,718,737 B2	5/2014	Diab et al.
8,353,842 B2	1/2013	Al-Ali et al.	8,718,738 B2	5/2014	Blank et al.
8,355,766 B2	1/2013	MacNeish, III et al.	8,720,249 B2	5/2014	Al-Ali
8,359,080 B2	1/2013	Diab et al.	8,721,541 B2	5/2014	Al-Ali et al.
8,364,223 B2	1/2013	Al-Ali et al.	8,721,542 B2	5/2014	Al-Ali et al.
8,364,226 B2	1/2013	Diab et al.	8,723,677 B1	5/2014	Kiani
8,374,665 B2	2/2013	Lamego	8,740,792 B1	6/2014	Kiani et al.
8,385,995 B2	2/2013	Al-Ali et al.	8,754,776 B2	6/2014	Poeze et al.
8,385,996 B2	2/2013	Dalke et al.	8,755,535 B2	6/2014	Telfort et al.
8,388,353 B2	3/2013	Kiani et al.	8,755,856 B2	6/2014	Diab et al.
8,399,822 B2	3/2013	Al-Ali	8,755,872 B1	6/2014	Marinow
8,401,602 B2	3/2013	Kiani	8,761,850 B2	6/2014	Lamego
8,405,608 B2	3/2013	Al-Ali et al.	8,764,671 B2	7/2014	Kiani
8,414,499 B2	4/2013	Al-Ali et al.	8,768,423 B2	7/2014	Shakespeare et al.
8,418,524 B2	4/2013	Al-Ali	8,771,204 B2	7/2014	Telfort et al.
8,423,106 B2	4/2013	Lamego et al.	8,777,634 B2	7/2014	Kiani et al.
8,428,967 B2	4/2013	Olsen et al.	8,781,543 B2	7/2014	Diab et al.
8,430,817 B1	4/2013	Al-Ali et al.	8,781,544 B2	7/2014	Al-Ali et al.
8,437,825 B2	5/2013	Dalvi et al.	8,781,549 B2	7/2014	Al-Ali et al.
8,455,290 B2	6/2013	Siskavich	8,788,003 B2	7/2014	Schurman et al.
8,457,703 B2	6/2013	Al-Ali	8,790,268 B2	7/2014	Al-Ali
8,457,707 B2	6/2013	Kiani	8,801,613 B2	8/2014	Al-Ali et al.
8,463,349 B2	6/2013	Diab et al.	8,821,397 B2	9/2014	Al-Ali et al.
8,466,286 B2	6/2013	Bellott et al.	8,821,415 B2	9/2014	Al-Ali et al.
8,471,713 B2	6/2013	Poeze et al.	8,830,449 B1	9/2014	Lamego et al.
8,473,020 B2	6/2013	Kiani et al.	8,831,700 B2	9/2014	Schurman et al.
8,483,787 B2	7/2013	Al-Ali et al.	8,840,549 B2	9/2014	Al-Ali et al.
8,489,364 B2	7/2013	Weber et al.	8,847,740 B2	9/2014	Kiani et al.
8,498,684 B2	7/2013	Weber et al.	8,849,365 B2	9/2014	Smith et al.
8,504,128 B2	8/2013	Blank et al.	8,852,094 B2	10/2014	Al-Ali et al.
8,509,867 B2	8/2013	Workman et al.	8,852,994 B2	10/2014	Wojtczuk et al.
8,515,509 B2	8/2013	Bruinsma et al.	8,868,147 B2	10/2014	Stippick et al.
8,523,781 B2	9/2013	Al-Ali	8,868,150 B2	10/2014	Al-Ali et al.
8,529,301 B2	9/2013	Al-Ali et al.	8,870,792 B2	10/2014	Al-Ali et al.
8,532,727 B2	9/2013	Al-Ali et al.	8,886,271 B2	11/2014	Kiani et al.
8,532,728 B2	9/2013	Diab et al.	8,888,539 B2	11/2014	Al-Ali et al.
D692,145 S	10/2013	Al-Ali et al.	8,888,708 B2	11/2014	Diab et al.
8,547,209 B2	10/2013	Kiani et al.	8,892,180 B2	11/2014	Weber et al.
8,548,548 B2	10/2013	Al-Ali	8,897,847 B2	11/2014	Al-Ali
8,548,549 B2	10/2013	Schurman et al.	8,909,310 B2	12/2014	Lamego et al.
8,548,550 B2	10/2013	Al-Ali et al.	8,911,377 B2	12/2014	Al-Ali
8,560,032 B2	10/2013	Al-Ali et al.	8,912,909 B2	12/2014	Al-Ali et al.
8,560,034 B1	10/2013	Diab et al.	8,920,317 B2	12/2014	Al-Ali et al.
8,570,167 B2	10/2013	Al-Ali	8,921,699 B2	12/2014	Al-Ali et al.
8,570,503 B2	10/2013	Vo et al.	8,922,382 B2	12/2014	Al-Ali et al.
8,571,617 B2	10/2013	Reichgott et al.	8,929,964 B2	1/2015	Al-Ali et al.
8,571,618 B1	10/2013	Lamego et al.	8,942,777 B2	1/2015	Diab et al.
8,571,619 B2	10/2013	Al-Ali et al.	8,948,834 B2	2/2015	Diab et al.
8,577,431 B2	11/2013	Lamego et al.	8,948,835 B2	2/2015	Diab
8,581,732 B2	11/2013	Al-Ali et al.	8,965,471 B2	2/2015	Lamego et al.
8,584,345 B2	11/2013	Al-Ali et al.	8,983,564 B2	3/2015	Al-Ali
8,588,880 B2	11/2013	Abdul-Hafiz et al.	8,989,831 B2	3/2015	Al-Ali et al.
8,600,467 B2	12/2013	Al-Ali et al.	8,996,085 B2	3/2015	Kiani et al.
8,606,342 B2	12/2013	Diab	8,998,809 B2	4/2015	Kiani
8,626,255 B2	1/2014	Al-Ali et al.	9,028,429 B2	5/2015	Telfort et al.
8,630,691 B2	1/2014	Lamego et al.	9,037,207 B2	5/2015	Al-Ali et al.
8,634,889 B2	1/2014	Al-Ali et al.	9,060,721 B2	6/2015	Reichgott et al.
8,641,631 B2	2/2014	Sierra et al.	9,066,666 B2	6/2015	Kiani
8,652,060 B2	2/2014	Al-Ali	9,066,680 B1	6/2015	Al-Ali et al.
8,663,107 B2	3/2014	Kiani	9,072,474 B2	7/2015	Al-Ali et al.
8,666,468 B1	3/2014	Al-Ali	9,078,560 B2	7/2015	Schurman et al.
8,667,967 B2	3/2014	Al-Ali et al.	9,084,569 B2	7/2015	Weber et al.
8,670,811 B2	3/2014	O'Reilly	9,095,316 B2	8/2015	Welch et al.
8,670,814 B2	3/2014	Diab et al.	9,106,038 B2	8/2015	Telfort et al.
			9,107,625 B2	8/2015	Telfort et al.
			9,107,626 B2	8/2015	Al-Ali et al.
			9,113,831 B2	8/2015	Al-Ali
			9,113,832 B2	8/2015	Al-Ali

(56)

References Cited

U.S. PATENT DOCUMENTS

9,119,595 B2	9/2015	Lamego	2002/0026107 A1	2/2002	Kiani et al.
9,131,881 B2	9/2015	Diab et al.	2002/0035315 A1	3/2002	Ali et al.
9,131,882 B2	9/2015	Al-Ali et al.	2002/0035318 A1	3/2002	Mannheimer et al.
9,131,883 B2	9/2015	Al-Ali	2002/0038078 A1	3/2002	Ito
9,131,917 B2	9/2015	Telfort et al.	2002/0038081 A1	3/2002	Fein et al.
9,138,180 B1	9/2015	Coverston et al.	2002/0051290 A1	5/2002	Hannington
9,138,182 B2	9/2015	Al-Ali et al.	2002/0059047 A1	5/2002	Haaland
9,138,192 B2	9/2015	Weber et al.	2002/0068858 A1	6/2002	Braig et al.
9,142,117 B2	9/2015	Muhsin et al.	2002/0082488 A1	6/2002	Al-Ali et al.
9,153,112 B1	10/2015	Kiani et al.	2002/0095076 A1	7/2002	Krausman et al.
9,153,121 B2	10/2015	Kiani et al.	2002/0095077 A1	7/2002	Swedlow et al.
9,161,696 B2	10/2015	Al-Ali et al.	2002/0095078 A1	7/2002	Mannheimer et al.
9,161,713 B2	10/2015	Al-Ali et al.	2002/0111748 A1	8/2002	Kobayashi et al.
9,167,995 B2	10/2015	Lamego et al.	2002/0115919 A1	8/2002	Al-Ali
9,176,141 B2	11/2015	Al-Ali et al.	2002/0154665 A1	10/2002	Funabashi et al.
9,186,102 B2	11/2015	Bruinsma et al.	2002/0156353 A1	10/2002	Larson
9,192,312 B2	11/2015	Al-Ali	2002/0159002 A1	10/2002	Chang
9,192,329 B2	11/2015	Al-Ali	2002/0161291 A1	10/2002	Kiani et al.
9,192,351 B1	11/2015	Telfort et al.	2002/0165440 A1	11/2002	Mason et al.
9,195,385 B2	11/2015	Al-Ali et al.	2002/0183819 A1	12/2002	Struble
9,211,072 B2	12/2015	Kiani	2002/0198442 A1	12/2002	Rantala et al.
9,211,095 B1	12/2015	Al-Ali	2003/0045784 A1	3/2003	Palatnik et al.
9,218,454 B2	12/2015	Kiani et al.	2003/0045785 A1	3/2003	Diab et al.
9,226,696 B2	1/2016	Kiani	2003/0049232 A1	3/2003	Page et al.
9,241,662 B2	1/2016	Al-Ali et al.	2003/0109775 A1	6/2003	O'Neil et al.
9,245,668 B1	1/2016	Vo et al.	2003/0116769 A1	6/2003	Song et al.
9,259,185 B2	2/2016	Abdul-Hafiz et al.	2003/0117296 A1	6/2003	Seely
9,267,572 B2	2/2016	Barker et al.	2003/0120160 A1	6/2003	Yarita
9,277,880 B2	3/2016	Poeze et al.	2003/0120164 A1	6/2003	Nielsen et al.
9,289,167 B2	3/2016	Diab et al.	2003/0135099 A1	7/2003	Al-Ali
9,295,421 B2	3/2016	Kiani et al.	2003/0139657 A1	7/2003	Solenberger
9,307,928 B1	4/2016	Al-Ali et al.	2003/0160257 A1	8/2003	Bader et al.
9,323,894 B2	4/2016	Kiani	2003/0195402 A1	10/2003	Fein et al.
D755,392 S	5/2016	Hwang et al.	2004/0006261 A1	1/2004	Swedlow et al.
9,326,712 B1	5/2016	Kiani	2004/0033618 A1	2/2004	Haass et al.
9,333,316 B2	5/2016	Kiani	2004/0034898 A1	2/2004	Bruegl
9,339,220 B2	5/2016	Lamego et al.	2004/0059209 A1	3/2004	Al Ali et al.
9,341,565 B2	5/2016	Lamego et al.	2004/0064259 A1	4/2004	Haaland et al.
9,351,673 B2	5/2016	Diab et al.	2004/0081621 A1	4/2004	Arndt et al.
9,351,675 B2	5/2016	Al-Ali et al.	2004/0092805 A1	5/2004	Yarita
9,364,181 B2	6/2016	Kiani et al.	2004/0097797 A1	5/2004	Porges et al.
9,368,671 B2	6/2016	Wojtczuk et al.	2004/0133087 A1	7/2004	Al-Ali et al.
9,370,325 B2	6/2016	Al-Ali et al.	2004/0138538 A1	7/2004	Stetson
9,370,326 B2	6/2016	McHale et al.	2004/0138540 A1	7/2004	Baker, Jr. et al.
9,370,335 B2	6/2016	Al-Ali et al.	2004/0147822 A1	7/2004	Al-Ali et al.
9,375,185 B2	6/2016	Al-Ali et al.	2004/0147823 A1	7/2004	Kiani et al.
9,386,953 B2	7/2016	Al-Ali	2004/0158132 A1	8/2004	Zaleski
9,386,961 B2	7/2016	Al-Ali et al.	2004/0158134 A1	8/2004	Diab et al.
9,392,945 B2	7/2016	Al-Ali et al.	2004/0158135 A1	8/2004	Baker, Jr. et al.
9,397,448 B2	7/2016	Al-Ali et al.	2004/0158162 A1	8/2004	Narimatsu
9,408,542 B1	8/2016	Kinast et al.	2004/0162472 A1	8/2004	Berson et al.
9,436,645 B2	9/2016	Al-Ali et al.	2004/0167382 A1	8/2004	Gardner et al.
9,445,759 B1	9/2016	Lamego et al.	2004/0171940 A1	9/2004	Narimatsu
9,466,919 B2	10/2016	Kiani et al.	2004/0176670 A1	9/2004	Takamura et al.
9,474,474 B2	10/2016	Lamego et al.	2004/0181134 A1	9/2004	Baker, Jr. et al.
9,480,422 B2	11/2016	Al-Ali	2004/0199063 A1	10/2004	O'Neil et al.
9,480,435 B2	11/2016	Olsen	2004/0204639 A1	10/2004	Casciani et al.
9,492,110 B2	11/2016	Al-Ali et al.	2004/0204868 A1	10/2004	Maynard et al.
9,510,779 B2	12/2016	Poeze et al.	2004/0229391 A1	11/2004	Ohya et al.
9,517,024 B2	12/2016	Kiani et al.	2004/0262046 A1	12/2004	Simon et al.
9,532,722 B2	1/2017	Lamego et al.	2004/0267103 A1	12/2004	Li et al.
9,538,949 B2	1/2017	Al-Ali et al.	2004/0267140 A1	12/2004	Ito et al.
9,538,980 B2	1/2017	Telfort et al.	2005/0011488 A1	1/2005	Doucet
9,549,696 B2	1/2017	Lamego et al.	2005/0033128 A1	2/2005	Ali et al.
9,554,737 B2	1/2017	Schurman et al.	2005/0043902 A1	2/2005	Haaland et al.
9,560,996 B2	2/2017	Kiani	2005/0049469 A1	3/2005	Aoyagi et al.
9,560,998 B2	2/2017	Al-Ali et al.	2005/0054908 A1	3/2005	Blank et al.
9,566,019 B2	2/2017	Al-Ali et al.	2005/0070773 A1	3/2005	Chin et al.
9,579,039 B2	2/2017	Jansen et al.	2005/0070775 A1	3/2005	Chin et al.
9,750,443 B2	9/2017	Smith et al.	2005/0075546 A1	4/2005	Samsoondar et al.
9,839,381 B1	12/2017	Weber et al.	2005/0085704 A1	4/2005	Schulz et al.
9,848,807 B2	12/2017	Lamego	2005/0085735 A1	4/2005	Baker, Jr. et al.
2001/0044700 A1	11/2001	Kobayashi et al.	2005/0115561 A1	6/2005	Stahmann et al.
2001/0045532 A1	11/2001	Schulz et al.	2005/0124871 A1	6/2005	Baker, Jr. et al.
2002/0021269 A1	2/2002	Rast	2005/0143634 A1	6/2005	Baker, Jr. et al.
			2005/0143943 A1	6/2005	Brown
			2005/0148834 A1	7/2005	Hull et al.
			2005/0184895 A1	8/2005	Petersen et al.
			2005/0187446 A1	8/2005	Nordstrom et al.

(56)

References Cited

U.S. PATENT DOCUMENTS

2005/0187447	A1	8/2005	Chew et al.	2012/0283524	A1	11/2012	Kiani et al.
2005/0187448	A1	8/2005	Petersen et al.	2012/0286955	A1	11/2012	Welch et al.
2005/0187449	A1	8/2005	Chew et al.	2012/0296178	A1	11/2012	Lamego et al.
2005/0187450	A1	8/2005	Chew et al.	2012/0319816	A1	12/2012	Al-Ali
2005/0187452	A1	8/2005	Petersen et al.	2012/0330112	A1	12/2012	Lamego et al.
2005/0187453	A1	8/2005	Petersen et al.	2013/0023775	A1	1/2013	Lamego et al.
2005/0197549	A1	9/2005	Baker, Jr.	2013/0041591	A1	2/2013	Lamego
2005/0197579	A1	9/2005	Baker, Jr.	2013/0045685	A1	2/2013	Kiani
2005/0197793	A1	9/2005	Baker, Jr.	2013/0046204	A1	2/2013	Lamego et al.
2005/0203357	A1	9/2005	Debreczeny et al.	2013/0060108	A1	3/2013	Schurman et al.
2005/0207943	A1	9/2005	Puzey	2013/0060147	A1	3/2013	Welch et al.
2005/0209515	A1	9/2005	Hockersmith et al.	2013/0079610	A1	3/2013	Al-Ali
2005/0228253	A1	10/2005	Debreczeny	2013/0096405	A1	4/2013	Garfio
2005/0250997	A1	11/2005	Takedo et al.	2013/0096936	A1	4/2013	Sampath et al.
2006/0030764	A1	2/2006	Porges et al.	2013/0109935	A1	5/2013	Al-Ali et al.
2006/0210120	A1	9/2006	Rowe et al.	2013/0162433	A1	6/2013	Muhsin et al.
2006/0211922	A1	9/2006	Al-Ali et al.	2013/0178749	A1	7/2013	Lamego
2006/0211923	A1	9/2006	Al-Ali et al.	2013/0190581	A1	7/2013	Al-Ali et al.
2006/0211924	A1	9/2006	Smith et al.	2013/0197328	A1	8/2013	Diab et al.
2006/0211925	A1	9/2006	Lamego et al.	2013/0211214	A1	8/2013	Olsen
2006/0211932	A1	9/2006	Al-Ali et al.	2013/0243021	A1	9/2013	Siskavich
2006/0226992	A1	10/2006	Al-Ali et al.	2013/0253334	A1	9/2013	Al-Ali et al.
2006/0229509	A1	10/2006	Al-Ali et al.	2013/0267804	A1	10/2013	Al-Ali
2006/0238358	A1	10/2006	Al-Ali et al.	2013/0274571	A1	10/2013	Diab et al.
2006/0241358	A1	10/2006	Al-Ali et al.	2013/0274572	A1	10/2013	Al-Ali et al.
2006/0241363	A1	10/2006	Al-Ali et al.	2013/0296672	A1	11/2013	O'Neil et al.
2006/0264718	A1	11/2006	Ruchti et al.	2013/0296713	A1	11/2013	Al-Ali et al.
2007/0078311	A1	4/2007	Al-Ali et al.	2013/0317327	A1	11/2013	Al-Ali
2007/0093701	A1	4/2007	Myers	2013/0317370	A1	11/2013	Dalvi et al.
2007/0149864	A1	6/2007	Laakkonen	2013/0324808	A1	12/2013	Al-Ali et al.
2007/0129616	A1	7/2007	Rantala	2013/0324817	A1	12/2013	Diab
2007/0185397	A1	8/2007	Govari et al.	2013/0331660	A1	12/2013	Al-Ali et al.
2007/0282478	A1	12/2007	Al-Ali et al.	2013/0331670	A1	12/2013	Kiani
2008/0281174	A1	11/2008	Dietiker	2013/0338461	A1	12/2013	Lamego et al.
2009/0163775	A1	6/2009	Barrett et al.	2014/0012100	A1	1/2014	Al-Ali et al.
2009/0247849	A1	10/2009	McCutcheon et al.	2014/0025306	A1	1/2014	Weber et al.
2009/0247924	A1	10/2009	Lamego et al.	2014/0031650	A1	1/2014	Weber et al.
2009/0247984	A1	10/2009	Lamego et al.	2014/0034353	A1	2/2014	Al-Ali et al.
2009/0275844	A1	11/2009	Al-Ali	2014/0051952	A1	2/2014	Reichgott et al.
2009/0299157	A1	12/2009	Telfort et al.	2014/0051953	A1	2/2014	Lamego et al.
2010/0004518	A1	1/2010	Vo et al.	2014/0051954	A1	2/2014	Al-Ali et al.
2010/0030040	A1	2/2010	Poeze et al.	2014/0058230	A1	2/2014	Abdul-Hafiz et al.
2010/0069725	A1	3/2010	Al-Ali	2014/0066783	A1	3/2014	Kiani et al.
2010/0261979	A1	10/2010	Kiani	2014/0077956	A1	3/2014	Sampath et al.
2010/0317936	A1	12/2010	Al-Ali et al.	2014/0081097	A1	3/2014	Al-Ali et al.
2011/0001605	A1	1/2011	Kiani et al.	2014/0081100	A1	3/2014	Muhsin et al.
2011/0009719	A1	1/2011	Al-Ali et al.	2014/0081175	A1	3/2014	Telfort
2011/0082711	A1	4/2011	Poeze et al.	2014/0094667	A1	4/2014	Schurman et al.
2011/0105854	A1	5/2011	Kiani et al.	2014/0100434	A1	4/2014	Diab et al.
2011/0125060	A1	5/2011	Telfort et al.	2014/0114199	A1	4/2014	Lamego et al.
2011/0172967	A1	7/2011	Al-Ali et al.	2014/0120564	A1	5/2014	Workman et al.
2011/0208015	A1	8/2011	Welch et al.	2014/0121482	A1	5/2014	Merritt et al.
2011/0209915	A1	9/2011	Telfort et al.	2014/0121483	A1	5/2014	Kiani
2011/0213212	A1	9/2011	Al-Ali	2014/0125495	A1	5/2014	Al-Ali
2011/0230733	A1	9/2011	Al-Ali	2014/0127137	A1	5/2014	Bellott et al.
2011/0237911	A1	9/2011	Lamego et al.	2014/0128696	A1	5/2014	Al-Ali
2011/0237914	A1	9/2011	Lamego	2014/0128699	A1	5/2014	Al-Ali et al.
2011/0237969	A1	9/2011	Eckerbom et al.	2014/0129702	A1	5/2014	Lamego et al.
2011/0288383	A1	11/2011	Diab	2014/0135588	A1	5/2014	Al-Ali et al.
2012/0006076	A1	1/2012	McHale et al.	2014/0142399	A1	5/2014	Al-Ali et al.
2012/0041316	A1	2/2012	Al-Ali et al.	2014/0142401	A1	5/2014	Al-Ali et al.
2012/0046530	A1	2/2012	Al-Ali	2014/0142402	A1	5/2014	Al-Ali et al.
2012/0046557	A1	2/2012	Kiani	2014/0163344	A1	6/2014	Al-Ali
2012/0059267	A1	3/2012	Lamego et al.	2014/0163402	A1	6/2014	Lamego et al.
2012/0088984	A1	4/2012	Al-Ali et al.	2014/0166076	A1	6/2014	Kiani et al.
2012/0116175	A1	5/2012	Al-Ali et al.	2014/0171763	A1	6/2014	Diab
2012/0161970	A1	6/2012	Al-Ali	2014/0180038	A1	6/2014	Kiani
2012/0165629	A1	6/2012	Merritt et al.	2014/0180154	A1	6/2014	Sierra et al.
2012/0179006	A1	7/2012	Jansen et al.	2014/0180160	A1	6/2014	Brown et al.
2012/0209082	A1	8/2012	Al-Ali	2014/0187973	A1	7/2014	Brown et al.
2012/0209084	A1	8/2012	Olsen et al.	2014/0194709	A1	7/2014	Al-Ali et al.
2012/0227739	A1	9/2012	Kiani	2014/0194711	A1	7/2014	Al-Ali
2012/0232359	A1	9/2012	Al-Ali et al.	2014/0194766	A1	7/2014	Al-Ali et al.
2012/0232363	A1	9/2012	Al-Ali et al.	2014/0200420	A1	7/2014	Al-Ali
2012/0265039	A1	10/2012	Kiani	2014/0200422	A1	7/2014	Weber et al.
				2014/0206963	A1	7/2014	Al-Ali
				2014/0213864	A1	7/2014	Abdul-Hafiz et al.
				2014/0243627	A1	8/2014	Diab et al.
				2014/0266790	A1	9/2014	Al-Ali et al.

(56)

References Cited

U.S. PATENT DOCUMENTS

2014/0275808 A1 9/2014 Poeze et al.
 2014/0275835 A1 9/2014 Lamego et al.
 2014/0275871 A1 9/2014 Lamego et al.
 2014/0275872 A1 9/2014 Merritt et al.
 2014/0275881 A1 9/2014 Lamego et al.
 2014/0276115 A1 9/2014 Dalvi et al.
 2014/0288400 A1 9/2014 Diab et al.
 2014/0296664 A1 10/2014 Bruinsma et al.
 2014/0303520 A1 10/2014 Telfort et al.
 2014/0309559 A1 10/2014 Telfort et al.
 2014/0316217 A1 10/2014 Purdon et al.
 2014/0316218 A1 10/2014 Purdon et al.
 2014/0316228 A1 10/2014 Blank et al.
 2014/0323825 A1 10/2014 Al-Ali et al.
 2014/0323897 A1 10/2014 Brown et al.
 2014/0323898 A1 10/2014 Purdon et al.
 2014/0330092 A1 11/2014 Al-Ali et al.
 2014/0330098 A1 11/2014 Merritt et al.
 2014/0330099 A1 11/2014 Al-Ali et al.
 2014/0333440 A1 11/2014 Kiani
 2014/0336481 A1 11/2014 Shakespeare et al.
 2014/0343436 A1 11/2014 Kiani
 2014/0357966 A1 12/2014 Al-Ali et al.
 2015/0005600 A1 1/2015 Blank et al.
 2015/0011907 A1 1/2015 Purdon et al.
 2015/0012231 A1 1/2015 Poeze et al.
 2015/0025406 A1 1/2015 Al-Ali
 2015/0032029 A1 1/2015 Al-Ali et al.
 2015/0038859 A1 2/2015 Dalvi et al.
 2015/0045637 A1 2/2015 Dalvi
 2015/0051462 A1 2/2015 Olsen
 2015/0080754 A1 3/2015 Purdon et al.
 2015/0087936 A1 3/2015 Al-Ali et al.
 2015/0087938 A1 3/2015 Al-Ali
 2015/0094546 A1 4/2015 Al-Ali
 2015/0097701 A1 4/2015 Al-Ali et al.
 2015/0099950 A1 4/2015 Al-Ali et al.
 2015/0099951 A1 4/2015 Al-Ali et al.
 2015/0099955 A1 4/2015 Al-Ali et al.
 2015/0101844 A1 4/2015 Al-Ali et al.
 2015/0106121 A1 4/2015 Muhsin et al.
 2015/0112151 A1 4/2015 Muhsin et al.
 2015/0116076 A1 4/2015 Al-Ali et al.
 2015/0126830 A1 5/2015 Schurman et al.
 2015/0133755 A1 5/2015 Smith et al.
 2015/0141781 A1 5/2015 Weber et al.
 2015/0165312 A1 6/2015 Kiani
 2015/0196237 A1 7/2015 Lamego
 2015/0201874 A1 7/2015 Diab
 2015/0208966 A1 7/2015 Al-Ali
 2015/0216459 A1 8/2015 Al-Ali et al.
 2015/0230755 A1 8/2015 Al-Ali et al.
 2015/0238722 A1 8/2015 Al-Ali
 2015/0245773 A1 9/2015 Lamego et al.
 2015/0245794 A1 9/2015 Al-Ali
 2015/0257689 A1 9/2015 Al-Ali et al.
 2015/0272514 A1 10/2015 Kiani et al.
 2015/0351697 A1 12/2015 Weber et al.
 2015/0351704 A1 12/2015 Kiani et al.
 2015/0359429 A1 12/2015 Al-Ali et al.
 2015/0366472 A1 12/2015 Kiani
 2015/0366507 A1 12/2015 Blank
 2015/0374298 A1 12/2015 Al-Ali et al.
 2015/0380875 A1 12/2015 Coverston et al.
 2016/0000362 A1 1/2016 Diab et al.
 2016/0007930 A1 1/2016 Weber et al.
 2016/0029932 A1 2/2016 Al-Ali
 2016/0029933 A1 2/2016 Al-Ali et al.
 2016/0045118 A1 2/2016 Kiani
 2016/0051205 A1 2/2016 Al-Ali et al.
 2016/0058338 A1 3/2016 Schurman et al.
 2016/0058347 A1 3/2016 Reichgott et al.
 2016/0066823 A1 3/2016 Al-Ali et al.
 2016/0066824 A1 3/2016 Al-Ali et al.
 2016/0066879 A1 3/2016 Telfort et al.

2016/0072429 A1 3/2016 Kiani et al.
 2016/0081552 A1 3/2016 Wojtczuk et al.
 2016/0095543 A1 4/2016 Telfort et al.
 2016/0095548 A1 4/2016 Al-Ali et al.
 2016/0103598 A1 4/2016 Al-Ali et al.
 2016/0113527 A1 4/2016 Al-Ali et al.
 2016/0143548 A1 5/2016 Al-Ali
 2016/0166183 A1 6/2016 Poeze et al.
 2016/0166188 A1 6/2016 Bruinsma et al.
 2016/0166210 A1 6/2016 Al-Ali
 2016/0192869 A1 7/2016 Kiani et al.
 2016/0196388 A1 7/2016 Lamego
 2016/0197436 A1 7/2016 Barker et al.
 2016/0213281 A1 7/2016 Eckerbom et al.
 2016/0228043 A1 8/2016 O'Neil et al.
 2016/0233632 A1 8/2016 Scruggs et al.
 2016/0234944 A1 8/2016 Schmidt et al.
 2016/0270735 A1 9/2016 Diab et al.
 2016/0283665 A1 9/2016 Sampath et al.
 2016/0287090 A1 10/2016 Al-Ali et al.
 2016/0287786 A1 10/2016 Kiani
 2016/0296169 A1 10/2016 McHale et al.
 2016/0310052 A1 10/2016 Al-Ali et al.
 2016/0314260 A1 10/2016 Kiani
 2016/0324486 A1 11/2016 Al-Ali et al.
 2016/0324488 A1 11/2016 Olsen
 2016/0327984 A1 11/2016 Al-Ali et al.
 2016/0328528 A1 11/2016 Al-Ali et al.
 2016/0331332 A1 11/2016 Al-Ali
 2016/0367173 A1 12/2016 Dalvi et al.
 2017/0007134 A1 1/2017 Al-Ali et al.
 2017/0007190 A1 1/2017 Al-Ali et al.
 2017/0007198 A1 1/2017 Al-Ali et al.
 2017/0014084 A1 1/2017 Al-Ali et al.
 2017/0021099 A1 1/2017 Al-Ali et al.
 2017/0027456 A1 2/2017 Kinast et al.
 2017/0042488 A1 2/2017 Muhsin
 2018/0070867 A1 3/2018 Smith

FOREIGN PATENT DOCUMENTS

EP 41 92 23 3/1991
 EP 0 569 670 2/1993
 EP 0 675 540 10/1995
 EP 0 675 541 10/1995
 EP 0469395 B1 2/1996
 EP 0417447 B1 10/1997
 EP 0606356 B1 6/1998
 EP 0734221 B1 7/1998
 EP 0 529 412 11/1998
 EP 1 080 683 3/2001
 EP 1 207 536 5/2002
 EP 1 860 989 12/2007
 EP 1 860 990 12/2007
 EP 1 860 995 12/2007
 EP 1 860 996 12/2007
 EP 1 860 997 12/2007
 EP 1 863 380 12/2007
 EP 1 895 892 5/2010
 EP 2 286 721 2/2011
 EP 2 305 104 4/2011
 EP 2 476 369 7/2012
 EP 2 139 383 2/2013
 EP 2 476 369 10/2014
 JP 61-28172 2/1986
 JP 62-000324 1/1987
 JP 63-275327 11/1988
 JP 64-500495 2/1989
 JP 2-126829 5/1990
 JP 2-145457 12/1990
 JP 03-252604 11/1991
 JP 05-200017 8/1993
 JP 05-207993 8/1993
 JP H06-178776 6/1994
 JP 6-505903 7/1994
 JP 6-237013 8/1994
 JP H07-391 1/1995
 JP H07-171089 7/1995
 JP H07-171090 7/1995

(56)

References Cited

FOREIGN PATENT DOCUMENTS

JP	7-281618	10/1995
JP	07-325546	12/1995
JP	09-108203	4/1997
JP	9-192120	7/1997
JP	09-308623	12/1997
JP	10-500026	1/1998
JP	10-216112	8/1998
JP	10-509352	9/1998
JP	10-269344 A	10/1998
JP	10-295676	11/1998
JP	10-305026	11/1998
JP	11-037932	2/1999
JP	11-163412	6/1999
JP	11-164826	6/1999
JP	11-506834	6/1999
JP	11-183377	7/1999
JP	2011-508691	7/1999
JP	2000-116625	4/2000
JP	2000-199880	7/2000
JP	2001-504256	3/2001
JP	2002-150821	5/2002
JP	2002-516689	6/2002
JP	2002-228579	8/2002
JP	2002-525151	8/2002
JP	2002-315739	10/2002
JP	2002-352609	12/2002
JP	2003-507718	2/2003
JP	2003-084108	3/2003
JP	2003-521985	7/2003
JP	2004-070179	3/2004
JP	2004-510467	4/2004
JP	2004-173866	6/2004
JP	2004-226277	8/2004
JP	2004-296736	10/2004
JP	2004-532526	10/2004
JP	2004-327760	11/2004
JP	2005-501589	1/2005
JP	2005-253478	9/2005
JP	2008-505706	2/2008
JP	4879913	12/2011
JP	2012-130756	7/2012
JP	5096174	9/2012
JP	2012-110746	3/2013
JP	5166619	3/2013
WO	WO 88/01150	2/1988
WO	WO 88/002020	2/1988
WO	WO 92/16142	10/1992
WO	WO 93/06776	4/1993
WO	WO 1995/05621	2/1995
WO	WO 95/16387	6/1995
WO	WO 96/013208	5/1996
WO	WO 96/41138	12/1996
WO	WO 97/01985	1/1997
WO	WO 97/29678	8/1997
WO	WO 97/029710	8/1997
WO	WO 98/43071	10/1998
WO	WO 00/18290	4/2000
WO	WO 00/42911	7/2000
WO	WO 00/59374	10/2000
WO	WO 01/13790	3/2001
WO	WO 01/30414	5/2001
WO	WO 01/058347	8/2001
WO	WO 02/017780	3/2002
WO	WO 02/026123	4/2002
WO	WO 02/089664	11/2002
WO	WO 03/020129	3/2003
WO	WO 03/068060	8/2003
WO	WO 03/077761	9/2003
WO	WO 04/034898	4/2004
WO	WO 04/038801	5/2004
WO	WO 05/004712	1/2005
WO	WO 05/011488	2/2005
WO	WO 06/017117	2/2006
WO	WO 06/094107	9/2006
WO	WO 06/094108	9/2006

WO	WO 06/094155	9/2006
WO	WO 06/094168	9/2006
WO	WO 06/094169	9/2006
WO	WO 06/094170	9/2006
WO	WO 06/094171	9/2006
WO	WO 06/094279	9/2006
WO	WO 06/115580	11/2006
WO	WO 2006/118654	11/2006
WO	WO 09/013835	1/2009
WO	WO 09/137524	11/2009

OTHER PUBLICATIONS

U.S. Appl. No. 14/860,294, filed Sep. 21, 2015, Lamego.
U.S. Appl. No. 14/860,294, filed Sep. 21, 2015, Lamego et al.
Japanese Office Action (Notice of Reasons for Rejection) re JP App. No. 2007-558246, dated Jun. 28, 2011.
Japanese Office Action (Official Inquiry) re JP App. No. 2007-558246, dated Dec. 11, 2012.
Japanese Office Action (Reasons for Rejection) re JP App. No. 2007-558246, dated Nov. 1, 2011.
Japanese Office Action, re JP Application No. 2012-045419, dated Jun. 26, 2012.
Japanese Office Action re JP Application No. JP 2007-558208, dated Aug. 23, 2011.
European Examination Report, re EP Application No. 06736799.5, dated Nov. 30, 2012.
European Examination Report, re EP Application No. 06736799.5, dated Oct. 28, 2014.
European Office Action re EP Application No. 06 736 799.5, dated Nov. 30, 2012.
Japanese First Office Action (Notice of Reasons for Rejection), re JP App. No. 2007-558247, dated Jun. 28, 2011.
Japanese Office Action (Notice of Allowance), re JP App. No. 2007-558247, dated Oct. 24, 2011.
Japanese Office Action (Decision of Rejection), re JP Application No. JP 2007-558328, dated Jun. 25, 2013.
Japanese Office Action, Decision of Rejection of Amendment, re JP Application No. JP 2007-558328, dated Jun. 25, 2013.
Japanese Office Action (Notice of Reasons for Rejection), re JP App. No. 2007-558238, dated Jun. 28, 2011.
Japanese Office Action (Official Inquiry), re JP App. No. 2007-558238/Appeal No. 2012-004053, dated Dec. 11, 2012.
Japanese Office Action re JP Application No. JP 2007-558248, dated Nov. 27, 2012.
Japanese Office Action re JP Application No. JP 2007-558248, dated Nov. 8, 2011.
European Extended Search Report, re EP Application No. 10191029.7, dated Jun. 5, 2012.
European Search Report, re EP Application No. 10191029, dated Jun. 5, 2012.
Japanese First Office Action (Notice of Reasons for Rejection), re JP App. No. 2007-558207, dated Jun. 28, 2011.
PCT International Search Report; PCT/US2006/007387; dated Jul. 17, 2006; pp. 1-9.
Japanese Office Action, re JP Application No. 2007-558237, dated Aug. 1, 2011.
Japanese Office Action, re JP Application No. JP 2007-558237, dated Oct. 16, 2012.
PCT International Written Opinion and Search Report, re PCT App. No. PCT/US2006/007506, dated Jul. 17, 2006.
Japanese Office Action re JP Application No. 2007-558209, dated Oct. 25, 2011.
Japanese Office Action re JP Application No. 2007-558209, dated Oct. 30, 2012.
PCT International Search Report; PCT/US 2006/007389; dated Jul. 17, 2006; pp. 1-9.
Japanese Office Action re JP Application No. 2007-558245, dated Oct. 25, 2011.
Japanese Office Action re JP Application No. 2007-558245, dated Jan. 15, 2013.
Japanese Office Action re JP Application No. 2007-558245, dated Oct. 29, 2013.

(56)

References Cited

OTHER PUBLICATIONS

- European Exam Report re EPO App. No. 10162402.1, dated Mar. 4, 2013.
- European Extended Search Report re EPO App. No. 10162402.1, SR dated Aug. 9, 2010.
- Japanese Final Office Action re Amendments re JP Application No. 2007-558249, dated Apr. 17, 2012.
- Japanese Office Action re JP Application No. 2007-558249, dated Aug. 28, 2012.
- Japanese Office Action re JP Application No. 2007-558249, dated Jul. 13, 2011.
- Japanese Office Action re JP Application No. 2007-558249, dated Nov. 8, 2011.
- European Examination Report dated Apr. 1, 2010, re EP App. No. 08 744 412.1-2319.
- European Examination Report dated Mar. 18, 2011, re EP App. No. 08 744 412.1-2319.
- European Examination Report dated Sep. 2, 2010, re EP App. No. 08 744 412.1-2319.
- European Examination Report, re EP Application No. 12163719.3, dated Feb. 6, 2013.
- European Extended Search Report, re EP Application No. 12163719.3, dated Jun. 18, 2012.
- PCT Report on Patentability of International Application No. PCT/US2008/058327, dated Jun. 30, 2009, in 12 pages.
- PCT Search Report of International Application No. PCT/US2008/058327, dated Aug. 12, 2008, in 12 pages.
- Japanese Office Action/Notice of Reasons for Rejection, re Application No. 2000-606119, dated Nov. 4, 2009.
- Japanese (Office Action) Notice of Reasons for Rejection, re App. No. 2000-606119, dated Nov. 4, 2009.
- International Preliminary Report on Patentability for PCT/US2010/058981 dated Jun. 5, 2012, dated Jun. 14, 2012.
- "Medical." 50 Ways to Touch Memory. 3rd ed. Dallas: Dallas Semiconductor Corporation, Aug. 1994: pp. 24-25. Print.
- "Application Note 84 Use of Add-Only Memory for Secure Storage of Monetary Equivalent Data," Dallas Semiconductor, Jun. 22, 1999, in 5 pages.
- Burrill, Mary F.; Current Analytical Approaches to Measuring Blood Analytes; vol. 36; No. 8(B); 1990.
- Dallas Semiconductor Corp. DS2430A Announcement, retrieved Jun. 10, 1998, in 2 pages. <https://web.archive.org/web/19980610045525/http://dalsemi.com/News_Center/New_Products/1996/2430a.html>.
- European Extended Search Report of European Application No. 12163719.3, dated Jun. 18, 2012, in 6 pages.
- European Extended Search Report, re EP Application No. 10 18 1436, completion date Nov. 26, 2010.
- Favennec, J.M. "Smart sensors in industry." J. Phys. E: Sci. Instrum. 20(9): Sep. 1987, pp. 1087-1090.
- Hall, et al., Jeffrey W.; Near-Infrared Spectrophotometry: A New Dimension in Clinical Chemistry; vol. 38; No. 9; 1992.
- International Search Report for PCT/US2006/007516, dated Jan. 11, 2007, in 4 pages.
- Jones, K.L., et al. "A Protocol for Automatic Sensor Detection and Identification in a Wireless Biodevice Network," IEEE, Jun. 1998, 6 pages.
- Kuenstner, et al., J. Todd; Measurement of Hemoglobin in Unlysed Blood by Near-Infrared Spectroscopy; vol. 48; No. 4, 1994.
- Manzke, et al., B., Multi Wavelength Pulse Oximetry in the Measurement of Hemoglobin Fractions; vol. 2676, date unknown.
- Naumenko, E. K.; Choice of Wavelengths for Stable Determination of Concentrations of Hemoglobin Derivatives from Absorption Spectra of Erythrocytes; vol. 63; No. 1; pp. 60-66 Jan.-Feb. 1996; Original article submitted Nov. 3, 1994.
- Patent Cooperation Treaty (PCT) International Search Report; PCT/US 2006/007389; dated Jul. 17, 2006; pp. 1-9.
- PCT International Search Report; PCT/US2006/007388; dated Jul. 17, 2006; pp. 1-9.
- PCT International Search Report; PCT/US2006/007506; dated Jul. 17, 2006; pp. 1-10.
- PCT International Search Report; PCT/US2006/007536; dated Jul. 17, 2006; pp. 1-9.
- PCT International Search Report; PCT/US2006/007537; dated Jul. 17, 2006; pp. 1-10.
- PCT International Search Report; PCT/US2006/007538; dated Jul. 17, 2006; pp. 1-9.
- PCT International Search Report; PCT/US2006/007539; dated Jul. 17, 2006; pp. 1-9.
- PCT International Search Report; PCT/US2006/007540; dated Jul. 17, 2006; pp. 1-9.
- PCT International Search Report; PCT/US2006/007958; dated Jul. 17, 2006; pp. 1-8.
- Schmitt, Joseph M.; Simple Photon Diffusion Analysis of the Effects of Multiple Scattering on Pulse Oximetry; Mar. 14, 1991; revised Aug. 30, 1991.
- Schmitt, Joseph M.; Zhou, Guan-Xiong; Miller, Justin, Measurement of Blood Hematocrit by Dual-wavelength Near-IR Photoplethysmography, published May 1992, Proc. SPIE vol. 1641, p. 150-161, Physiological Monitoring and Early Detection Diagnostic Methods, Thomas S. Mang; Ed. (SPIE homepage), in 12 pages.
- Schnapp, et al., L.M.; Pulse Oximetry. Uses and Abuses.; Chest 1990; 98; 1244-125000110.1378/Chest.98.5.1244.
- Subramanian, S., et al. "Design for Constraint Violation Detection in Safety-Critical Systems," IEEE, Nov. 1998: pp. 1-8.
- U.S. Appl. No. 12/082,810, filed Apr. 14, 2008, Al-Ali.
- U.S. Appl. No. 14/148,462, filed Jan. 6, 2014, Al-Ali et al.
- U.S. Appl. No. 15/138,008, filed Apr. 25, 2016, Al-Ali et al.
- European Exam Report, re EP Application No. 06 736 771.4, dated Dec. 14, 2015.

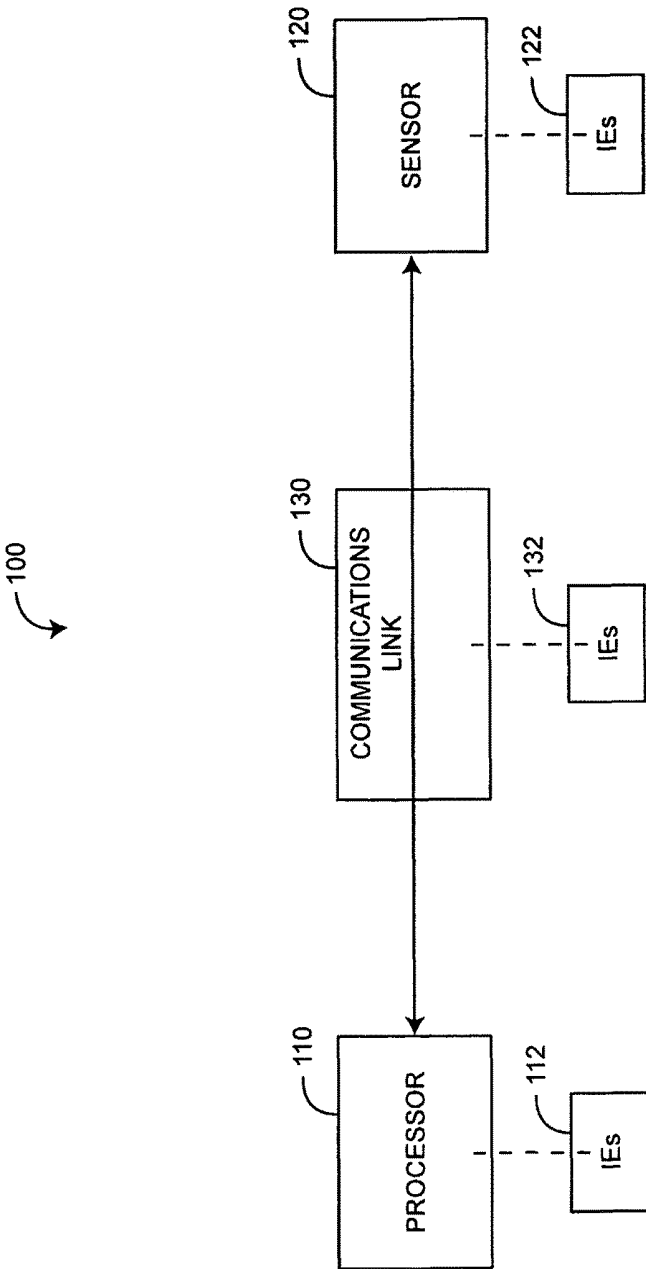


FIG. 1

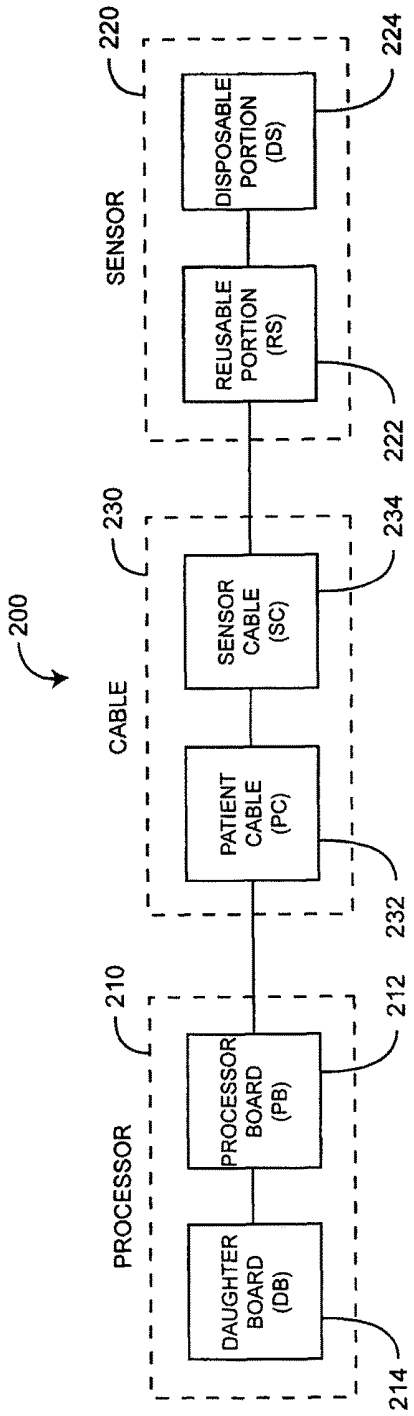


FIG. 2

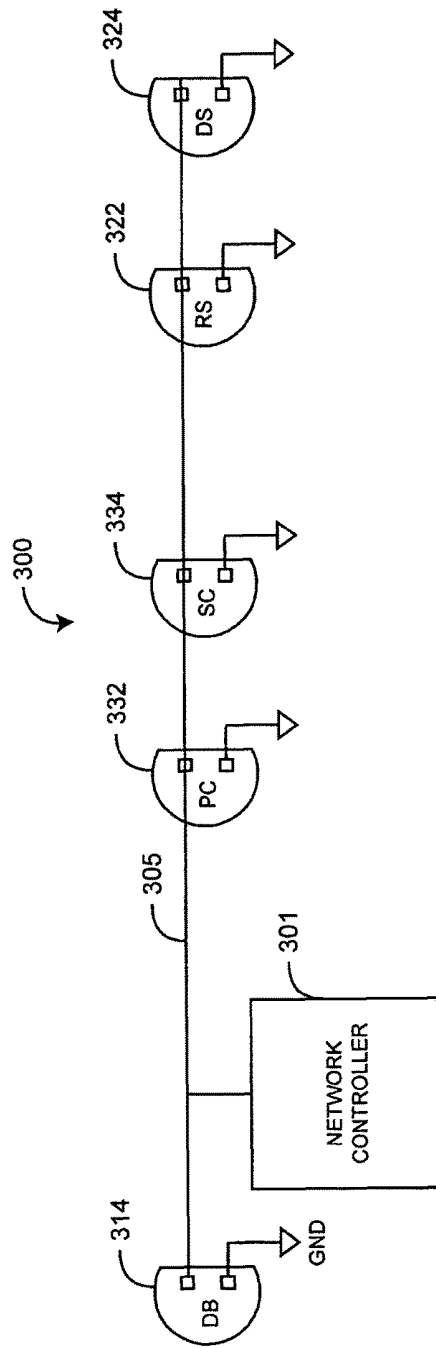


FIG. 3

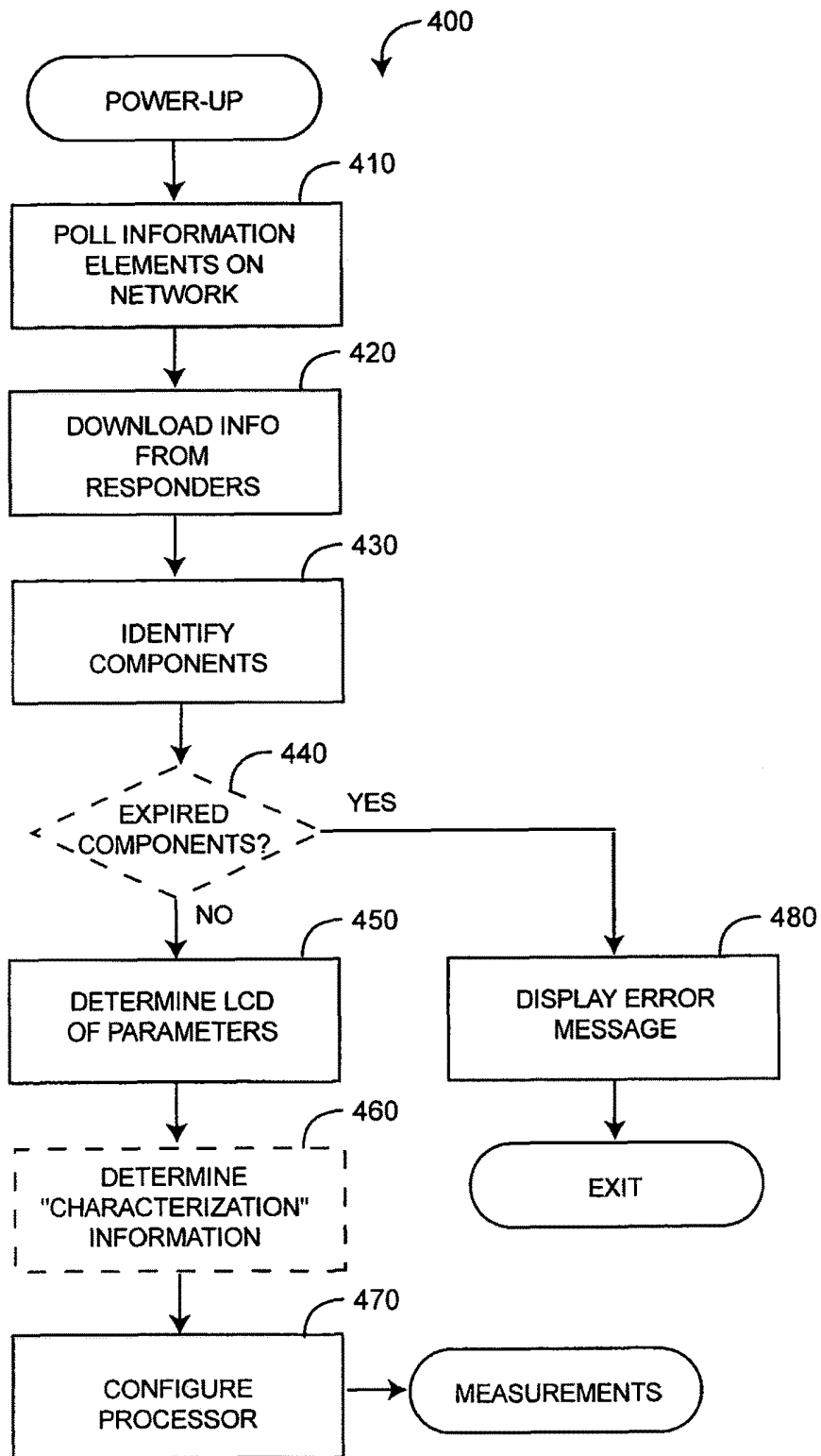


FIG. 4

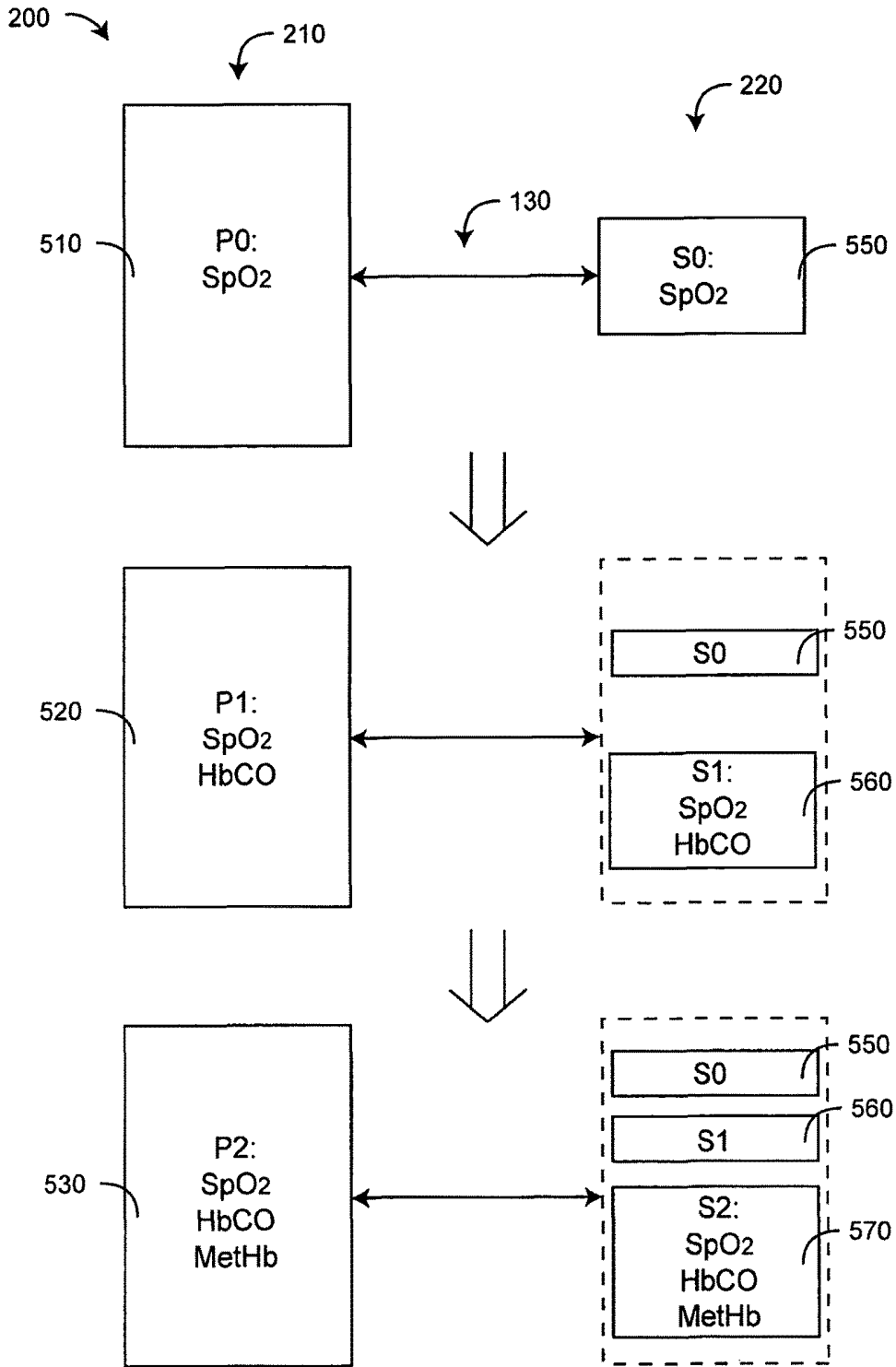


FIG. 5A

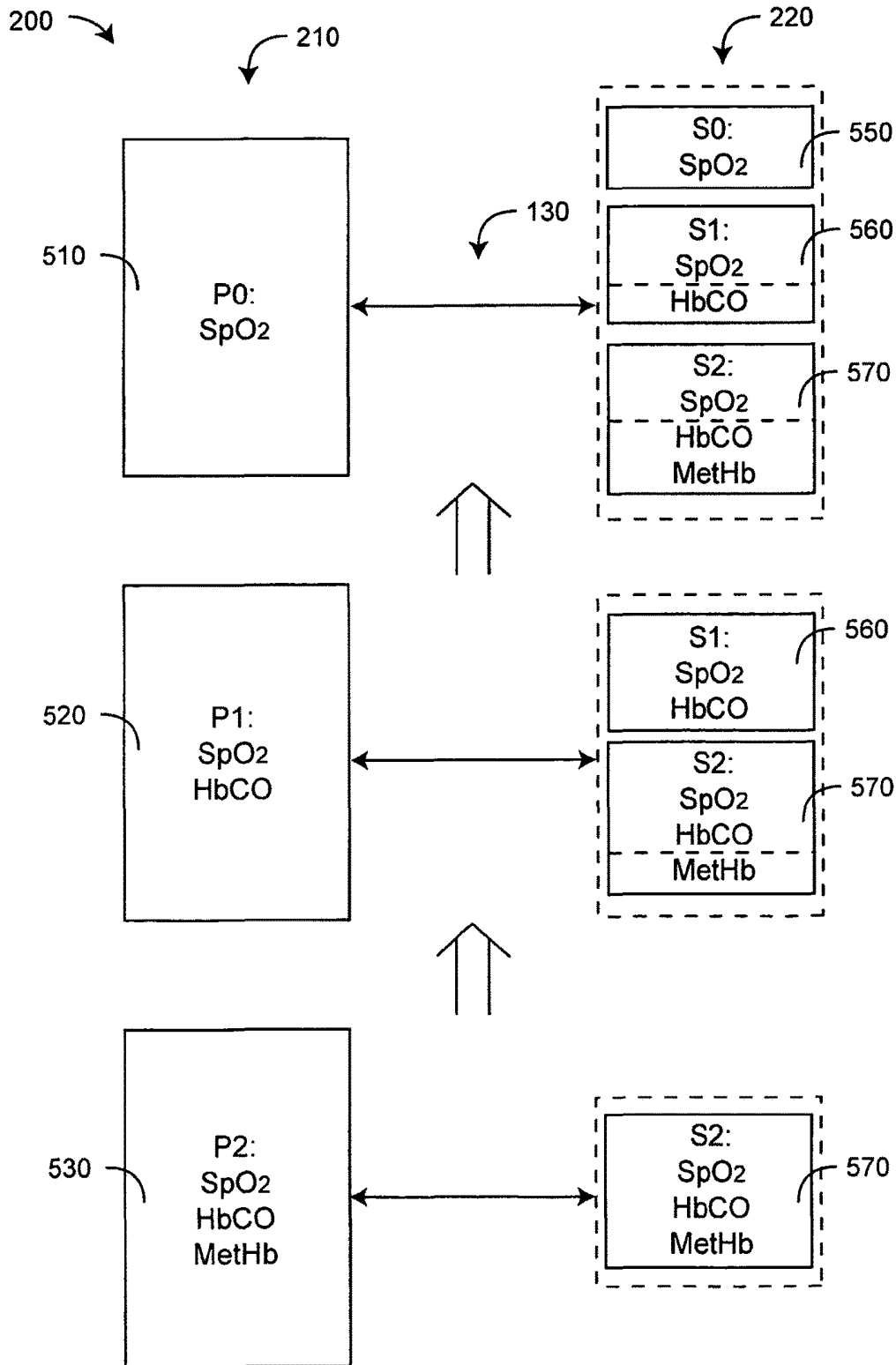


FIG. 5B

CONFIGURABLE PHYSIOLOGICAL MEASUREMENT SYSTEM

PRIORITY CLAIM TO RELATED PROVISIONAL APPLICATIONS

The present application is a continuation of U.S. patent application Ser. No. 14/103,431, filed Dec. 11, 2013, titled "Configurable Physiological Measurement System," which is a continuation of U.S. patent application Ser. No. 12/782,581, filed May 18, 2010, titled "Configurable Physiological Measurement System," which is a continuation of U.S. patent application Ser. No. 11/367,036, filed Mar. 1, 2006, titled "Configurable Physiological Measurement System," which claims priority benefit under 35 U.S.C. § 119(e) to U.S. Provisional Patent Application Ser. No. 60/657,596, filed Mar. 1, 2005, titled "Multiple Wavelength Sensor," No. 60/657,281, filed Mar. 1, 2005, titled "Physiological Parameter Confidence Measure," No. 60/657,268, filed Mar. 1, 2005, titled "Configurable Physiological Measurement System," and No. 60/657,759, filed Mar. 1, 2005, titled "Non-invasive Multi-Parameter Patient Monitor." The present application incorporates the foregoing disclosures herein by reference in their entirety.

INCORPORATION BY REFERENCE OF RELATED APPLICATIONS

The present application is related to the following U.S. utility applications:

App. Sr. No.	Filing Date	Title	Atty Dock.	
1	11/367,013	Mar. 1, 2006	Multiple Wavelength Sensor Emitters	MLR.002A
2	12/422,915	Apr. 13, 2009	Multiple Wavelength Sensor Emitters	MLR.002C1
3	11/366,209	Mar. 1, 2006	Multiple Wavelength Sensor Substrate	MLR.004A
4	12/568,469	Sep. 28, 2009	Multiple Wavelength Sensor Emitters	MLR.006C1
5	11/366,997	Mar. 1, 2006	Multiple Wavelength Sensor Drivers	MLR.009A
6	11/367,034	Mar. 1, 2006	Physiological Parameter Confidence Measure	MLR.010A
7	11/367,036	Mar. 1, 2006	Configurable Physiological Measurement System	MLR.011A
8	11/367,033	Mar. 1, 2006	Noninvasive Multi-Parameter Patient Monitor	MLR.012A
9	11/367,014	Mar. 1, 2006	Noninvasive Multi-Parameter Patient Monitor	MLR.013A
10	11/366,208	Mar. 1, 2006	Noninvasive Multi-Parameter Patient Monitor	MLR.014A
11	12/056,179	Mar. 26, 2008	Multiple Wavelength Optical Sensor	MLR.015A
12	12/082,810	Apr. 14, 2008	Optical Sensor Assembly	MLR.015A2

The present application incorporates the foregoing disclosures herein by reference in their entirety.

BACKGROUND OF THE INVENTION

Spectroscopy is a common technique for measuring the concentration of organic and some inorganic constituents of a solution. The theoretical basis of this technique is the Beer-Lambert law, which states that the concentration c , of

an absorbent in solution can be determined by the intensity of light transmitted through the solution, knowing the path-length d_{λ} , the intensity of the incident light $I_{0,\lambda}$, and the extinction coefficient $\epsilon_{i,\lambda}$ at a particular wavelength λ . In generalized form, the Beer-Lambert law is expressed as:

$$I_{\lambda} = I_{0,\lambda} e^{-d_{\lambda} \mu_{a,\lambda}} \quad (1)$$

$$\mu_{a,\lambda} = \sum_{i=1}^n \epsilon_{i,\lambda} \cdot c_i \quad (2)$$

where $\mu_{a,\lambda}$ is the bulk absorption coefficient and represents the probability of absorption per unit length. The minimum number of discrete wavelengths that are required to solve EQS. 1-2 are the number of significant absorbers that are present in the solution.

A practical application of this technique is pulse oximetry, which utilizes a noninvasive sensor to measure oxygen saturation (SpO_2) and pulse rate. In general, the sensor has light emitting diodes (LEDs) that transmit optical radiation of red and infrared wavelengths into a tissue site and a detector that responds to the intensity of the optical radiation after absorption (e.g., by transmission or transreflectance) by pulsatile arterial blood flowing within the tissue site. Based on this response, a processor determines measurements for SpO_2 , pulse rate, and can output representative plethysmographic waveforms. Thus, "pulse oximetry" as used herein encompasses its broad ordinary meaning known to one of skill in the art, which includes at least those noninvasive procedures for measuring parameters of circulating blood through spectroscopy. Moreover, "plethysmograph" as used herein (commonly referred to as "photoplethysmograph"), encompasses its broad ordinary meaning known to one of skill in the art, which includes at least data representative of a change in the absorption of particular wavelengths of light as a function of the changes in body tissue resulting from pulsing blood. Pulse oximeters capable of reading through motion induced noise are available from Masimo Corporation ("Masimo") of Irvine, Calif. Moreover, portable and other oximeters capable of reading through motion induced noise are disclosed in at least U.S. Pat. Nos. 6,770,028, 6,658,276, 6,157,850, 6,002,952, 5,769,785, and 5,758,644, which are owned by Masimo and are incorporated by reference herein. Such reading through motion oximeters have gained rapid acceptance in a wide variety of medical applications, including surgical wards, intensive care and neonatal units, general wards, home care, physical training, and virtually all types of monitoring scenarios.

SUMMARY OF THE INVENTION

A physiological measurement system has a sensor that transmits optical radiation at a multiplicity of wavelengths other than or including the red and infrared wavelengths utilized in pulse oximeters. The system also has a processor that determines the relative concentrations of blood constituents other than or in addition to HbO_2 and Hb, such as carboxyhemoglobin ($HbCO$), methemoglobin ($MetHb$), fractional oxygen saturation, total hemoglobin (Hbt) and blood glucose to name a few. Further, such a system may be combined with other physiological parameters such as non-invasive blood pressure (NIBP). There is a need to easily configure such a physiological measurement system from compatible components capable of measuring various physiological parameters.

BRIEF DESCRIPTION OF THE DRAWINGS

FIG. 1 is a general block diagram of a configurable physiological measurement system;

FIG. 2 is a detailed block diagram of a configurable physiological measurement system embodiment;

FIG. 3 is a detailed block diagram of networked information elements in a configurable physiological measurement system;

FIG. 4 is a flowchart of a physiological measurement system configuration process; and

FIGS. 5A-5B are block diagrams illustrating forward and backward sensor compatibility with various processors.

DETAILED DESCRIPTION OF THE PREFERRED EMBODIMENTS

In this application, reference is made to many blood parameters. Some references that have common shorthand designations are referenced through such shorthand designations. For example, as used herein, HbCO designates carboxyhemoglobin, HbMet designates methemoglobin, and Hbt designates total hemoglobin. Other shorthand designations such as COHb, MetHb, and tHb are also common in the art for these same constituents. These constituents are generally reported in terms of a percentage, often referred to as saturation, relative concentration or fractional saturation. Total hemoglobin is generally reported as a concentration in g/dL. The use of the particular shorthand designators presented in this application does not restrict the term to any particular manner in which the designated constituent is reported.

FIG. 1 illustrates a configurable physiological measurement system 100 having a processor 110, a sensor 120 and a communications link 130. In one embodiment, the sensor 120 has two or more light emitters that transmit optical radiation of two or more wavelengths into a tissue site and at least one detector that generates a signal responsive to the optical radiation after attenuation by the tissue site. Multiple wavelength sensors are described in U.S. patent application Ser. No. 10/719,928, entitled *Blood Parameter Measurement System*, assigned to Masimo Corporation, Irvine, Calif. and incorporated by reference herein.

The processor 110 generates drive signals so as to activate the sensor emitters and inputs and processes the corresponding detector signal so as to determine the relative concentrations of two or more blood constituents. The communications link 130 provides communications between the processor 110 and sensor 120 including transmitting the drive signals from the processor 110 to the sensor 120 and the detector signals from the sensor 120 to the processor 110. In one embodiment, the communications link 130 is a cable and corresponding sensor and processor connectors that provide a wired connection between the processor 110 and connector 120. In another embodiment, the communications link 130 provides a wireless connection between the processor 110 and connector 120. The wireless connection may utilize Bluetooth®, IEEE 802.11 or similar wireless technologies.

As shown in FIG. 1, the configurable physiological measurement system 100 also has information elements 112, 122, 132 distributed across the processor 110, the sensor 120 and the communications link 130, which provide system configuration information, as described below. The information elements 112, 122, 132 may be memory devices, such as described below, or other active or passive electrical components. The information provided by the information

elements 112, 122, 132 may be digital data stored in memory or component values determined by DC, AC or combinations of DC and AC voltages or currents. The information element 112, 122, 132 information may be determined by the processor 110 or by a reader or other device in communication with the information elements 112, 122, 132 and the processor 110.

FIG. 2 illustrates configurable physiological measurement system embodiments having processor 210, sensor 220 and cable 230 components. In one embodiment, the processor 210 has a processor printed circuit board "board" 212 and an optional daughter board 214, which plugs into and expands the functionality of the processor board 212. For example, the daughter board 214 may be a noninvasive blood pressure (NIBP) controller that communicates with a blood pressure sensor and the processor board 212 so as to measure blood pressure parameters.

Also shown in FIG. 2, in one embodiment the sensor 220 is a "resposable" sensor comprising a reusable portion 222 and a disposable portion 224. In a particular embodiment, the reusable portion has at least one of a reusable emitter portion and a reusable detector portion, and the disposable portion 224 has at least one of a disposable emitter portion, a disposable detector portion and a disposable tape for attaching the reusable sensor 222 to a tissue site. A resposable sensor is described in U.S. Pat. No. 6,725,075 entitled *Resposable Pulse Oximetry Sensor*, assigned to Masimo Corporation and incorporated by reference herein.

Further shown in FIG. 2, in one embodiment the cable 230 is a patient cable 232 or a sensor cable 234 or a combination of a patient cable 232 and a sensor cable 234. A sensor cable 234 is fixedly attached at one end to a sensor and has a connector at the other end for attaching to a monitor or a patient cable. A patient cable 234 has connectors at both ends for interconnecting a sensor or sensor cable to a monitor.

FIG. 3 illustrates an information element (IE) network 300 that advantageously enables a physiological measurement system 200 (FIG. 2) to be composed of various components 214-234 (FIG. 2) having, perhaps, differing parameter measurement capabilities, as described above. The IE network 300 also allows various components to "plug and play," i.e. interoperate without hardware or software modification, as described with respect to FIG. 4, below. Further, the IE network 300 provides for forward and backward compatibility between sensors and processors, as described with respect to FIGS. 5A-B, below.

As shown in FIG. 3, the IE network 300 has information elements 314-334, a network controller 301 and a communications path 305. In one embodiment, the network controller 301 resides on or is otherwise incorporated within a processor board 212 (FIG. 2). The information elements 314-334 correspond to the physiological measurement system components 210-230 (FIG. 2). In one embodiment, there may be zero, one, two or more information elements 314-334 on or within each physiological measurement system component 214-224 (FIG. 2). For example, the information elements 314-324 may include a DB element 314 mounted on a daughter board 214 (FIG. 2), a RS element 322 mounted within a reusable sensor portion 222 (FIG. 2), a DS element 324 mounted within a disposable sensor portion 224 (FIG. 2), a PC element 332 mounted within a patient cable 232 (FIG. 2) or connector thereof, and a SC element 334 mounted within a sensor cable 234 (FIG. 2) or connector thereof.

Also shown in FIG. 3, in one embodiment the information elements 314-334 are EPROMs or EEPROMs or a combi-

nation of EPROMs or EEPROMs within a particular component **210-230** (FIG. 2). In an advantageous embodiment, the communications path **305** is a single shared wire. This reduces the burden on the components **210-230** (FIG. 2) and associated connectors, which may have a relatively large number of conductors just for drive signals and detector signals when a multiplicity of sensor emitters are utilized for multiple parameter measurements. An information element **314-324** may be, for example, a Dallas Semiconductor DS2506 EPROM available from Maxim Integrated Products, Inc., Sunnyvale, Calif., or equivalent.

FIG. 4 illustrates a configuration process **400** for a physiological measurement system **200** (FIG. 2). This process is executed by the network controller **301** (FIG. 3) or the processor **210** (FIG. 2) or both with respect to information elements **314-334** (FIG. 3) that exist on the network **305** (FIG. 3). After system power-up, any information elements on the network are polled **410** so they identify themselves. Information is then downloaded from the responding information elements **420**. In one embodiment, download information can be some or all of Identification (ID), Life, Parameters, Characterization and Features information. ID identifies a component on the network, either the type of component generally, such as a sensor or cable, or a particular part number, model and serial number, to name a few. As another example, ID for a disposable sensor portion **224** (FIG. 2) may be an attachment location on a patient and ID for a reusable sensor portion **222** (FIG. 2) may be a patient type.

Life, for example, may be a predetermined counter written into an EEPROM to indicate the number of uses or the length of use of a particular component. Then, Life is counted down, say each time power is applied, until a zero value is reached, indicating component expiration.

Parameters specifies the measurements the component is capable of supporting, which may include, for example, one or more of SpO₂, HbCO, MetHb, fractional SpO₂, Hbt, NIBP and blood glucose to name just a few. With respect to a sensor, Parameters depend on the number of emitters, emitter wavelength and emitter configuration, for example. For a cable, Parameters depend on the number of conductors and connector pinouts, for example. Parameters may also simply reflect a license to use a component, such as disposable tape, with respect to a particular system configuration.

Features set the mode for the processor or other system elements. As one example, Features specify the mode or modes of one or more algorithms, such as averaging.

Characterization allows the processor to "plug and play" with a particular component. For example, if the component is a sensor, Characterization may include information necessary to drive the emitters, such as the LED wavelengths and drive pattern. Characterization may also include calibration data for the parameters measured. As another example, Characterization for a sensor component **220** (FIG. 2) may indicate sensitivity to a probe-off condition depending on the sensor type. Probe-off detection is described in U.S. Pat. No. 6,654,624 entitled *Pulse Oximeter Probe-Off Detector* and U.S. Pat. No. 6,771,994 entitled *Pulse Oximeter Probe-Off Detection System*, both assigned to Masimo Corporation and incorporated by reference herein.

As shown in FIG. 4, components are identified **430** from downloaded ID information. If any of the information elements provide Life information, a check is made to determine if the corresponding component is expired **440**. If so, an error message is displayed **480**. The message may be a warning to replace the component or it may indicate that the system is nonfunctional. Next, the least common denomi-

nator (LCD) of the parameters is determined **450** from the Parameters information. This is described in further detail with respect to FIGS. 5A-B. Characterization is determined **460**, if necessary for a particular component, such as a daughterboard or sensor. Finally, the processor is configured **470** and the system is ready to begin parameter measurements.

FIGS. 5A-B illustrate embodiments of a configurable physiological measurement system **100** demonstrating both forward sensor compatibility (FIG. 5A), and backward sensor compatibility (FIG. 5B). Further, the parameter measurement capability of each system **100** is determined by the least common denominator (LCD) of the parameter capabilities of a processor **210** and a sensor **220**.

As shown in FIG. 5A, configurable physiological measurement systems **200** comprise a family of processors (P0, P1, P2) **210** including those capable of computing SpO₂ **510-530**, HbCO **520-530** and MetHb **530**. The systems **200** also comprise a family of sensors **220** (S0, S1, S2) including those capable of detecting SpO₂ **550-570**, HbCO **560-570** and MetHb **570**. Here, the lower numbered processors and sensors represent less capability, e.g. older generation processors and sensors or current generation, but less costly processors and sensors. Illustrated is forward sensor compatibility, i.e. less capable sensors are capable of running on more capable processors. For example, an SpO₂ only sensor **550** is capable of working with a multiple parameter (SpO₂, HbCO, MetHb) processor **530**. Also illustrated is LCD functionality. A system **200** having a P2 processor **530** and a S0 sensor **550** is functional but only capable of measuring SpO₂.

FIG. 5B illustrates backward sensor compatibility, i.e. more capable sensors are capable of running on less capable processors. For example, a multiple parameter (SpO₂, HbCO, MetHb) sensor **570** is capable of working with an SpO₂ only processor **510**. Also, a system **200** having a P0 processor **510** and a S2 sensor **570** is functional, but only capable of measuring SpO₂.

Forward and backward sensor compatibility is described above with respect to configurable physiological measurement systems **200** having various processor **210** capabilities and sensor **220** capabilities. The configurable physiological measurement systems **200** can have any or all of the processor **210**, sensor **220** and cable **230** components described with respect to FIG. 2, above. As such forward and backward compatibility is equally applicable to combinations of processor **210** and cable **230** or combinations of sensor **220** and cable **230**, including the components of such described with respect to FIG. 2, where the capability of such combinations is determined by LCD functionality, as described above.

A configurable physiological measurement system has been disclosed in detail in connection with various embodiments. These embodiments are disclosed by way of examples only and are not to limit the scope of the claims that follow. One of ordinary skill in the art will appreciate many variations and modifications.

What is claimed is:

1. A physiological measurement system comprising:
 - a first physical component comprising a sensor configured to transmit light having a plurality of wavelengths into a tissue site and to generate a sensor signal responsive to the transmitted light after tissue attenuation, wherein the first physical component is configured to provide first information specifying a plurality of physiological measurements the first physical component is capable of supporting; and

a hardware processor configured to:
 receive the first information from the first physical component;
 determine, based on the first information, a subset of the plurality of physiological measurements that the hardware processor is configured to support, wherein the subset of the plurality of physiological measurements includes fewer than all of the plurality of physiological measurements; and
 calculate, based on the sensor signal, physiological measurements corresponding to the subset of the plurality of physiological measurements using the first physical component.

2. The physiological measurement system of claim 1 further comprising:
 a second physical component comprising at least one of a daughterboard, a patient cable, a sensor cable, a reusable portion of the sensor, or a disposable portion of the sensor, wherein the second physical component is configured to provide second information specifying a plurality of physiological measurements the second physical component is capable of supporting,
 wherein the hardware processor is further configured to:
 receive the second information from the second physical component;
 determine, based on the first and second information, a subset of a common set of physiological measurements that both the first and second physical components are capable of supporting that the hardware processor is configured to support; and
 calculate, based on the sensor signal, physiological measurements corresponding to the subset of the common set of physiological measurements using the first and second physical components.

3. The physiological measurement system of claim 2, wherein at least one of the first or second physical components is further configured to provide characterization information.

4. The physiological measurement system of claim 3, wherein the characterization information is useable by the physiological measurement system to configure the hardware processor to determine measurements of each of the physiological measurements of the subset of the common set.

5. The physiological measurement system of claim 4, wherein the characterization information includes calibration data.

6. The physiological measurement system of claim 5, wherein the hardware processor is further configured to:
 configure the physiological measurement system to measure the subset of the common set of physiological measurements based on the calibration data.

7. The physiological measurement system of claim 5, wherein the hardware processor is further configured to:
 provide a drive signal to the sensor based on the calibration data.

8. The physiological measurement system of claim 1, wherein the first physical component is further configured to provide characterization information.

9. The physiological measurement system of claim 1, wherein the hardware processor is further configured to:
 configure the physiological measurement system to measure the subset of the plurality of physiological measurements based on the characterization information.

10. The physiological measurement system of claim 1, wherein the hardware processor is further configured to:

receive identification information from the first physical component; and
 determine, by the hardware processor, a type of the first physical component based on the identification information.

11. The physiological measurement system of claim 10, wherein the hardware processor is further configured to:
 further determine, based on the identification information, that the hardware processor is configured to support the subset of the plurality of physiological measurements.

12. The physiological measurement system of claim 1, wherein the hardware processor is further configured to:
 receive first life span information from the first physical component; and
 determine, based on the first life span information, whether a life span of the first physical component is exhausted.

13. The physiological measurement system of claim 1, wherein the subset of the plurality of physiological measurements include at least one of: SpO₂, HbCO, MetHb, fractional SpO₂, Hbt, NIBP, or blood glucose.

14. The physiological measurement system of claim 1, wherein the sensor comprises a resposable sensor.

15. A method of a physiological parameter system, the method comprising:
 receiving first information from a sensor configured to transmit light having a plurality of wavelengths into a tissue site and to generate a sensor signal responsive to the transmitted light after tissue attenuation, wherein the first information specifies a plurality of physiological measurements the sensor is capable of supporting;
 determining, by a hardware processor and based on the first information, a subset of the plurality of physiological measurements that the hardware processor is configured to support, wherein the subset of the plurality of physiological measurements includes fewer than all of the plurality of physiological measurements; and
 calculating, based on the sensor signal, physiological measurements corresponding to the subset of the plurality of physiological measurements using the sensor.

16. The method of claim 15 further comprising:
 receiving second information from a physical component comprising at least one of a daughterboard, a patient cable, a sensor cable, a reusable portion of the sensor, or a disposable portion of the sensor, wherein the second information specifies a plurality of measurements the physical component is capable of supporting;
 determining, by the hardware processor and based on the first and second information, a subset of a common set of physiological measurements that both the sensor and the physical component are capable of supporting that the hardware processor is configured to support; and
 calculate, based on the sensor signal, physiological measurements corresponding to the subset of the common set of physiological measurements using the sensor and the physical component.

17. The method of claim 16, wherein at least one of the sensor or the physical component is further configured to provide characterization information and wherein the characterization information is useable by the physiological measurement system to configure the hardware processor to determine measurements of each of the physiological measurements of the subset of the common set.

18. The method of claim 15, wherein the hardware processor is further configured to:

receive identification information from the sensor; and
determine, by the hardware processor, a type of the sensor
based on the identification information.

19. The method of claim 18, wherein the hardware
processor is further configured to:

5

further determine, based on the identification information,
that the hardware processor is configured to support the
subset of the plurality of physiological measurements.

* * * * *

专利名称(译)	可配置的生理测量系统		
公开(公告)号	US10123726	公开(公告)日	2018-11-13
申请号	US14/967998	申请日	2015-12-14
[标]申请(专利权)人(译)	CERCACOR LAB		
申请(专利权)人(译)	CERCACOR LABORATORIES , INC.		
当前申请(专利权)人(译)	CERCACOR LABORATORIES , INC.		
[标]发明人	AL ALI AMMAR KIANI MASSI JOE E WEBER WALTER M		
发明人	AL-ALI, AMMAR KIANI, MASSI JOE E. WEBER, WALTER M.		
IPC分类号	A61B5/1455 A61B5/00 A61B5/026 A61B5/145 G06F19/00 A61B5/0205 A61B5/0295 A61B5/1495 A61B1/00 A61B5/024		
CPC分类号	G16H40/67 A61B5/1455 A61B5/0022 A61B5/0205 A61B5/0261 A61B5/0295 A61B5/02416 A61B5/1495 A61B5/14532 A61B5/14546 A61B5/14551 A61B5/14552 A61B5/6815 A61B5/6826 A61B5/6829 A61B5/6832 A61B5/6838 A61B5/7221 A61B5/7246 A61B5/7275 A61B5/7278 A61B5/742 A61B5/7405 A61B5/746 A61B5/7475 G06F19/00 H05K999/99 A61B5/02427 A61B2562/085 A61B2562/222 Y10S439/909 A61B1/00 A61B2562/08 G06F19/3418 G16H10/40		
优先权	60/657596 2005-03-01 US 60/657281 2005-03-01 US 60/657268 2005-03-01 US 60/657759 2005-03-01 US		
其他公开文献	US20160166182A1		
外部链接	Espacenet		

摘要(译)

生理测量系统具有传感器，处理器，通信链路和信息元件。传感器被配置为将具有多个波长的光传输到组织部位并且在组织衰减之后响应于透射光产生传感器信号。系统可以使用衰减的光来确定多个生理测量值。处理器被配置为对传感器信号进行操作，以便导出至少一个生理参数，在该生理参数之后，系统被配置为或能够测量多个生理测量。

