



US009636056B2

(12) **United States Patent**  
**Al-Ali**

(10) **Patent No.:** **US 9,636,056 B2**  
(45) **Date of Patent:** **\*May 2, 2017**

(54) **PHYSIOLOGICAL TREND MONITOR**

(71) Applicant: **Masimo Corporation**, Irvine, CA (US)

(72) Inventor: **Ammar Al-Ali**, San Juan Capistrano, CA (US)

(73) Assignee: **MASIMO CORPORATION**, Irvine, CA (US)

(\*) Notice: Subject to any disclaimer, the term of this patent is extended or adjusted under 35 U.S.C. 154(b) by 0 days.

This patent is subject to a terminal disclaimer.

(21) Appl. No.: **14/683,666**

(22) Filed: **Apr. 10, 2015**

(65) **Prior Publication Data**

US 2015/0208966 A1 Jul. 30, 2015

**Related U.S. Application Data**

(63) Continuation of application No. 14/065,339, filed on Oct. 28, 2013, now Pat. No. 9,131,883, which is a (Continued)

(51) **Int. Cl.**  
**A61B 5/00** (2006.01)  
**A61B 5/1455** (2006.01)

(Continued)

(52) **U.S. Cl.**  
CPC ..... **A61B 5/14551** (2013.01); **A61B 5/021** (2013.01); **A61B 5/0402** (2013.01); (Continued)

(58) **Field of Classification Search**

CPC ..... A61B 5/14551; A61B 5/746; A61B 5/021; A61B 5/04018

(Continued)

(56) **References Cited**

**U.S. PATENT DOCUMENTS**

4,051,522 A 9/1977 Healy  
4,085,378 A 4/1978 Ryan

(Continued)

**FOREIGN PATENT DOCUMENTS**

DE 3328862 2/1985  
EP 0104771 4/1984

(Continued)

**OTHER PUBLICATIONS**

Business wire, "Mallinckrodt Announces the Nellcor N-395 Pulse Oximeter with Oxismart XL and SatSeconds," Oct. 7, 1999.

(Continued)

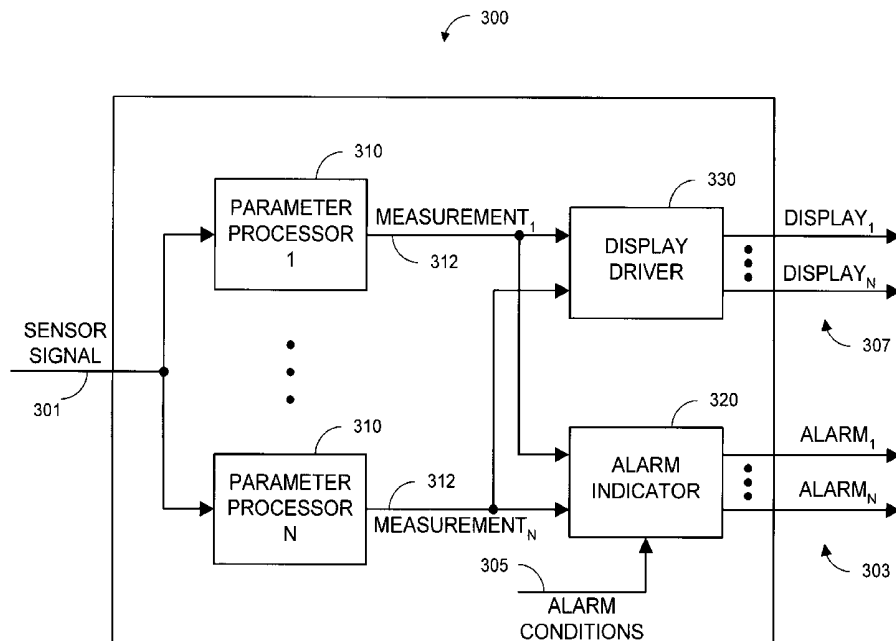
*Primary Examiner* — John A Tweel, Jr.

(74) *Attorney, Agent, or Firm* — Knobbe, Martens, Olson & Bear, LLP

(57) **ABSTRACT**

A physiological trend monitor has a sensor signal responsive to multiple wavelengths of light transmitted into a tissue site. The transmitted light is detected after attenuation by pulsatile blood flow within the tissue site. A processor has an input responsive to the sensor signal and a physiological parameter output. Features are extracted from the physiological parameter output. Criteria are applied to the features. An alarm output is generated when the criteria are satisfied.

**9 Claims, 9 Drawing Sheets**



**Related U.S. Application Data**

continuation of application No. 13/557,107, filed on Jul. 24, 2012, now Pat. No. 8,570,167, which is a continuation of application No. 13/018,334, filed on Jan. 31, 2011, now Pat. No. 8,228,181, which is a continuation of application No. 12/070,061, filed on Feb. 12, 2008, now Pat. No. 7,880,606, which is a continuation of application No. 11/717,591, filed on Mar. 13, 2007, now Pat. No. 7,355,512, which is a continuation of application No. 11/405,815, filed on Apr. 18, 2006, now Pat. No. 7,190,261, which is a continuation of application No. 10/975,860, filed on Oct. 28, 2004, now Pat. No. 7,030,749, which is a continuation of application No. 10/351,735, filed on Jan. 24, 2003, now Pat. No. 6,822,564.

- (60) Provisional application No. 60/351,510, filed on Jan. 24, 2002.

(51) **Int. Cl.**

*A61B 5/021* (2006.01)

*A61B 5/0402* (2006.01)

*A61B 5/08* (2006.01)

*A61B 5/145* (2006.01)

*A61B 5/04* (2006.01)

(52) **U.S. Cl.**

CPC ..... *A61B 5/0816* (2013.01); *A61B 5/14532* (2013.01); *A61B 5/14546* (2013.01); *A61B 5/746* (2013.01); *A61B 5/04018* (2013.01)

(58) **Field of Classification Search**

USPC ..... 600/316, 322, 323; 340/511, 539.12, 340/573.1

See application file for complete search history.

(56) **References Cited**

U.S. PATENT DOCUMENTS

4,245,648 A	1/1981	Trimmer et al.	5,337,744 A	8/1994	Branigan
4,623,248 A	11/1986	Sperinde	5,341,805 A	8/1994	Stavridi et al.
4,653,498 A	3/1987	New, Jr. et al.	5,345,510 A	9/1994	Singhi
4,745,398 A	5/1988	Abel	5,353,356 A	10/1994	Waugh et al.
4,765,340 A	8/1988	Sakai et al.	5,355,882 A	10/1994	Ukawa et al.
4,800,495 A	1/1989	Smith	5,357,965 A	10/1994	Hall et al.
4,802,486 A	2/1989	Goodman	5,368,224 A	11/1994	Richardson
4,863,265 A	9/1989	Flower et al.	D353,195 S	12/1994	Savage et al.
4,870,588 A	9/1989	Merhav	D353,196 S	12/1994	Savage et al.
4,911,167 A	3/1990	Corenman	5,377,676 A	1/1995	Vari et al.
4,934,372 A	6/1990	Corenman et al.	5,384,451 A	1/1995	Smith et al.
4,942,877 A	7/1990	Sakai	5,398,003 A	3/1995	Heyl et al.
4,955,379 A	9/1990	Hall	5,404,003 A	4/1995	Smith
4,960,128 A	10/1990	Gordon et al.	5,406,952 A	4/1995	Barnes
4,964,408 A	10/1990	Hink et al.	D359,546 S	6/1995	Savage et al.
4,965,840 A	10/1990	Subbarao	5,421,329 A	6/1995	Casciani
5,003,252 A	3/1991	Nystrom	5,431,170 A	7/1995	Mathews
RE33,643 E	7/1991	Isaacson	D361,840 S	8/1995	Savage et al.
5,041,187 A	8/1991	Hink et al.	5,438,983 A	8/1995	Falcone
5,069,213 A	12/1991	Polczynski	5,442,940 A	8/1995	Secker et al.
5,163,438 A	11/1992	Gordon et al.	D362,063 S	9/1995	Savage et al.
5,170,791 A	12/1992	Boos et al.	5,448,991 A	9/1995	Polson
5,188,108 A	2/1993	Secker	5,452,717 A	9/1995	Branigan et al.
5,190,038 A	3/1993	Polson	D363,120 S	10/1995	Savage et al.
5,193,124 A	3/1993	Subbarao	5,456,252 A	10/1995	Vari et al.
5,218,962 A	6/1993	Mannheimer	5,479,934 A	1/1996	Imran
5,226,417 A	7/1993	Swedlow	5,481,620 A	1/1996	Vaidyanathan
5,246,002 A	9/1993	Prosser	5,482,036 A	1/1996	Diab et al.
5,259,381 A	11/1993	Cheung et al.	5,490,505 A	2/1996	Diab et al.
5,270,942 A	12/1993	Reed	5,494,043 A	2/1996	O'Sullivan et al.
5,298,021 A	3/1994	Sherer	5,503,148 A	4/1996	Pologe
5,307,284 A	4/1994	Brunfeldt	5,533,511 A	7/1996	Kaspari et al.
5,319,355 A	6/1994	Russek	5,534,851 A	7/1996	Russek
5,331,394 A	7/1994	Shalon et al.	5,542,421 A	8/1996	Erdman
			5,544,661 A	8/1996	Davis et al.
			5,549,111 A	8/1996	Wright et al.
			5,561,275 A	10/1996	Savage et al.
			5,562,002 A	10/1996	Lalin
			5,575,284 A	11/1996	Athan et al.
			5,588,435 A	12/1996	Weng et al.
			5,590,649 A	1/1997	Caro et al.
			5,602,924 A	2/1997	Durand et al.
			5,608,820 A	3/1997	Vaidyanathan
			5,610,996 A	3/1997	Eller
			5,632,272 A	5/1997	Diab et al.
			5,638,816 A	6/1997	Kiani-Azarbayjany et al.
			5,638,818 A	6/1997	Diab et al.
			5,645,440 A	7/1997	Tobler et al.
			5,652,566 A	7/1997	Lambert
			5,685,299 A	11/1997	Diab et al.
			5,720,293 A	2/1998	Quinn
			D393,830 S	4/1998	Tobler et al.
			5,743,262 A	4/1998	Lepper, Jr. et al.
			5,758,644 A	6/1998	Diab et al.
			5,760,910 A	6/1998	Lepper, Jr. et al.
			5,769,785 A	6/1998	Diab et al.
			5,782,237 A	7/1998	Casciani et al.
			5,782,757 A	7/1998	Diab et al.
			5,785,659 A	7/1998	Caro et al.
			5,791,347 A	8/1998	Flaherty et al.
			5,810,734 A	9/1998	Caro et al.
			5,819,007 A	10/1998	Elghazzawi
			5,820,267 A	10/1998	Nobles
			5,823,950 A	10/1998	Diab et al.
			5,830,131 A	11/1998	Caro et al.
			5,830,135 A	11/1998	Bosque et al.
			5,833,618 A	11/1998	Caro et al.
			5,842,979 A	12/1998	Jarman
			5,853,364 A	12/1998	Baker, Jr. et al.
			5,860,918 A	1/1999	Schradi et al.
			5,860,919 A	1/1999	Kiani-Azarbayjany et al.
			5,865,736 A	2/1999	Baker, Jr. et al.
			5,890,929 A	4/1999	Mills et al.
			5,891,023 A	4/1999	Lynn
			5,904,654 A	5/1999	Wohltmann et al.
			5,919,134 A	7/1999	Diab
			5,921,921 A	7/1999	Potratz et al.
			5,934,925 A	8/1999	Tobler et al.
			5,940,182 A	8/1999	Lepper, Jr. et al.

(56)

## References Cited

## U.S. PATENT DOCUMENTS

5,950,139	A	9/1999	Korycan	6,597,933	B2	7/2003	Kiani et al.
5,987,343	A	11/1999	Kinast	6,606,511	B1	8/2003	Ali et al.
5,995,855	A	11/1999	Kiani et al.	6,632,181	B2	10/2003	Flaherty et al.
5,997,343	A	12/1999	Mills et al.	6,639,668	B1	10/2003	Trepagnier
6,002,952	A	12/1999	Diab et al.	6,640,116	B2	10/2003	Diab
6,011,986	A	1/2000	Diab et al.	6,643,530	B2	11/2003	Diab et al.
6,027,452	A	2/2000	Flaherty et al.	6,650,917	B2	11/2003	Diab et al.
6,036,642	A	3/2000	Diab et al.	6,654,624	B2	11/2003	Diab et al.
6,045,509	A	4/2000	Caro et al.	6,658,276	B2	12/2003	Kianl et al.
6,047,203	A	4/2000	Sackner et al.	6,658,277	B2	12/2003	Wasserman
6,064,910	A	5/2000	Andersson et al.	6,661,161	B1	12/2003	Lanzo et al.
6,067,462	A	5/2000	Diab et al.	6,671,531	B2	12/2003	Al-Ali et al.
6,081,735	A	6/2000	Diab et al.	6,678,543	B2	1/2004	Diab et al.
6,083,172	A	7/2000	Baker, Jr. et al.	6,684,090	B2	1/2004	Ali et al.
6,088,607	A	7/2000	Diab et al.	6,684,091	B2	1/2004	Parker
6,095,984	A	8/2000	Amano et al.	6,697,656	B1	2/2004	Al-Ali
6,110,522	A	8/2000	Lepper, Jr. et al.	6,697,657	B1	2/2004	Shehada et al.
6,119,026	A	9/2000	McNulty et al.	6,697,658	B2	2/2004	Al-Ali
6,122,535	A	9/2000	Kaestle et al.	RE38,476	E	3/2004	Diab et al.
6,124,597	A	9/2000	Shehada	6,699,194	B1	3/2004	Diab et al.
6,128,521	A	10/2000	Marro et al.	6,714,804	B2	3/2004	Al-Ali et al.
6,129,675	A	10/2000	Jay	RE38,492	E	4/2004	Diab
6,135,952	A	10/2000	Coetzee	6,721,582	B2	4/2004	Trepagnier et al.
6,144,868	A	11/2000	Parker	6,721,585	B1	4/2004	Parker
6,151,516	A	11/2000	Kiani-Azarbayjany et al.	6,725,075	B2	4/2004	Al-Ali
6,152,754	A	11/2000	Gerhardt et al.	6,728,560	B2	4/2004	Kollias et al.
6,157,850	A	12/2000	Diab et al.	6,735,459	B2	5/2004	Parker
6,165,005	A	12/2000	Mills et al.	6,745,060	B2	6/2004	Diab et al.
6,184,521	B1	2/2001	Coffin, IV et al.	6,760,607	B2	7/2004	Al-Ali
6,188,407	B1	2/2001	Smith et al.	6,770,028	B1	8/2004	Ali et al.
6,206,830	B1	3/2001	Diab et al.	6,771,994	B2	8/2004	Kiani et al.
6,229,856	B1	5/2001	Diab et al.	6,792,300	B1	9/2004	Diab et al.
6,232,609	B1	5/2001	Snyder et al.	6,813,511	B2	11/2004	Diab et al.
6,236,872	B1	5/2001	Diab et al.	6,816,741	B2	11/2004	Diab
6,241,683	B1	6/2001	Macklem et al.	6,822,564	B2	11/2004	Al-Ali
6,253,097	B1	6/2001	Aronow et al.	6,826,419	B2	11/2004	Diab et al.
6,256,523	B1	7/2001	Diab et al.	6,830,711	B2	12/2004	Mills et al.
6,263,222	B1	7/2001	Diab et al.	6,832,113	B2	12/2004	Belalcazar
6,278,522	B1	8/2001	Lepper, Jr. et al.	6,850,787	B2	2/2005	Weber et al.
6,280,213	B1	8/2001	Tobler et al.	6,850,788	B2	2/2005	Al-Ali
6,285,896	B1	9/2001	Tobler et al.	6,852,083	B2	2/2005	Caro et al.
6,301,493	B1	10/2001	Marro et al.	6,861,639	B2	3/2005	Al-Ali
6,317,627	B1	11/2001	Ennen et al.	6,898,452	B2	5/2005	Al-Ali et al.
6,321,100	B1	11/2001	Parker	6,920,345	B2	7/2005	Al-Ali et al.
6,325,761	B1	12/2001	Jay	6,931,268	B1	8/2005	Kiani-Azarbayjany et al.
6,331,159	B1	12/2001	Amano et al.	6,934,570	B2	8/2005	Kiani et al.
6,334,065	B1	12/2001	Al-Ali et al.	6,939,305	B2	9/2005	Flaherty et al.
6,342,039	B1	1/2002	Lynn et al.	6,943,348	B1	9/2005	Coffin, IV
6,343,224	B1	1/2002	Parker	6,950,687	B2	9/2005	Al-Ali
6,349,228	B1	2/2002	Kiani et al.	6,961,598	B2	11/2005	Diab
6,360,114	B1	3/2002	Diab et al.	6,970,792	B1	11/2005	Diab
6,368,283	B1	4/2002	Xu et al.	6,979,812	B2	12/2005	Al-Ali
6,371,921	B1	4/2002	Caro et al.	6,985,764	B2	1/2006	Mason et al.
6,377,829	B1	4/2002	Al-Ali	6,993,371	B2	1/2006	Kiani et al.
6,388,240	B2	5/2002	Schulz et al.	6,996,427	B2	2/2006	Ali et al.
6,397,091	B2	5/2002	Diab et al.	6,999,904	B2	2/2006	Weber et al.
6,430,437	B1	8/2002	Marro	7,003,338	B2	2/2006	Weber et al.
6,430,525	B1	8/2002	Weber et al.	7,003,339	B2	2/2006	Diab et al.
6,463,311	B1	10/2002	Diab	7,015,451	B2	3/2006	Dalke et al.
6,470,199	B1	10/2002	Kopotic et al.	7,024,233	B2	4/2006	Ali et al.
6,480,733	B1	11/2002	Turcott	7,027,849	B2	4/2006	Al-Ali
6,501,975	B2	12/2002	Diab et al.	7,030,749	B2	4/2006	Al-Ali
6,505,059	B1	1/2003	Kollias et al.	7,039,449	B2	5/2006	Al-Ali
6,515,273	B2	2/2003	Al-Ali	7,041,060	B2	5/2006	Flaherty et al.
6,519,486	B1	2/2003	Edgar, Jr. et al.	7,044,918	B2	5/2006	Diab
6,519,487	B1	2/2003	Parker	7,067,893	B2	6/2006	Mills et al.
6,525,386	B1	2/2003	Mills et al.	7,096,052	B2	8/2006	Mason et al.
6,526,300	B1	2/2003	Kiani et al.	7,096,054	B2	8/2006	Abdul-Hafiz et al.
6,537,214	B1	3/2003	Hood et al.	7,132,641	B2	11/2006	Schulz et al.
6,541,756	B2	4/2003	Schulz et al.	7,142,901	B2	11/2006	Kiani et al.
6,542,764	B1	4/2003	Al-Ali et al.	7,149,561	B2	12/2006	Diab
6,580,086	B1	6/2003	Schulz et al.	7,186,966	B2	3/2007	Al-Ali
6,584,336	B1	6/2003	Ali et al.	7,190,261	B2	3/2007	Al-Ali
6,595,316	B2	7/2003	Cybulski et al.	7,215,984	B2	5/2007	Diab
6,597,932	B2	7/2003	Tian et al.	7,215,986	B2	5/2007	Diab
				7,221,971	B2	5/2007	Diab
				7,225,006	B2	5/2007	Al-Ali et al.
				7,225,007	B2	5/2007	Al-Ali
				RE39,672	E	6/2007	Shehada et al.

(56)

## References Cited

## U.S. PATENT DOCUMENTS

7,239,905 B2	7/2007	Kiani-Azarbayjany et al.	7,844,315 B2	11/2010	Al-Ali
7,245,953 B1	7/2007	Parker	7,865,222 B2	1/2011	Weber et al.
7,254,429 B2	8/2007	Schurman et al.	7,873,497 B2	1/2011	Weber et al.
7,254,431 B2	8/2007	Al-Ali	7,880,606 B2	2/2011	Al-Ali
7,254,433 B2	8/2007	Diab et al.	7,880,626 B2	2/2011	Al-Ali et al.
7,254,434 B2	8/2007	Schulz et al.	7,891,355 B2	2/2011	Al-Ali et al.
7,272,425 B2	9/2007	Al-Ali	7,894,868 B2	2/2011	Al-Ali et al.
7,274,955 B2	9/2007	Kiani et al.	7,899,507 B2	3/2011	Al-Ali et al.
D554,263 S	10/2007	Al-Ali	7,899,518 B2	3/2011	Trepagnier et al.
7,276,029 B2	10/2007	Goode et al.	7,904,132 B2	3/2011	Weber et al.
7,280,858 B2	10/2007	Al-Ali et al.	7,909,772 B2	3/2011	Popov et al.
7,289,835 B2	10/2007	Mansfield et al.	7,910,875 B2	3/2011	Al-Ali
7,292,883 B2	11/2007	De Felice et al.	7,919,713 B2	4/2011	Al-Ali et al.
7,295,866 B2	11/2007	Al-Ali	7,937,128 B2	5/2011	Al-Ali
7,328,053 B1	2/2008	Diab et al.	7,937,129 B2	5/2011	Mason et al.
7,332,784 B2	2/2008	Mills et al.	7,937,130 B2	5/2011	Diab et al.
7,340,287 B2	3/2008	Mason et al.	7,941,199 B2	5/2011	Kiani
7,341,559 B2	3/2008	Schulz et al.	7,951,086 B2	5/2011	Flaherty et al.
7,343,186 B2	3/2008	Lamego et al.	7,957,780 B2	6/2011	Lamego et al.
D566,282 S	4/2008	Al-Ali et al.	7,962,188 B2	6/2011	Kiani et al.
7,355,512 B1	4/2008	Al-Ali	7,962,190 B1	6/2011	Diab et al.
7,356,365 B2	4/2008	Schurman	7,976,472 B2	7/2011	Kiani
7,371,981 B2	5/2008	Abdul-Hafiz	7,988,637 B2	8/2011	Diab
7,373,193 B2	5/2008	Al-Ali et al.	7,990,382 B2	8/2011	Kiani
7,373,194 B2	5/2008	Weber et al.	7,991,446 B2	8/2011	Al-Ali et al.
7,376,453 B1	5/2008	Diab et al.	8,000,761 B2	8/2011	Al-Ali
7,377,794 B2	5/2008	Al-Ali et al.	8,008,088 B2	8/2011	Bellott et al.
7,377,899 B2	5/2008	Weber et al.	RE42,753 E	9/2011	Kiani-Azarbayjany et al.
7,383,070 B2	6/2008	Diab et al.	8,019,400 B2	9/2011	Diab et al.
7,415,297 B2	8/2008	Al-Ali et al.	8,028,701 B2	10/2011	Al-Ali et al.
7,428,432 B2	9/2008	Ali et al.	8,029,765 B2	10/2011	Bellott et al.
7,438,683 B2	10/2008	Al-Ali et al.	8,036,728 B2	10/2011	Diab et al.
7,440,787 B2	10/2008	Diab	8,046,040 B2	10/2011	Ali et al.
7,454,240 B2	11/2008	Diab et al.	8,046,041 B2	10/2011	Diab et al.
7,467,002 B2	12/2008	Weber et al.	8,046,042 B2	10/2011	Diab et al.
7,469,157 B2	12/2008	Diab et al.	8,048,040 B2	11/2011	Kiani
7,471,969 B2	12/2008	Diab et al.	8,050,728 B2	11/2011	Al-Ali et al.
7,471,971 B2	12/2008	Diab et al.	RE43,169 E	2/2012	Parker
7,483,729 B2	1/2009	Al-Ali et al.	8,118,620 B2	2/2012	Al-Ali et al.
7,483,730 B2	1/2009	Diab et al.	8,126,528 B2	2/2012	Diab et al.
7,489,958 B2	2/2009	Diab et al.	8,128,572 B2	3/2012	Diab et al.
7,496,391 B2	2/2009	Diab et al.	8,130,105 B2	3/2012	Al-Ali et al.
7,496,393 B2	2/2009	Diab et al.	8,145,287 B2	3/2012	Diab et al.
D587,657 S	3/2009	Al-Ali et al.	8,150,487 B2	4/2012	Diab et al.
7,499,741 B2	3/2009	Diab et al.	8,175,672 B2	5/2012	Parker
7,499,835 B2	3/2009	Weber et al.	8,180,420 B2	5/2012	Diab et al.
7,500,950 B2	3/2009	Al-Ali et al.	8,182,443 B1	5/2012	Kiani
7,509,154 B2	3/2009	Diab et al.	8,185,180 B2	5/2012	Diab et al.
7,509,494 B2	3/2009	Al-Ali	8,190,223 B2	5/2012	Al-Ali et al.
7,510,849 B2	3/2009	Schurman et al.	8,190,227 B2	5/2012	Diab et al.
7,526,328 B2	4/2009	Diab et al.	8,203,438 B2	6/2012	Kiani et al.
7,530,942 B1	5/2009	Diab	8,203,704 B2	6/2012	Merritt et al.
7,530,949 B2	5/2009	Al Ali et al.	8,224,411 B2	7/2012	Al-Ali et al.
7,530,955 B2	5/2009	Diab et al.	8,228,181 B2	7/2012	Al-Ali
7,532,919 B2	5/2009	Soyemi et al.	8,229,533 B2	7/2012	Diab et al.
7,563,110 B2	7/2009	Al-Ali et al.	8,233,955 B2	7/2012	Al-Ali et al.
7,596,398 B2	9/2009	Al-Ali et al.	8,244,325 B2	8/2012	Al-Ali et al.
7,618,375 B2	11/2009	Flaherty	8,255,026 B1	8/2012	Al-Ali
D606,659 S	12/2009	Kiani et al.	8,255,027 B2	8/2012	Al-Ali et al.
7,647,083 B2	1/2010	Al-Ali et al.	8,255,028 B2	8/2012	Al-Ali et al.
D609,193 S	2/2010	Al-Ali et al.	8,260,577 B2	9/2012	Weber et al.
D614,305 S	4/2010	Al-Ali et al.	8,265,723 B1	9/2012	McHale et al.
RE41,317 E	5/2010	Parker	8,274,360 B2	9/2012	Sampath et al.
7,729,733 B2	6/2010	Al-Ali et al.	8,301,217 B2	10/2012	Al-Ali et al.
7,734,320 B2	6/2010	Al-Ali	8,310,336 B2	11/2012	Muhsin et al.
7,761,127 B2	7/2010	Al-Ali et al.	8,315,683 B2	11/2012	Al-Ali et al.
7,761,128 B2	7/2010	Al-Ali et al.	RE43,860 E	12/2012	Parker
7,764,982 B2	7/2010	Dalke et al.	8,337,403 B2	12/2012	Al-Ali et al.
D621,516 S	8/2010	Kiani et al.	8,346,330 B2	1/2013	Lamego
7,791,155 B2	9/2010	Diab	8,353,842 B2	1/2013	Al-Ali et al.
7,801,581 B2	9/2010	Diab	8,355,766 B2	1/2013	MacNeish, III et al.
7,822,452 B2	10/2010	Schurman et al.	8,359,080 B2	1/2013	Diab et al.
RE41,912 E	11/2010	Parker	8,364,223 B2	1/2013	Al-Ali et al.
7,844,313 B2	11/2010	Kiani et al.	8,364,226 B2	1/2013	Diab et al.
7,844,314 B2	11/2010	Al-Ali	8,374,665 B2	2/2013	Lamego
			8,385,995 B2	2/2013	Al-Ali et al.
			8,385,996 B2	2/2013	Smith et al.
			8,388,353 B2	3/2013	Kiani et al.
			8,399,822 B2	3/2013	Al-Ali

(56)

## References Cited

## U.S. PATENT DOCUMENTS

8,401,602	B2	3/2013	Kiani	
8,405,608	B2	3/2013	Al-Ali et al.	
8,414,499	B2	4/2013	Al-Ali et al.	
8,418,524	B2	4/2013	Al-Ali	
8,423,106	B2	4/2013	Lamego et al.	
8,428,967	B2	4/2013	Olsen et al.	
8,430,817	B1	4/2013	Al-Ali et al.	
8,437,825	B2	5/2013	Dalvi et al.	
8,455,290	B2	6/2013	Siskavich	
8,457,703	B2	6/2013	Al-Ali	
8,457,707	B2	6/2013	Kiani	
8,463,349	B2	6/2013	Diab et al.	
8,466,286	B2	6/2013	Bellot et al.	
8,471,713	B2	6/2013	Poeze et al.	
8,473,020	B2	6/2013	Kiani et al.	
8,483,787	B2	7/2013	Al-Ali et al.	
8,489,364	B2	7/2013	Weber et al.	
8,498,684	B2	7/2013	Weber et al.	
8,509,867	B2	8/2013	Workman et al.	
8,515,509	B2	8/2013	Bruinsma et al.	
8,523,781	B2	9/2013	Al-Ali	
8,529,301	B2	9/2013	Al-Ali et al.	
8,532,727	B2	9/2013	Ali et al.	
8,532,728	B2	9/2013	Diab et al.	
D692,145	S	10/2013	Al-Ali et al.	
8,547,209	B2	10/2013	Kiani et al.	
8,548,548	B2	10/2013	Al-Ali	
8,548,550	B2	10/2013	Al-Ali et al.	
8,560,032	B2	10/2013	Al-Ali et al.	
8,560,034	B1	10/2013	Diab et al.	
8,570,167	B2 *	10/2013	Al-Ali .....	A61B 5/021 340/511
9,131,883	B2 *	9/2015	Al-Ali .....	A61B 5/021 340/511
2002/0082488	A1	6/2002	Al-Ali	
2002/0161291	A1	10/2002	Kiani	
2003/0000522	A1	1/2003	Lynn et al.	
2003/0004421	A1	1/2003	Ting et al.	
2003/0018241	A1	1/2003	Mannheimer	
2003/0073890	A1	4/2003	Hanna	
2003/0107487	A1	6/2003	Korman et al.	
2003/0120164	A1	6/2003	Nielsen	
2006/0149144	A1	7/2006	Lynn et al.	
2007/0066873	A1	3/2007	Kamath et al.	

## FOREIGN PATENT DOCUMENTS

EP	0352923	1/1990
EP	0645117	3/1995
EP	0659384	6/1995
WO	WO 84/03032	8/1984
WO	WO 92/11803	7/1992
WO	WO 92/15955	9/1992
WO	WO 92/20273	11/1992
WO	WO 95/21567	8/1995
WO	WO 98/43071	10/1998

## OTHER PUBLICATIONS

Request for Ex Parte Reexamination Under 35 U.S.C. §302, 37 C.F.R. §1.510 of U.S. Pat. No. 7,880,606 (which shares a common specification with the present application) filed Sep. 13, 2012 (including Appendixes).

Appendixes for Expert Report of Dr. Robert Stone Regarding the invalidity of Masimo's Patents-in-Suit (U.S. Pat. No. 5,632,272, U.S. Pat. No. 6,263,222, U.S. Pat. No. 7,215,984, and U.S. Pat. No. 6,699,194, *Masimo Corporation v. Philips Electronics North America Corporation and Philips Medizin Systeme Böttingen GMBH*, (District of Delaware, Case No. 1:09-cv-00080 (LPS/MPT) dated Mar. 7, 2012.

Blitt, Casey D., *Monitoring in Anesthesia and Critical Care Medicine*, (2d ed. 1990).

Boualem Boashash, *Estimating and Interpreting the Instantaneous Frequency of a Signal-Part I: Fundamentals*, *Proceedings of the IEEE*, vol. 80, No. 4 (Apr. 1992).

Boualem Boashash, *Note on the Use of the Wigner Distribution for Time-Frequency Signal Analysis*, *IEEE Transactions on Acoustics, Speech, and Signal Processing*, vol. 36, No. 9 (Sep. 1988).

Declaration of Gail Baura, Ph.D. in Support of Masimo's Opposition to Defendant's Motion for Summary Judgment of Invalidity of U.S. Pat. No. 7,215,984, Doc. 561, *Masimo Corporation v. Philips Electronics North America Corporation and Philips Medizin Systeme Böttingen GMBH*, (District of Delaware, Case No. 1:09-cv-00080 (LPS/MPT) dated Sep. 28, 2012. (Redacted).

Declaration of Gail Baura, Ph.D. in Support of Masimo's Opposition to Defendant's Motion for Summary Judgment of Invalidity of U.S. Pat. No. 5,632,272, Doc. 554, *Masimo Corporation v. Philips Electronics North America Corporation and Philips Medizin Systeme Böttingen GMBH*, (District of Delaware, Case No. 1:09-cv-00080 (LPS/MPT) dated Sep. 28, 2012. (Redacted).

Declaration of Gail Baura, Ph.D. in Support of Masimo's Opposition to Defendant's Motion for Summary Judgment of Invalidity of U.S. Pat. No. 6,263,222, Doc. 551, *Masimo Corporation v. Philips Electronics North America Corporation and Philips Medizin Systeme Böttingen GMBH*, (District of Delaware, Case No. 1:09-cv-00080 (LPS/MPT) dated Sep. 28, 2012. (Redacted).

Declaration of Gail Baura, Ph.D. in Support of Masimo's Opposition to Defendant's Motion for Summary Judgment of Invalidity of U.S. Pat. No. 6,699,194, Doc. 508, *Masimo Corporation v. Philips Electronics North America Corporation and Philips Medizin Systeme Böttingen GMBH*, (District of Delaware, Case No. 1:09-cv-00080 (LPS/MPT) dated Sep. 21, 2012.

Declaration of Mohammed K. Diab in Support of Masimo's Oppositions to Defendants' Motions for Summary Judgment of Invalidity and Noninfringement of U.S. Pat. No. 5,632,272 and 7,215,984, Doc. 563, *Masimo Corporation v. Philips Electronics North America Corporation and Philips Medizin Systeme Böttingen GMBH*, (District of Delaware, Case No. 1:09-cv-00080 (LPS/MPT) dated Sep. 28, 2012 (Redacted).

Declaration of Perry D. Oldham in Support of Masimo Opposition to Defendant's Motion for Summary Judgment of Invalidity and Noninfringement of U.S. Pat. No. 7,215,984, vol. 1, Doc. 556, *Masimo Corporation v. Philips Electronics North America Corporation and Philips Medizin Systeme Böttingen GMBH*, (District of Delaware, Case No. 1:09-cv-00080 (LPS/MPT) dated Sep. 28, 2012. (Redacted).

Declaration of Perry D. Oldham in Support of Masimo Opposition to Defendant's Motion for Summary Judgment of Invalidity of U.S. Pat. No. 5,632,272, Doc. 553, *Masimo Corporation v. Philips Electronics North America Corporation and Philips Medizin Systeme Böttingen GMBH*, (District of Delaware, Case No. 1:09-cv-00080 (LPS/MPT) dated Sep. 28, 2012. (Redacted).

Declaration of Perry D. Oldham in Support of Masimo Opposition to Defendant's Motion for Summary Judgment of Invalidity of U.S. Pat. No. 6,699,194, Doc. 548, *Masimo Corporation v. Philips Electronics North America Corporation and Philips Medizin Systeme Böttingen GMBH*, (District of Delaware, Case No. 1:09-cv-00080 (LPS/MPT) dated Sep. 28, 2012. (Redacted).

Declaration of Perry D. Oldham in Support of Masimo's Opposition to Defendant's Motion for Summary Judgment of Invalidity and Noninfringement of U.S. Pat. No. 7,215,984, vol. 2, Doc. 558, *Masimo Corporation v. Philips Electronics North America Corporation and Philips Medizin Systeme Böttingen GMBH*, (District of Delaware, Case No. 1:09-cv-00080 (LPS/MPT) dated Sep. 28, 2012. (Redacted).

Declaration of Perry D. Oldham in Support of Masimo's Opposition to Defendant's Motion for Summary Judgment of Invalidity of U.S. Pat. No. 6,263,222, Doc. 550, *Masimo Corporation v. Philips Electronics North America Corporation and Philips Medizin Systeme Böttingen GMBH*, (District of Delaware, Case No. 1:09-cv-00080 (LPS/MPT) dated Sep. 28, 2012 (Redacted).

Defendants' Answer and Philips Electronics North America Corp.'s Counterclaims to Masimo's First Amended Complaint, Doc. 11, *Masimo Corporation v. Philips Electronics North America Corpo-*

(56)

## References Cited

## OTHER PUBLICATIONS

*ration and Philips Medizin Systeme Böblingen GMBH*, (District of Delaware, Case No. 1:11-cv-00742 (LPS/MPT) dated Nov. 7, 2011. Defendants' Answer and Philips Electronics North America Corp.'s Counterclaims to Masimo's Second Amended Complaint, Doc. 43, *Masimo Corporation v. Philips Electronics North America Corporation and Philips Medizin Systeme Böblingen GMBH*, (District of Delaware, Case No. 1:11-cv-00742 (LPS/MPT) dated May 11, 2012.

Defendants' Motion for Summary Judgment of Invalidity and Noninfringement of U.S. Pat. No. 5,632,272, Doc. 402, *Masimo Corporation v. Philips Electronics North America Corporation and Philips Medizin Systeme Böblingen GMBH*, (District of Delaware, Case No. 1:09-cv-00080 (LPS/MPT) dated Aug. 14, 2012.

Defendants' Motion for Summary Judgment of Invalidity of U.S. Pat. No. 6,263,222, Doc. 410, *Masimo Corporation v. Philips Electronics North America Corporation and Philips Medizin Systeme Böblingen GMBH*, (District of Delaware, Case No. 1:09-cv-00080 (LPS/MPT) dated Aug. 14, 2012.

Defendants' Motion for Summary Judgment of Invalidity of U.S. Pat. No. 6,699,194, Doc. 406, *Masimo Corporation v. Philips Electronics North America Corporation and Philips Medizin Systeme Böblingen GMBH*, (District of Delaware, Case No. 1:09-cv-00080 (LPS/MPT) dated Aug. 14, 2012.

Defendants' Objections to Magistrate Judge Thyng's Report and Recommendation Regarding Claim Construction, Doc. 218, *Masimo Corporation v. Philips Electronics North America Corporation and Philips Medizin Systeme Böblingen GMBH*, (District of Delaware, Case No. 1:09-cv-00080 (LPS/MPT) dated Mar. 7, 2011. Edward Bedrosian, *The Analytic Signal Representation of Modulating Waveforms* (1962).

Expert Report of Dr. Robert Stone Regarding the invalidity of Masimo's Patents-in-Suit (U.S. Pat. No. 5,632,272, U.S. Pat. No. 6,263,222, U.S. Pat. No. 7,215,984, and U.S. Pat. No. 6,699,194, *Masimo Corporation v. Philips Electronics North America Corporation and Philips Medizin Systeme Böblingen GMBH*, (District of Delaware, Case No. 1:09-cv-00080 (LPS/MPT) dated Mar. 7, 2012. Hanzo et al., "A Portable Multimedia Communicator Scheme", *Multimedia Technologies and Future Applications: Proceedings of the IEEE International Symposium* (1994).

Maciej Niedzwiecki et al. "Smoothing of Discontinuous Signals: The Competitive Approach," *IEEE Transactions on Signal Processing*, vol. 43, No. 1, Jan. 1995, pp. 1-13.

Masimo Corporation's Answering Brief in Opposition to Defendant's Motion for Summary Judgment of Invalidity and Noninfringement of U.S. Pat. No. 7,215,984, Doc. 555, *Masimo Corporation v. Philips Electronics North America Corporation and Philips Medizin Systeme Böblingen GMBH*, (District of Delaware, Case No. 1:09-cv-00080 (LPS/MPT) dated Sep. 28, 2012. (Redacted).

Masimo Corporation's Answering Brief in Opposition to Defendant's Motion for Summary Judgment of Invalidity and Noninfringement of U.S. Pat. No. 5,632,272, Doc. 552, *Masimo Corporation v. Philips Electronics North America Corporation and Philips Medizin Systeme Böblingen GMBH*, (District of Delaware, Case No. 1:09-cv-00080 (LPS/MPT) dated Sep. 28, 2012. (Redacted).

Masimo Corporation's Answering Brief in Opposition to Defendants' Motion for Summary Judgment of Invalidity of U.S. Pat. No. 6,263,222, Doc. 549, *Masimo Corporation v. Philips Electronics North America Corporation and Philips Medizin Systeme Böblingen GMBH*, (District of Delaware, Case No. 1:09-cv-00080 (LPS/MPT) dated Sep. 28, 2012 (Redacted).

Masimo Corporation's Objections to the Report and Recommendation Regarding Claim Construction, Doc. 219, *Masimo Corporation v. Philips Electronics North America Corporation and Philips Medizin Systeme Böblingen GMBH*, (District of Delaware, Case No. 1:09-cv-00080 (LPS/MPT) dated Mar. 8, 2011.

Masimo Corporation's Response to Defendants' Objections to the Report and Recommendation Regarding Claim Construction, Doc. 232, *Masimo Corporation v. Philips Electronics North America*

*Corporation and Philips Medizin Systeme Böblingen GMBH*, (District of Delaware, Case No. 1:09-cv-00080 (LPS/MPT) dated Mar. 24, 2011.

Masimo's Answer to Philips' Counterclaims to Masimo's Second Amended Complaint, Doc. 358, *Masimo Corporation v. Philips Electronics North America Corporation and Philips Medizin Systeme Böblingen GMBH*, (District of Delaware, Case No. 1:11-cv-00742 (LPS/MPT) dated Jun. 4, 2012.

Masimo's Answer to Philips' Counterclaims, Doc. 28, *Masimo Corporation v. Philips Electronics North America Corporation and Philips Medizin Systeme Böblingen GMBH*, (District of Delaware, Case No. 1:11-cv-00742 (LPS/MPT) dated Dec. 30, 2011.

Memorandum Order Adopting Report and Recommendation Regarding Claim Construction, Doc. 319, *Masimo Corporation v. Philips Electronics North America Corporation and Philips Medizin Systeme Böblingen GMBH*, (District of Delaware, Case No. 1:09-cv-00080 (LPS/MPT) dated Jan. 17, 2011.

Opening Brief in Support of Defendants' Motion for Summary Judgment of Invalidity and Noninfringement of U.S. Pat. No. 5,632,272, Doc. 444, *Masimo Corporation v. Philips Electronics North America Corporation and Philips Medizin Systeme Böblingen GMBH*, (District of Delaware, Case No. 1:09-cv-00080 (LPS/MPT) dated Aug. 21, 2012. (Redacted).

Opening Brief in Support of Defendants' Motion for Summary Judgment of Invalidity of U.S. Pat. No. 6,699,194, Doc. 445, *Masimo Corporation v. Philips Electronics North America Corporation and Philips Medizin Systeme Böblingen GMBH*, (District of Delaware, Case No. 1:09-cv-00080 (LPS/MPT) dated Aug. 21, 2012. (Redacted).

Philip Defendant's Motion for Summary Judgment of Invalidity and Noninfringement of U.S. Pat. No. 7,215,984, Doc. 394, *Masimo Corporation v. Philips Electronics North America Corporation and Philips Medizin Systeme Böblingen GMBH*, (District of Delaware, Case No. 1:09-cv-00080 (LPS/MPT) dated Aug. 14, 2012.

Philip's Opening Brief in Support of Defendant's Motion for Summary Judgment of Invalidity and Noninfringement of U.S. Pat. No. 7,215,984, Doc. 442, *Masimo Corporation v. Philips Electronics North America Corporation and Philips Medizin Systeme Böblingen GMBH*, (District of Delaware, Case No. 1:09-cv-00080 (LPS/MPT) dated Aug. 21, 2012. (Redacted).

Philips' Opening Brief in Support of Defendants' Motion for Summary Judgment of Invalidity of U.S. Pat. No. 6,263,222, Doc. 413, *Masimo Corporation v. Philips Electronics North America Corporation and Philips Medizin Systeme Böblingen GMBH*, (District of Delaware, Case No. 1:09-cv-00080 (LPS/MPT) dated Aug. 14, 2012.

Philips' Response to Masimo Corporation's Objections to the Report and Recommendation Regarding Claim Construction, Doc. 230, *Masimo Corporation v. Philips Electronics North America Corporation and Philips Medizin Systeme Böblingen GMBH*, (District of Delaware, Case No. 1:09-cv-00080 (LPS/MPT) dated Mar. 24, 2011.

Reply Brief in Support of Defendants' Motion for Summary Judgment of Invalidity and Noninfringement of U.S. Patent. No. 7,216,984, Doc. 609, *Masimo Corporation v. Philips Electronics North America Corporation and Philips Medizin Systeme Böblingen GMBH*, (District of Delaware, Case No. 1:09-cv-00080 (LPS/MPT) dated Oct. 26, 2012. (Redacted).

Reply Brief in Support of Defendants' Motion for Summary Judgment of Invalidity and Noninfringement of U.S. Pat. No. 5,632,272, Doc. 614, *Masimo Corporation v. Philips Electronics North America Corporation and Philips Medizin Systeme Böblingen GMBH*, (District of Delaware, Case No. 1:09-cv-00080 (LPS/MPT) dated Oct. 26, 2012 (Redacted).

Reply Brief in Support of Defendants' Motion for Summary Judgment of Invalidity of U.S. Pat. No. 6,263,222, Doc. 613, *Masimo Corporation v. Philips Electronics North America Corporation and Philips Medizin Systeme Böblingen GMBH*, (District of Delaware, Case No. 1:09-cv-00080 (LPS/MPT) dated Oct. 26, 2012 (Redacted).

Reply Brief in Support of Defendants' Motion for Summary Judgment of Invalidity of U.S. Pat. No. 6,699,194, Doc. 610, *Masimo Corporation v. Philips Electronics North America Corporation and*

(56)

## References Cited

## OTHER PUBLICATIONS

*Philips Medizin Systeme Böblingen GMBH*, (District of Delaware, Case No. 1:09-cv-00080 (LPS/MPT) dated Oct. 26, 2012. (Redacted).

Report and Recommendation Regarding Claim Construction, Doc. 210, *Masimo Corporation v. Philips Electronics North America Corporation and Philips Medizin Systeme Böblingen GMBH*, (District of Delaware, Case No. 1:09-cv-00080 (LPS/MPT) dated Feb. 18, 2011.

Rusch, "Master's Thesis," Graduate School University of South Florida, Tampa, Florida (Dec. 1994).

Scharf, "Optimization of Portable Pulse Oximetry Through Fourier Analysis", 2015.

Scharf, "Pulse Oximetry Through Spectral Analysis", 2015.

Second Amended Complaint for Patent Infringement, Doc. 42, *Masimo Corporation v. Philips Electronics North America Corporation and Philips Medizin Systeme Böblingen GMBH*, (District of Delaware, Case No. 1:11-cv-00742 (LPS/MPT) dated Apr. 25, 2012.

Steven W. Smith, *The Scientist and Engineer's Guide to Digital Signal Processing*, § 8 (1st ed. 1997).

Supplemental Expert Report of Dr. Robert Stone Regarding the invalidity of Masimo's Patents-in-Suit (U.S. Pat. No. 5,632,272, U.S. Pat. No. 6,263,222, U.S. Pat. No. 7,215,984, and U.S. Pat. No. 6,699,194, *Masimo Corporation v. Philips Electronics North America Corporation and Philips Medizin Systeme Böblingen GMBH*, (District of Delaware, Case No. 1:09-cv-00080 (LPS/MPT) dated Mar. 18, 2012.

U.S. Appl. No. 90/012,551, filed Sep. 13, 2012, requesting ex parte reexamination of U.S. Pat. No. 6,970,792, including accompanying Reexam Request, claim charts, and other documentation filed under 37 C.F.R. § 1.510 and 35 U.S.C. § 302.

U.S. Appl. No. 90/012,553, filed Sep. 13, 2012, requesting ex parte reexamination of U.S. Pat. No. 7,024,233, including accompanying Reexam Request, claim charts, and other documentation filed under 37 C.F.R. § 1.510 and 35 U.S.C. § 302.

U.S. Appl. No. 90/012,403, filed Jul. 23, 2012, requesting ex parte reexamination of U.S. Pat. No. 6,263,222, including accompanying Reexam Request, claim charts, and other documentation filed under 37 C.F.R. § 1.510 and 35 U.S.C. § 302.

U.S. Appl. No. 90/012,409, filed Aug. 17, 2012, requesting ex parte reexamination of U.S. Pat. No. 6,699,194, including accompanying Reexam Request, claim charts, and other documentation filed under 37 C.F.R. § 1.510 and 35 U.S.C. § 302.

U.S. Appl. No. 90/012,463, filed Sep. 5, 2012, requesting ex parte reexamination of U.S. Pat. No. 7,215,984, including accompanying Reexam Request, claim charts, and other documentation filed under 37 C.F.R. § 1.510 and 35 U.S.C. § 302.

U.S. Appl. No. 90/012,532, filed Sep. 13, 2012, requesting ex parte reexamination of U.S. Pat. No. 7,499,835, including accompanying Reexam Request, claim charts, and other documentation filed under 37 C.F.R. § 1.510 and 35 U.S.C. § 302.

U.S. Appl. No. 90/012,534, filed Sep. 13, 2012, requesting ex parte reexamination of U.S. Pat. No. 7,962,188, including accompanying Reexam Request, claim charts, and other documentation filed under 37 C.F.R. § 1.510 and 35 U.S.C. § 302.

U.S. Appl. No. 90/012,538, filed Sep. 13, 2012, requesting ex parte reexamination of U.S. Pat. No. 7,377,899, including accompanying Reexam Request, claim charts, and other documentation filed under 37 C.F.R. § 1.510 and 35 U.S.C. § 302.

U.S. Appl. No. 90/012,541, filed Sep. 13, 2012, requesting ex parte reexamination of U.S. Pat. No. 7,899,507, including accompanying Reexam Request, claim charts, and other documentation filed under 37 C.F.R. § 1.510 and 35 U.S.C. § 302.

U.S. Appl. No. 90/012,542, filed Sep. 13, 2012, requesting ex parte reexamination of U.S. Pat. No. 8,180,420, including accompanying Reexam Request, claim charts, and other documentation filed under 37 C.F.R. § 1.510 and 35 U.S.C. § 302.

U.S. Appl. No. 90/012,543, filed Sep. 13, 2012, requesting ex parte reexamination of U.S. Pat. No. 6,850,787, including accompanying Reexam Request, claim charts, and other documentation filed under 37 C.F.R. § 1.510 and 35 U.S.C. § 302.

U.S. Appl. No. 90/012,546, filed Sep. 13, 2012, requesting ex parte reexamination of U.S. Pat. No. 7,438,683, including accompanying Reexam Request, claim charts, and other documentation filed under 37 C.F.R. § 1.510 and 35 U.S.C. § 302.

U.S. Appl. No. 90/012,557, filed Sep. 13, 2012, requesting ex parte reexamination of U.S. Pat. No. 8,150,487, including accompanying Reexam Request, claim charts, and other documentation filed under 37 C.F.R. § 1.510 and 35 U.S.C. § 302.

U.S. Appl. No. 90/012,559, filed Sep. 13, 2012, requesting ex parte reexamination of U.S. Pat. No. 8,190,223, including accompanying Reexam Request, claim charts, and other documentation filed under 37 C.F.R. § 1.510 and 35 U.S.C. § 302.

U.S. Appl. No. 90/012,561, filed Sep. 14, 2012, requesting ex parte reexamination of U.S. Pat. No. 8,019,400, including accompanying Reexam Request, claim charts, and other documentation filed under 37 C.F.R. § 1.510 and 35 U.S.C. § 302.

U.S. Appl. No. 90/012,562, filed Sep. 14, 2012 requesting ex parte reexamination of U.S. Pat. No. 6,463,311, including accompanying Reexam Request, claim charts, and other documentation filed under 37 C.F.R. § 1.510 and 35 U.S.C. § 302.

U.S. Appl. No. 90/012,566, filed Sep. 14, 2012, requesting ex parte reexamination of U.S. Pat. No. 7,530,955, including accompanying Reexam Request, claim charts, and other documentation filed under 37 C.F.R. § 1.510 and 35 U.S.C. § 302.

U.S. Appl. No. 90/012,567, filed Sep. 14, 2012, requesting ex parte reexamination of U.S. Pat. No. 6,684,090, including accompanying Reexam Request, claim charts, and other documentation filed under 37 C.F.R. § 1.510 and 35 U.S.C. § 302.

U.S. Appl. No. 90/012,568, filed Sep. 14, 2012, requesting ex parte reexamination of U.S. Pat. No. 8,128,572, including accompanying Reexam Request, claim charts, and other documentation filed under 37 C.F.R. § 1.510 and 35 U.S.C. § 302.

U.S. Appl. No. 90/012,699, filed Oct. 4, 2012, requesting ex parte reexamination of U.S. Pat. No. 6,002,952, including accompanying Reexam Request, claim charts, and other documentation filed under 37 C.F.R. § 1.510 and 35 U.S.C. § 302.

U.S. Appl. No. 90/012,555, filed Sep. 13, 2012, requesting ex parte reexamination of U.S. Pat. No. 7,440,787, including accompanying Reexam Request, claim charts, and other documentation filed under 37 C.F.R. § 1.510 and 35 U.S.C. § 302.

U.S. Appl. No. 95/002,183, filed Sep. 12, 2012, requesting inter partes reexamination of U.S. Pat. No. 7,530,955, including accompanying Reexam Request, claim charts, and other documentation filed under 37 C.F.R. § 1.913 and 35 U.S.C. § 311.

V. Ya. Volkov, "Enhancing the Reliability and Accuracy of Pulse Oximetry with a Built-In Expert System," *Biomedical Engineering*, vol. 27, No. 3 (May-Jun. 1993) (translated from Russian).

V. Ya. Volkov, "Principles and Algorithms for Determining Blood Oxygenation Level by Pulse Oximetry," *Biomedical Engineering*, vol. 27, No. 1 (Jan.-Feb. 1993) (translated from Russian).

Wukitsch, et al., "Knowing Your Monitoring Equipment," *Journal of Clinical Monitoring*, vol. 4, No. 4 (Oct. 1998).

Revised Expert Report of Dr. Robert Stone Regarding the invalidity of Masimo's Patents-in-Suit (U.S. Pat. No. 5,632,272, U.S. Pat. No. 6,263,222, U.S. Pat. No. 7,215,984, and U.S. Pat. No. 6,699,194, *Masimo Corporation v. Philips Electronics North America Corporation and Philips Medizin Systeme Böblingen GmbH*, (District of Delaware, Case No. 1:09-cv-00080 (LPS/MPT) dated Mar. 7, 2012.

\* cited by examiner

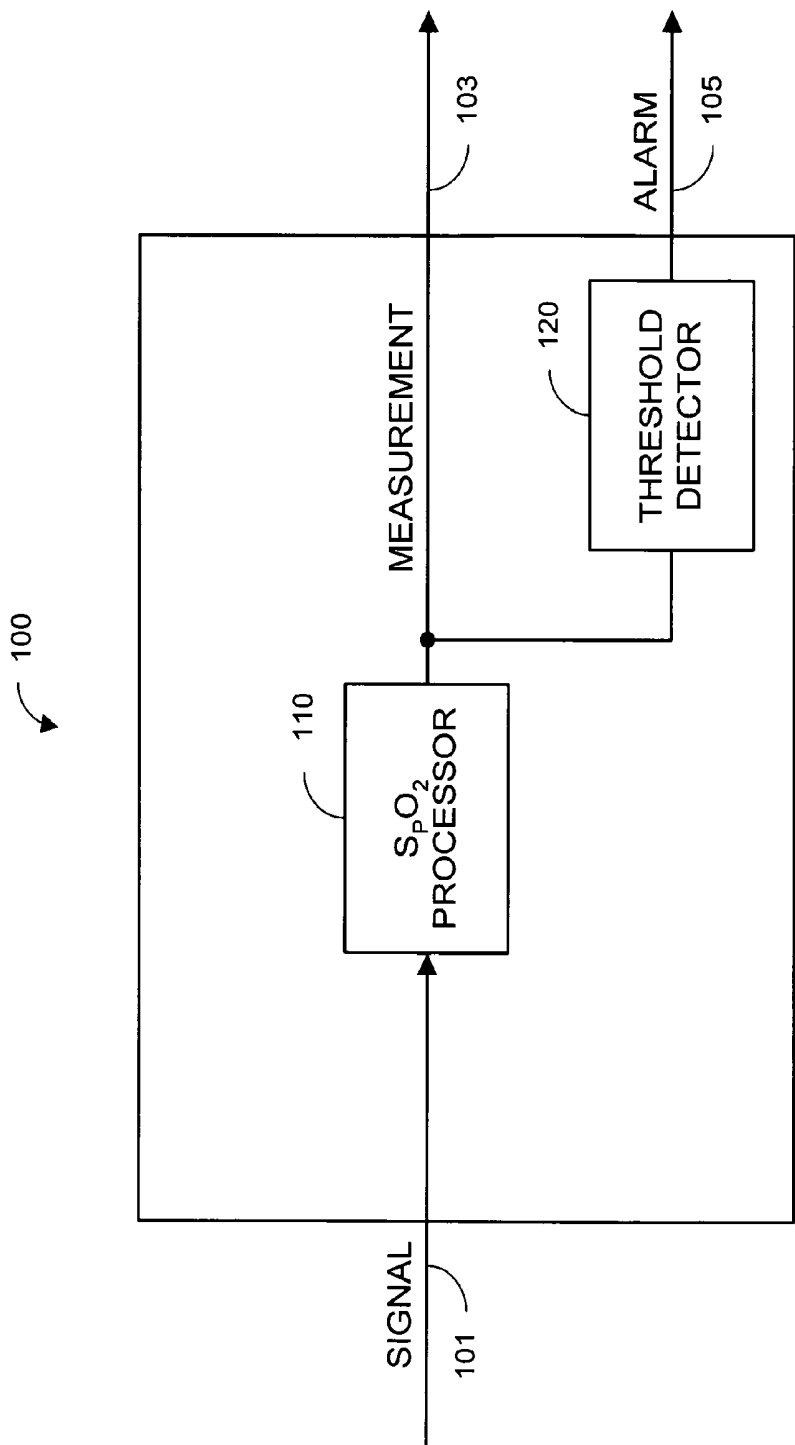


FIG. 1 (Prior Art)



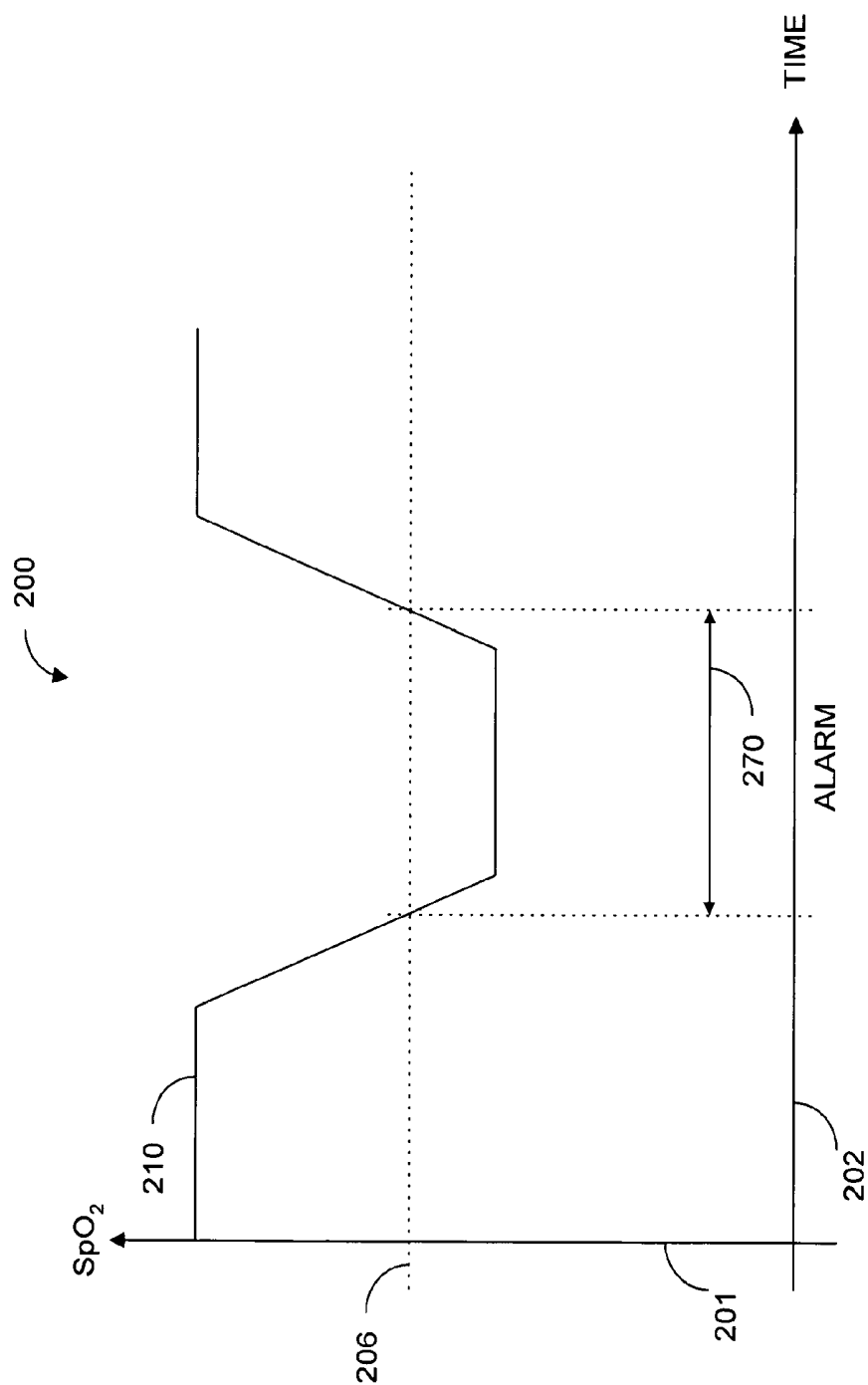


FIG. 2

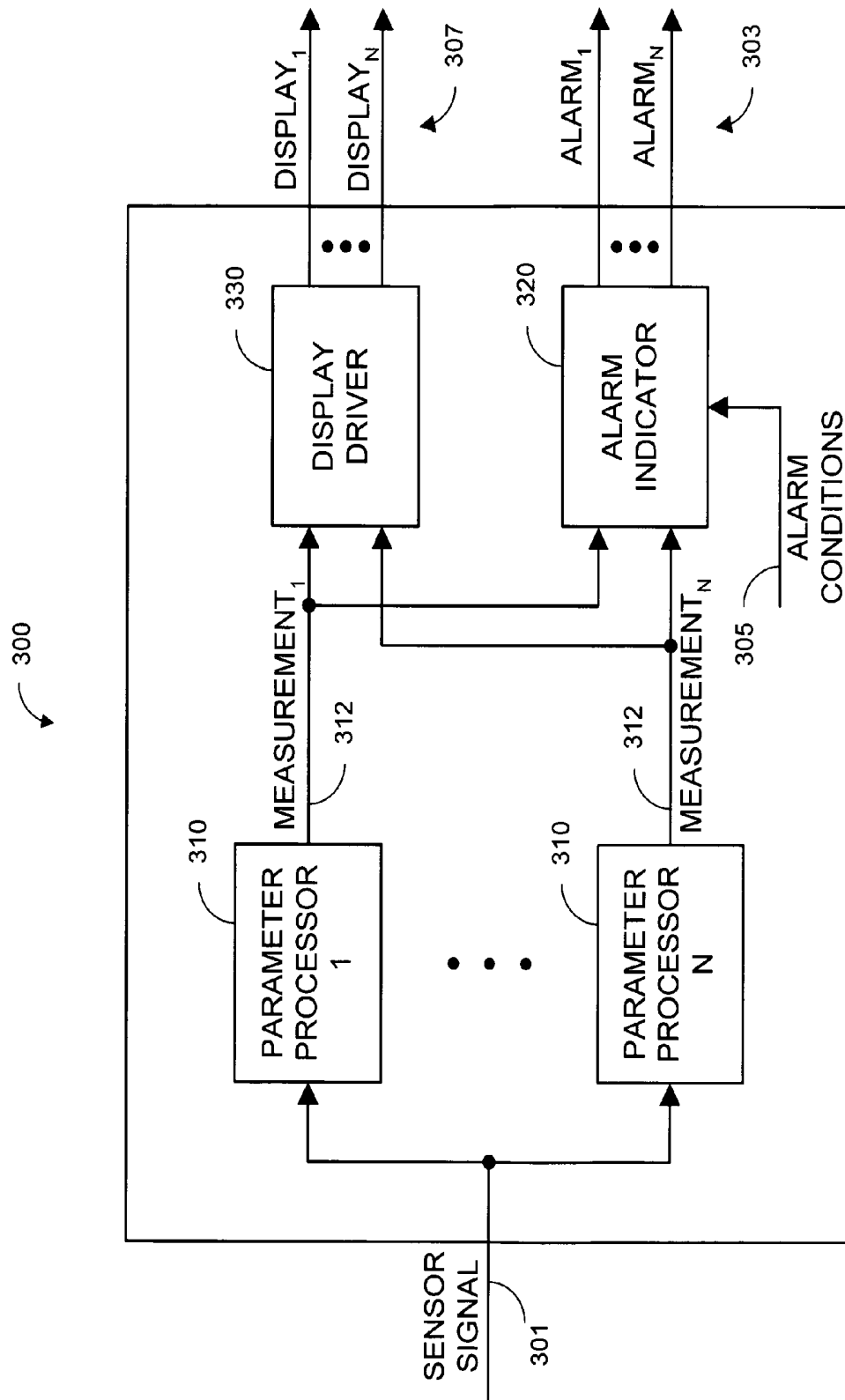


FIG. 3

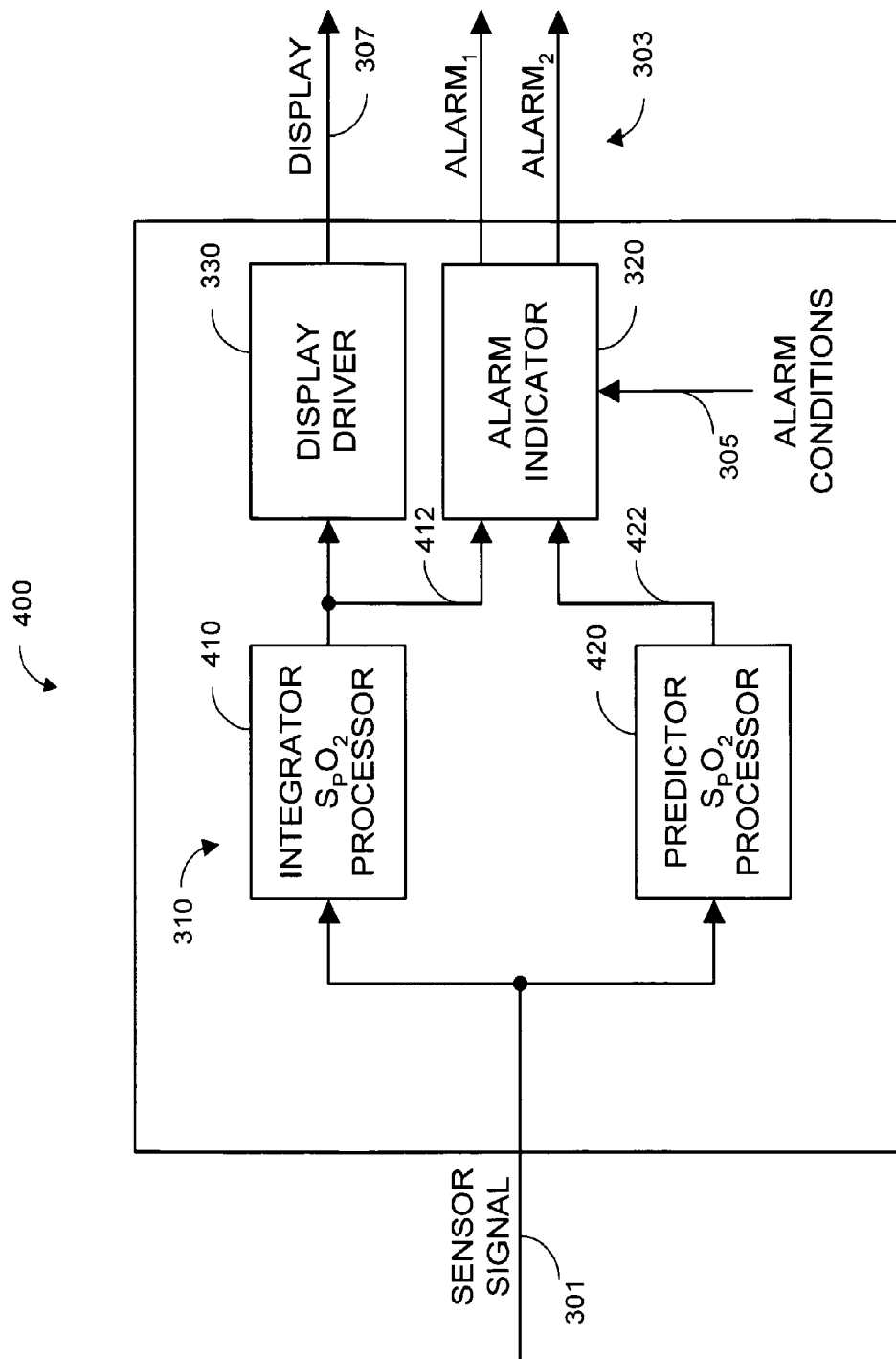


FIG. 4

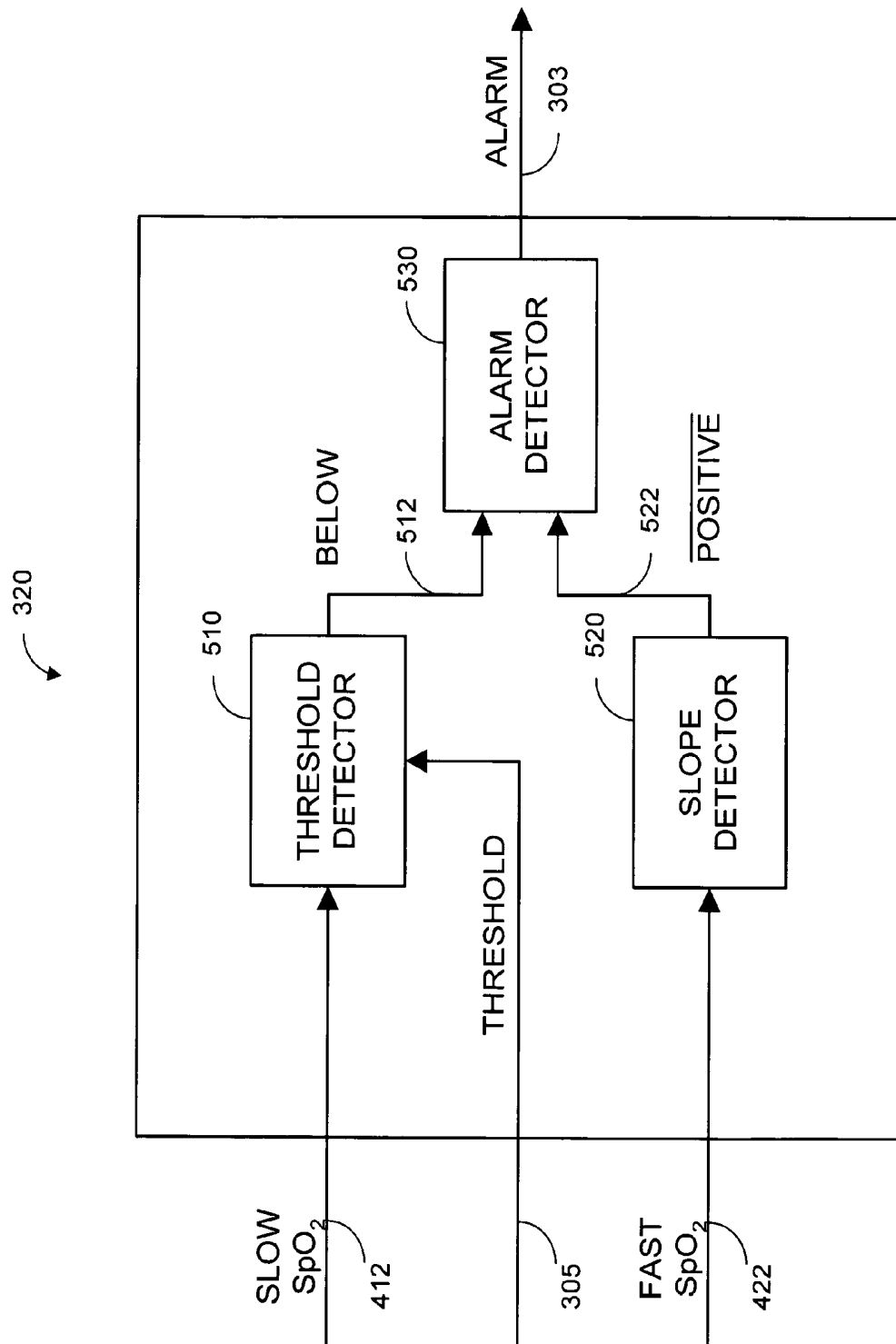


FIG. 5

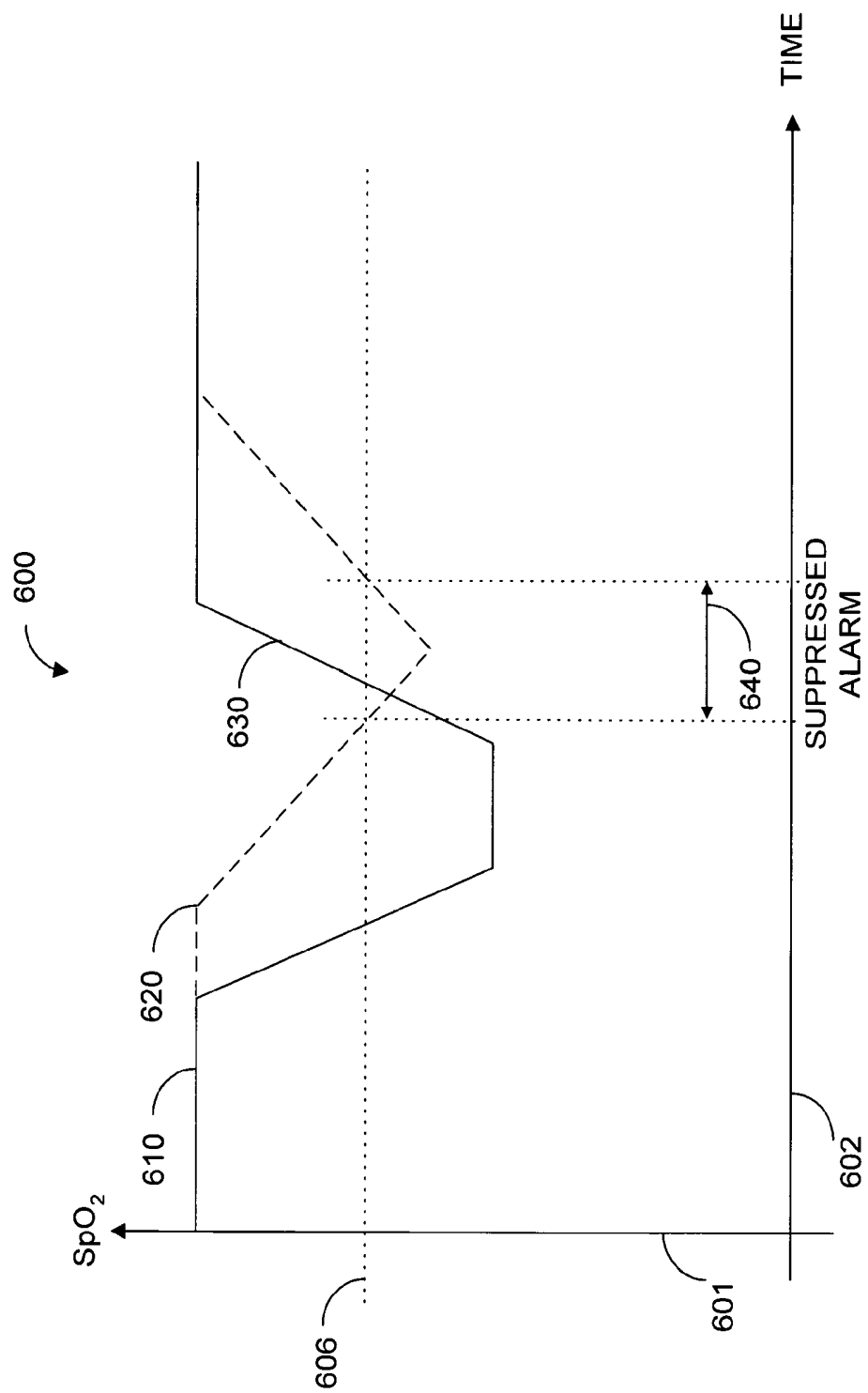


FIG. 6A

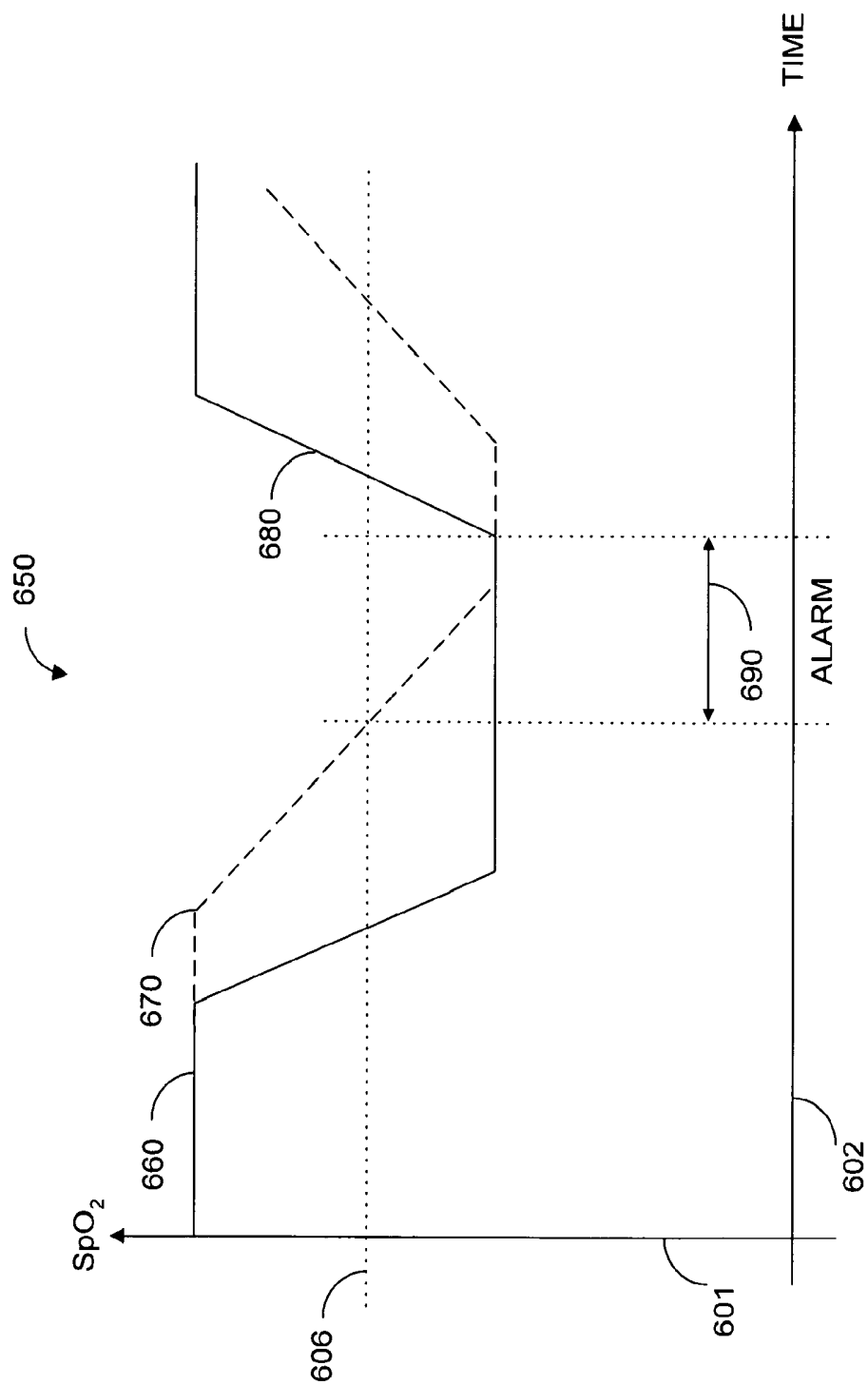


FIG. 6B

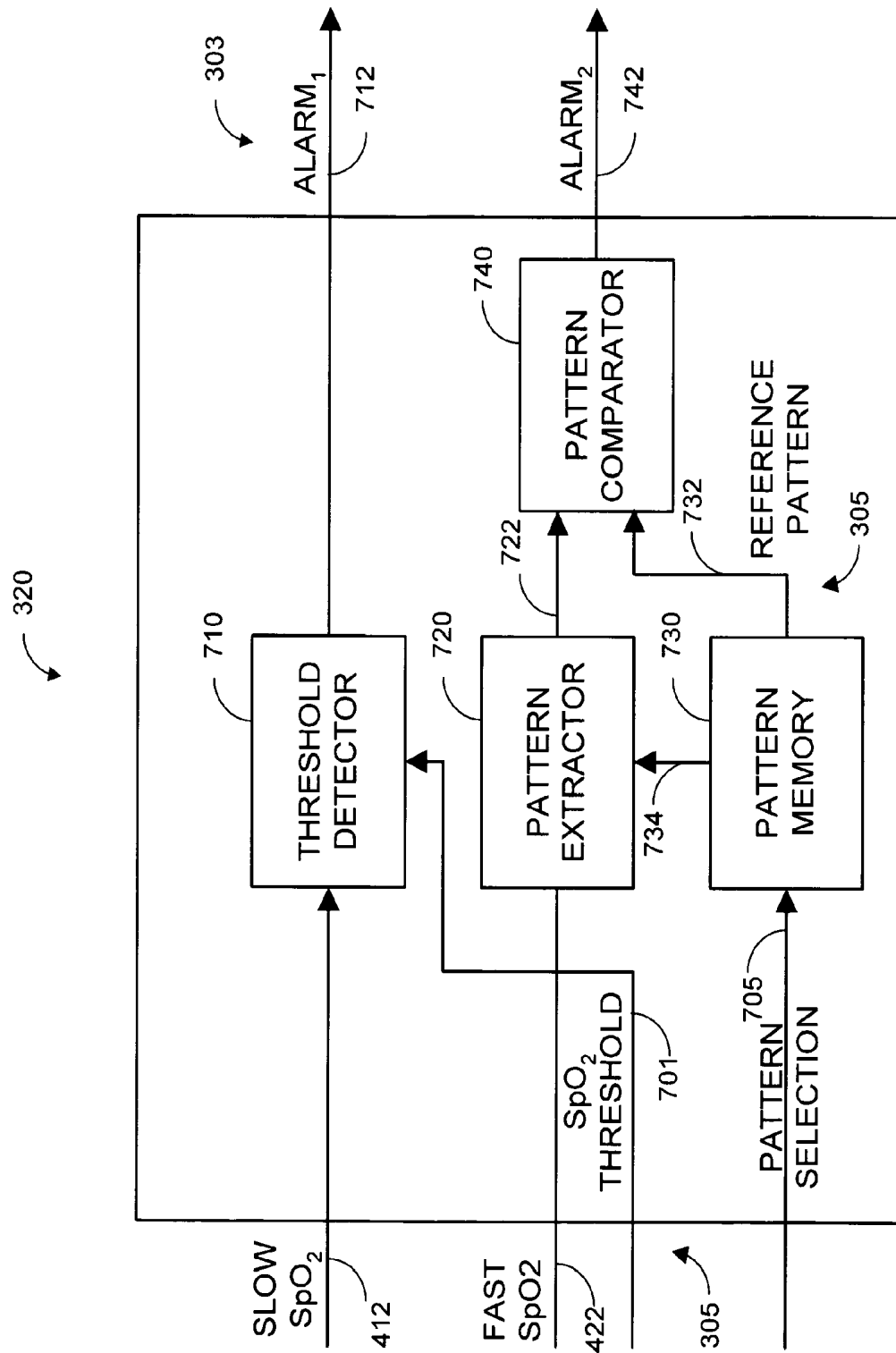
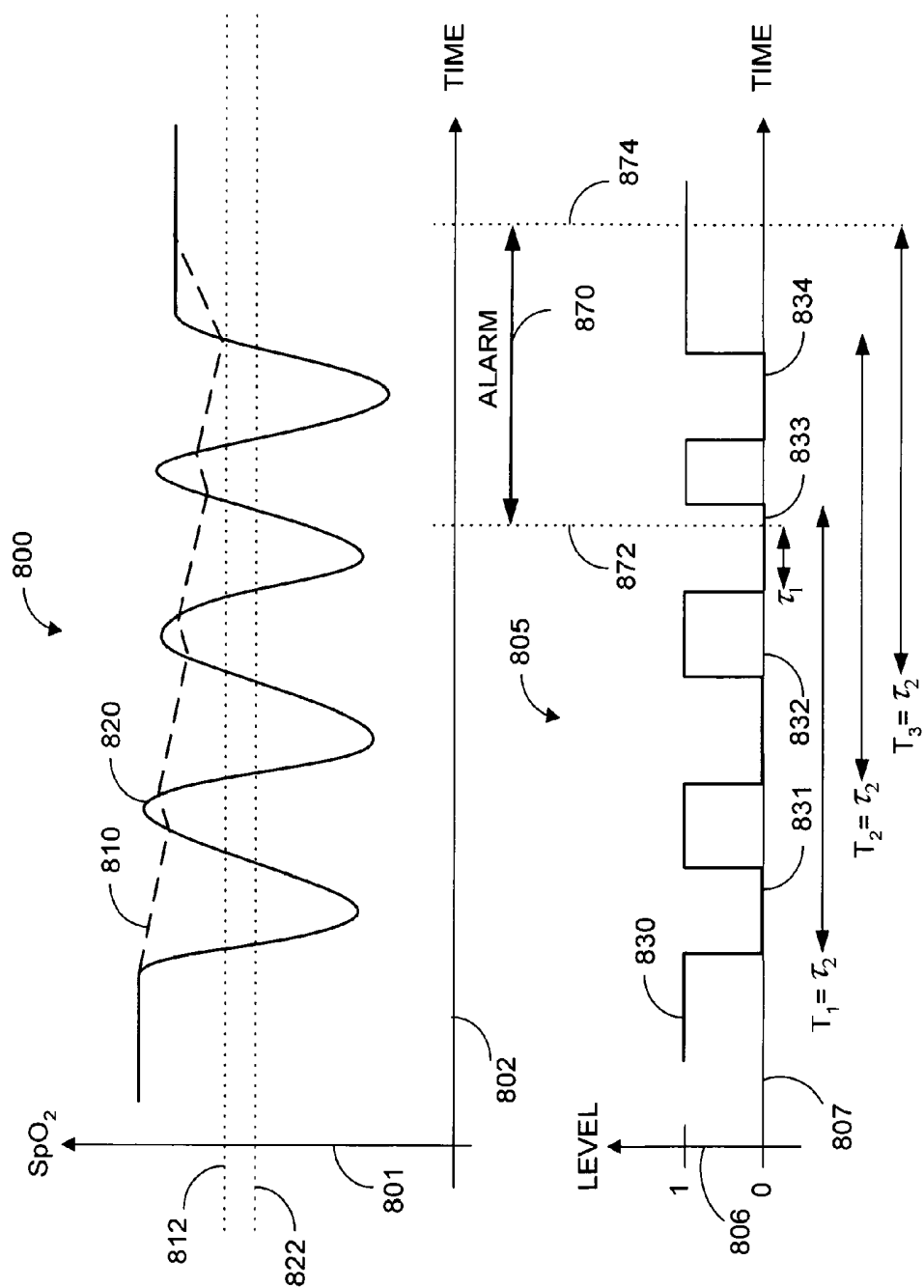


FIG. 7


$$\frac{\infty}{F|G}$$



## PHYSIOLOGICAL TREND MONITOR

INCORPORATION BY REFERENCE TO ANY  
PRIORITY APPLICATIONS

Any and all applications, if any, for which a foreign or domestic priority claim is identified in the Application Data Sheet of the present application are hereby incorporated by reference under 37 CFR 1.57.

## BACKGROUND

Physiological measurement instruments employed in healthcare environments often feature visual and audible alarm mechanisms that alert a caregiver when a patient's vital signs are outside of predetermined limits. One example is a pulse oximeter, which measures the oxygen saturation level of arterial blood, an indicator of oxygen supply. A typical pulse oximeter displays a numerical readout of the patient's oxygen saturation, a numerical readout of pulse rate, and a plethysmograph, which is indicative of a patient's pulse. In addition, a pulse oximeter provides an alarm that warns of a potential desaturation event.

FIG. 1 illustrates a prior art pulse oximeter portion 100 having a signal input 101 and generating an oxygen saturation measurement output 103 and an alarm output 105. The pulse oximeter portion 100 has an oxygen saturation (SPO.sub.2) processor 110 and an associated threshold detector 120. The SPO.sub.2 processor 110 derives an oxygen saturation measurement from the signal input 101. The signal input 101 is typically an amplified, filtered, digitized and demodulated sensor signal. A sensor emits both red and infrared (IR) wavelength light, which is transmitted through a patient's tissue, detected and input to the pulse oximeter. The pulse oximeter calculates a normalized ratio (AC/DC) of the detected red and infrared intensities, and an arterial oxygen saturation value is empirically determined based on a ratio of these normalized ratios, as is well-known in the art. The oxygen saturation measurement output 103 is typically a digital signal that is then communicated to a display.

FIG. 2 illustrates the operation of a conventional threshold detector 120 (FIG. 1) utilizing a graph 200 of oxygen saturation 201 versus time 202. The graph 200 displays a particular oxygen saturation measurement 210 corresponding to the measurement output 103 (FIG. 1) and a predetermined alarm threshold 206. During an alarm time period 270 when the measured oxygen saturation 210 is below the threshold 206, an alarm output 105 (FIG. 1) is generated, which triggers a caregiver alert. Adjusting the threshold 206 to a lower value of oxygen saturation 201 reduces the probability of an alarm, i.e. reduces the probability of a false alarm and increases the probability of a missed event. Likewise, adjusting the threshold 206 to a higher value of oxygen saturation 201 increases the probability of an alarm, i.e. increases the probability of a false alarm and decreases the probability of a missed event.

## SUMMARY

One aspect of a physiological trend monitor comprises transmitting light into a patient tissue site, generating a sensor signal, detecting a blood parameter trend according to the sensor signal and generating an alarm according to the blood parameter trend. The transmitted light has multiple wavelengths. The sensor signal is responsive to the light after attenuation by pulsatile arterial blood flow within the

tissue site. In various embodiments, the detecting comprises deriving a curve-fitting blood parameter measurement. A blood parameter slope is calculated from the blood parameter measurement. The alarm is responsive to a negative value of the blood parameter slope. A smoothed blood parameter measurement is derived. A threshold value is set for the smoothed blood parameter measurement. The alarm is responsive to the smoothed blood parameter measurement crossing the threshold value.

Another aspect of a physiological trend monitor comprises a sensor signal responsive to multiple wavelengths of light transmitted into a tissue site and detected after attenuation by pulsatile blood flow within the tissue site. A processor has an input responsive to the sensor signal and a physiological parameter output. Features are extracted from the physiological parameter output. Criteria are applied to the features. An alarm output is generated when the criteria are satisfied. In various embodiments a pattern memory stores feature values and a comparator compares the features with the stored feature values. The criteria determine a match between the features and the stored feature values so as to trigger the alarm output. At least one of the features relate to the number of threshold crossings over a specified time period. At least one of the features relate to a duration of a threshold crossing by the physiological parameter output. At least one of the features relate to a trend in the physiological parameter and a slope of that trend over a specified time period.

A further aspect of a physiological trend monitor comprises a detector responsive to multiple wavelengths of light transmitted into a tissue site after attenuation by pulsatile blood flow within the tissue site so as to generate a sensor signal. A processor means calculates a physiological measurement in response to the sensor signal. A pattern extractor means identifies features of the physiological measurement. A pattern memory means stores a reference pattern. A pattern comparator means triggers an alarm if the identified features match the reference pattern. In various embodiments, a threshold is input to the pattern extractor. The identified features comprise at least the number of times the physiological measurement crosses the threshold within a predetermined time period. The identified features comprise at least the duration of each time the physiological measurement crosses the threshold. The physiological measurement comprises a predictive oxygen saturation measurement. A second processor means calculates an integrator oxygen saturation measurement.

## BRIEF DESCRIPTION OF THE DRAWINGS

FIG. 1 is a block diagram of a prior art pulse oximeter portion;

FIG. 2 is a graph of oxygen saturation versus time illustrating a conventional threshold detector alarm;

FIG. 3 is a block diagram of an alarm processor utilizing parallel measurements of a physiological parameter;

FIG. 4 is a block diagram of a pulse oximeter processor utilizing dual oxygen saturation measurements;

FIG. 5 is a block diagram of a predictive alarm indicator utilizing a threshold detector with a slow oxygen saturation measurement input and a slope detector with a fast oxygen saturation measurement input;

FIGS. 6A-B are graphs of oxygen saturation versus time illustrating operation of the alarm indicator according to FIG. 5;

FIG. 7 is a block diagram of a pattern recognition alarm indicator utilizing a threshold detector with a slow oxygen

saturation measurement input and a pattern extractor with a fast oxygen saturation measurement input; and

FIG. 8 is a graph of oxygen saturation versus time illustrating the pattern recognition alarm indicator according to FIG. 7.

#### DETAILED DESCRIPTION OF THE PREFERRED EMBODIMENTS

FIG. 3 illustrates a parallel measurement alarm processor 300. The alarm processor 300 has a sensor signal input 301 responsive to a physiological parameter and provides one or more alarm outputs 303 to indicate that the physiological parameter may have exceeded particular limits. The alarm processor 300 also has multiple parameter processors 310, which do not necessarily have the same or similar internal configurations. The multiple parameter processors 310 input the sensor signal 301 and provide parallel measurements 312 of the physiological parameter, each measurement having differing characteristics, such as response time or bandwidth to name a few. The alarm processor 300 further has an alarm indicator 320 that inputs the parallel parameter measurements 312 and generates the alarm outputs 303 based upon alarm conditions 305. The alarm outputs 303 change state to indicate that the parameter may have exceed one or more limits and to trigger an alarm accordingly. The alarm conditions 305 define particular limits with respect to one or more of the measurements 312. The alarm conditions 305 may be predefined, such as by user input, or determined by a separate process, such as a measurement of sensor signal quality or data confidence as described in U.S. patent application Ser. No. 09/858,114 entitled "Pulse Oximetry Data Confidence Indicator," assigned to Masimo Corporation, Irvine, Calif. and incorporated by reference herein. The alarm processor 300 may also have a display driver 330 that processes one or more of the parameter measurements 312 and provides one or more display outputs 307.

FIG. 4 illustrates a pulse oximeter embodiment 400 of the alarm processor 300 (FIG. 3) described above. A pulse oximeter sensor (not shown) provides a signal input 301 that is responsive to arterial oxygen saturation, as described with respect to FIG. 1, above. The alarm processor 400 has dual oxygen saturation processors 310. An integrator oxygen saturation (SpO.sub.2) processor 410 outputs a slow SpO.sub.2 measurement 412, i.e. a measurement having a slow response time to changes in the SpO.sub.2 parameter. A predictor SpO.sub.2 processor 420 outputs a fast SpO.sub.2 measurement 422, i.e. a measurement having a fast response time that tracks changes in the SpO.sub.2 parameter. The slow SpO.sub.2 measurement 412 is input to a display driver 330, which provides an oxygen saturation display output 307. For example, the display output 307 may be input to a digital display that provides a numerical readout of oxygen saturation to a caregiver. Both the slow SpO.sub.2 measurement 412 and the fast SpO.sub.2 measurement 422 are input to an alarm indicator 320 that generates at least one alarm output 303 based upon alarm conditions 305, as described in further detail with respect to FIGS. 5-8, below.

The integrator SpO.sub.2 processor 410, advantageously, provides a smoothed measurement of oxygen saturation suitable for threshold detection. The predictor SpO.sub.2 processor 420, advantageously, provides a curve-fitting or a predictive measurement of oxygen saturation that detects trends in oxygen saturation, as described in further detail with respect to FIG. 5 and FIGS. 6A-B, below. Further, the predictor SpO.sub.2 processor 420 advantageously tracks oxygen saturation details that may signal a critical physi-

ological event, as described in further detail with respect to FIGS. 7-8, below. The integrator SpO.sub.2 processor 410 and predictor SpO.sub.2 processor 420 may be a pulse oximeter as described in U.S. patent application Ser. No. 09/586,845 entitled "Variable Mode Averager," assigned to Masimo Corporation, Irvine, Calif. and incorporated by reference herein.

FIG. 5 illustrates a trend embodiment of an alarm indicator 320, which has a threshold detector 510, a slope detector 520 and alarm detector 530. The threshold detector 510 has a slow SpO.sub.2 measurement 412 and a threshold alarm condition 305 as inputs and a logic output BELOW 512. The slope detector 520 has a fast SpO.sub.2 measurement 422 input and a logic output POSITIVE/522. The alarm detector 530 has BELOW 512 and POSITIVE/522 logic inputs and generates an alarm output 303. The threshold detector 510 is a comparator that asserts BELOW 512 while the slow SpO.sub.2 measurement 412 is less in value than the value of the threshold 305. The slope detector 520 is a differentiator and comparator that asserts POSITIVE/522 while the slope of the fast SpO.sub.2 measurement 422 is non-positive, i.e. while the derivative of the fast SpO.sub.2 measurement 422 is zero or less than zero. The alarm detector 530 performs a logical AND function, asserts the alarm output 303 and indicates an alarm when BELOW 512 and POSITIVE/522 are both asserted. In this manner, an alarm output 303 only changes state when the slow SpO.sub.2 measurement 412 is below a threshold 305 and the fast SpO.sub.2 measurement 422 has not begun to increase in value. Advantageously, the trend recognition alarm indicator 320 reduces false alarms by suppressing a threshold-based alarm on the slow SpO.sub.2 measurement 412 when the fast SpO.sub.2 measurement 422 determines that a patient's oxygen saturation is in recovery, as described in further detail with respect to FIGS. 6A-B, below.

FIGS. 6A-B illustrate operation of the trend recognition alarm indicator 320 (FIG. 5). In FIG. 6A, a graph 600 has an SpO.sub.2 axis 601 and a time axis 602. Shown along the SpO.sub.2 axis 601 is a constant SpO.sub.2 value 606 corresponding to a threshold 305 (FIG. 5). The graph 600 shows a first plot of SpO.sub.2 versus time 610 corresponding to a fast SpO.sub.2 measurement 422 (FIG. 5). The graph 600 also shows a second plot of SpO.sub.2 versus time 620 corresponding to a slow SpO.sub.2 measurement 412 (FIG. 5). A suppressed alarm interval 640 along the time axis 602 corresponds to an alarm that would be indicated by the threshold detector 510 (FIG. 5) but is suppressed as occurring during a positive slope portion 630 of a fast SpO.sub.2 measurement 610. The alarm detector 530 (FIG. 5) would not assert an alarm output 303 (FIG. 5) during this interval.

In FIG. 6B, a graph 650 shows a first plot of SpO.sub.2 versus time 660 corresponding to a fast SpO.sub.2 measurement 422 (FIG. 5). The graph 650 also shows a second plot of SpO.sub.2 versus time 670 corresponding to a slow SpO.sub.2 measurement 412 (FIG. 5). An alarm interval 690 along the time axis 602 corresponds to an alarm period triggered by the alarm output 303 (FIG. 5). This alarm interval 640 occurs while a slow SpO.sub.2 measurement 670 is below the threshold 606 and before a positive slope portion 680 of a fast SpO.sub.2 measurement 660.

FIG. 7 illustrates a pattern recognition embodiment of an alarm indicator 320, having a threshold detector 710, a pattern extractor 720, a pattern memory 730 and a pattern comparator 740. Further, the alarm indicator 320 has slow SpO.sub.2 412 and fast SpO.sub.2 422 measurement inputs in addition to threshold 701 and reference pattern 732 alarm condition inputs 305. The threshold detector 710 has a slow

SpO.sub.2 measurement **412** and a SpO.sub.2 threshold **701** as inputs and a first alarm output **712**. The threshold detector **710** changes the state of the first alarm output **712** when the value of the slow SpO.sub.2 measurement **412** crosses the SpO.sub.2 threshold **701**. For example, the first alarm output **712** changes state to trigger an alarm when the slow SpO.sub.2 measurement **412** becomes less than the SpO.sub.2 threshold **701**.

As shown in FIG. 7, the pattern extractor **720** has a fast SpO.sub.2 measurement **422** and a pattern threshold **734** as inputs and an extracted pattern output **722**. The pattern extractor **720** identifies features of the fast SpO.sub.2 measurement **422** that may be used for pattern matching. Features may be, for example, the number of times the fast SpO.sub.2 measurement **422** crosses the pattern threshold **734** within a certain time period, or the duration of each time period that the fast SpO.sub.2 measurement **422** is less than the pattern threshold **734**, to name a few. The pattern memory **730** has a pattern selection input **705** and a reference pattern output **732**. The pattern memory **730** stores values for particular features that are identified by the pattern extractor **720**. The reference pattern output **732** transfers these stored values to the pattern comparator **740**. The pattern memory **730** may be nonvolatile and one or more patterns may be stored at the time of manufacture or downloaded subsequently via a data input (not shown). One of multiple patterns may be determined via the pattern selection input **705**, by a user or by a separate process, for example. The pattern threshold **734** may be generated in response to the pattern selection input **705** or in conjunction with a selected reference pattern **732**.

Also shown in FIG. 7, the pattern comparator **740** has the extracted pattern **722** and the reference pattern **732** as inputs and generates a second alarm output **742**. That is, the pattern comparator **740** matches extracted measurement features provided by the pattern extractor **720** with selected features retrieved from pattern memory **730**, changing the state of the second alarm output **742** accordingly. For example, the second alarm output **742** changes state to trigger an alarm when features of the fast SpO.sub.2 measurement **422** match the reference pattern output **732**. Advantageously, the pattern recognition alarm indicator **320** reduces missed events by supplementing the threshold-based first alarm output **712** responsive to the slow SpO.sub.2 measurement **412** with a pattern-based second alarm output **742** responsive to detail in the fast SpO.sub.2 measurement **422**. In this manner, if a patient's oxygen saturation is, for example, irregular or intermittent, the second alarm output **742** may trigger a caregiver alert when the first alarm output **712** does not, as described in further detail with respect to FIG. 8, below.

FIG. 8 illustrates operation of a pattern recognition alarm indicator **320** (FIG. 7), as described above. A graph **800** has a SpO.sub.2 axis **801** and a time axis **802**. The graph **800** shows a SpO.sub.2 plot versus time **810** corresponding to the slow SpO.sub.2 measurement **412** (FIG. 7). Shown along the time axis **802** is a constant SpO.sub.2 value **812** corresponding to the SpO.sub.2 threshold **701** (FIG. 7). Due to the short duration of irregular and intermittent drops in SpO.sub.2, the slow SpO.sub.2 measurement **810** does not fall below the SpO.sub.2 threshold **812**. Thus, the first alarm output **712** (FIG. 7) does not trigger an alarm in this example.

Also shown in FIG. 8, the graph **800** shows a SpO.sub.2 plot versus time **820** corresponding to the fast SpO.sub.2 measurement **422** (FIG. 7). Shown along the time axis **802** is a constant SpO.sub.2 value **822** corresponding to the pattern threshold **734** (FIG. 7). A corresponding graph **805**

has a logic level axis **806** and a time axis **807**. The graph **805** shows a logic level plot versus time **830** corresponding to the extracted pattern output **722** (FIG. 7). The logic level plot **830** has a "1" level when the fast SpO.sub.2 plot **820** is above the pattern threshold **822** and a "0" level when the fast SpO.sub.2 plot **820** is below the pattern threshold **822**. In this manner, the logic level plot **830** indicates the number and duration of times the fast SpO.sub.2 plot **820** falls below a threshold value **822**.

Further shown in FIG. 8, an alarm interval **870** along the time axis **802** corresponds to an alarm period indicated by the pattern comparator **740** (FIG. 7). This alarm interval **870** occurs after a reference pattern **732** (FIG. 7) is detected as matching an extracted pattern **722** (FIG. 7) and ends, correspondingly, when there is no longer a match. For example, assume that the reference pattern output **732** (FIG. 7) has the alarm criteria that at least three below threshold periods of minimum duration T.sub.1 must occur during a maximum period T.sub.2, where the value of T.sub.1 and T.sub.2 are illustrated along the time axis **807**. The below threshold time periods **831-834** are each greater in duration than T.sub.2 and a first set of three, below-threshold time periods **831-833** occurs within a time period T.sub.1=T.sub.2, as illustrated. Thus, the alarm interval beginning **872** is triggered by the second alarm output **742** (FIG. 7). A second set of three, below-threshold time periods **832-834** also occurs within a time period T.sub.2=T.sub.2, as illustrated. Thus, the alarm interval **870** continues. There is no third set of three, below-threshold time periods. Thus, after the end of the time interval T.sub.3=T.sub.2, the alarm interval end **874** is triggered. This example illustrates how the pattern recognition alarm indicator **320** (FIG. 7) can trigger an alarm on an event, such as a period of irregular heartbeats, that might be missed by a threshold-based alarm responsive to the slow SpO.sub.2 measurement **412**.

Although some alarm processor embodiments were described above in terms of pulse oximetry and oxygen saturation measurements, one of ordinary skill in the art will recognize that an alarm processor as disclosed herein is also applicable to the measurement and monitoring of other blood constituents, for example blood glucose and total hemoglobin concentration to name a few, and other physiological parameters such as blood pressure, pulse rate, respiration rate, and EKG to name a few.

In an embodiment, multiple pattern processors, each including a pattern extractor, pattern memory and pattern comparator, such as described with respect to FIG. 7, above, have as inputs one or more of fast SpO.sub.2 measurements, a pulse oximeter plethysmograph and pulse rate measurements. An arrhythmia alarm is generated based upon irregular heartbeat patterns being matched or otherwise detected in one or more combinations of SpO.sub.2 measurements, a pulse oximeter plethysmograph and pulse rate measurements.

A physiological trend monitor has been disclosed in detail in connection with various embodiments. These embodiments are disclosed by way of examples only and are not to limit the scope of the claims that follow. One of ordinary skill in the art will appreciate many variations and modifications.

What is claimed is:

1. A system for non-invasively monitoring physiological trends, the system comprising:
  - a processor configured to:
    - receive a sensor signal from an optical sensor coupled with a patient, the sensor signal responsive to light attenuated by body tissue of the patient;

7

calculate a physiological parameter and a physiological parameter trend based on the sensor signal; output a value of the physiological parameter for presentation on a display; and

output an audible alarm once the physiological parameter reaches a threshold if the physiological parameter trend is not trending upward.

2. The system of claim 1, wherein the processor is further configured to suppress the audible alarm once the smoothed physiological parameter rises above the threshold, even if the physiological parameter trend is flat or trending downward.

3. The system of claim 1, wherein the processor is further configured to suppress the audible alarm once the physiological parameter trend begins to trend upward, even if the physiological parameter is under the threshold.

4. The system of claim 1, wherein the processor is further configured to calculate the physiological parameter by smoothing physiological parameter values.

8

5. The system of claim 1, wherein the processor is further configured to calculate the physiological parameter by integrating physiological parameter values.

6. The system of claim 1, wherein the processor is further configured to calculate the physiological parameter trend using a curve-fitting technique.

7. The system of claim 1, wherein the processor is further configured to output the audible alarm responsive to the physiological parameter trend being negative.

8. The system of claim 1, wherein the processor is further configured to output the audible alarm responsive to the physiological parameter trend being zero.

9. The system of claim 1, wherein the physiological parameter is selected from the group consisting of oxygen saturation, blood glucose, total hemoglobin concentration, blood pressure, pulse rate, and respiration rate.

\* \* \* \* \*

专利名称(译)	生理趋势监测		
公开(公告)号	<a href="#">US9636056</a>	公开(公告)日	2017-05-02
申请号	US14/683666	申请日	2015-04-10
[标]申请(专利权)人(译)	梅西莫股份有限公司		
申请(专利权)人(译)	Masimo公司		
当前申请(专利权)人(译)	Masimo公司		
[标]发明人	AL ALI AMMAR		
发明人	AL-ALI, AMMAR		
IPC分类号	A61B5/00 A61B5/0402 A61B5/021 A61B5/08 A61B5/145 A61B5/1455 A61B5/04		
CPC分类号	A61B5/14551 A61B5/021 A61B5/0402 A61B5/0816 A61B5/14532 A61B5/14546 A61B5/746 A61B5/04018		
优先权	13/557107 2013-10-29 US 13/018334 2012-07-24 US 12/070061 2011-02-01 US 11/717591 2008-04-08 US 11/405815 2007-03-13 US 10/975860 2006-04-18 US 10/351735 2004-11-23 US 60/351510 2002-01-24 US		
其他公开文献	US20150208966A1		
外部链接	<a href="#">Espacenet</a> <a href="#">USPTO</a>		

# 摘要(译)

生理趋势监测器具有响应于传输到组织部位的多个波长的光的传感器信号。在通过组织部位内的脉动血流衰减后检测透射光。处理器具有响应于传感器信号和生理参数输出的输入。从生理参数输出中提取特征。标准适用于特征。满足条件时生成警报输出。

