



US010682071B2

(12) **United States Patent**  
**Behzadi**

(10) **Patent No.:** **US 10,682,071 B2**  
(45) **Date of Patent:** **\*Jun. 16, 2020**

(54) **STATE CHARACTERIZATION BASED ON MULTI-VARIATE DATA FUSION TECHNIQUES**

(71) Applicant: **Proteus Digital Health, Inc.**, Redwood City, CA (US)

(72) Inventor: **Yashar Behzadi**, San Francisco, CA (US)

(73) Assignee: **Proteus Digital Health, Inc.**, Redwood City, CA (US)

(\* ) Notice: Subject to any disclaimer, the term of this patent is extended or adjusted under 35 U.S.C. 154(b) by 260 days.  
This patent is subject to a terminal disclaimer.

(21) Appl. No.: **15/469,052**

(22) Filed: **Mar. 24, 2017**

(65) **Prior Publication Data**  
US 2017/0303818 A1 Oct. 26, 2017

**Related U.S. Application Data**  
(63) Continuation of application No. 13/844,386, filed on Mar. 15, 2013, now Pat. No. 9,603,550.

(51) **Int. Cl.**  
**A61B 5/07** (2006.01)  
**G06F 19/00** (2018.01)  
(Continued)

(52) **U.S. Cl.**  
CPC ..... **A61B 5/07** (2013.01); **A61B 5/0022** (2013.01); **G06F 19/3456** (2013.01); **A61B 5/021** (2013.01); **G06F 19/3418** (2013.01)

(58) **Field of Classification Search**  
CPC ..... A61B 5/0022; A61B 5/07; G06F 19/34  
See application file for complete search history.

(56) **References Cited**

U.S. PATENT DOCUMENTS

3,218,638 A 11/1965 Honig  
3,345,989 A 10/1967 Reynolds  
(Continued)

FOREIGN PATENT DOCUMENTS

CA 2953847 11/2006  
CN 1588649 3/2005  
(Continued)

OTHER PUBLICATIONS

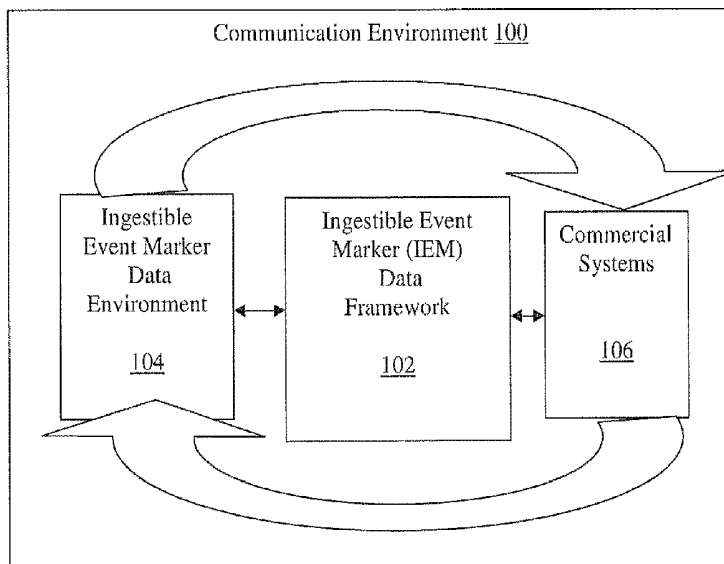
Aade, "AADE 37th Annual Meeting San Antonio Aug. 4-7, 2010" American Association of Diabetes Educators Aug. 2010; <http://www.diabeteseducator.org/annualmeeting/2010/index.html>; 2 pp.  
(Continued)

*Primary Examiner* — Christian Jang  
(74) *Attorney, Agent, or Firm* — K&L Gates LLP

(57) **ABSTRACT**

The disclosed system includes an ingestible event marker device configured to collect Ingestible Event Marker (IEM) data from a body of an individual and transmit a signal including the IEM data, wherein the IEM data include information associated with an ingestion event, a receiver adapted to be associated with the body of the individual and configured to receive the signal including the IEM data via the body of the individual, a hub to receive the IEM data from the receiver, and at least one IEM data system to receive the IEM data from the hub. The at least one IEM data system analyzes the IEM data and generates at least one metric based on the IEM data. The at least one IEM data system may further generate predictive information based on the at least one metric, wherein the predictive information is related to prediction of a state of the individual.

**25 Claims, 25 Drawing Sheets**



(51)	<b>Int. Cl.</b>		5,079,006 A	1/1992	Urguhart
	<i>A61B 5/00</i>	(2006.01)	5,167,626 A	12/1992	Casper
	<i>A61B 5/021</i>	(2006.01)	5,176,626 A	1/1993	Soehendra
			5,179,578 A	1/1993	Ishizu
			5,245,332 A	9/1993	Katzenstein et al.
(56)	<b>References Cited</b>		5,261,402 A	11/1993	DiSabito
	U.S. PATENT DOCUMENTS		5,263,481 A	11/1993	Axelgaard et al.
			5,276,710 A	1/1994	Iwasaki
			5,279,607 A	1/1994	Schentag et al.
			5,281,287 A	1/1994	Lloyd
			5,283,136 A	2/1994	Peled et al.
			5,288,564 A	2/1994	Klein
			5,305,745 A	4/1994	Zacouto
			5,318,557 A	6/1994	Gross
			5,394,882 A	3/1995	Mawhinney
			5,395,366 A	3/1995	D'Andrea et al.
			5,411,535 A	5/1995	Fujii et al.
			5,412,372 A	5/1995	Parkhurst et al.
			5,428,961 A	7/1995	Sakakibara
			5,436,091 A	7/1995	Shackle et al.
			5,443,461 A	8/1995	Atkinson et al.
			5,443,843 A	8/1995	Curatolo et al.
			5,458,141 A	10/1995	Neil et al.
			5,468,222 A	11/1995	Althuler
			5,485,841 A	1/1996	Watkin et al.
			5,511,548 A	4/1996	Riazzi et al.
			5,538,007 A	7/1996	Gorman
			5,551,953 A	9/1996	Lattin et al.
			5,567,210 A	10/1996	Bates et al.
			5,596,302 A	1/1997	Mastrocola et al.
			D377,983 S	2/1997	Sabri et al.
			5,600,548 A	2/1997	Nguyen et al.
			5,634,466 A	6/1997	Gruner
			5,634,468 A	6/1997	Platt
			5,638,406 A	6/1997	Sogabe
			5,645,063 A	7/1997	Straka et al.
			5,705,189 A	1/1998	Lehmann et al.
			5,720,771 A	2/1998	Snell
			5,738,708 A	4/1998	Peachey et al.
			5,740,811 A	4/1998	Hedberg
			5,757,326 A	5/1998	Koyama et al.
			5,792,048 A	8/1998	Schaefer
			5,802,467 A	9/1998	Salazar
			5,833,716 A	11/1998	Bar-Or
			5,836,474 A	11/1998	Wessberg
			5,845,265 A	12/1998	Woolston
			5,862,803 A	1/1999	Besson
			5,862,808 A	1/1999	Albarello
			5,868,136 A	2/1999	Fox
			5,914,701 A	6/1999	Gersheneld et al.
			5,917,346 A	6/1999	Gord
			5,921,925 A	7/1999	Cartmell et al.
			5,925,030 A	7/1999	Gross et al.
			5,925,066 A	7/1999	Kroll et al.
			5,957,854 A	9/1999	Besson et al.
			5,963,132 A	10/1999	Yoakum et al.
			5,965,629 A	10/1999	Jung et al.
			5,974,124 A	10/1999	Schlueter, Jr. et al.
			5,981,166 A	11/1999	Mandecki
			5,999,846 A	12/1999	Pardey et al.
			6,009,350 A	12/1999	Renken
			6,023,631 A	2/2000	Cartmell et al.
			6,038,464 A	3/2000	Axelgaard et al.
			6,042,710 A	3/2000	Dubrow
			6,047,203 A	4/2000	Sackner
			6,076,016 A	6/2000	Feierbach et al.
			6,081,734 A	6/2000	Batz
			6,083,248 A	7/2000	Thompson
			6,090,489 A	7/2000	Hayakawa et al.
			6,091,975 A	7/2000	Daddona et al.
			6,095,985 A	8/2000	Raymond et al.
			6,099,482 A	8/2000	Brune et al.
			6,115,636 A	9/2000	Ryan
			6,117,077 A	9/2000	Del Mar et al.
			6,122,351 A	9/2000	Schlueter, Jr. et al.
			6,141,592 A	10/2000	Pauly
			6,149,940 A	11/2000	Maggi et al.
			6,200,265 B1	3/2001	Walsh et al.
			6,204,764 B1	3/2001	Maloney

(56)

## References Cited

## U.S. PATENT DOCUMENTS

6,206,702	B1	3/2001	Hayden et al.	6,800,060	B2	10/2004	Marshall
6,217,744	B1	4/2001	Crosby	6,801,137	B2	10/2004	Eggers et al.
6,231,593	B1	5/2001	Meserol	6,804,558	B2	10/2004	Haller et al.
6,245,057	B1	6/2001	Sieben et al.	6,814,706	B2	11/2004	Barton et al.
6,269,058	B1	7/2001	Yamanoi et al.	6,822,554	B2	11/2004	Vrijens et al.
6,275,476	B1	8/2001	Wood	6,836,862	B1	12/2004	Erekson et al.
6,285,897	B1	9/2001	Kilcoyne et al.	6,839,659	B2	1/2005	Tarassenko et al.
6,287,252	B1	9/2001	Lugo	6,840,904	B2	1/2005	Goldberg
6,288,629	B1	9/2001	Cofino et al.	6,842,636	B2	1/2005	Perrault
6,289,238	B1	9/2001	Besson et al.	6,845,272	B1	1/2005	Thomsen
6,315,719	B1	11/2001	Rode et al.	6,864,780	B2	3/2005	Doi
6,342,774	B1	1/2002	Kreisinger et al.	6,879,810	B2	4/2005	Bouet
6,344,824	B1	2/2002	Takasugi et al.	6,882,881	B1	4/2005	Lesser et al.
6,358,202	B1	3/2002	Arent	6,897,788	B2	5/2005	Khair et al.
6,364,834	B1	4/2002	Reuss	6,909,878	B2	6/2005	Haller
6,366,206	B1	4/2002	Ishikawa et al.	6,922,592	B2	7/2005	Thompson et al.
6,368,190	B1	4/2002	Easter et al.	6,928,370	B2	8/2005	Anuzis et al.
6,371,927	B1	4/2002	Brune	6,929,636	B1	8/2005	Von Alten
6,374,670	B1	4/2002	Spelman	6,937,150	B2	8/2005	Medema
6,380,858	B1	4/2002	Yarin et al.	6,939,292	B2	9/2005	Mizuno
6,390,088	B1	5/2002	Noehl et al.	6,942,616	B2	9/2005	Kerr
6,394,953	B1	5/2002	Devlin et al.	6,951,536	B2	10/2005	Yokoi
6,394,997	B1	5/2002	Lemelson	6,957,107	B2	10/2005	Rogers et al.
6,409,674	B1	6/2002	Brockway et al.	6,959,929	B2	11/2005	Pugnet et al.
6,411,567	B1	6/2002	Niemiec et al.	6,968,153	B1	11/2005	Heinonen
6,426,863	B1	7/2002	Munshi	6,987,965	B2	1/2006	Ng et al.
6,432,292	B1	8/2002	Pinto et al.	6,990,082	B1	1/2006	Zehavi et al.
6,440,069	B1	8/2002	Raymond et al.	7,002,476	B2	2/2006	Rapchak
6,441,747	B1	8/2002	Khair	7,004,395	B2	2/2006	Koenck
6,453,199	B1	9/2002	Kobozev	7,009,634	B2	3/2006	Iddan et al.
6,477,424	B1	11/2002	Thompson et al.	7,009,946	B1	3/2006	Kardach
6,482,156	B2	11/2002	Lliff	7,013,162	B2	3/2006	Gorsuch
6,494,829	B1	12/2002	New et al.	7,016,648	B2	3/2006	Haller
6,496,705	B1	12/2002	Ng et al.	7,020,508	B2	3/2006	Stivoric
6,505,077	B1	1/2003	Kast et al.	7,023,940	B2	4/2006	Nakamura et al.
6,525,996	B1	2/2003	Miyazawa	7,024,248	B2	4/2006	Penner et al.
6,526,315	B1	2/2003	Inagawa	7,031,745	B2	4/2006	Shen
6,531,026	B1	3/2003	Takeichi et al.	7,031,857	B2	4/2006	Tarassenko et al.
6,540,699	B1	4/2003	Smith	7,039,453	B2	5/2006	Mullick
6,544,174	B2	4/2003	West	7,044,911	B2	5/2006	Drinan et al.
6,564,079	B1	5/2003	Cory	7,046,649	B2	5/2006	Awater et al.
6,572,636	B1	6/2003	Hagen et al.	7,050,419	B2	5/2006	Azenkot et al.
6,574,425	B1	6/2003	Weiss et al.	7,062,308	B1	6/2006	Jackson
6,577,893	B1	6/2003	Besson et al.	7,069,062	B2	6/2006	Minotani et al.
6,579,231	B1	6/2003	Phipps	7,076,437	B1	7/2006	Levy
6,595,929	B2	7/2003	Stivoric	7,081,693	B2	7/2006	Hamel et al.
6,599,284	B2	7/2003	Faour et al.	7,091,726	B2	8/2006	Sano et al.
6,605,038	B1	8/2003	Teller	7,118,531	B2	10/2006	Krill
6,605,046	B1	8/2003	Del Mar	7,125,382	B2	10/2006	Zhou et al.
6,609,018	B2	8/2003	Cory	7,127,300	B2	10/2006	Mazar et al.
6,612,984	B1	9/2003	Kerr	7,146,228	B2	12/2006	Nielsen
6,632,175	B1	10/2003	Marshall	7,146,449	B2	12/2006	Do et al.
6,632,216	B2	10/2003	Houzego et al.	7,149,581	B2	12/2006	Goedeke et al.
6,635,279	B2	10/2003	Kolter et al.	7,154,071	B2	12/2006	Sattler et al.
6,638,231	B2	10/2003	Govari et al.	7,155,232	B2	12/2006	Godfrey et al.
6,643,541	B2	11/2003	Mok et al.	7,160,258	B2	1/2007	Imran
6,650,718	B1	11/2003	Fujimura et al.	7,161,484	B2	1/2007	Tsoukalis
6,654,638	B1	11/2003	Sweeney	7,164,942	B2	1/2007	Avrahami
6,663,846	B1	12/2003	McCombs	7,171,166	B2	1/2007	Ng et al.
6,673,474	B2	1/2004	Yamamoto	7,171,177	B2	1/2007	Park et al.
6,679,830	B2	1/2004	Kolarovic et al.	7,171,259	B2	1/2007	Rytky
6,680,923	B1	1/2004	Leon	7,176,784	B2	2/2007	Gilbert et al.
6,683,493	B1	1/2004	Fujimora et al.	7,187,960	B2	3/2007	Abreu
6,689,117	B2	2/2004	Sweeney et al.	7,188,767	B2	3/2007	Penuela
6,694,161	B2	2/2004	Mehrotra	7,194,038	B1	3/2007	Inkinen
6,704,602	B2	3/2004	Berg et al.	7,206,630	B1	4/2007	Tarler
6,720,923	B1	4/2004	Hayward et al.	7,209,790	B2	4/2007	Thompson et al.
6,738,671	B2	5/2004	Christophersom et al.	7,215,660	B2	5/2007	Perlman
6,740,033	B1	5/2004	Olejniczak et al.	7,215,991	B2	5/2007	Besson
6,745,082	B2	6/2004	Axelgaard et al.	7,218,967	B2	5/2007	Bergelson
6,755,783	B2	6/2004	Cosentino	7,231,451	B2	6/2007	Law
6,757,523	B2	6/2004	Fry	7,243,118	B2	7/2007	Lou
6,759,968	B2	7/2004	Zierolf	7,246,521	B2	7/2007	Kim
6,771,174	B2	8/2004	Broas	7,249,212	B2	7/2007	Do
6,773,429	B2	8/2004	Sheppard et al.	7,252,792	B2	8/2007	Perrault
				7,253,716	B2	8/2007	Lovoi et al.
				7,261,690	B2	8/2007	Teller
				7,270,633	B1	9/2007	Goscha
				7,273,454	B2	9/2007	Raymond et al.

(56)

## References Cited

## U.S. PATENT DOCUMENTS

7,285,090 B2	10/2007	Stivoric et al.	7,640,802 B2	1/2010	King et al.
7,289,855 B2	10/2007	Nghiem	7,647,112 B2	1/2010	Tracey
7,291,014 B2	11/2007	Chung et al.	7,647,185 B2	1/2010	Tarassenko et al.
7,291,497 B2	11/2007	Holmes	7,653,031 B2	1/2010	Godfrey et al.
7,292,139 B2	11/2007	Mazar et al.	7,668,437 B1	2/2010	Yamada et al.
7,294,105 B1	11/2007	Islam	7,683,761 B2	2/2010	Burghard et al.
7,295,877 B2	11/2007	Govari	7,672,703 B2	3/2010	Yeo et al.
7,311,665 B2	12/2007	Hawthorne	7,672,714 B2	3/2010	Kuo
7,313,163 B2	12/2007	Liu	7,673,679 B2	3/2010	Harrison et al.
7,317,378 B2	1/2008	Jarvis et al.	7,678,043 B2	3/2010	Gilad
7,318,808 B2	1/2008	Tarassenko et al.	7,689,437 B1	3/2010	Teller et al.
7,336,732 B1	2/2008	Wiss	7,689,833 B2	3/2010	Lange
7,336,929 B2	2/2008	Yasuda	7,697,994 B2	4/2010	VanDanacker et al.
7,342,895 B2	3/2008	Serpa	7,712,288 B2	5/2010	Ramasubramanian et al.
7,346,380 B2	3/2008	Axelgaard et al.	7,720,036 B2	5/2010	Sadri
7,349,722 B2	3/2008	Witkowski et al.	7,729,776 B2	6/2010	Von Arx et al.
7,352,998 B2	4/2008	Palin	7,733,224 B2	6/2010	Tran
7,353,258 B2	4/2008	Washburn	7,736,318 B2	6/2010	Costentino
7,357,891 B2	4/2008	Yang et al.	7,747,454 B2	6/2010	Bartfield et al.
7,359,674 B2	4/2008	Markki	7,756,587 B2	7/2010	Penner et al.
7,366,558 B2	4/2008	Virtanen et al.	7,764,996 B2	7/2010	Zhang et al.
7,366,675 B1	4/2008	Walker et al.	7,779,614 B1	8/2010	McGonagle et al.
7,368,190 B2	5/2008	Heller et al.	7,796,043 B2	9/2010	Euliano et al.
7,368,191 B2	5/2008	Andelman et al.	7,797,033 B2	9/2010	D'Andrea et al.
7,373,196 B2	5/2008	Ryu et al.	7,806,852 B1	10/2010	Jursen
7,375,739 B2	5/2008	Robbins	7,809,399 B2	10/2010	Lu
7,376,435 B2	5/2008	McGowan	7,811,231 B2	10/2010	Jin et al.
7,382,247 B2	6/2008	Welch et al.	7,844,341 B2	11/2010	Von Arx et al.
7,382,263 B2	6/2008	Danowski et al.	7,857,766 B2	12/2010	Lasater et al.
7,387,607 B2	6/2008	Holt	7,860,731 B2	12/2010	Jackson et al.
7,388,903 B2	6/2008	Godfrey et al.	7,871,734 B2	1/2011	Hertz et al.
7,389,088 B2	6/2008	Kim	7,899,526 B2	3/2011	Benditt et al.
7,392,015 B1	6/2008	Farlow	7,904,133 B2	3/2011	Gehman et al.
7,395,106 B2	7/2008	Ryu et al.	D639,437 S	6/2011	Bishay et al.
7,396,330 B2	7/2008	Banet	7,978,064 B2	7/2011	Zdeblick et al.
7,404,968 B2	7/2008	Abrams et al.	8,025,149 B2	9/2011	Sterry et al.
7,413,544 B2	8/2008	Kerr	8,036,731 B2	10/2011	Kimchy et al.
7,414,534 B1	8/2008	Kroll et al.	8,036,748 B2	10/2011	Zdeblick et al.
7,414,543 B2	8/2008	Rye et al.	8,055,334 B2	11/2011	Savage et al.
7,415,242 B1	8/2008	Ngan	8,060,249 B2	11/2011	Bear et al.
7,419,468 B2	9/2008	Shimizu et al.	8,073,707 B2	12/2011	Teller et al.
7,424,268 B2	9/2008	Diener	8,083,128 B2	12/2011	Dembo et al.
7,424,319 B2	9/2008	Muehlsteff	8,123,576 B2	2/2012	Kim
7,427,266 B2	9/2008	Ayer et al.	8,135,596 B2	3/2012	Jung et al.
7,433,731 B2	10/2008	Matsumura et al.	8,142,513 B2	3/2012	Shalon et al.
7,449,262 B2	11/2008	Christie et al.	8,177,611 B2	5/2012	Kang
7,462,150 B1	12/2008	Bharmi	8,180,425 B2	5/2012	Selvitelli et al.
7,471,665 B2	12/2008	Perlman	8,185,191 B1	5/2012	Shapiro et al.
7,485,093 B2	2/2009	Glukhovsky	8,185,646 B2	5/2012	Headley
7,485,095 B2	2/2009	Shusterman	8,200,320 B2	6/2012	Kovacs
7,499,674 B2	3/2009	Salokannel	8,209,018 B2	6/2012	Osorio et al.
7,502,643 B2	3/2009	Farrington et al.	8,214,007 B2	7/2012	Baker et al.
7,505,795 B1	3/2009	Lim et al.	8,224,667 B1	7/2012	Miller et al.
7,508,248 B2	3/2009	Yoshida	8,238,998 B2	8/2012	Park
7,510,121 B2	3/2009	Koenck	8,249,686 B2	8/2012	Libbus et al.
7,512,448 B2	3/2009	Malick	8,253,586 B1	8/2012	Matak
7,512,860 B2	3/2009	Miyazaki et al.	8,254,853 B2	8/2012	Rofougaran
7,515,043 B2	4/2009	Welch	8,258,962 B2	9/2012	Robertson et al.
7,519,416 B2	4/2009	Sula et al.	8,262,394 B2	9/2012	Walker et al.
7,523,756 B2	4/2009	Minai	8,271,106 B2	9/2012	Wehba et al.
7,525,426 B2	4/2009	Edelstein	8,285,356 B2	10/2012	Bly et al.
7,539,533 B2	5/2009	Tran	8,290,574 B2	10/2012	Felid et al.
7,542,878 B2	6/2009	Nanikashvili	8,301,232 B2	10/2012	Albert et al.
7,547,278 B2	6/2009	Miyazaki et al.	8,308,640 B2	11/2012	Baldus et al.
7,551,590 B2	6/2009	Haller	8,314,619 B2	11/2012	Takiguchi
7,554,452 B2	6/2009	Cole	8,315,687 B2	11/2012	Cross et al.
7,558,620 B2	7/2009	Ishibashi	8,343,068 B2	1/2013	Najafi et al.
7,558,622 B2	7/2009	Tran	8,369,936 B2	2/2013	Farrington et al.
7,558,965 B2	7/2009	Wheeler et al.	8,386,009 B2	2/2013	Lindberg et al.
7,575,005 B2	8/2009	Mumford	8,389,003 B2	3/2013	Mintchev et al.
7,614,743 B2	11/2009	Geiger	8,404,275 B2	3/2013	Habboushe
7,616,111 B2	11/2009	Covannon	8,440,274 B2	5/2013	Wang
7,616,710 B2	11/2009	Kim et al.	8,454,528 B2	6/2013	Yuen et al.
7,617,001 B2	11/2009	Penner et al.	8,454,561 B2	6/2013	Uber, III et al.
7,639,473 B2	12/2009	Hsu et al.	8,514,086 B2	8/2013	Harper et al.
			8,542,123 B2	9/2013	Robertson
			8,545,402 B2	10/2013	Hafezi et al.
			8,564,432 B2	10/2013	Covannon et al.
			8,564,627 B2	10/2013	Suzuki et al.

(56)

References Cited

U.S. PATENT DOCUMENTS

8,583,227 B2	11/2013	Savage et al.	2003/0037063 A1	2/2003	Schwartz
8,597,186 B2	12/2013	Hafezi et al.	2003/0063522 A1	4/2003	Sagar
8,634,838 B2	1/2014	Hellwig et al.	2003/0065536 A1	4/2003	Hansen
8,660,645 B2	2/2014	Stevenson et al.	2003/0076179 A1	4/2003	Branch et al.
8,668,280 B2	3/2014	Heller et al.	2003/0083559 A1	5/2003	Thompson
8,668,643 B2	3/2014	Kinast	2003/0126593 A1	7/2003	Mault
8,718,193 B2	5/2014	Arne et al.	2003/0130714 A1	7/2003	Nielsen et al.
8,722,085 B2	5/2014	McKinney et al.	2003/0135128 A1	7/2003	Suffin et al.
8,762,733 B2	6/2014	Derchak et al.	2003/0135392 A1	7/2003	Vrijens et al.
8,771,183 B2	7/2014	Sloan	2003/0152622 A1	8/2003	Louie-Helm et al.
8,810,260 B1	8/2014	Zhou	2003/0158466 A1	8/2003	Lynn et al.
8,810,409 B2	8/2014	Robertson et al.	2003/0158756 A1	8/2003	Abramson
8,823,510 B2	9/2014	Downey et al.	2003/0162556 A1	8/2003	Libes
8,836,513 B2	9/2014	Hafezi et al.	2003/0164401 A1	9/2003	Andreasson et al.
8,838,217 B2	9/2014	Myr	2003/0167000 A1	9/2003	Mullick et al.
8,858,432 B2	10/2014	Robertson	2003/0171791 A1	9/2003	KenKnight
8,868,453 B2	10/2014	Zdeblick	2003/0171898 A1	9/2003	Tarassenko et al.
8,908,943 B2	12/2014	Berry et al.	2003/0181788 A1	9/2003	Yokoi et al.
8,926,509 B2	1/2015	Magar et al.	2003/0181815 A1	9/2003	Ebner et al.
8,932,221 B2	1/2015	Colliou et al.	2003/0185286 A1	10/2003	Yuen
8,945,005 B2	2/2015	Hafezi et al.	2003/0187337 A1	10/2003	Tarassenko et al.
8,956,287 B2	2/2015	Zdeblick et al.	2003/0187338 A1	10/2003	Say et al.
8,966,973 B1	3/2015	Milone	2003/0195403 A1	10/2003	Berner et al.
8,989,837 B2	3/2015	Weinstein et al.	2003/0198619 A1	10/2003	Dong et al.
9,031,658 B2	5/2015	Chiao et al.	2003/0213495 A1	11/2003	Fujita et al.
9,047,746 B1	6/2015	Euliano et al.	2003/0214579 A1	11/2003	Iddan
9,060,708 B2	6/2015	Robertson et al.	2003/0216622 A1	11/2003	Meron et al.
9,083,589 B2	7/2015	Arne et al.	2003/0216625 A1	11/2003	Phipps
9,088,168 B2	7/2015	Mach et al.	2003/0216666 A1	11/2003	Ericson et al.
9,119,918 B2	9/2015	Robertson et al.	2003/0216729 A1	11/2003	Marchitto
9,125,868 B2	9/2015	McKinney et al.	2003/0216793 A1	11/2003	Karlsson et al.
9,189,941 B2	11/2015	Eschelman et al.	2003/0229382 A1	12/2003	Sun et al.
9,198,608 B2	12/2015	Hafezi et al.	2003/0232895 A1	12/2003	Omidian et al.
9,226,663 B2	1/2016	Fei	2004/0008123 A1	1/2004	Carrender et al.
9,226,679 B2	1/2016	Balda	2004/0018476 A1	1/2004	LaDue
9,235,683 B2	1/2016	Robertson et al.	2004/0019172 A1	1/2004	Yang et al.
9,258,035 B2	2/2016	Robertson et al.	2004/0034295 A1	2/2004	Salganicoff
9,270,025 B2	2/2016	Robertson et al.	2004/0049245 A1	3/2004	Gass
9,277,864 B2	3/2016	Yang et al.	2004/0073095 A1	4/2004	Causey et al.
9,278,177 B2	3/2016	Edwards et al.	2004/0073454 A1	4/2004	Urquhart et al.
9,433,371 B2	9/2016	Hafezi et al.	2004/0077995 A1	4/2004	Ferek-Petric
9,439,582 B2	9/2016	Berkman et al.	2004/0082982 A1	4/2004	Gord et al.
9,439,599 B2	9/2016	Thompson et al.	2004/0087839 A1	5/2004	Raymond et al.
9,444,503 B2	9/2016	Arne et al.	2004/0092801 A1	5/2004	Drakulic
9,517,012 B2	12/2016	Lane et al.	2004/0106859 A1	6/2004	Say et al.
9,597,010 B2	3/2017	Thompson et al.	2004/0111011 A1	6/2004	Uchiyama et al.
9,603,550 B2*	3/2017	Behzadi ..... G06F 19/3456	2004/0115507 A1	6/2004	Potter et al.
9,883,819 B2	2/2018	Jensen et al.	2004/0115517 A1	6/2004	Fukada et al.
1,018,712 A1	1/2019	Shirvani et al.	2004/0121015 A1	6/2004	Chidlaw et al.
1,022,390 A1	3/2019	Zdeblick et al.	2004/0122296 A1	6/2004	Hatlestad
2001/0027331 A1	10/2001	Thompson	2004/0122297 A1	6/2004	Stahmann et al.
2001/0031071 A1	10/2001	Nichols et al.	2004/0138558 A1	7/2004	Dunki-Jacobs et al.
2001/0039503 A1	11/2001	Chan et al.	2004/0147326 A1	7/2004	Stiles
2001/0044588 A1	11/2001	Mault	2004/0148140 A1	7/2004	Tarassenko et al.
2001/0051766 A1	12/2001	Gazdinski	2004/0153007 A1	8/2004	Harris
2001/0056262 A1	12/2001	Cabiri et al.	2004/0167226 A1	8/2004	Serafini
2002/0002326 A1	1/2002	Causey et al.	2004/0167801 A1	8/2004	Say et al.
2002/0019586 A1	2/2002	Teller et al.	2004/0171914 A1	9/2004	Avni
2002/0026111 A1	2/2002	Ackerman	2004/0193020 A1	9/2004	Chiba
2002/0032384 A1	3/2002	Raymond et al.	2004/0193029 A1	9/2004	Gluhovsky
2002/0032385 A1	3/2002	Raymond et al.	2004/0193446 A1	9/2004	Mayer et al.
2002/0040278 A1	4/2002	Anuzis et al.	2004/0199222 A1	10/2004	Sun et al.
2002/0067270 A1	6/2002	Yarin et al.	2004/0215084 A1	10/2004	Shimizu et al.
2002/0077620 A1	6/2002	Sweeney et al.	2004/0218683 A1	11/2004	Batra
2002/0128934 A1	9/2002	Shaer	2004/0220643 A1	11/2004	Schmidt
2002/0132226 A1	9/2002	Nair	2004/0224644 A1	11/2004	Wu
2002/0138009 A1	9/2002	Brockway et al.	2004/0225199 A1	11/2004	Evanyk
2002/0184415 A1	12/2002	Naghavi et al.	2004/0253304 A1	12/2004	Gross et al.
2002/0192159 A1	12/2002	Reitberg	2004/0258571 A1	12/2004	Lee et al.
2002/0193669 A1	12/2002	Glukhovsky	2004/0260154 A1	12/2004	Sidelnik
2002/0193846 A1	12/2002	Pool et al.	2004/0267240 A1	12/2004	Gross et al.
2002/0198470 A1	12/2002	Imran et al.	2005/0017841 A1	1/2005	Doi
2003/0017826 A1	1/2003	Fishman	2005/0020887 A1	1/2005	Goldberg
2003/0023150 A1	1/2003	Yokoi et al.	2005/0021103 A1	1/2005	DiLorenzo
2003/0028226 A1	2/2003	Thompson	2005/0021370 A1	1/2005	Riff
			2005/0021372 A1	1/2005	Mikkelsen
			2005/0024198 A1	2/2005	Ward
			2005/0027175 A1	2/2005	Yang
			2005/0027205 A1	2/2005	Tarassenko et al.

(56)

## References Cited

## U.S. PATENT DOCUMENTS

2005/0038321	A1	2/2005	Fujita et al.	2006/0148254	A1	7/2006	McLean
2005/0038680	A1	2/2005	McMahon	2006/0149339	A1	7/2006	Burnes
2005/0043583	A1	2/2005	Killman et al.	2006/0155174	A1	7/2006	Glukhovskiy et al.
2005/0043634	A1	2/2005	Yokoi et al.	2006/0155183	A1	7/2006	Kroecker
2005/0043894	A1	2/2005	Fernandez	2006/0158820	A1	7/2006	Takiguchi
2005/0054897	A1	3/2005	Hashimoto et al.	2006/0161225	A1	7/2006	Sormann et al.
2005/0055014	A1	3/2005	Coppeta et al.	2006/0179949	A1	8/2006	Kim
2005/0062644	A1	3/2005	Leci	2006/0183992	A1	8/2006	Kawashima
2005/0065407	A1	3/2005	Nakamura et al.	2006/0183993	A1	8/2006	Horn
2005/0070778	A1	3/2005	Lackey	2006/0184092	A1	8/2006	Atanasoska et al.
2005/0075145	A1	4/2005	Dvorak et al.	2006/0204738	A1	9/2006	Dubrow et al.
2005/0090753	A1	4/2005	Goor et al.	2006/0204764	A1	9/2006	Hirao et al.
2005/0092108	A1	5/2005	Andermo	2006/0210626	A1	9/2006	Spaeder
2005/0096514	A1	5/2005	Starkebaum	2006/0216603	A1	9/2006	Choi
2005/0096562	A1	5/2005	Delalic et al.	2006/0218011	A1	9/2006	Walker
2005/0101843	A1	5/2005	Quinn	2006/0229053	A1	10/2006	Sivard
2005/0101872	A1	5/2005	Sattler	2006/0235489	A1	10/2006	Drew
2005/0115561	A1	6/2005	Stahmann et al.	2006/0243288	A1	11/2006	Kim et al.
2005/0116820	A1	6/2005	Goldreich	2006/0247505	A1	11/2006	Siddiqui
2005/0117389	A1	6/2005	Worledge	2006/0253004	A1	11/2006	Frisch et al.
2005/0121322	A1	6/2005	Say et al.	2006/0253005	A1	11/2006	Drinan
2005/0131281	A1	6/2005	Ayer et al.	2006/0255064	A1	11/2006	Donaldson
2005/0137480	A1	6/2005	Alt et al.	2006/0265246	A1	11/2006	Hoag
2005/0143623	A1	6/2005	Kojima	2006/0267774	A1	11/2006	Feinberg et al.
2005/0146594	A1	7/2005	Nakatani et al.	2006/0270346	A1	11/2006	Ibrahim
2005/0148883	A1	7/2005	Boesen	2006/0273882	A1	12/2006	Posamentier
2005/0151625	A1	7/2005	Lai	2006/0276702	A1	12/2006	McGinnis
2005/0154277	A1	7/2005	Tang et al.	2006/0280227	A1	12/2006	Pinkney
2005/0154428	A1	7/2005	Bruinsma	2006/0282001	A1	12/2006	Noel
2005/0156709	A1	7/2005	Gilbert et al.	2006/0285607	A1	12/2006	Strdtbeck et al.
2005/0159789	A1	7/2005	Brockway	2006/0287693	A1	12/2006	Kraft et al.
2005/0165323	A1	7/2005	Montgomery	2006/0289640	A1	12/2006	Mercure
2005/0177069	A1	8/2005	Takizawa	2006/0293607	A1	12/2006	Alt
2005/0182389	A1	8/2005	LaPorte	2007/0000776	A1	1/2007	Karube et al.
2005/0187789	A1	8/2005	Hatlestad et al.	2007/0002038	A1	1/2007	Suzuki
2005/0192489	A1	9/2005	Marshall	2007/0006636	A1	1/2007	King et al.
2005/0197680	A1	9/2005	DelMain et al.	2007/0008113	A1	1/2007	Spoonhower et al.
2005/0228268	A1	10/2005	Cole	2007/0016089	A1	1/2007	Fischell et al.
2005/0234307	A1	10/2005	Heinonen	2007/0027386	A1	2/2007	Such
2005/0240305	A1	10/2005	Bogash et al.	2007/0027388	A1	2/2007	Chou
2005/0245794	A1	11/2005	Dinsmoor	2007/0038054	A1	2/2007	Zhou
2005/0245839	A1	11/2005	Stivoric et al.	2007/0049339	A1	3/2007	Barak et al.
2005/0259768	A1	11/2005	Yang et al.	2007/0055098	A1	3/2007	Shimizu et al.
2005/0261559	A1	11/2005	Mumford	2007/0060797	A1	3/2007	Ball
2005/0267550	A1	12/2005	Hess et al.	2007/0060800	A1	3/2007	Drinan et al.
2005/0267556	A1	12/2005	Shuros et al.	2007/0066929	A1	3/2007	Ferren et al.
2005/0267756	A1	12/2005	Schultz et al.	2007/0072156	A1	3/2007	Kaufman et al.
2005/0277912	A1	12/2005	John	2007/0073353	A1	3/2007	Rooney et al.
2005/0277999	A1	12/2005	Strother et al.	2007/0088194	A1	4/2007	Tahar
2005/0280539	A1	12/2005	Pettus	2007/0096765	A1	5/2007	Kagan
2005/0285732	A1	12/2005	Sengupta et al.	2007/0106346	A1	5/2007	Bergelson
2005/0285746	A1	12/2005	Sengupta	2007/0123772	A1	5/2007	Euliano
2005/0288594	A1	12/2005	Lewkowicz et al.	2007/0129622	A1	6/2007	Bourget
2006/0001496	A1	1/2006	Abrosimov et al.	2007/0130287	A1	6/2007	Kumar
2006/0028727	A1	2/2006	Moon et al.	2007/0135691	A1	6/2007	Zingelewicz et al.
2006/0036134	A1	2/2006	Tarassenko et al.	2007/0135803	A1	6/2007	Belson
2006/0058602	A1	3/2006	Kwiatkowski et al.	2007/0142721	A1	6/2007	Berner et al.
2006/0061472	A1	3/2006	Lovoi et al.	2007/0156016	A1	7/2007	Betesh
2006/0065713	A1	3/2006	Kingery	2007/0160789	A1	7/2007	Merical
2006/0068006	A1	3/2006	Begleiter	2007/0162089	A1	7/2007	Mosesov
2006/0074283	A1	4/2006	Henderson	2007/0162090	A1	7/2007	Penner
2006/0074319	A1	4/2006	Barnes et al.	2007/0167495	A1	7/2007	Brown et al.
2006/0078765	A1	4/2006	Yang et al.	2007/0167848	A1	7/2007	Kuo et al.
2006/0089858	A1	4/2006	Ling	2007/0172424	A1	7/2007	Roser
2006/0095091	A1	5/2006	Drew	2007/0173701	A1	7/2007	Al-Ali
2006/0095093	A1	5/2006	Bettesh et al.	2007/0179347	A1	8/2007	Tarassenko et al.
2006/0100533	A1	5/2006	Han	2007/0179371	A1	8/2007	Peyser et al.
2006/0109058	A1	5/2006	Keating	2007/0180047	A1	8/2007	Dong et al.
2006/0110962	A1	5/2006	Powell	2007/0185393	A1	8/2007	Zhou
2006/0122474	A1	6/2006	Teller et al.	2007/0191002	A1	8/2007	Ge
2006/0122667	A1	6/2006	Chavan et al.	2007/0196456	A1	8/2007	Stevens
2006/0129060	A1	6/2006	Lee et al.	2007/0207793	A1	9/2007	Myer
2006/0136266	A1	6/2006	Tarassenko et al.	2007/0207858	A1	9/2007	Breving
2006/0142648	A1	6/2006	Banet	2007/0208233	A1	9/2007	Kovacs
2006/0145876	A1	7/2006	Kimura	2007/0213659	A1	9/2007	Trovato et al.
				2007/0237719	A1	10/2007	Jones
				2007/0244370	A1	10/2007	Kuo et al.
				2007/0244810	A1	10/2007	Rudolph
				2007/0249946	A1	10/2007	Kumar et al.

(56)

References Cited

U.S. PATENT DOCUMENTS

2007/0255198 A1	11/2007	Leong et al.	2008/0299197 A1	12/2008	Toneguzzo et al.
2007/0255330 A1	11/2007	Lee	2008/0300572 A1	12/2008	Rankers
2007/0270672 A1	11/2007	Hayter	2008/0303638 A1	12/2008	Nguyen
2007/0279217 A1	12/2007	Venkatraman	2008/0303665 A1	12/2008	Naik et al.
2007/0282174 A1	12/2007	Sabatino	2008/0306357 A1	12/2008	Korman
2007/0282177 A1	12/2007	Pilz	2008/0306359 A1	12/2008	Zdeblick et al.
2007/0291715 A1	12/2007	Laroia et al.	2008/0306360 A1	12/2008	Robertson et al.
2007/0299480 A1	12/2007	Hill	2008/0306362 A1	12/2008	Davis
2008/0004503 A1	1/2008	Nisani et al.	2008/0311852 A1	12/2008	Hansen
2008/0014866 A1	1/2008	Lipowshi	2008/0312522 A1	12/2008	Rowlandson
2008/0015421 A1	1/2008	Penner	2008/0316020 A1	12/2008	Robertson
2008/0015494 A1	1/2008	Santini et al.	2009/0006133 A1	1/2009	Weinert
2008/0015893 A1	1/2008	Miller et al.	2009/0009330 A1	1/2009	Sakama et al.
2008/0020037 A1	1/2008	Robertson et al.	2009/0009332 A1	1/2009	Nunez et al.
2008/0021519 A1	1/2008	DeGeest	2009/0024045 A1	1/2009	Prakash
2008/0021521 A1	1/2008	Shah	2009/0024112 A1	1/2009	Edwards et al.
2008/0027679 A1	1/2008	Shklarski	2009/0030293 A1	1/2009	Cooper et al.
2008/0033273 A1	2/2008	Zhou	2009/0030297 A1	1/2009	Miller
2008/0033301 A1	2/2008	Dellavecchia et al.	2009/0034209 A1	2/2009	Joo
2008/0038588 A1	2/2008	Lee	2009/0043171 A1	2/2009	Rule
2008/0039700 A1	2/2008	Drinan et al.	2009/0048498 A1	2/2009	Riskey
2008/0045843 A1	2/2008	Tsuji et al.	2009/0062634 A1	3/2009	Say et al.
2008/0046038 A1	2/2008	Hill	2009/0062670 A1	3/2009	Sterling
2008/0051647 A1	2/2008	Wu et al.	2009/0062730 A1	3/2009	Woo
2008/0051667 A1	2/2008	Goldreich	2009/0069642 A1	3/2009	Gao
2008/0051767 A1	2/2008	Rossing et al.	2009/0069655 A1	3/2009	Say et al.
2008/0058614 A1	3/2008	Banet	2009/0069656 A1	3/2009	Say et al.
2008/0062856 A1	3/2008	Feher	2009/0069657 A1	3/2009	Say et al.
2008/0065168 A1	3/2008	Bitton et al.	2009/0069658 A1	3/2009	Say et al.
2008/0074307 A1	3/2008	Boric-Lubecke	2009/0076340 A1	3/2009	Libbus et al.
2008/0077015 A1	3/2008	Botic-Lubecke	2009/0076343 A1	3/2009	James
2008/0077028 A1	3/2008	Schaldach et al.	2009/0076350 A1	3/2009	Bly et al.
2008/0077188 A1	3/2008	Denker et al.	2009/0076397 A1	3/2009	Libbus et al.
2008/0077430 A1	3/2008	Singer et al.	2009/0082645 A1	3/2009	Hafezi et al.
2008/0091089 A1	4/2008	Guillory et al.	2009/0087483 A1	4/2009	Sison
2008/0091114 A1	4/2008	Min	2009/0088618 A1	4/2009	Arneson
2008/0097549 A1	4/2008	Colbaugh	2009/0099435 A1	4/2009	Say et al.
2008/0097917 A1	4/2008	Dicks	2009/0105561 A1	4/2009	Boydton et al.
2008/0099366 A1	5/2008	Niemic et al.	2009/0110148 A1	4/2009	Zhang
2008/0103440 A1	5/2008	Ferren et al.	2009/0112626 A1	4/2009	Talbot
2008/0112885 A1	5/2008	Okunev et al.	2009/0124871 A1	5/2009	Arshak
2008/0114224 A1 *	5/2008	Bandy ..... A61B 1/00016 600/302	2009/0131774 A1	5/2009	Sweitzer
2008/0119705 A1	5/2008	Patel	2009/0134181 A1	5/2009	Wachman et al.
2008/0119716 A1	5/2008	Boric-Lubecke	2009/0135886 A1	5/2009	Robertson et al.
2008/0121825 A1	5/2008	Trovato et al.	2009/0142853 A1	6/2009	Warrington et al.
2008/0137566 A1	6/2008	Marholev	2009/0149708 A1	6/2009	Hyde et al.
2008/0139907 A1	6/2008	Rao et al.	2009/0149839 A1	6/2009	Hyde et al.
2008/0140403 A1	6/2008	Hughes et al.	2009/0157113 A1	6/2009	Marcotte
2008/0146871 A1	6/2008	Arneson et al.	2009/0157358 A1	6/2009	Kim
2008/0146889 A1	6/2008	Young	2009/0161602 A1	6/2009	Matsumoto
2008/0146892 A1	6/2008	LeBeouf	2009/0163789 A1	6/2009	Say et al.
2008/0154104 A1	6/2008	Lamego	2009/0171180 A1	7/2009	Pering
2008/0166992 A1	7/2008	Ricordi	2009/0173628 A1	7/2009	Say et al.
2008/0175898 A1	7/2008	Jones et al.	2009/0177055 A1	7/2009	Say et al.
2008/0183245 A1	7/2008	Van Oort	2009/0177056 A1	7/2009	Say et al.
2008/0188763 A1	8/2008	John et al.	2009/0177057 A1	7/2009	Say et al.
2008/0188837 A1	8/2008	Belsky et al.	2009/0177058 A1	7/2009	Say et al.
2008/0194912 A1	8/2008	Trovato et al.	2009/0177059 A1	7/2009	Say et al.
2008/0208009 A1	8/2008	Shklarski	2009/0177060 A1	7/2009	Say et al.
2008/0214901 A1	9/2008	Gehman	2009/0177061 A1	7/2009	Say et al.
2008/0214903 A1	9/2008	Orbach	2009/0177062 A1	7/2009	Say et al.
2008/0214985 A1	9/2008	Yanaki	2009/0177063 A1	7/2009	Say et al.
2008/0223936 A1	9/2008	Mickle et al.	2009/0177064 A1	7/2009	Say et al.
2008/0243020 A1	10/2008	Chou	2009/0177065 A1	7/2009	Say et al.
2008/0249360 A1	10/2008	Li	2009/0177066 A1	7/2009	Say et al.
2008/0262320 A1	10/2008	Schaefer et al.	2009/0182206 A1	7/2009	Najafi
2008/0262336 A1	10/2008	Ryu	2009/0182207 A1	7/2009	Riskey et al.
2008/0269664 A1	10/2008	Trovato et al.	2009/0182212 A1	7/2009	Say et al.
2008/0275312 A1	11/2008	Mosesov	2009/0182213 A1	7/2009	Say et al.
2008/0281636 A1	11/2008	Jung et al.	2009/0182214 A1	7/2009	Say et al.
2008/0284599 A1	11/2008	Zdeblick et al.	2009/0182215 A1	7/2009	Say et al.
2008/0288026 A1	11/2008	Cross et al.	2009/0182388 A1	7/2009	Von Arx
2008/0288027 A1	11/2008	Kroll	2009/0187088 A1	7/2009	Say et al.
2008/0294020 A1	11/2008	Sapounas	2009/0187089 A1	7/2009	Say et al.
			2009/0187090 A1	7/2009	Say et al.
			2009/0187091 A1	7/2009	Say et al.
			2009/0187092 A1	7/2009	Say et al.
			2009/0187093 A1	7/2009	Say et al.
			2009/0187094 A1	7/2009	Say et al.

(56)

## References Cited

## U.S. PATENT DOCUMENTS

2009/0187095 A1	7/2009	Say et al.	2010/0082367 A1	4/2010	Hains et al.
2009/0187381 A1	7/2009	King et al.	2010/0099967 A1	4/2010	Say et al.
2009/0192351 A1	7/2009	Nishino	2010/0099968 A1	4/2010	Say et al.
2009/0192368 A1	7/2009	Say et al.	2010/0099969 A1	4/2010	Say et al.
2009/0192369 A1	7/2009	Say et al.	2010/0100077 A1	4/2010	Rush
2009/0192370 A1	7/2009	Say et al.	2010/0100078 A1	4/2010	Say et al.
2009/0192371 A1	7/2009	Say et al.	2010/0100237 A1	4/2010	Ratnakar
2009/0192372 A1	7/2009	Say et al.	2010/0106001 A1	4/2010	Say et al.
2009/0192373 A1	7/2009	Say et al.	2010/0118853 A1	5/2010	Godfrey
2009/0192374 A1	7/2009	Say et al.	2010/0131434 A1	5/2010	Magent et al.
2009/0192375 A1	7/2009	Say et al.	2010/0139672 A1	6/2010	Kroll et al.
2009/0192376 A1	7/2009	Say et al.	2010/0160742 A1	6/2010	Seidl et al.
2009/0192377 A1	7/2009	Say et al.	2010/0168659 A1	7/2010	Say et al.
2009/0192378 A1	7/2009	Say et al.	2010/0179398 A1	7/2010	Say et al.
2009/0192379 A1	7/2009	Say et al.	2010/0183199 A1	7/2010	Smith et al.
2009/0198115 A1	8/2009	Say et al.	2010/0191073 A1	7/2010	Tarassenko et al.
2009/0198116 A1	8/2009	Say et al.	2010/0203394 A1	8/2010	Bae et al.
2009/0198175 A1	8/2009	Say et al.	2010/0210299 A1	8/2010	Gorbachov
2009/0203964 A1	8/2009	Shimizu et al.	2010/0217100 A1	8/2010	LeBoeuf et al.
2009/0203971 A1	8/2009	Sciarappa	2010/0222652 A1	9/2010	Cho
2009/0203972 A1	8/2009	Heneghan	2010/0228113 A1	9/2010	Solosko
2009/0203978 A1	8/2009	Say et al.	2010/0233026 A1	9/2010	Ismagliov et al.
2009/0204265 A1	8/2009	Hackett	2010/0234706 A1	9/2010	Gilland
2009/0210164 A1	8/2009	Say et al.	2010/0234715 A1	9/2010	Shin
2009/0216101 A1	8/2009	Say et al.	2010/0234914 A1	9/2010	Shen
2009/0216102 A1	8/2009	Say et al.	2010/0245091 A1	9/2010	Singh
2009/0227204 A1	9/2009	Robertson et al.	2010/0249541 A1	9/2010	Geva et al.
2009/0227876 A1	9/2009	Tran	2010/0249881 A1	9/2010	Corndorf
2009/0227940 A1	9/2009	Say et al.	2010/0256461 A1	10/2010	Mohamedali
2009/0227941 A1	9/2009	Say et al.	2010/0259543 A1	10/2010	Tarassenko et al.
2009/0227988 A1	9/2009	Wood et al.	2010/0268048 A1	10/2010	Say et al.
2009/0228214 A1	9/2009	Say et al.	2010/0268049 A1	10/2010	Say et al.
2009/0231125 A1	9/2009	Baldus	2010/0268050 A1	10/2010	Say et al.
2009/0234200 A1	9/2009	Husheer	2010/0268288 A1	10/2010	Hunter et al.
2009/0243833 A1	10/2009	Huang	2010/0274111 A1	10/2010	Say et al.
2009/0247836 A1	10/2009	Cole et al.	2010/0280345 A1	11/2010	Say et al.
2009/0253960 A1	10/2009	Takenaka et al.	2010/0280346 A1	11/2010	Say et al.
2009/0264714 A1	10/2009	Chou	2010/0295694 A1	11/2010	Kauffman et al.
2009/0264964 A1	10/2009	Abrahamson	2010/0298668 A1	11/2010	Hafezi et al.
2009/0265186 A1	10/2009	Tarassenko et al.	2010/0298730 A1	11/2010	Tarassenko et al.
2009/0273467 A1	11/2009	Elixmann	2010/0299155 A1	11/2010	Findlay et al.
2009/0277815 A1	11/2009	Kohl et al.	2010/0312188 A1	12/2010	Robertson et al.
2009/0281539 A1	11/2009	Selig	2010/0312577 A1	12/2010	Goodnow et al.
2009/0287109 A1	11/2009	Ferren et al.	2010/0312580 A1	12/2010	Tarassenko et al.
2009/0292194 A1	11/2009	Libbus et al.	2010/0332443 A1	12/2010	Gartenberg
2009/0295548 A1	12/2009	Ronkka	2011/0004079 A1	1/2011	Al Ali et al.
2009/0296677 A1	12/2009	Mahany	2011/0009715 A1	1/2011	O'Reilly et al.
2009/0301925 A1	12/2009	Alloro et al.	2011/0021983 A1	1/2011	Jurson
2009/0303920 A1	12/2009	Mahany	2011/0029622 A1	2/2011	Walker et al.
2009/0306633 A1	12/2009	Trovato et al.	2011/0050431 A1	3/2011	Hood et al.
2009/0312619 A1	12/2009	Say et al.	2011/0054265 A1	3/2011	Hafezi et al.
2009/0318303 A1	12/2009	Delamarche et al.	2011/0065983 A1	3/2011	Hafezi et al.
2009/0318761 A1	12/2009	Rabinovitz	2011/0077660 A1	3/2011	Janik et al.
2009/0318779 A1	12/2009	Tran	2011/0081860 A1	4/2011	Brown et al.
2009/0318783 A1	12/2009	Rohde	2011/0105864 A1	5/2011	Robertson et al.
2009/0318793 A1	12/2009	Datta	2011/0112686 A1	5/2011	Nolan et al.
2010/0001841 A1	1/2010	Cardullo	2011/0124983 A1	5/2011	Kroll et al.
2010/0006585 A1	1/2010	Flowers et al.	2011/0144470 A1	6/2011	Mazar et al.
2010/0010330 A1	1/2010	Rankers	2011/0160549 A1	6/2011	Saroka et al.
2010/0015584 A1	1/2010	Singer et al.	2011/0212782 A1	9/2011	Thompson et al.
2010/0033324 A1	2/2010	Shimizu et al.	2011/0224912 A1	9/2011	Bhavaraju et al.
2010/0036269 A1	2/2010	Ferren et al.	2011/0230732 A1	9/2011	Edman et al.
2010/0049004 A1	2/2010	Edman et al.	2011/0237924 A1	9/2011	McGusty et al.
2010/0049006 A1	2/2010	Magar	2011/0270112 A1	11/2011	Manera et al.
2010/0049012 A1	2/2010	Dijksman et al.	2011/0270135 A1	11/2011	Dooley et al.
2010/0049069 A1	2/2010	Tarassenko et al.	2011/0279963 A1	11/2011	Kumar et al.
2010/0056878 A1	3/2010	Partin	2012/0011699 A1	1/2012	Hafezi et al.
2010/0056891 A1	3/2010	Say et al.	2012/0024889 A1	2/2012	Robertson et al.
2010/0056939 A1	3/2010	Tarassenko et al.	2012/0029309 A1	2/2012	Paquet et al.
2010/0057041 A1	3/2010	Hayter	2012/0032816 A1	2/2012	Cho et al.
2010/0062709 A1	3/2010	Kato	2012/0062371 A1	3/2012	Radivojevic et al.
2010/0063438 A1	3/2010	Bengtsson	2012/0071743 A1	3/2012	Todorov et al.
2010/0063841 A1	3/2010	D'Ambrosia et al.	2012/0083715 A1	4/2012	Yuen et al.
2010/0069002 A1	3/2010	Rong	2012/0089000 A1	4/2012	Bishay et al.
2010/0069717 A1	3/2010	Hafezi et al.	2012/0101396 A1	4/2012	Solosko et al.
			2012/0116184 A1	5/2012	Shieh
			2012/0179004 A1	7/2012	Roesicke et al.
			2012/0197144 A1	8/2012	Christ et al.
			2012/0214140 A1	8/2012	Brynelson et al.

(56)

## References Cited

## U.S. PATENT DOCUMENTS

2012/0265544 A1 10/2012 Hwang et al.  
 2012/0310070 A1 12/2012 Kumar et al.  
 2012/0316413 A1 12/2012 Liu et al.  
 2013/0002423 A1 1/2013 Robertson et al.  
 2013/0030259 A1 1/2013 Thomsen et al.  
 2013/0057385 A1 3/2013 Murakami et al.  
 2013/0060115 A1 3/2013 Gehman et al.  
 2013/0073312 A1 3/2013 Thompson et al.  
 2013/0171596 A1 7/2013 French  
 2013/0185228 A1 7/2013 Dresner  
 2013/0196012 A1 8/2013 Dill  
 2013/0275296 A1 10/2013 Tietzen et al.  
 2013/0328416 A1 12/2013 Whitworth et al.  
 2013/0338452 A1 12/2013 Robertson et al.  
 2014/0004492 A1 1/2014 O'Reilly et al.  
 2014/0039445 A1 2/2014 Austin et al.  
 2014/0051965 A1 2/2014 Zdeblick et al.  
 2014/0203950 A1 7/2014 Zdeblick et al.  
 2014/0280125 A1 9/2014 Bhardwaj et al.  
 2014/0308930 A1 10/2014 Tran  
 2014/0315170 A1 10/2014 Ionescu et al.  
 2014/0349256 A1 11/2014 Connor  
 2014/0374276 A1 12/2014 Guthrie et al.  
 2015/0051465 A1 2/2015 Robertson et al.  
 2015/0080678 A1 3/2015 Frank et al.  
 2015/0080679 A1 3/2015 Frank et al.  
 2015/0080680 A1 3/2015 Zdeblick et al.  
 2015/0080681 A1 3/2015 Hafezi et al.  
 2015/0127737 A1 5/2015 Thompson et al.  
 2015/0127738 A1 5/2015 Thompson et al.  
 2015/0149375 A1 5/2015 Thompson et al.  
 2015/0165313 A1 6/2015 Thompson et al.  
 2015/0171924 A1 6/2015 Zdeblick  
 2015/0182463 A1 7/2015 Hafezi et al.  
 2015/0193593 A1 7/2015 Zdeblick et al.  
 2015/0230728 A1 8/2015 Hafezi et al.  
 2016/0106339 A1 4/2016 Behzadi et al.  
 2016/0155316 A1 6/2016 Hafezi et al.  
 2017/0000180 A1 1/2017 Arne et al.  
 2017/0215761 A1 8/2017 Zdeblick  
 2017/0290513 A1 10/2017 O'Reilly et al.  
 2018/0184698 A1 7/2018 Arne et al.  
 2018/0279910 A1 10/2018 Jensen et al.

## FOREIGN PATENT DOCUMENTS

CN 2748032 12/2005  
 CN 1991868 7/2007  
 CN 101005470 7/2007  
 CN 201076456 6/2008  
 CN 101524267 9/2009  
 DE 10313005 10/2004  
 EP 0344939 12/1989  
 EP 0526166 2/1993  
 EP 1199670 4/2002  
 EP 1246356 10/2002  
 EP 1342447 9/2003  
 EP 1534054 5/2005  
 EP 1702553 9/2006  
 EP 1098591 1/2007  
 EP 1789128 5/2007  
 EP 2143369 1/2010  
 GB 775071 5/1957  
 GB 2432862 6/2007  
 IL 172917 6/2010  
 JP 2000506410 5/1912  
 JP S6117949 1/1986  
 JP S63280393 11/1988  
 JP H01285247 11/1989  
 JP 05228128 9/1993  
 JP H0884779 4/1996  
 JP 09330159 12/1997  
 JP 1014898 1/1998  
 JP H11195415 7/1999  
 JP 2001078974 3/2001

JP 2002224053 8/2002  
 JP 2002263185 9/2002  
 JP 2002282218 10/2002  
 JP 2002282219 10/2002  
 JP 2002291684 10/2002  
 JP 2003210395 7/2003  
 JP 3454525 10/2003  
 JP 2003325440 11/2003  
 JP 2004007187 1/2004  
 JP 2004507188 3/2004  
 JP 2004134384 4/2004  
 JP 2004274452 9/2004  
 JP 2004313242 11/2004  
 JP 2004318534 11/2004  
 JP 2004364016 12/2004  
 JP 2005031840 2/2005  
 JP 2005073886 3/2005  
 JP 2005124708 5/2005  
 JP 2005148021 6/2005  
 JP 2005152037 6/2005  
 JP 2005287691 10/2005  
 JP 2005304880 11/2005  
 JP 2005532841 11/2005  
 JP 2005532849 11/2005  
 JP 2005343515 12/2005  
 JP 2006006377 1/2006  
 JP 2006509574 3/2006  
 JP 2006177699 7/2006  
 JP 2006187611 7/2006  
 JP 2006278091 10/2006  
 JP 2006346000 12/2006  
 JP 3876573 1/2007  
 JP 2007151809 6/2007  
 JP 2007159631 6/2007  
 JP 2007200739 8/2007  
 JP 2007313340 12/2007  
 JP 2007330677 12/2007  
 JP 2008011865 1/2008  
 JP 2008501415 1/2008  
 JP 2008176434 7/2008  
 JP 2008191955 8/2008  
 JP 2008289724 12/2008  
 JP 2009034345 2/2009  
 JP 2009050541 3/2009  
 JP 2009061236 3/2009  
 JP 2009065726 3/2009  
 JP 2011015817 1/2011  
 JP 2011519583 7/2011  
 KR 20020015907 3/2002  
 KR 20020061744 7/2002  
 KR 200600977523 7/2006  
 KR 100927471 11/2009  
 KR 20110137001 12/2011  
 KR 10-2012-099995 9/2012  
 TW 200301864 7/2003  
 TW 553735 9/2003  
 TW 200724094 7/2007  
 TW 200812556 3/2008  
 TW 201120673 6/2011  
 WO WO1988002237 4/1988  
 WO WO1992021307 12/1992  
 WO WO1993008734 5/1993  
 WO WO1993019667 10/1993  
 WO WO1994001165 1/1994  
 WO WO9516393 6/1995  
 WO WO1997014112 4/1997  
 WO WO1997039963 10/1997  
 WO WO1998043537 10/1998  
 WO WO1999037290 7/1999  
 WO WO1999059465 11/1999  
 WO WO2000033246 6/2000  
 WO WO2001000085 1/2001  
 WO WO2001047466 7/2001  
 WO WO2001049364 7/2001  
 WO WO2001074011 10/2001  
 WO WO2001080731 11/2001  
 WO WO200235997 5/2002  
 WO WO2002045489 6/2002  
 WO WO2002058330 7/2002

## (56) References Cited

## FOREIGN PATENT DOCUMENTS

WO WO2002062276 8/2002  
 WO WO2002087681 11/2002  
 WO WO2002095351 11/2002  
 WO WO2003005877 1/2003  
 WO WO2003050643 6/2003  
 WO WO2003068061 8/2003  
 WO WO2004014225 2/2004  
 WO WO2004019172 3/2004  
 WO WO2004039256 5/2004  
 WO WO2004059551 7/2004  
 WO WO2004066833 8/2004  
 WO WO2004066834 8/2004  
 WO WO2004066903 8/2004  
 WO WO2004068748 8/2004  
 WO WO2004068881 8/2004  
 WO WO2004075751 9/2004  
 WO WO2004109316 12/2004  
 WO WO2004110555 12/2004  
 WO WO2005011237 2/2005  
 WO WO2005020023 3/2005  
 WO WO2005024687 3/2005  
 WO WO2005041767 5/2005  
 WO WO2005047837 5/2005  
 WO WO2005051166 6/2005  
 WO WO2005053517 6/2005  
 WO WO2005069887 8/2005  
 WO WO2005082436 9/2005  
 WO WO2005083621 9/2005  
 WO WO2005110238 11/2005  
 WO WO2005117697 12/2005  
 WO WO2006009404 1/2006  
 WO WO2006016370 2/2006  
 WO WO2006021932 3/2006  
 WO WO2006027586 3/2006  
 WO WO2006028347 3/2006  
 WO WO2006035351 4/2006  
 WO WO2006037802 4/2006  
 WO WO2006046648 5/2006  
 WO WO2006055892 5/2006  
 WO WO2006055956 5/2006  
 WO WO2006059338 6/2006  
 WO WO2006075016 7/2006  
 WO WO2006100620 9/2006  
 WO WO2006104843 10/2006  
 WO WO2006109072 10/2006  
 WO WO2006116718 11/2006  
 WO WO2006119345 11/2006  
 WO WO2006123346 11/2006  
 WO WO2006127355 11/2006  
 WO WO2007001724 1/2007  
 WO WO2007001742 1/2007  
 WO WO2007013952 2/2007  
 WO WO2007014084 2/2007  
 WO WO2007014527 2/2007  
 WO WO2007021496 2/2007  
 WO WO2007027660 3/2007  
 WO WO2007028035 3/2007  
 WO WO2007036687 4/2007  
 WO WO2007036741 4/2007  
 WO WO2007036746 4/2007  
 WO WO2007040878 4/2007  
 WO WO2007067054 6/2007  
 WO WO2007071180 6/2007  
 WO WO2007096810 8/2007  
 WO WO2007101141 9/2007  
 WO WO2007115087 10/2007  
 WO WO2007120946 10/2007  
 WO WO2007123923 11/2007  
 WO WO2007127316 11/2007  
 WO WO2007127879 11/2007  
 WO WO2007127945 11/2007  
 WO WO2007128165 11/2007  
 WO WO2007130491 11/2007  
 WO WO2007133526 11/2007  
 WO WO2007143535 12/2007

WO WO2007149546 12/2007  
 WO WO2008008281 1/2008  
 WO WO2008012700 1/2008  
 WO WO2008030482 3/2008  
 WO WO2008039030 4/2008  
 WO WO2008052136 5/2008  
 WO WO2008061138 5/2008  
 WO WO2008063626 5/2008  
 WO WO2008066617 6/2008  
 WO WO2008076464 6/2008  
 WO WO2008085131 7/2008  
 WO WO2008089232 7/2008  
 WO WO2008091683 7/2008  
 WO WO2008095183 8/2008  
 WO WO2008097652 8/2008  
 WO WO2008101107 8/2008  
 WO WO2008112577 9/2008  
 WO WO2008112578 9/2008  
 WO WO2008120156 10/2008  
 WO WO2008133394 11/2008  
 WO WO2008134185 11/2008  
 WO WO2008150633 12/2008  
 WO WO2009001108 12/2008  
 WO WO2009005759 1/2009  
 WO WO2009006615 1/2009  
 WO WO2009022343 2/2009  
 WO WO2009029453 3/2009  
 WO WO2009032381 3/2009  
 WO WO2009036334 3/2009  
 WO WO2009051829 4/2009  
 WO WO2009051830 4/2009  
 WO WO2009063377 5/2009  
 WO WO2009081348 7/2009  
 WO WO2009111664 9/2009  
 WO WO2009146082 12/2009  
 WO WO2010009100 1/2010  
 WO WO2010011833 1/2010  
 WO WO2010019778 2/2010  
 WO WO2010057049 5/2010  
 WO WO2010075115 7/2010  
 WO WO2010080765 7/2010  
 WO WO2010080843 7/2010  
 WO WO2010107563 9/2010  
 WO WO2010107980 9/2010  
 WO WO2010115194 10/2010  
 WO WO2010132331 11/2010  
 WO WO2010135516 11/2010  
 WO WO2011024560 3/2011  
 WO WO2011068963 6/2011  
 WO WO2011133799 10/2011  
 WO WO2011159336 12/2011  
 WO WO2011159337 12/2011  
 WO WO2011159338 12/2011  
 WO WO2011159339 12/2011  
 WO WO2012104657 8/2012  
 WO WO2012158190 11/2012  
 WO WO2013012869 1/2013  
 WO WO2015112603 7/2015

## OTHER PUBLICATIONS

Aronson, J., "Meyer's Side Effects of Cardiovascular Drugs," Elsevier, Mar. 2, 2009, Medical , 840 pages. (Not Attached).  
 Arshak et al., A Review and Adaptation of Methods of Object Tracking to Telemetry Capsules IC-Med; Jan. 2007 vol. 1, No. 1, Issue 1, 12pp.  
 "ASGE Technology Status Evaluation Report: wireless capsule endoscopy" American Soc. For Gastrointestinal Endoscopy; Apr. 2006 vol. 63, No. 4; 7 pp.  
 Au-Yeung, K., et al., "A Networked System for Self-Management of Drug Therapy and Wellness", Wireless Health '10, Oct. 5-7, 2010, San Diego, 9 pages.  
 Aydin et al., "Design and implementation considerations for an advanced wireless interface in miniaturized integrated sensor Microsystems" Sch. of Eng. & Electron., Edinburgh Univ., UK; Sep. 2003; Abstract Only.  
 Barrie, Heidelberg pH capsule gastric analysis. Textbook of Natural Medicine, (1992), Pizzorno, Murray & Barrie.

(56)

## References Cited

## OTHER PUBLICATIONS

- Baskiyar, S. "A Real-time Fault Tolerant Intra-body Network" Dept. of Comp. Sci & Soft Eng; Auburn University; Proceedings of the 27th Annual IEEE Conference; 0742-1303/02 (2002) IEEE; 6 pp.
- Bohidar et al., "Dielectric Behavior of Gelatin Solutions and Gels" *Colloid Polym Sci* (1998) 276:81-86.
- Brock, "Smart Medicine: The Application of Auto-ID Technology to Healthcare" Auto-ID Labs (2002) <http://www.autoidlabs.org/uploads/media/MIT-AUTOID-WH-010.pdf>.
- Carlson et al., "Evaluation of a non-invasive respiratory monitoring system for sleeping subjects" *Physiological Measurement* (1999) 20(1): 53.
- Consolvo, Sunny et al., "Design Requirement for Technologies that Encourage Physical Activity," CHI 2006 Proceedings, Designing for Tangible Interactions, Apr. 22, 2006, Montreal, Quebec, Canada, pp. 457-466.
- Coury, L. "Conductance Measurement Part 1: Theory"; *Current Separations*, 18:3 (1999) p. 91-96.
- Delvaux et al., "Capsule endoscopy: Technique and indications" *Clinical Gastroenterology*; Oct. 2008 vol. 22, Issue 5, 1 pp. (Abstract Only).
- Description of ePatch Technology Platform for ECG and EMG, located at [http://www.madebydelta.com/imported/images/DELTA\\_Web/documents/ME/ePatch\\_ECG\\_EMG.pdf](http://www.madebydelta.com/imported/images/DELTA_Web/documents/ME/ePatch_ECG_EMG.pdf), Dated Sep. 2, 2010.
- Dhar et al., "Electroless nickel plated contacts on porous silicon" *Appl. Phys. Lett.* 68 (10) pp. 1392-1393 (1996).
- Eldek A., "Design of double dipole antenna with enhanced usable bandwidth for wideband phased array applications" *Progress in Electromagnetics Research PIER* 59, 1-15 (2006).
- Evanczuk, S., "PIC MCU software library uses human body for secure communications link" ; EDN Network; edn.com; Retrieved from internet Jun. 19, 2013 at <http://www.edn.com/electronics-products/other/4407842/PIC-MCU-software-library-uses-human-body-for-secure-communications-link>; Feb. 26, 2013; 5 pp.
- Fawaz et al., "Enhanced Telemetry System using CP-QPSK Band-Pass Modulation Technique Suitable for Smart Pill Medical Application" IFIP IEEE Dubai Conference Apr. 2008; [http://www.asic.fh-offenburg.de/downloads/ePille/IFIP\\_IEEE\\_Dubai\\_Conference.pdf](http://www.asic.fh-offenburg.de/downloads/ePille/IFIP_IEEE_Dubai_Conference.pdf).
- Ferguson et al., "Dielectric Constant Studies III Aqueous Gelatin Solutions" *J. Chem. Phys.* 2, 94 (1934) p. 94-98.
- Ferguson et al., "Wireless communication with implanted medical devices using the conductive properties of the body," *Expert Rev Med Devices*, Jul. 2011, 8(4): 427-433.
- Furse C. M., "Dipole Antennas" J. Webster (ed), Wiley Encyclopedia of Electrical and Electronics Engineering (1999) p. 575-581.
- Gagliani S. "Put Your Phone, or Skin, on Vibrate" *MedGadget*; Mar. 2012 <http://medgadget.com/2012/03/put-your-phone-or-skin-on-vibrate.html> 8pp.
- Gilson, D.R. "Molecular dynamics simulation of dipole interactions", Department of Physics, Hull University, Dec. 2002, p. 1-43.
- Given Imaging, "Agile Patency Brochure" (2006) [http://www.inclino.no/documents/AgilePatencyBrochure\\_Global\\_GMB-0118-01.pdf](http://www.inclino.no/documents/AgilePatencyBrochure_Global_GMB-0118-01.pdf); 4pp.
- Gonzalez-Guillaumin et al., "Ingestible capsule for impedance and pH monitoring in the esophagus" *IEEE Trans Biomed Eng*; Dec. 2007 54(12) 1pp. (Abstract Only).
- Greene, "Edible RFID microchip monitor can tell if you take your medicine" *Bloomberg Businessweek*; Mar. 2010 2 pp.; <http://www.businessweek.com/idg/2010-03-31/edible-rfid-microchip-monitor-can-tell-if-you-take-your-medicine.html>.
- Greene, "Medicaid Efforts to Incentivize Healthy Behaviours", Center for Health Care Strategies, Inc., Resource Paper, Jul. 2007.
- Halthion Medical Technologies "Providing Ambulatory Medical Devices Which Monitor, Measure and Record" webpage. Online website: <http://www.halthion.com/>; downloaded May 30, 2012; 2 pp.
- Herbig, S.M., "Asymmetric-membrane tablet coatings for osmotic drug delivery", *Journal of Controlled Release* 35 (1995) 127-136.
- Heydari et al., "Analysis of the PLL jitter due to power/ground and substrate noise"; *IEEE Transactions on Circuits and Systems* (2004) 51(12): 2404-16.
- Hoeksma, J. "New 'smart pill' to track adherence" *E-Health-Insider*; [http://www.e-health-insider.com/news/5910/new\\_smart\\_pill\\_monitors\\_medicines](http://www.e-health-insider.com/news/5910/new_smart_pill_monitors_medicines); May 17, 2010 (2010); 1pp.
- Hoover et al., "Rx for health: Engineers design pill that signals it has been swallowed" *University of Florida News*; Mar. 2010 2pp.; <http://news.ufl.edu/2010/03/31/antenna-pill-2/>.
- Hotz "The Really Smart Phone" *The Wall Street Journal*, What They Know (2011); 6 pp.; [http://online.wsj.com/article/SB10001424052748704547604576263261679848814.html?mod=djemTECH\\_t](http://online.wsj.com/article/SB10001424052748704547604576263261679848814.html?mod=djemTECH_t).
- Intromedic, *MicroCam Innovative Capsule Endoscope Pamphlet*. (2006) 8 pp (<http://www.intromedic.com/en/product/productinfo.asp>).
- ISFET—Ion Sensitive Field-Effect Transistor; MICROSENS S.A. pdf document. First in Office Action dated Jun. 13, 2011 for U.S. Appl. No. 12/238,345; 4pp.
- Jimbo et al., "Gastric-fluid-utilized micro battery for micro medical devices" *The Sixth International Workshop on Micro and Nanotechnology for Power Generation and Energy Conservation Applications*, (2006) pp. 97-100.
- Jung, S. "Dissolvable 'Transient Electronics' Will Be Good for Your Body and the Environment" *MedGadget*; Oct. 1, 2012; Online website: <http://medgadget.com/2012/10/dissolvable-transient-electronics-will-be-good-for-your-body-and-the-environment.html>; downloaded Oct. 24, 2012; 4 pp.
- Juvenile Diabetes Research Foundation International (JDRF), "Artificial Pancreas Project" Jun. 2010; <http://www.artificialpancreasproject.com/>; 3 pp.
- Kamada K., "Electrophoretic deposition assisted by soluble anode" *Materials Letters* 57 (2003) 2348-2351.
- Kendle, Earl R. and Morris, Larry A., "Preliminary Studies in the Development of a Gastric Battery for Fish" (1964). Nebraska Game and Parks Commission White Papers, Conference Presentations, & Manuscripts. Paper 22. p. 1-6.
- Kim et al., "A Semi-Interpenetrating Network System for a Polymer Membrane"; *Eur. Polym. J.* vol. 33 No. 7; pp. 1009-1014 (1997).
- Lee, K. B.; "Two-step activation of paper batteries for high power generation: design and fabrication of biofluid- and wateractivated paper batteries"; *J. Micromech. Microeng.* 16 (2006) 2312-2317.
- Lee, K. B.; "Urine-activated paper batteries for Biosystems"; *J. Micromech. Microeng.* 15 (2005) S21 O-S214.
- Li, P-Y, et al. "An electrochemical intraocular drug delivery device", *Sensors and Actuators A* 143; p. 41-48.; Jul. 2007.
- Lifescan, "OneTouch UltraLink™" <http://www.lifescan.com/products/meters/ultralink>; Jul. 2010 2 pp.
- Lin et al., "Do Physiological Data Relate to Traditional Usability Indexes?" *Proceedings of OZCHI 2005*, Canberra, Australia (2005) 10 pp.
- Mackay et al., "Radio Telemetry from within the Body" *Inside Information is Revealed by Tiny Transmitters that can be Swallowed or Implanted in Man or Animal Science* (1991) 1196-1202; 134; American Association for the Advancement of Science, Washington D.C.
- Mackay et al., "Endoradiosonde" *Nature*, (1957) 1239-1240, 179 Nature Publishing Group.
- Mandryk et al., "A physiological approach for continuously modeling user emotion in interactive play environments" *Proceedings of Measuring Behavior* (2008) (Maastricht The Netherlands Aug. 26-29) 2 pp.
- Mandryk et al., "Objectively Evaluating Entertainment Technology" *Simon Fraser University; CHI* (2004) ACM 1-58113-703-06/04/0004; 2 pp.
- McDermott-Wells, P., "What is Bluetooth?"; *IEEE Potentials*, IEEE, New York, NY, vol. 23, No. 5, Dec. 1, 2004, pp. 33-35.
- Mckenzie et al., "Validation of a new telemetric core temperature monitor" *J. Therm. Biol.* (2004) 29(7-8):605-11.
- Medtronic, "CareLink Therapy Management Software for Diabetes" Jul. 2010; <https://carelink.minimed.com/patient/entry.jsp?bhcp=1>; 1 pp.

(56)

## References Cited

## OTHER PUBLICATIONS

- Medtronic, "Carelink™ USB" (2008) [http://www.medtronicdiabetes.com/pdf/carelink\\_usb\\_factsheet.pdf](http://www.medtronicdiabetes.com/pdf/carelink_usb_factsheet.pdf) 2pp.
- Medtronic "The New MiniMed Paradigm® REAL-Time Revel™ System" Aug. 2010 <http://www.medtronicdiabetes.com/products/index.html>; 2 pp.
- Medtronic, "MINI MED Paradigm® Revel™ Insulin Pump" Jul. 2010 <http://www.medtronicdiabetes.com/products/insulinpumps/index.html>; 2 pp.
- Medtronic, Mini Med Paradigm™ Veo™ System: Factsheet (2010). <http://www.medtronic-diabetes.com.au/downloads/Paradigm%20Veo%20Factsheet.pdf>; 4 pp.
- Melanson, "Walkers swallow RFID pills for science" Engadget; Jul. 2008; <http://www.engadget.com/2008/07/29/walkers-swallow-rfid-pills-for-science/>.
- Minimitter Co. Inc. "Actiheart" Traditional 510(k) Summary. Sep. 27, 2005.
- Minimitter Co. Inc. Noninvasive technology to help your studies succeed. Mini Mitter.com Mar. 31, 2009.
- Mini Mitter Co, Inc. 510(k) Premarket Notification Mini-Logger for Diagnostic Spirometer. 9-21 (1999).
- Mini Mitter Co, Inc. 510(k) Premarket Notification for VitalSense. Apr. 22, 2004.
- Minimitter Co. Inc. VitalSense Integrated Physiological Monitoring System. Product Description. Jul. 2005.
- Minimitter Co. Inc. VitalSense Wireless Vital Signs Monitoring. Temperatures.com Mar. 31, 2009.
- Mojaverian et al., "Estimation of gastric residence time of the Heidelberg capsule in humans: effect of varying food composition" *Gastroenterology* (1985) 89:(2): 392-7.
- O'Brien et al., "The Production and Characterization of Chemically Reactive Porous Coatings of Zirconium Via Unbalanced Magnetron Sputtering" *Surface and Coatings Technology* (1996) 86-87; 200-206.
- Owano, N., "Study proposes smart sutures with sensors for wounds" [phys.org](http://phys.org/news/2012-08-smart-sutures-sensors-wounds.html). Aug. 2012. <http://phys.org/news/2012-08-smart-sutures-sensors-wounds.html>; 2pp.
- "PALO Bluetooth Baseband" PALO Bluetooth Resource Center; Retrieved from internet Dec. 12, 2012 at URL:<http://palowireless.com/bluearticles/baseband.asp>; first cited in Office Action dated Jan. 17, 2013 for EP08853901.0 (2013); 6pp.
- Park, "Medtronic to Buy MiniMed for \$3.7 Billion" (2001) *HomeCare*; [http://homecaremag.com/mag/medical\\_medtronic\\_buy\\_minimed/](http://homecaremag.com/mag/medical_medtronic_buy_minimed/); 2 pp.
- Platt, D., "Modulation and Deviation" AE6EO, Foothills Amateur Radio Society; Oct. 26, 2007; 61 pp.
- Radio Antennae, <http://www.erikdeman.de/html/sail018h.htm>; (2008) 5 pages.
- "RFID "pill" monitors marchers" *RFID News*; Jul. 2008 <http://www.rfidnews.org/2008/07/23/rfid-pill-monitors-marchers/>.
- Rolison et al., "Electrically conductive oxide aerogels: new materials in electrochemistry" *J. Mater. Chem.* (2001) 1, 963-980.
- Roulstone, et al., "Studies on Polymer Latex Films: I. A study of latex film morphology" *Polymer International* 24 (1991) pp. 87-94.
- Sammoura, F. et al., "Water-activated disposable and long shelf life microbatteries", *Sensors and Actuators A* 111 (2004) 79-86.
- Sanduleanu et al., "Octave tunable, highly linear, RC-ring oscillator with differential fine-coarse tuning, quadrature outputs and amplitude control for fiber optic transceivers" (2002) *IEEE MTT-S International Microwave Symposium Digest* 545-8.
- Santini, J.T. et al, "Microchips as controlled drug delivery-devices", *Agnew. Chem. Int. Ed.* (2000), vol. 39, p. 2396-2407.
- "SensiVida minimally invasive clinical systems" Investor Presentation Oct. 2009 28pp; <http://www.sensividamedtech.com/SensiVidaGeneralOctober09.pdf>.
- Sharma, et al., "The Future is Wireless: Advances in Wireless Diagnostic and Therapeutic Technologies in Gastroenterology," *Gastroenterology*, Elsevier, Philadelphia, PA, vol. 137, No. 2, Aug. 1, 2009, pp. 434-439.
- Shawgo, R.S. et al. "BioMEMS from drug delivery", *Current Opinion in Solid State and Material Science* 6; May 2002, p. 329-334.
- Shin et al., "A Simple Route to Metal Nanodots and Nanoporous Metal Films"; *Nano Letters*, vol. 2, No. 9 (2002) pp. 933-936.
- Shrivastava et al., "A New Platform for Bioelectronics-Electronic Pill", *Cummins College*, (2010); [http://www.cumminscollege.org/downloads/electronics\\_and\\_telecommunication/Newsletters/Current%20Newsletters.pdf](http://www.cumminscollege.org/downloads/electronics_and_telecommunication/Newsletters/Current%20Newsletters.pdf); First cited in third party client search conducted by Patent Eagle Search May 18, 2010 (2010).
- "Smartlife awarded patent for knitted transducer" *Innovation in Textiles News*: <http://www.innovationintextiles.com/articles/208.php>; 2pp. Aug. 2009.
- "The SmartPill Wireless Motility Capsule" SMARTPILL, The Measure of GI Health; May 2010 [http://www.smartpillcorp.com/index.cfm?pagepath=Products/The\\_SmartPill\\_Capsule&id=17814](http://www.smartpillcorp.com/index.cfm?pagepath=Products/The_SmartPill_Capsule&id=17814).
- Solanas et al., "RFID Technology for the Health Care Sector" *Recent Patents on Electrical Engineering* (2008) 1, 22-31.
- Soper, S.A. et al. "Bio-Mems Technologies and Applications", Chapter 12, "MEMS for Drug Delivery", p. 325-346 (2007).
- Swedberg, "University Team Sees Ingestible RFID Tag as a Boon to Clinical Trials" *RFID Journal* (2010) Apr. 27; <http://www.rfidjournal.com/article/view/7560/1>, 3pp.
- Tajalli et al., "Improving the power-delay performance in subthreshold source-coupled logic circuits" *Integrated Circuit and System Design. Power and Timing Modeling, Optimization and Simulation*, Springer Berlin Heidelberg (2008) 21-30.
- Tatbul et al., "Confidence-based data management for personal area sensor networks" *ACM International Conference Proceeding Series* (2004) 72.
- Tierney, M.J. et al "Electroreleasing Composite Membranes for Delivery of Insulin and other Biomacromolecules", *J. Electrochem. Soc.*, vol. 137, No. 6, Jun. 1990, p. 2005-2006.
- Trutag, Technologies, Inc., Spectral Microtags for Authentication and Anti-Counterfeiting; "Product Authentication and Brand Protection Solutions"; <http://www.trutags.com/>; downloaded Feb. 12, 2013 (2013); 1 pp.
- VonStetten, F. et al., "Biofuel cells as power generation for implantable devices", *Pore. Eurosensors XX*, (2006), pp. 22-225.
- Walkey, "MOSFET Structure and Processing"; 97.398\* *Physical Electronics Lecture* 20.
- Watson, et al., "Determination of the relationship between the pH and conductivity of gastric juice" *Physiol Meas.* 17 (1996) pp. 21-27.
- Winter, J. et al. "The material properties of gelatin gels"; *USA Ballistic Research Laboratories*, Mar. 1975, p. 1-157.
- Wongmanerod et al., "Determination of pore size distribution and surface area of thin porous silicon layers by spectroscopic ellipsometry" *Applied Surface Science* 172 (2001) 117-125.
- Xiaoming et al., "A telemedicine system for wireless home healthcare based on bluetooth and the internet" *Telemedicine Journal and e-health* (2004) 10(S2): S110-6.
- Yang et al., "Fast-switching frequency synthesizer with a discriminator-aided phase detector" *IEEE Journal of Solid-State Circuits* (2000) 35(10): 1445-52.
- Yao et al., "Low Power Digital Communication in Implantable Devices Using Volume Conduction of Biological Tissues" *Proceedings of the 28th IEEE, EMBS Annual International Conference*, Aug. 30-Sep. 3, 2006.
- Zimmerman, "Personal Area Networks: Near-field intrabody communication" *IBM Systems Journal* (1996) 35 (3-4):609-17.
- Zworkin, "A Radio Pill" *Nature*, (1957) 898, 179 *Nature Publishing Group*.
- Browne, S.H., et al., "Let visuals tell the story: Medication adherence in patients with type II diabetes captured by a novel ingestion sensor platform," *JMIR Mhealth Uhealth*; 3(4): e108; 2015; 27 pages.
- Chan, Adrian D.C., et al., "Wavelet Distance Measure for Person Identification Using Electrocardiograms," *IEEE Transactions on Instrumentation and Measurement*, IEEE Service Center, Piscataway, NJ, US, vol. 57, No. 2, Feb. 1, 2008, pp. 248-253.
- Frias, J. et al., "Effectiveness of Digital Medicines to Improve Clinical Outcomes in Patients with Uncontrolled Hypertension and

(56)

**References Cited**

OTHER PUBLICATIONS

Type 2 Diabetes: Prospective, Open-Label, Cluster-Randomized Pilot Clinical Trial,” J Med Internet Res, 2017;19(7):e246; p. 15 (16 pages).

Noble et al., “Medication adherence and activity patterns underlying uncontrolled hypertension: Assessment and recommendations by practicing pharmacists using digital health care,” JAPHA; 56 (2016) pp. 310-315 (6 pages).

Savage, G., “Predictive Analytics: Advancing Precision and Population Medicine,” Harvard Health Policy Review, 2015; vol. 14; Issue 2; 4 pages.

Van der Biest, O., et al., “Electrophoretic deposition of materials,” Annu. Rev. Mater. Sci. 1999, 29: pp. 327-352.

Zhang, Y-T. et al., “Wireless Biomedical Sensing,” Wiley Encyclopedia of Biomedical Engineering, 2006, pp. 1-9.

\* cited by examiner

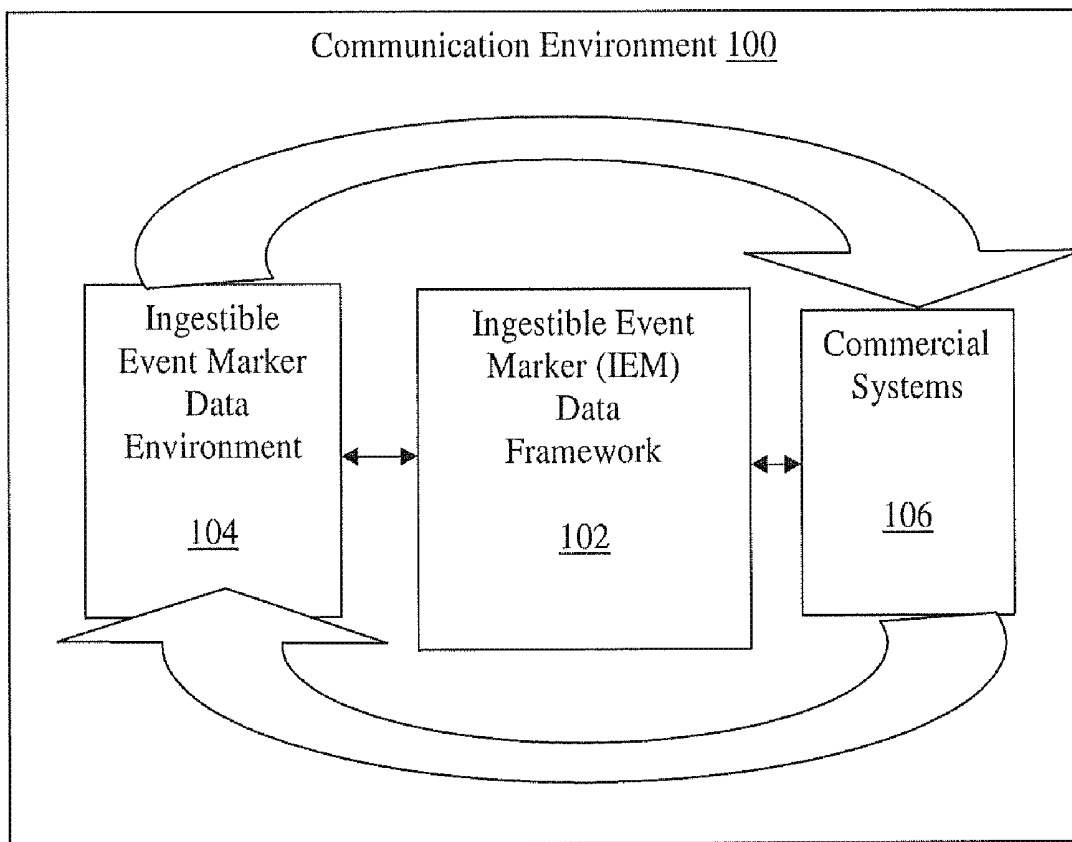


FIG. 1

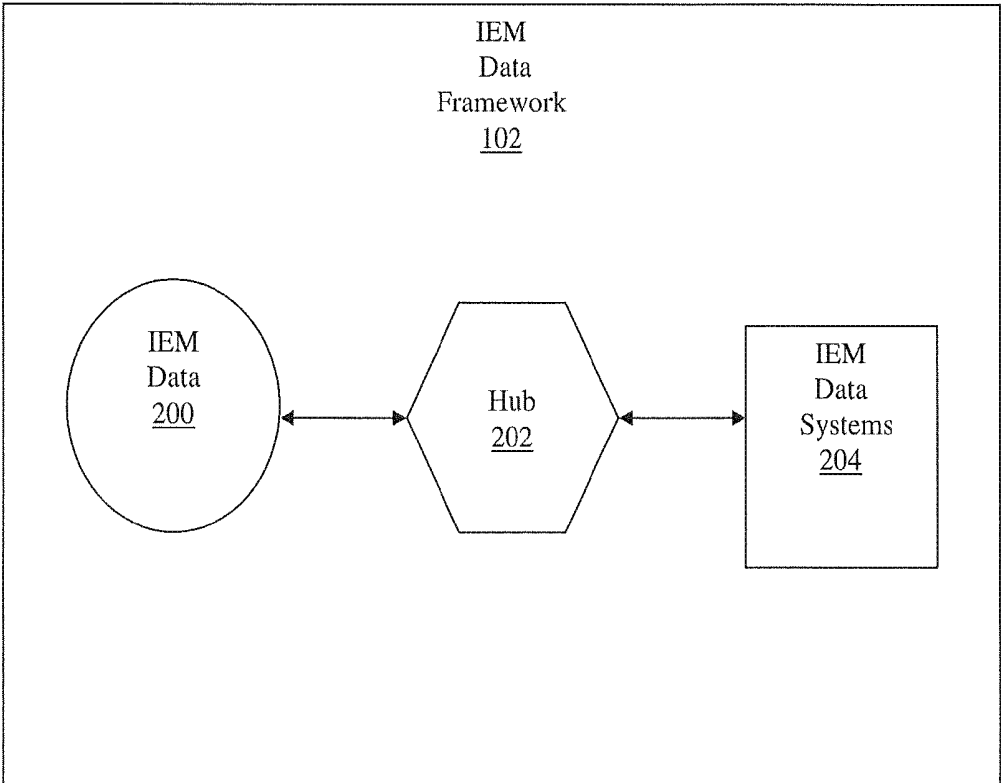


FIG. 2

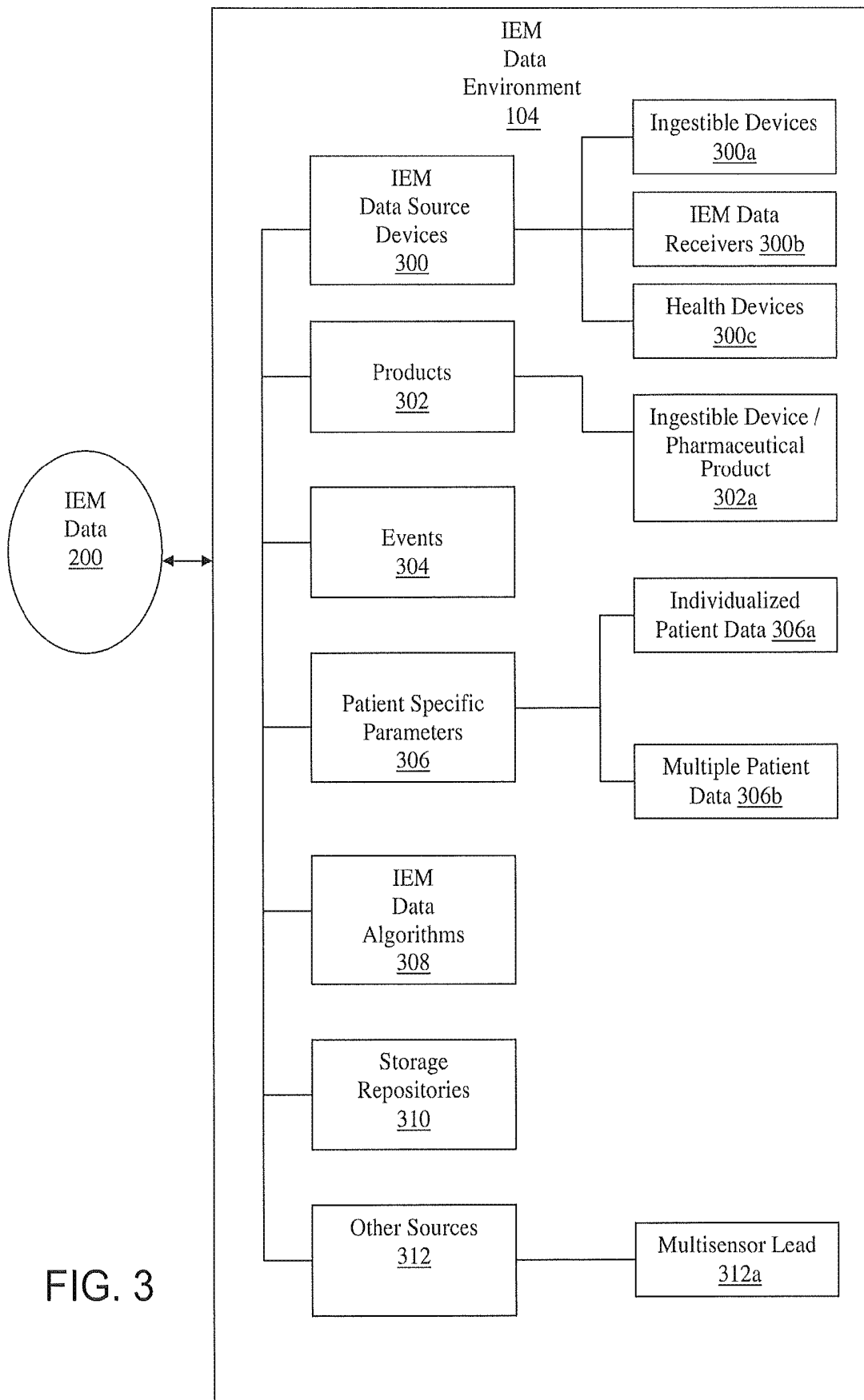


FIG. 3

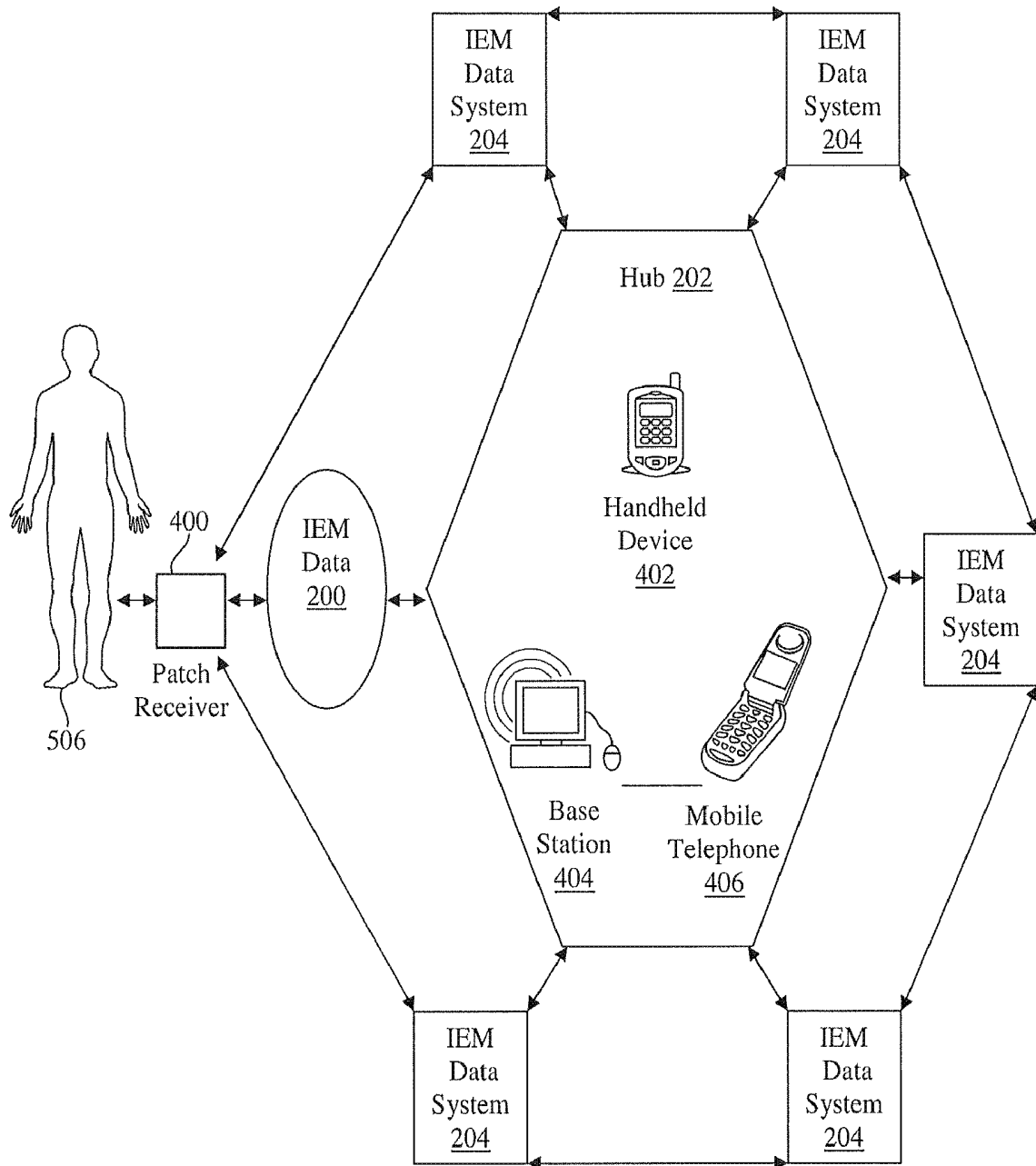


FIG. 4

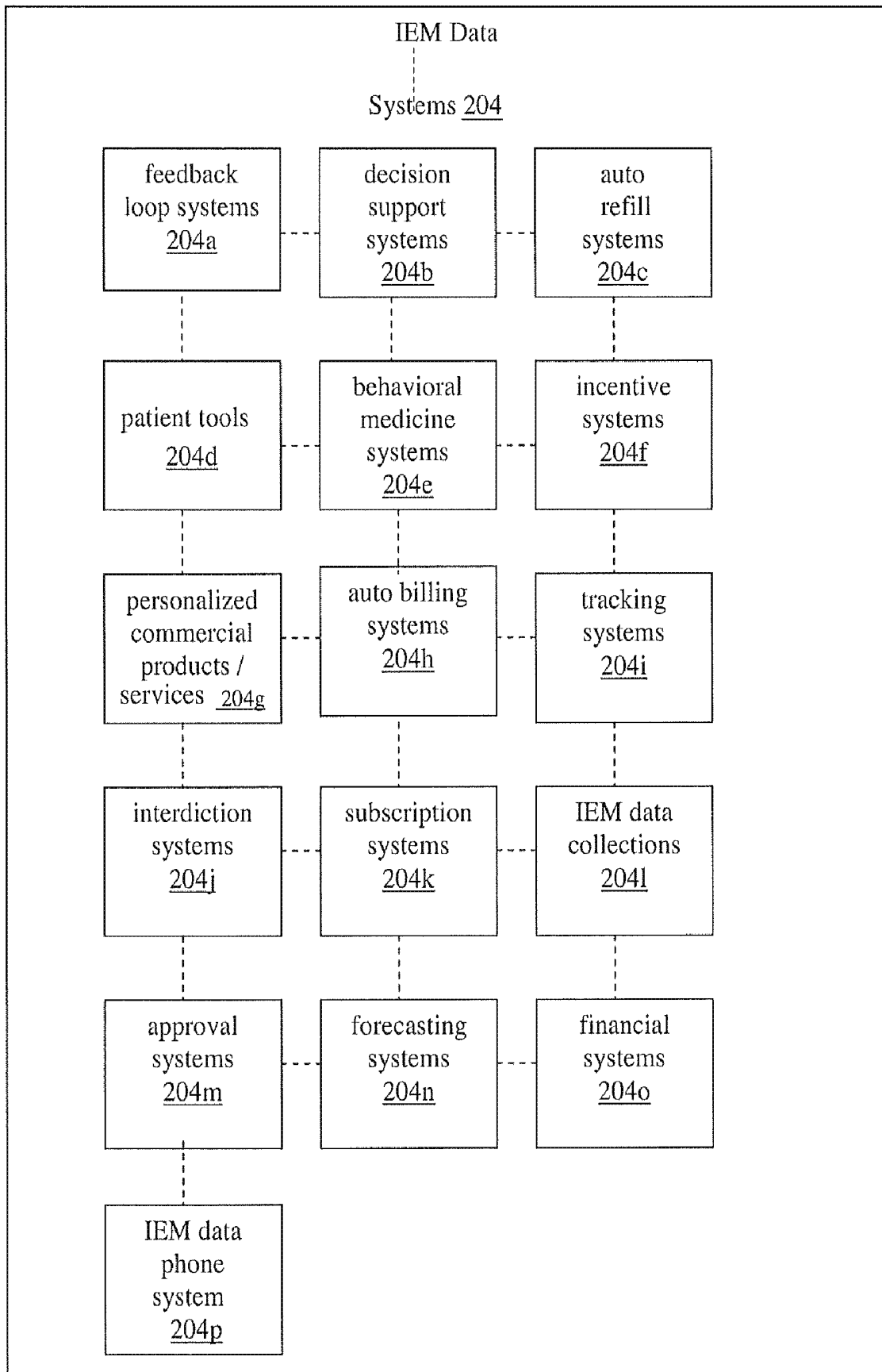


FIG. 5

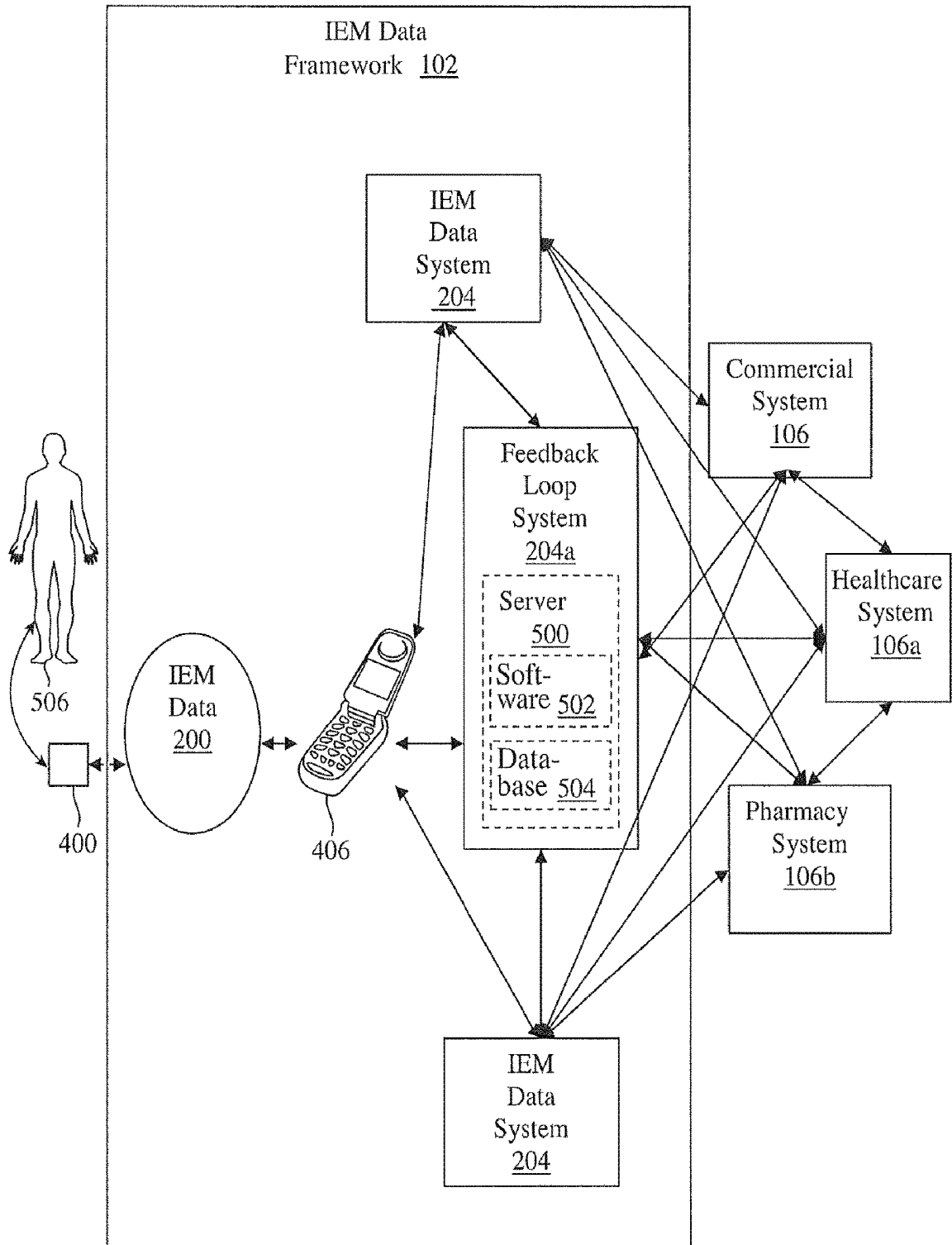


FIG. 6

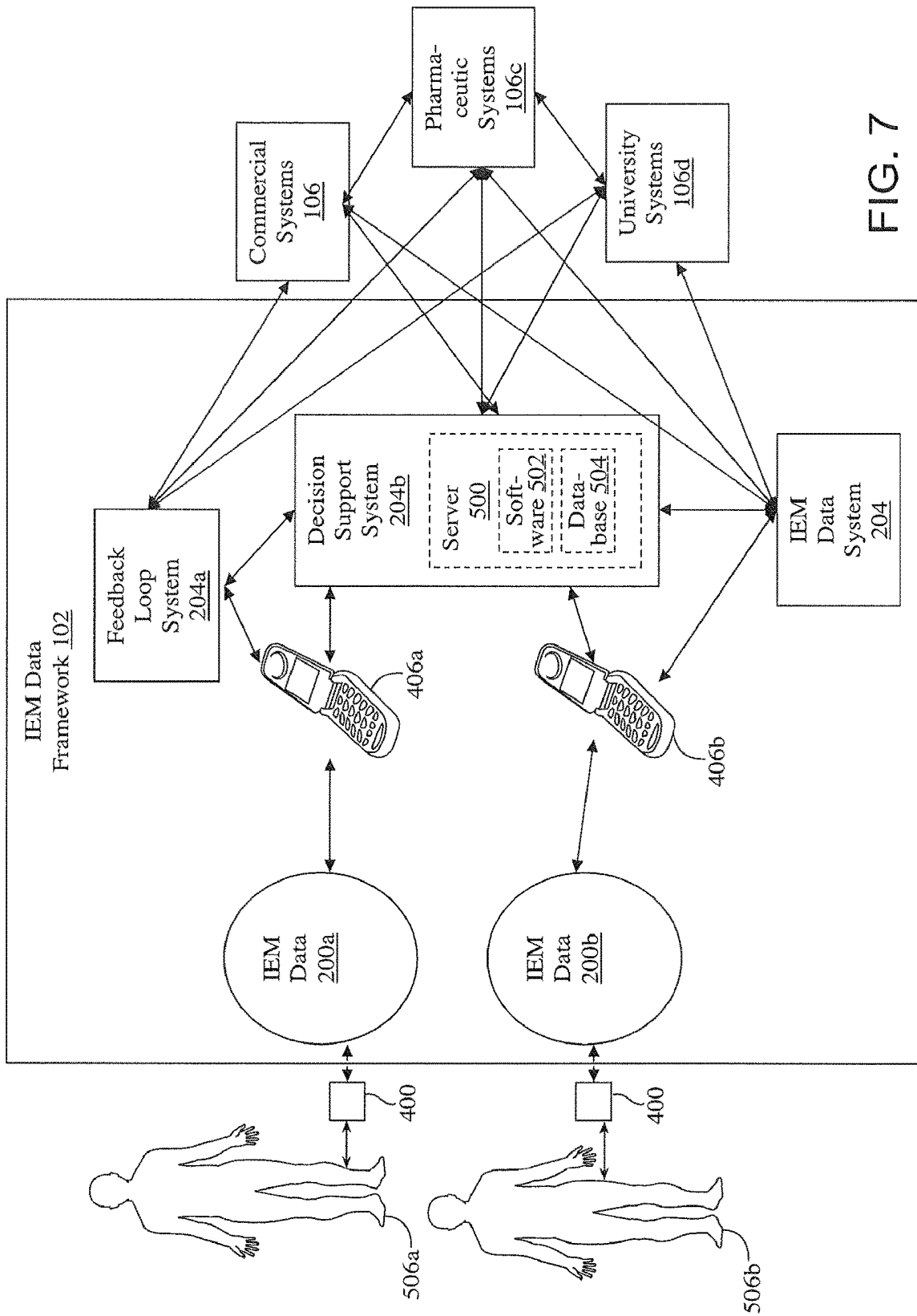


FIG. 7

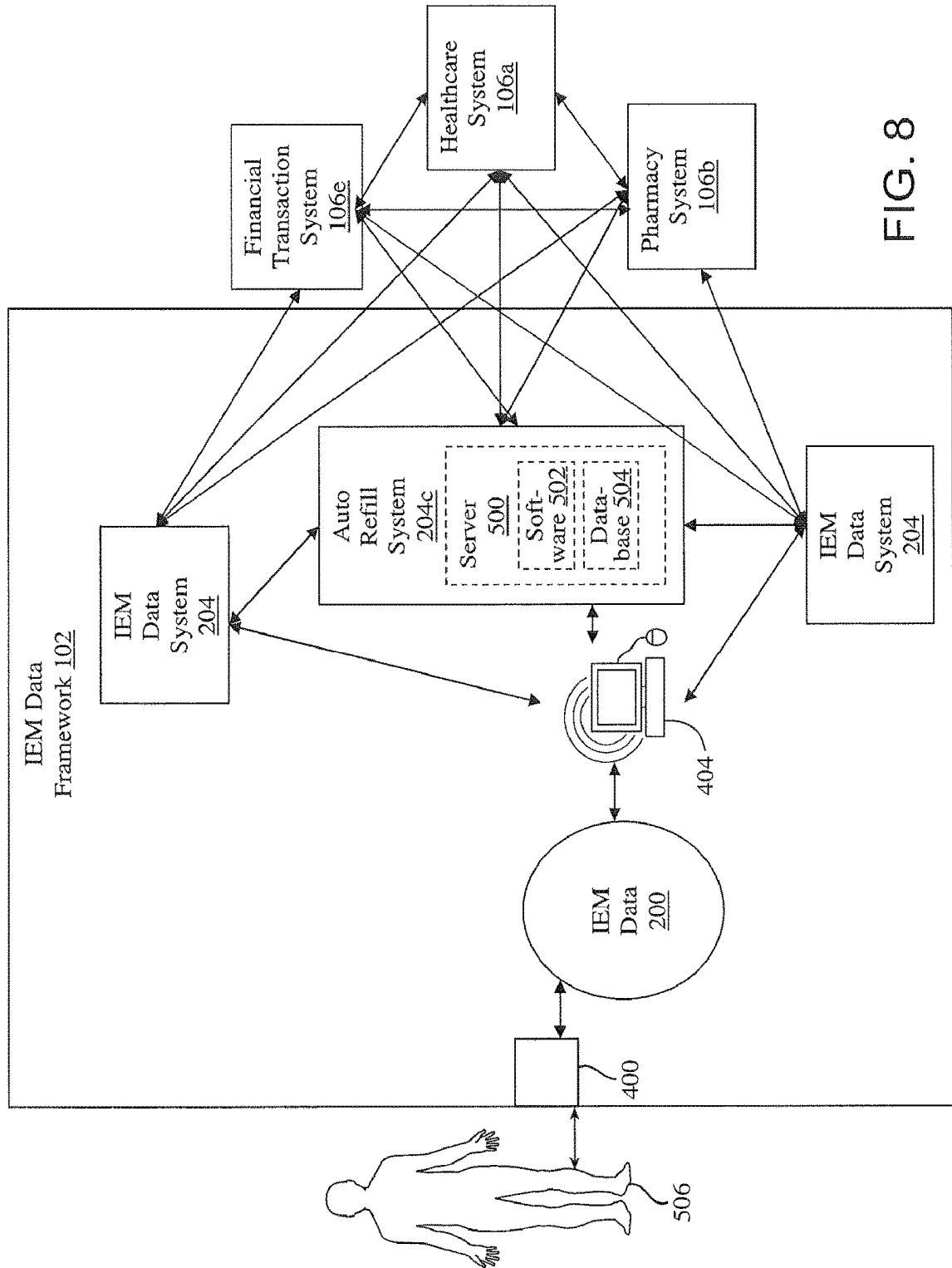


FIG. 8

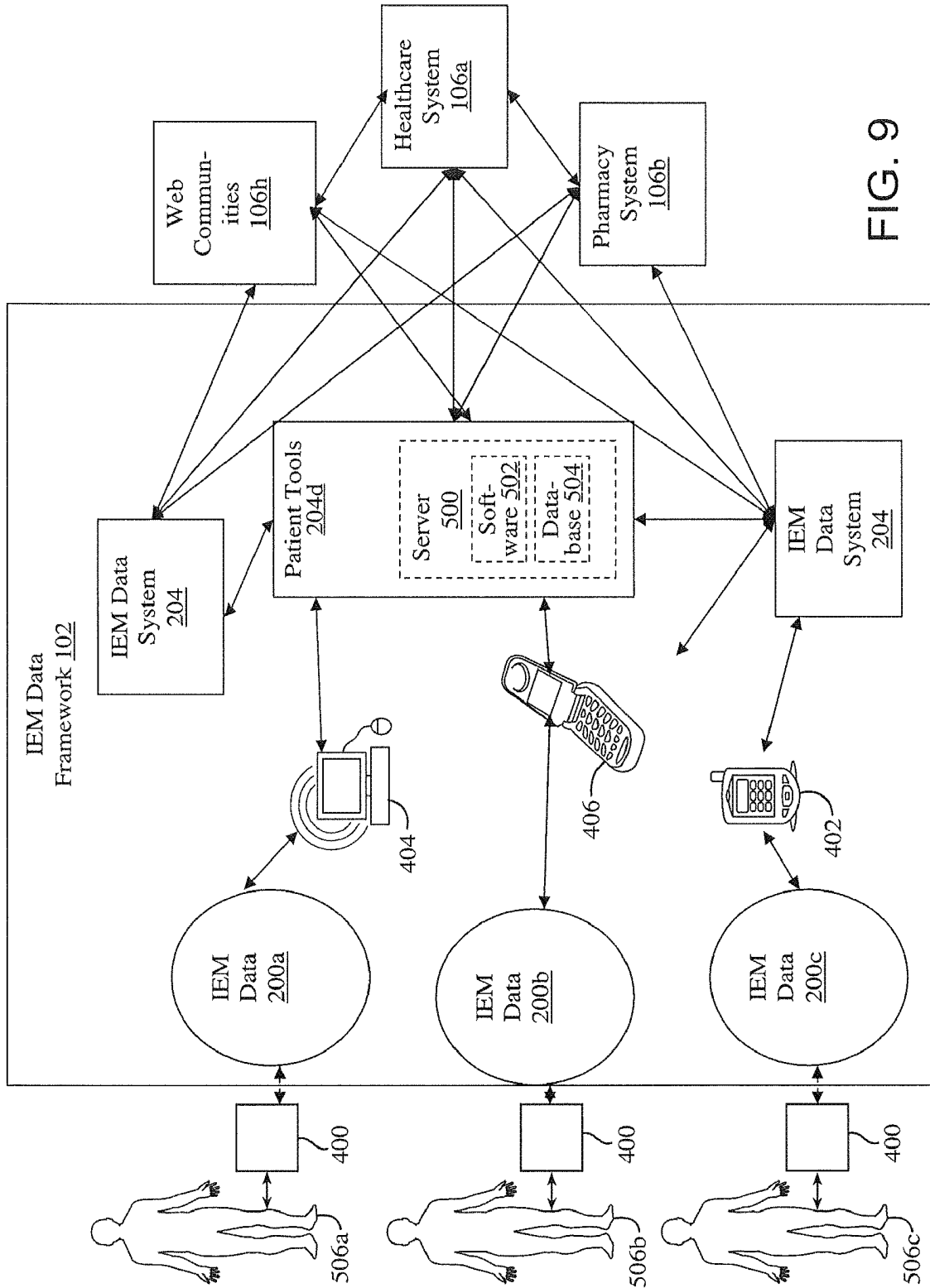


FIG. 9

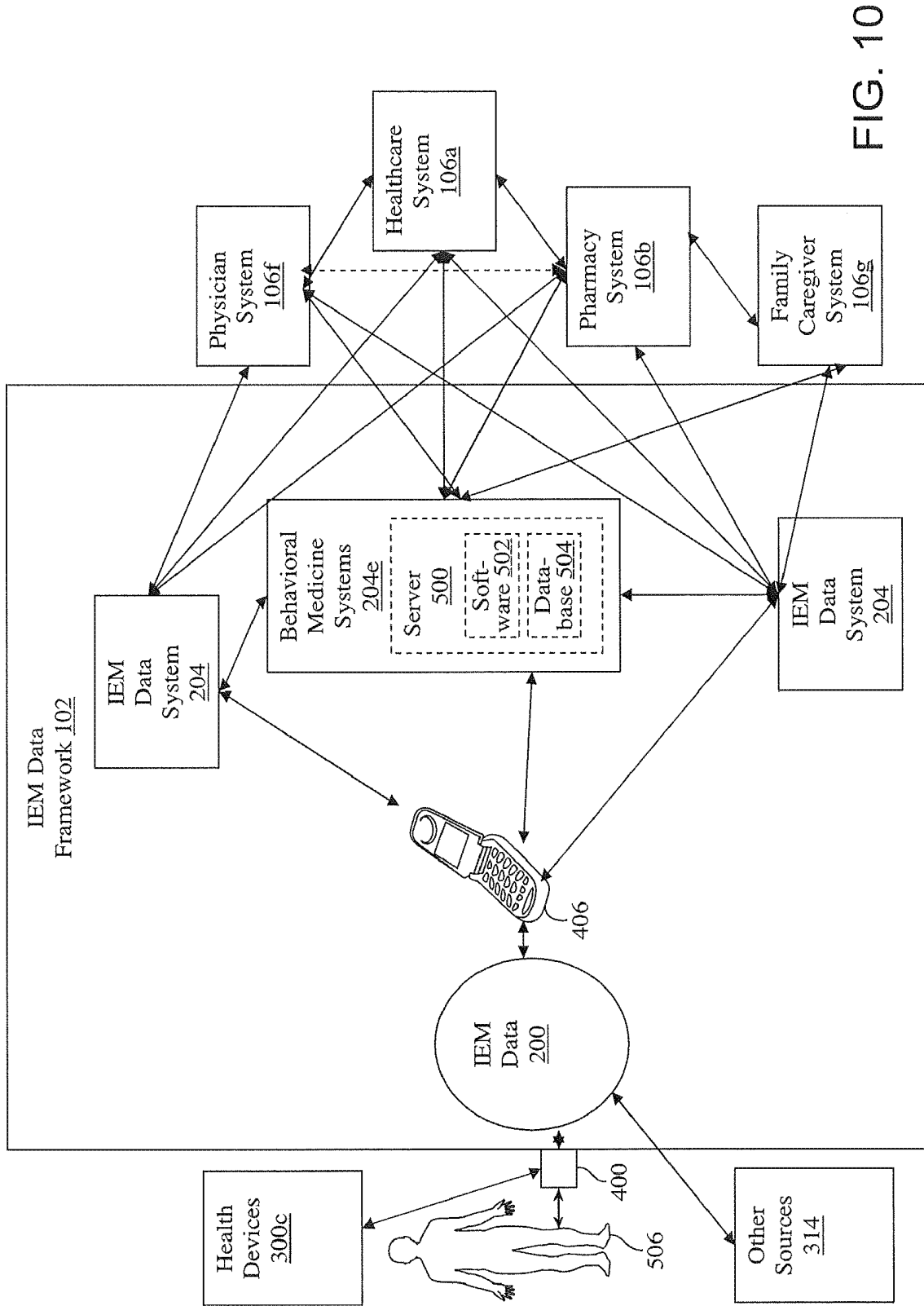


FIG. 10

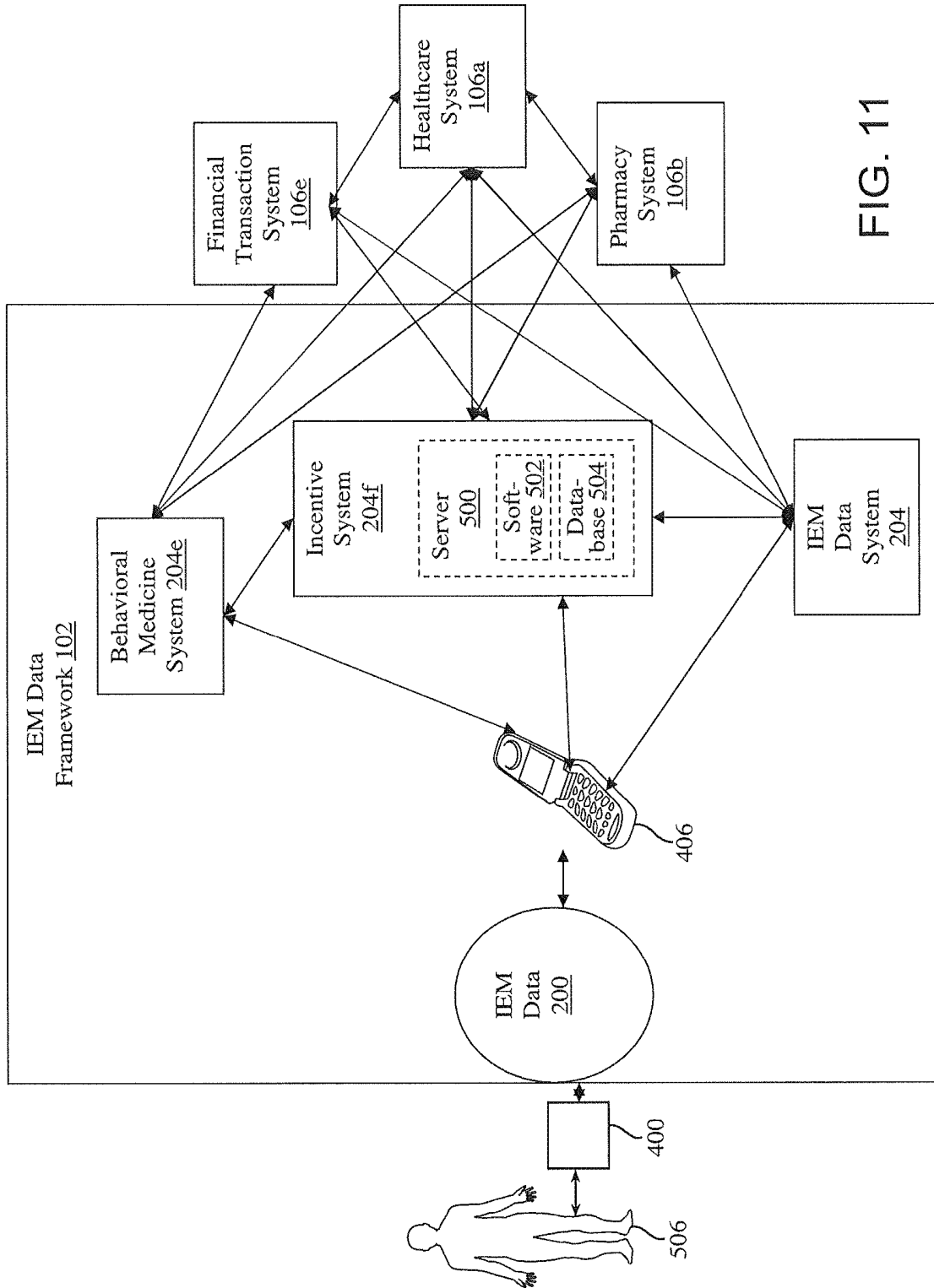


FIG. 11

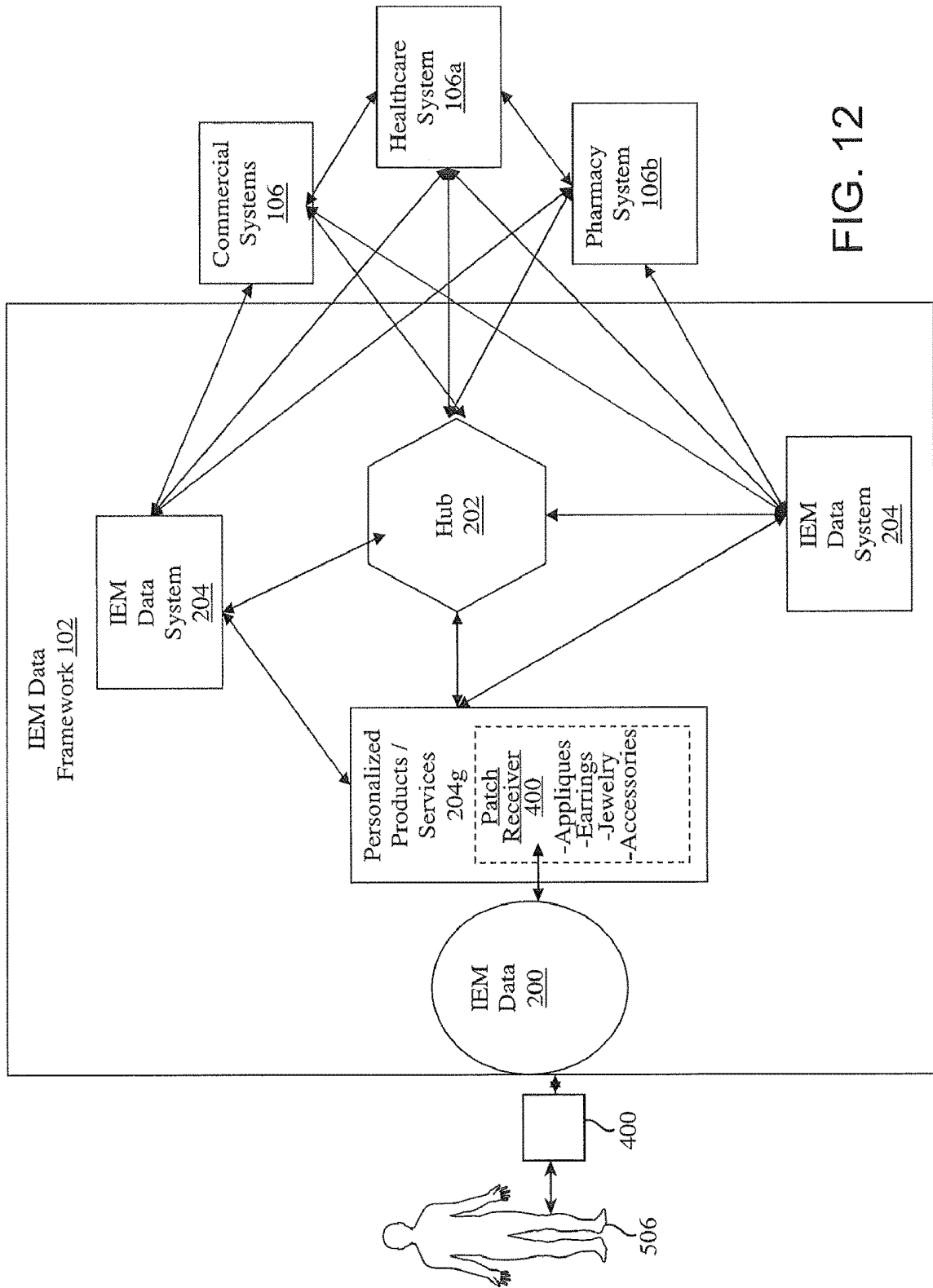


FIG. 12

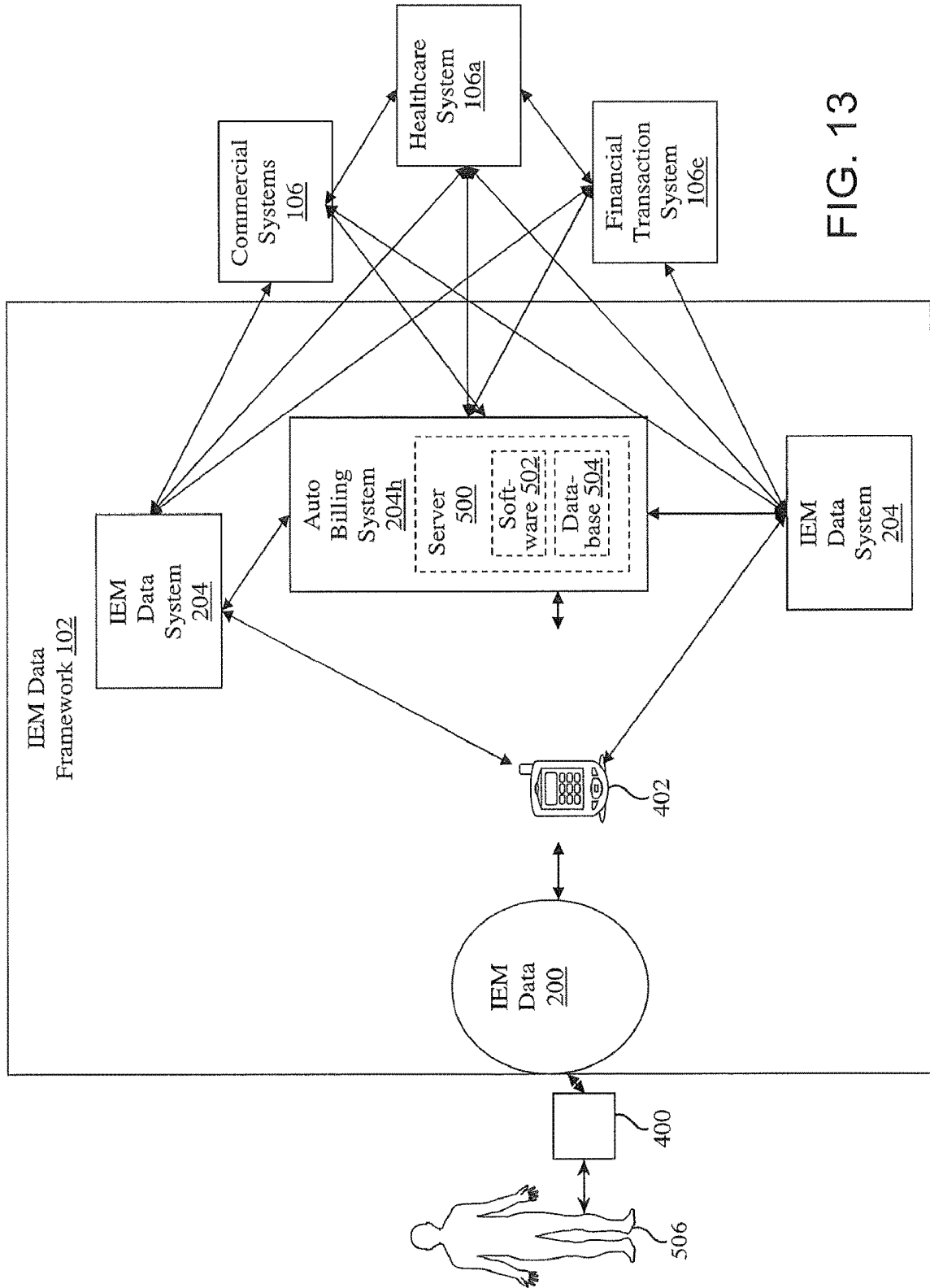


FIG. 13

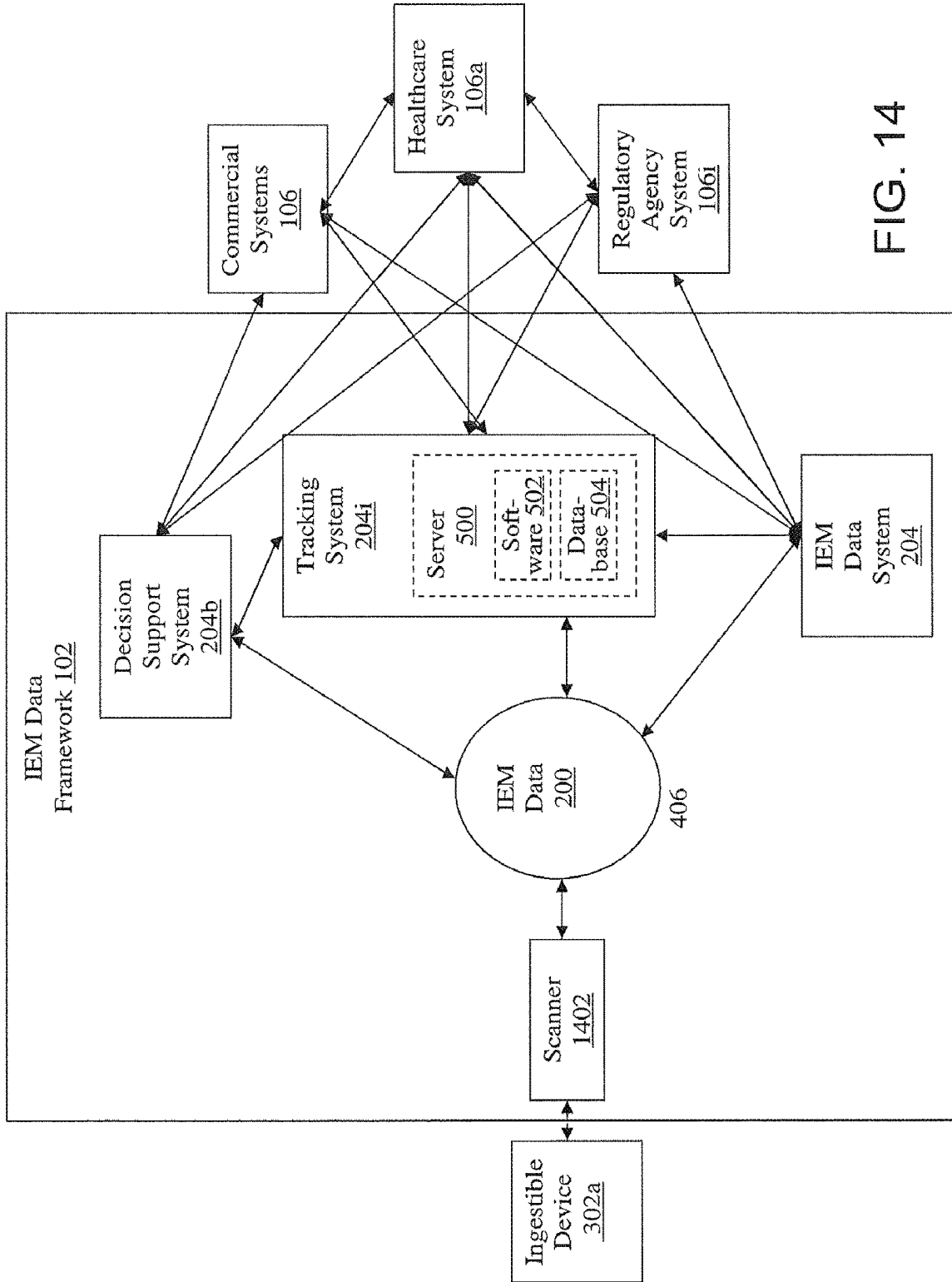


FIG. 14

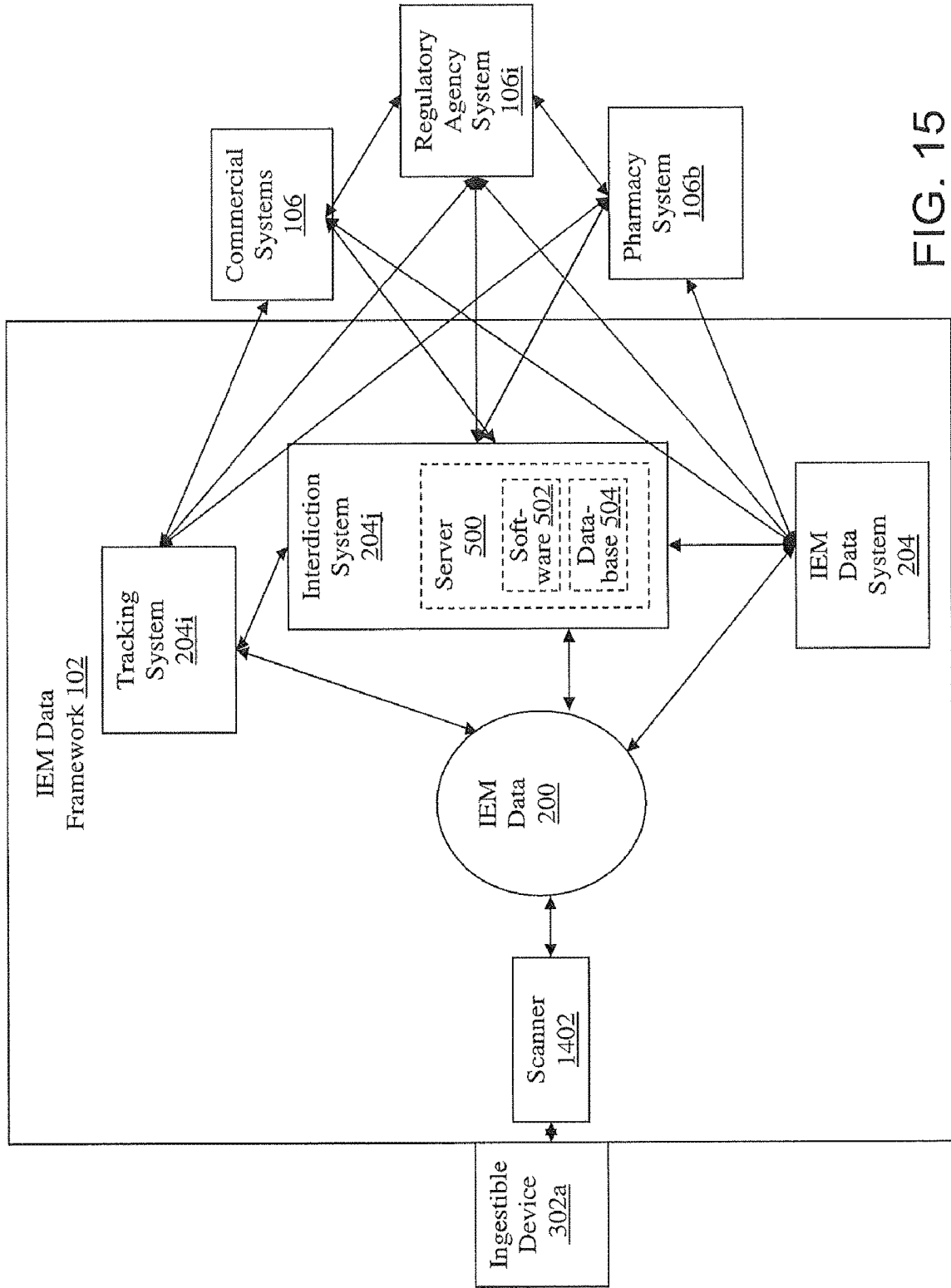


FIG. 15

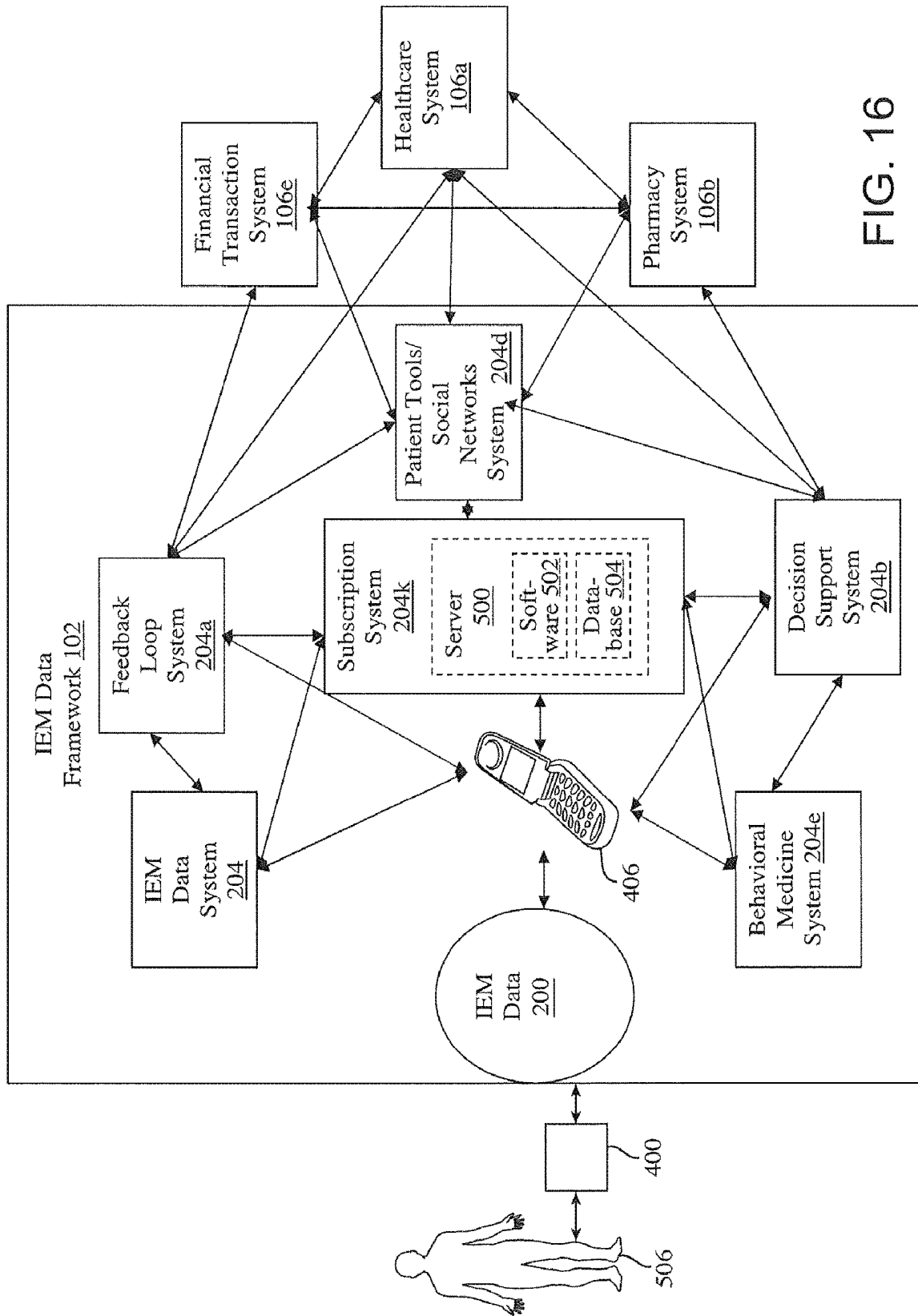


FIG. 16

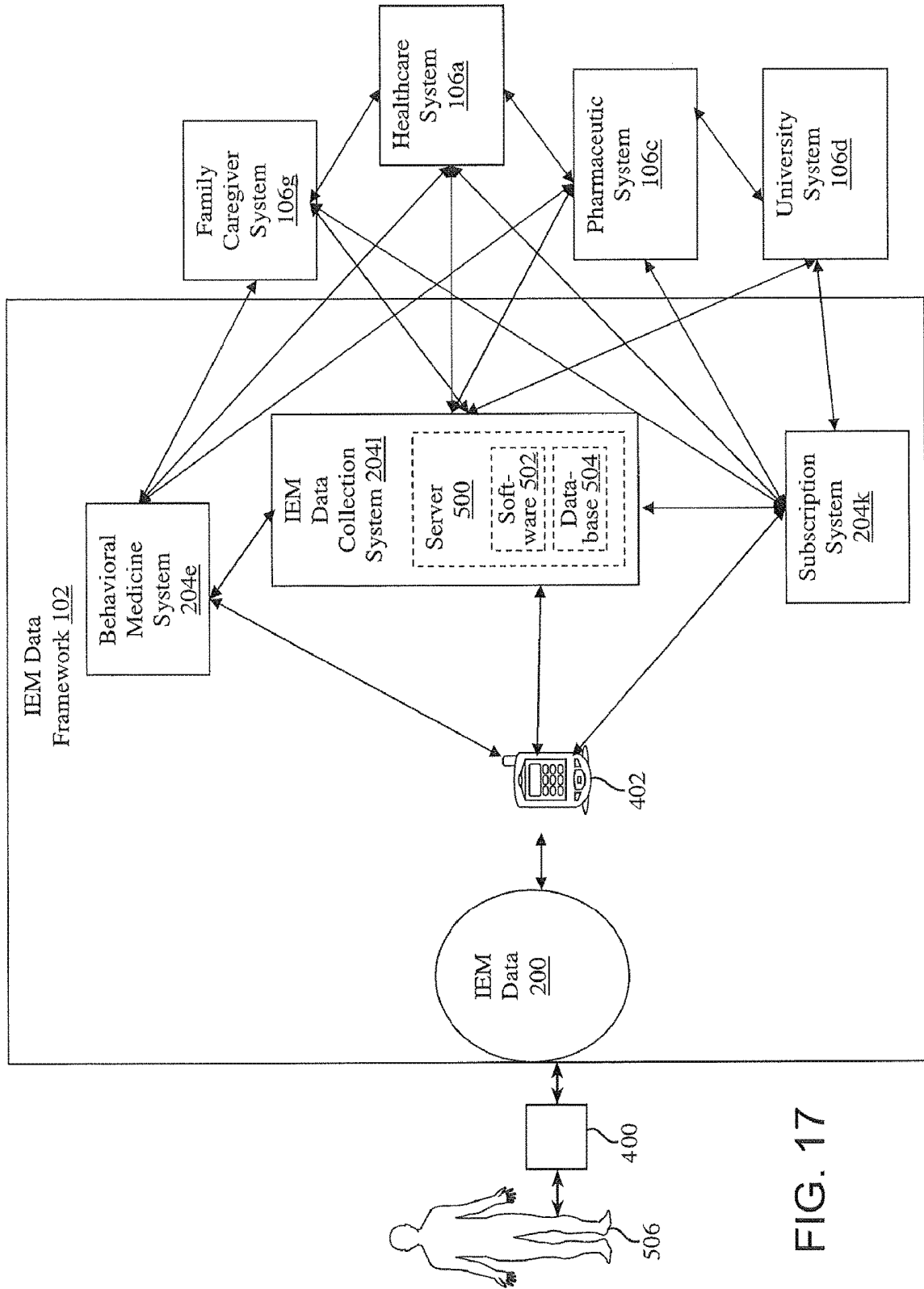


FIG. 17

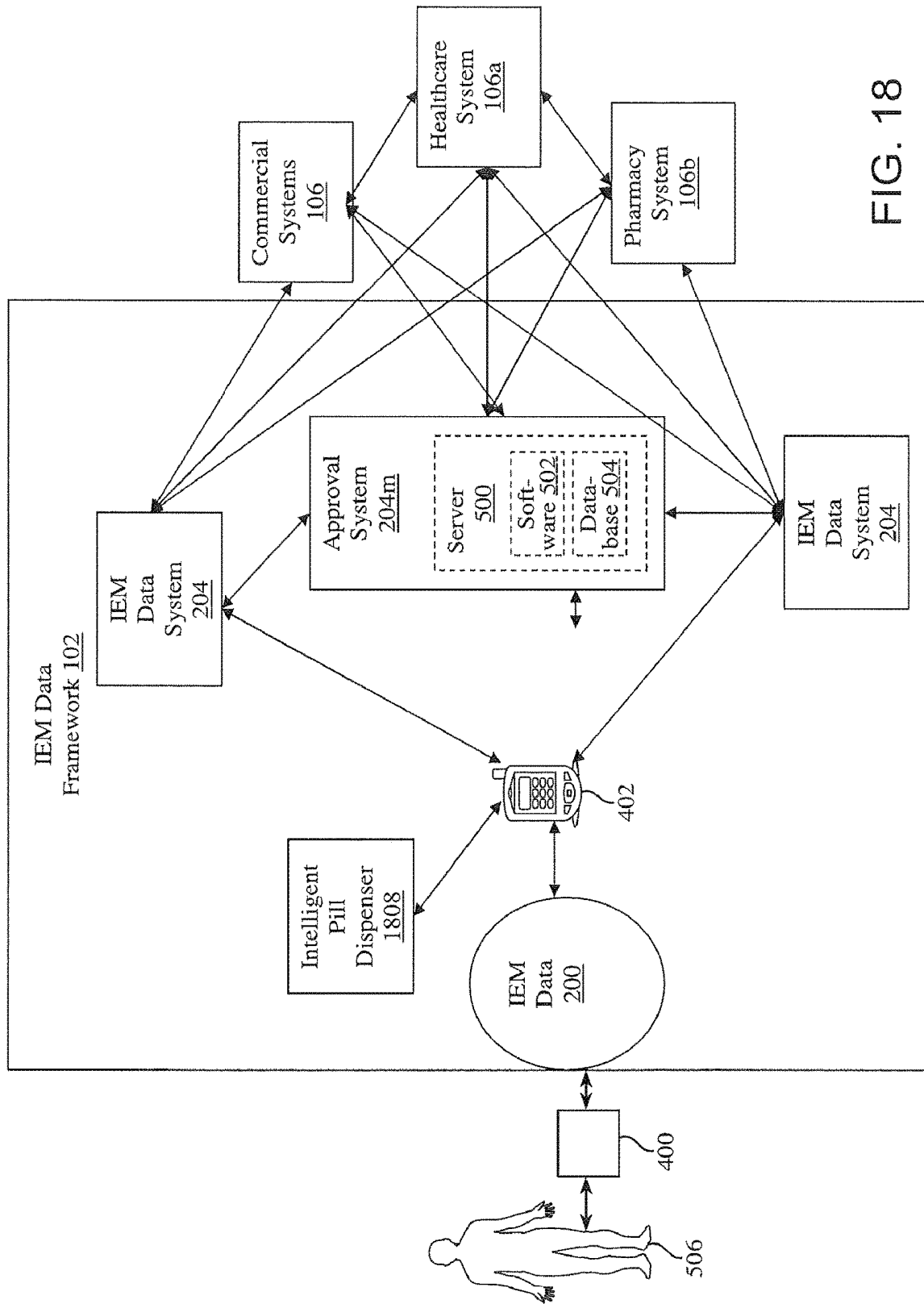


FIG. 18

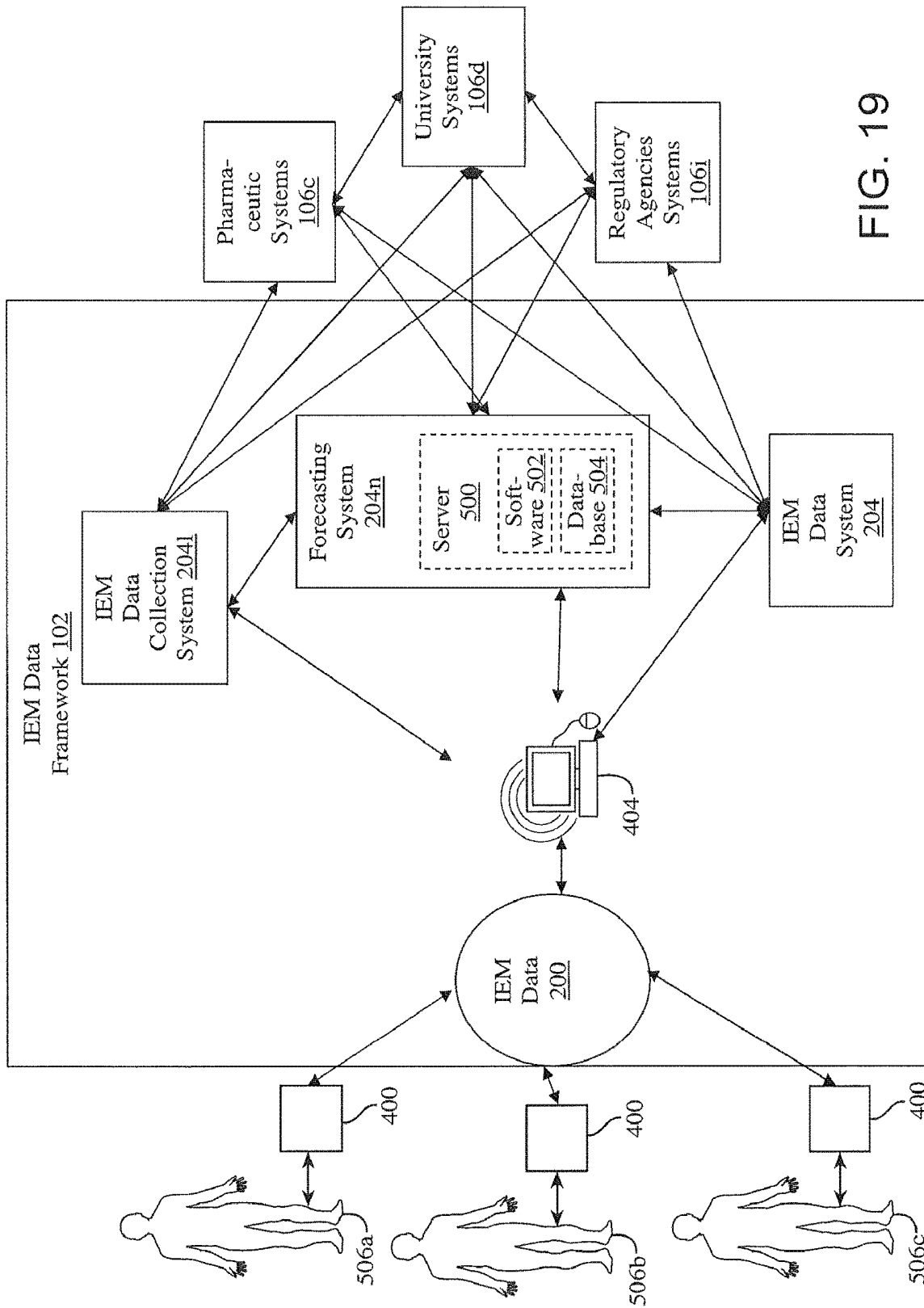


FIG. 19

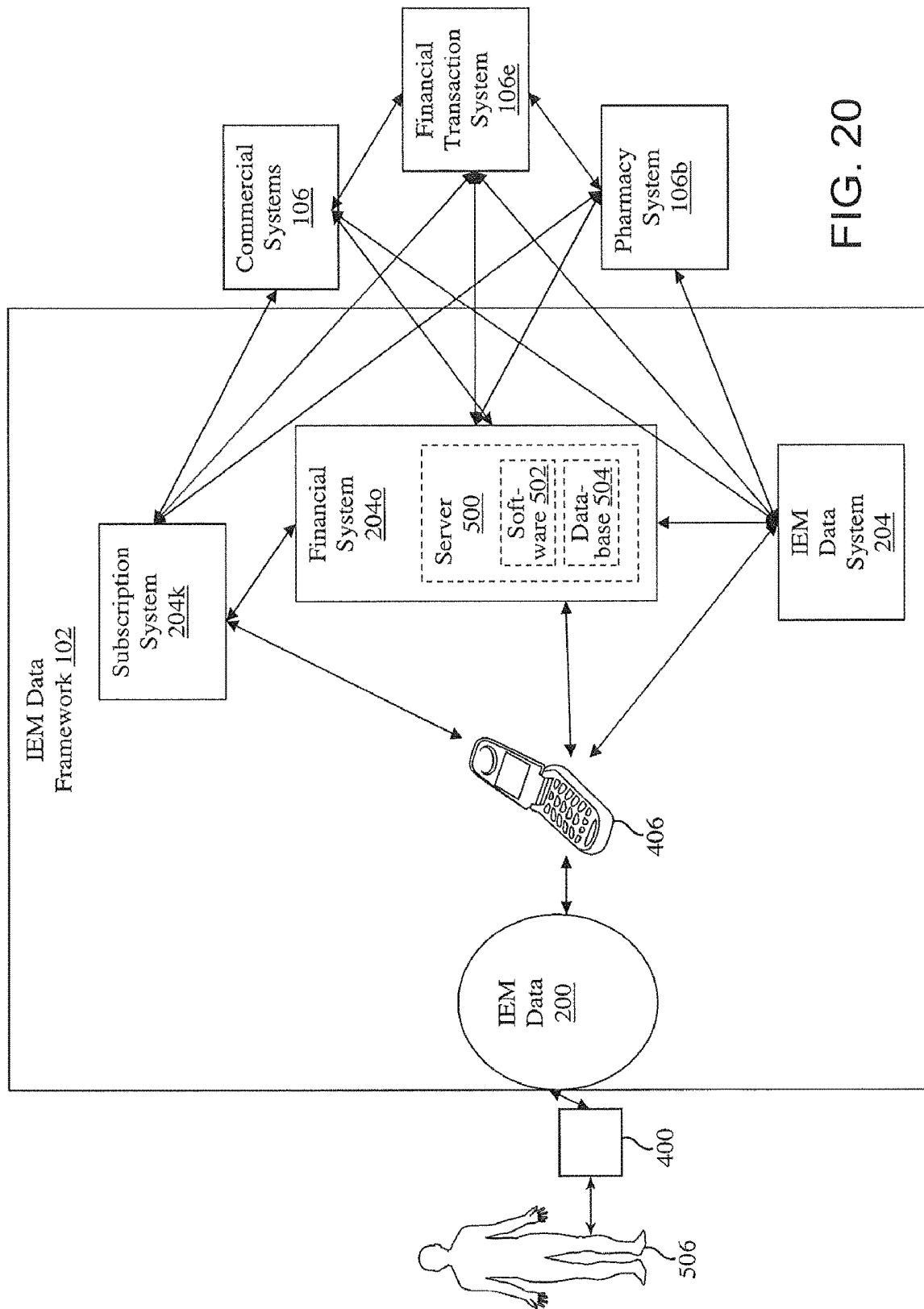


FIG. 20

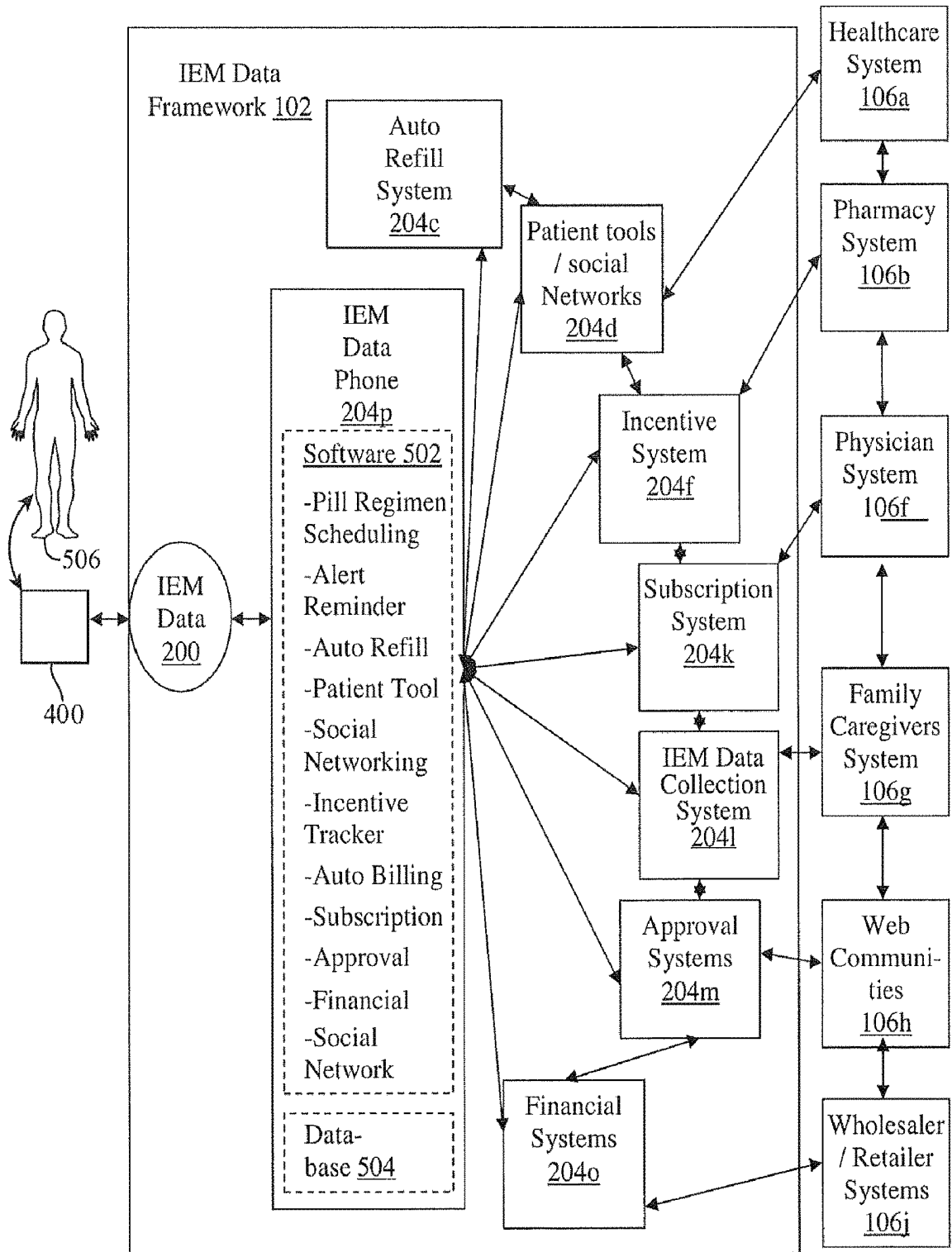


FIG. 21

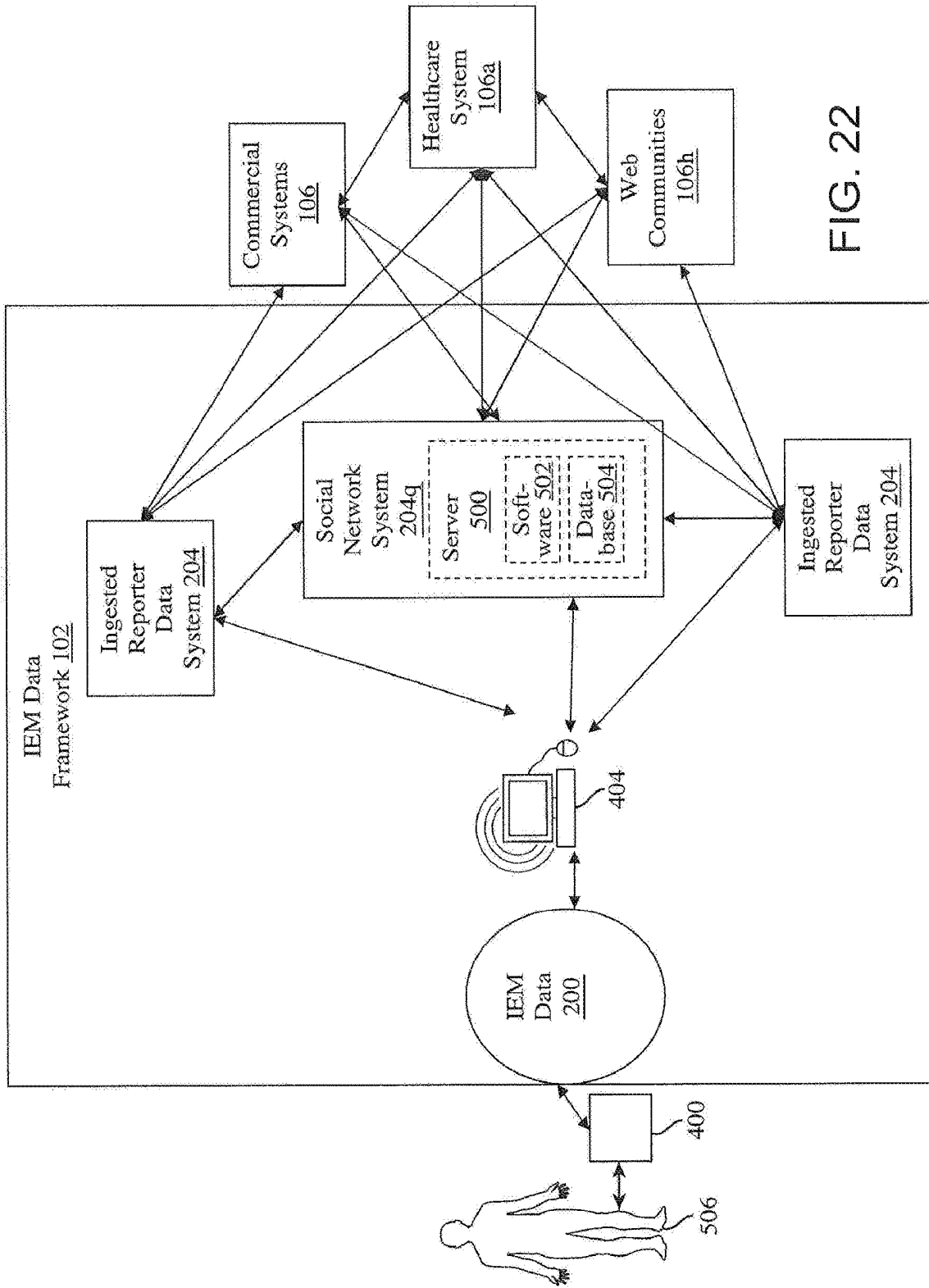


FIG. 22

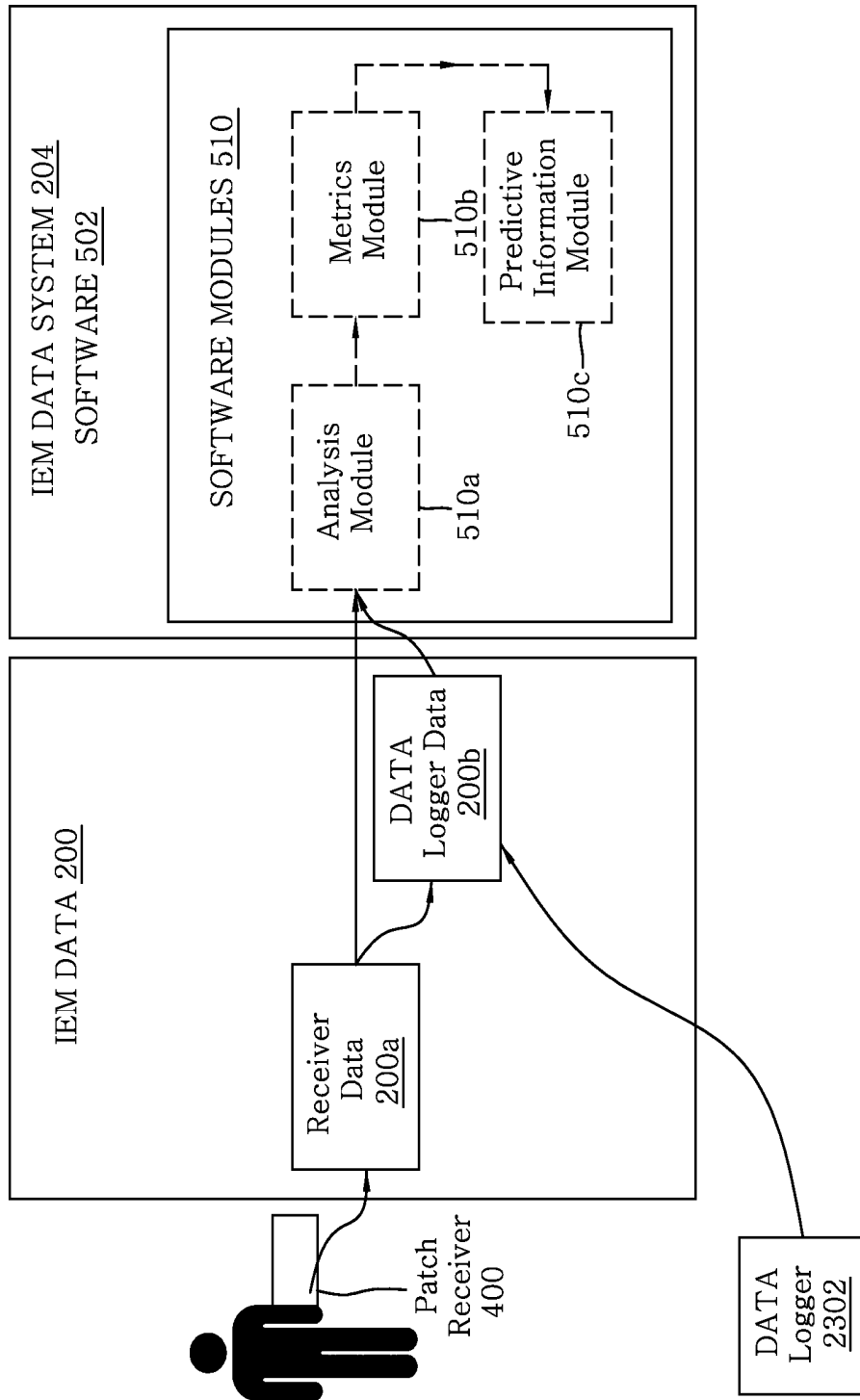


FIG. 23



FIG. 24a

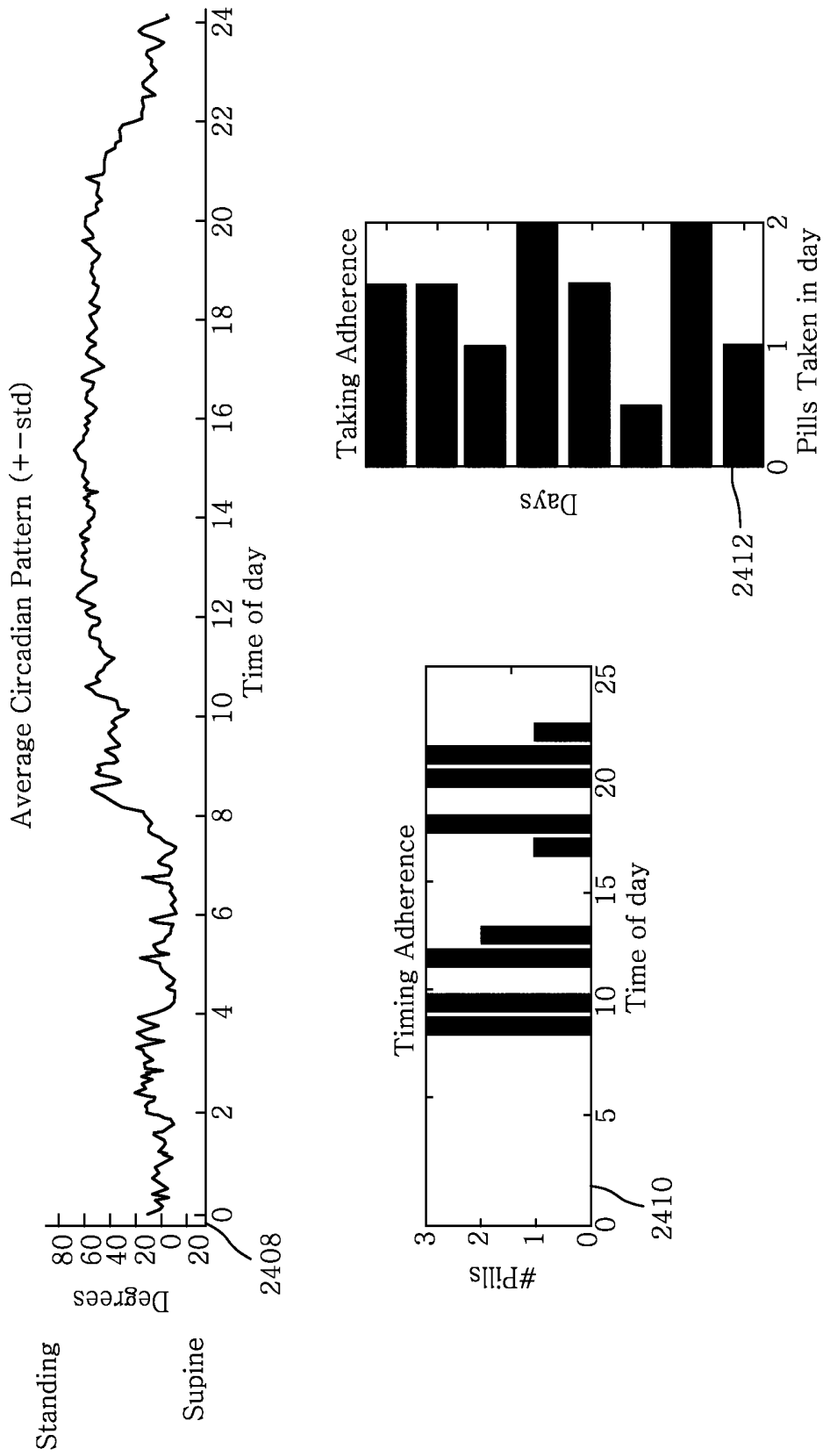


FIG. 24b

**STATE CHARACTERIZATION BASED ON  
MULTI-VARIATE DATA FUSION  
TECHNIQUES**

CROSS-REFERENCE TO RELATED  
APPLICATIONS

This application is a continuation application claiming priority under 35 U.S.C. § 120 to U.S. patent application Ser. No. 13/844,386, entitled "STATE CHARACTERIZATION BASED ON MULTI-VARIATE DATA FUSION TECHNIQUES", filed Mar. 15, 2013, which is related to U.S. patent application Ser. No. 12/522,249, entitled "INGESTIBLE EVENT MARKER DATA FRAMEWORK", filed Jul. 6, 2009, now U.S. Patent Application Publication No. 2011/0009715, which is a U.S. National Stage Entry under 35 U.S.C. § 371 of International Patent Application No. PCT/US09/49618, filed Jul. 2, 2009, which claims the benefit under 35 U.S.C. § 119(e) of U.S. Provisional Patent Application Ser. No. 61/079,082, filed Jul. 8, 2008, the entire disclosures of which are hereby incorporated by reference herein.

INTRODUCTION

The present invention relates generally to the technical fields of ingestible devices and communications. More specifically, and in various example embodiments, the present invention relates to a method, article, and system of generating, collecting, managing, distributing, and otherwise utilizing information associated with ingestible events and responses to the ingestible events

Information related to personal events is widely needed in various pursuits. A personal event is an event that is specific to an individual. Examples of personal events include onset of a physiologic parameter of interest, ingestion of a therapeutic agent, etc.

There are many instances where one may want to note a personal event. Examples of such instances include onset of one or more physiologic parameters of interest including appearance of disease symptoms, administration of medication, ingestion of certain types of foods, commencement of an exercise regimen, ingestion of certain substance, etc.

A variety of different methods and technologies have been developed to note a personal event. For example, techniques have been developed in which individuals can manually record data in a log or physically enter data via a computer device.

The accuracy of such notations may be dependent on the accuracy of data input, the accuracy of proxies used as actual data substitutions, etc. As a result, inaccuracies may occur.

In one example, an individual may suffer from one or multiple health conditions that require therapy with multiple medications. The multiple medications may be prescribed according to an intricate dosing schedule. The complexities associated with multiple health conditions, multiple medication therapies, and intricate dosing schedules may confuse the patient, resulting in inaccurate data capture.

In one example, the individual may have physical or cognitive deficits which may result in difficulties inputting and capturing data. The individual may forget to enter the data, or may enter the data incorrectly.

In one example, the individual may not wish to be inconvenienced and thus may intentionally refuse to enter the data. Conversely, the individual may unintentionally or intentionally enter/record data which is completely inaccurate. For example, the individual may receive periodic,

prescheduled reminders to take some medication. The reminders are unable to take into account actual ingestion of the medication. If the individual has already taken the medication, the reminder is both moot and likely to inconvenience the individual. If the medication has not been taken, an inconvenient or unneeded reminder or alert may prompt the user to enter data or send a message advising that the medication has been taken just to quell the alarm while not actually taking the medication. The individual may intentionally leave out portions of the data.

In one example, proxies for data and information may also be inaccurate. For example, "intelligent" medication containers may contain microchips that sense opening of the medication container. From the sensed act of opening the container, an inference may be drawn that medication associated with the medication container has been ingested. The inference may be inaccurate, however, as medication is not necessarily ingested by virtue of opening a medication container.

The above-instances may ripen into further issues if particular parties besides the individual wish to use the individual's personal event data. Examples of users and potential users (sometimes collectively referred to herein as "party" or "parties") of personal event data include family and professional caregivers; communication companies; government agencies, e.g., agencies associated with government provided healthcare coverage; private insurance providers; Food and Drug Administration (FDA); Drug Enforcement Administration (DEA); US Bureau of Alcohol, Tobacco, and Firearms (ATF); care providers; medical device manufacturers; patients; clinicians; pharmaceutical manufacturers; pharmacies; web communities; software providers; marketing and financial analysts; and insurance companies.

Competing interests may exist between an individual's privacy interests in personal event data and the acquisition and appropriation of the personal event data by third parties.

Further, various parties may have a compelling interest in receipt of accurate and comprehensive data, e.g., useful data, either in isolated form (data germane to a particular individual) or empirical form (aggregated data from various sources, various individuals, various personal events of an individual, etc.)

In many circumstances, however, accurate personal event data are not available. The party may have access to faulty data or a crude approximation of the information sought, as discussed above. Thus, the party must rely on such crude proxies to formulate a conclusion. It follows, then, that such conclusions may themselves be skewed or inaccurate. Actions taken in reliance on such conclusions may prove misguided, error-prone, and/or harmful.

To illustrate, a healthcare provider or family member may receive a message from a patient indicating that the patient has taken the medication when, in fact, the patient is merely providing the message without having actually ingested the medication. If the healthcare provider notices changes in the patient's symptoms in close temporal proximity to receipt of the flawed information suggesting medication ingestion, the healthcare provider may mistakenly conclude that the patient's symptoms are a result of the medication ingestion. Based on the mistaken conclusion, the healthcare provider may adjust the medication dosage in an attempt to alleviate the symptoms, perhaps to the patient's detriment.

Of note, the more widely propagated and aggregated the inaccurate data, the more prolific the spread of and reliance on error-associated data and conclusions drawn therefrom.

In addition, recipients of the personal event data may wish to timely receive and utilize such information via a user-friendly, reliable and sophisticated means. The recipients may wish to receive and/or utilize information in discrete areas, integrate the personal event information with other data, and use the personal event information for various purposes.

Examples of various purposes include refining and optimizing data such as patient population data; incentivizing individuals or groups based on personal event data, e.g., ingestible event marker data (“IEM data”); corroborating and advancing decisions; supporting stakeholders’ decisions; using IEM data in personalized products and services, e.g., user applications on a mobile telephone; auto refilling prescription medications; managing pharmaceutical life cycle systems and controlled substances; compiling and delivering IP news and information feeds; accessing open sources of anonymized patient population data; determining eligibility and approval for refills, insurance coverage, etc.; using patient tools; participating in social network systems; analyzing aggregated data to derive and/or generate predictive information; supporting and enabling financial transactions; identifying direct and indirect causal failure points in treatment and predict corrective action; and providing dynamic, accurate calendaring/scheduling functions.

Finally, parties may also wish to access personal event data in conjunction with existing systems, e.g., commercial systems such as automated pharmacy systems, banking and financial systems, etc.

As can be seen, methods and systems are needed to seamlessly collect, manage, and distribute personal event data to various parties and systems.

Therefore, there is a need for controlled collection, management, and delivery of accurate personal event data to multi-profile parties for various purposes.

#### BRIEF SUMMARY OF THE INVENTION

The ingestible event marker data framework provides a uniform, comprehensive framework to enable various functions and utilities related to ingestible event marker data (IEM data). The functions and utilities include data and/or information having an aspect of data derived from, collected by, aggregated by, or otherwise associated with, an ingestion event. In one example, the IEM data are generated via an ingested device. The term “ingested device” includes any device, mechanism, structure, combined structure, or object capable of ingestion by a human subject or a non-human subject.

The IEM data framework is highly scalable and integratable with various existing systems, e.g., systems having computer-related component(s). Specific examples of such systems include pharmacy systems, communication systems, financial and banking systems, school systems, medical systems, government agencies, web communities, and personal computer systems. Such existing systems are herein collectively referred to as “commercial systems”.

The IEM data framework enables multiple and various types of implementations. The implementations include various configurations of hardware, software, communication components, and/or data. For example, in one aspect, the IEM data framework is implemented with a basic complement of core components; namely, ingestible event marker data; a hub to receive the ingestible event marker

data; and at least one ingestible event marker data system to receive, directly or indirectly, the ingestible event marker data from the hub.

#### BRIEF DESCRIPTION OF THE FIGURES

FIG. 1 provides a diagrammatic representation of a communication environment including an IEM data framework, according to one embodiment.

FIG. 2 provides a diagrammatic representation of the IEM data framework of FIG. 1, according to one embodiment.

FIG. 3 illustrates IEM data and an IEM data environment associated with the IEM data framework of FIG. 2, according to one embodiment.

FIG. 4 illustrates a hub associated with the IEM data framework of FIG. 2, according to one embodiment.

FIG. 5 illustrates exemplary IEM data systems associated with the IEM data framework of FIG. 2, according to one embodiment.

FIG. 6 illustrates an exemplary IEM data framework having a feedback loop system, according to one embodiment.

FIG. 7 illustrates an exemplary IEM data framework having a decision support system, according to one embodiment.

FIG. 8 illustrates an exemplary IEM data framework having auto refill system, according to one embodiment.

FIG. 9 illustrates an exemplary IEM data framework having patient tools, according to one embodiment.

FIG. 10 illustrates an exemplary IEM data framework having a behavioral medicine system, according to one embodiment.

FIG. 11 illustrates an exemplary IEM data framework having an incentive system, according to one embodiment.

FIG. 12 illustrates an exemplary IEM data framework having a personalized commercial products/services system, according to one embodiment.

FIG. 13 illustrates an exemplary IEM data framework having an auto billing system, according to one embodiment.

FIG. 14 illustrates an exemplary IEM data framework having a tracking system, according to one embodiment.

FIG. 15 illustrates an exemplary IEM data framework having an interdiction system, according to one embodiment.

FIG. 16 illustrates an exemplary IEM data framework having a subscription system, according to one embodiment.

FIG. 17 illustrates an exemplary IEM data framework having an ingestible event marker data collection system, according to one embodiment.

FIG. 18 illustrates an exemplary IEM data framework having an approval system, according to one embodiment.

FIG. 19 illustrates an exemplary IEM data framework having a forecasting system, according to one embodiment.

FIG. 20 illustrates an exemplary IEM data framework having a financial system, according to one embodiment.

FIG. 21 illustrates an exemplary IEM data framework having an ingestible event marker data phone system, according to one embodiment.

FIG. 22 illustrates an exemplary IEM data framework having a social network system, according to one embodiment.

FIG. 23 illustrates exemplary modules of software of an exemplary IEM data system.

FIGS. 24a and 24b illustrate sample IEM data and sample metrics.

#### DETAILED DESCRIPTION

##### 1.0 Overview

##### 2.0 Ingestible Event Marker (IEM) Data Framework

###### 2.1 IEM Data

###### 2.1.1 IEM Data Environment

###### 2.1.1.1 IEM Data Source Devices

###### 2.1.1.2 Products

###### 2.1.1.3 Events

###### 2.1.1.4 Patient Specific Parameters

###### 2.1.1.5 IEM Data Algorithms

###### 2.1.1.6 Storage Repositories

###### 2.1.1.7 Other IEM Data Sources

###### 2.2 Hub

###### 2.3 IEM Data Systems

###### 2.3.1 Feedback Loops

###### 2.3.2 Decision Support Systems

###### 2.3.3 Auto Refill Systems

###### 2.3.4 Patient Tools

###### 2.3.5 Behavioral Medicine Systems

###### 2.3.6 Incentive Systems

###### 2.3.7 Personalized Commercial Products/Services

###### 2.3.8 Auto Billing Systems

###### 2.3.9 Tracking Systems

###### 2.3.10 Interdiction Systems

###### 2.3.11 Subscription Systems

###### 2.3.12 IEM Data Collection Systems

###### 2.3.13 Approval Systems

###### 2.3.14 Forecasting Systems

###### 2.3.15 Financial Systems

###### 2.3.16 IEM Data Phone

###### 2.3.17 Social Network System

##### 3.0 IEM Data Framework Method

##### 4.0 IEM Data Framework Article

##### 5.0 IEM Data Framework System

##### 6.0 IEM Data Framework Data Modeling and Prescriptive Outcomes

###### 1.0 Overview

The ingestible event marker (IEM) data framework provides an integrated, seamless solution to enable the collection, management, distribution, and utilization of IEM data. The versatile IEM data framework facilitates integration and implementation of the IEM data with existing data and utilization of the IEM data with existing systems, i.e., commercial systems. The information and communication systems include discrete systems, cross-configured systems, and hybrid systems.

Broadly, various aspects of the IEM data framework include a basic complement of core components, e.g., IEM data; a hub; and at least one IEM data system. Any one or a combination of these core components is capable of interoperation, communication, and/or integration with various components of other information/communication systems. The terms “data” and “information” are used interchangeably herein.

The IEM data include information about an ingestion event, information about a response to the ingestion event, or both. The information about an ingestion event may include, for example, information about the ingestion event of a medication or set of medications. The information about a response to the ingestion event may include, for example, physiologic parameter(s) such as a physiologic status or

physiologic change event based on the ingestion event. A physiologic status may be, for example, a heart rate, blood pressure measure, etc., ascertained in close temporal proximity to the time of ingestion of medication (and, therefore, likely to be influenced by or a result of ingestion of the medication.)

Examples of IEM data include data ingestion time(s) of medication, identification of the type(s) of medication ingested at a particular time, the dosage amounts of medication ingested at a particular time, etc.

Typically, the IEM data may be generated and/or communicated via an ingestible device such as an ingestible event marker (IEM), which generates and communicates data associated the ingestion event. The IEM may be associated, for example, with a receiver, i.e., a device capable of receiving the IEM data on ingestion and further capable of measuring additional IEM data on response to the ingestion event(s). The IEM and the receiver are discussed in detail hereinafter. In various aspects, the ingestible event data may originate from multiple ingested event markers. In various aspects, the IEM data may be communicated directly from the IEM to a device other than the receiver, e.g., an IEM business system adapted to receive the IEM data directly from the IEM via a communication channel.

In various aspects, the IEM data may be associated with other data, e.g., combined with data related to events other than an ingestion event or response(s) to an ingestion event. Some examples of other data are data associated with various medical devices and data associated with consumer and personal devices such as intelligent devices/appliances. All are discussed in greater detail hereinafter.

In various aspects, the IEM data may be associated with an IEM data environment and/or commercial systems.

In various aspects, the IEM data may be associated with a unique identifier, e.g., sample data reflective of physiologic patterns associated with a particular individual such as heart rate variability, breathing rate, and/or heart rate (ECG) patterns. For example, a portion or all of the IEM data may be compared with a unique identifier generated by or stored on the receiver.

The hub includes any hardware device, software, and/or communications component(s), as well as systems, subsystems, and combinations of the same which generally function to communicate the IEM data. Communication of the IEM data includes receiving, storing, manipulating, displaying, processing, and/or transmitting the IEM data.

In various aspects, the hub also functions to communicate, e.g., receive and transmit, non-IEM data. Non-IEM data includes non-IEM physiologic data. One example is cardiac data generated by a separate cardiac-related device such as an implanted pacemaker and communicated to the hub directly or indirectly, e.g., via the receiver.

Broad categories of hubs include, for example, base stations, personal communication devices, and mobile telephones.

For example, the hub includes a software application associated with a mobile telephone of a patient. The application and mobile telephone function to receive IEM data from a receiver, which, in turn, receives the IEM data from an ingestible device ingested by the patient. The hub stores, manipulates, and/or forwards the IEM data, alone or in combination with other data, to an IEM data system.

The IEM data systems include any hardware device, software, and/or communications component, as well as systems and subsystems of the same, which generally function to provide a service or activity related to the IEM data. The IEM data systems, for example, collect, manipulate,

calculate, transmit, receive, store, and/or communicate at least a portion of the IEM data.

Each IEM data system may be built around predefined function(s) or service(s) and may be enabled via the IEM data framework.

One or more IEM data systems may be integrated, inter-operate, intercommunicate or otherwise share or further the collection, management, distribution/dissemination, billing or other activities related to IEM data. One example of an IEM data system is a feedback loop system to refine and optimize IEM data and other data, e.g., medical database data.

Various aspects of the IEM data framework provide on-demand, accurate and efficient services with respect to provision and utilization of IEM data, while reducing redundancies, errors, and inaccuracies associated with personal event data that are sometimes found in the prior art. Various aspects of the IEM data framework further ensure generation and communication of accurate IEM data in a timely manner.

Further, the IEM data framework is applicable to any communication environment. Communication environments include any environment having therein, or associated with, data or communication of data.

Various aspects of the IEM data framework utilize the IEM data, the hub, and one or more IEM data systems to enable useful, secure, and efficient use of the IEM data among multi-profile parties in one or various communication environments.

FIG. 1 provides a diagrammatic representation of communication environment **100** including an IEM data framework **102**, according to one embodiment. The communication environment **100** may further include, for example, an IEM data environment **104** and one or more commercial systems **106**.

Communication environment **100** includes any environment having therein, or associated with, data or communication of data. Communication includes any method, act, or vehicle of communication, and/or combinations thereof. For example, communication methods include manual, wired, and wireless, etc. Wireless technologies include radio signals, such as x-rays, ultraviolet light, the visible spectrum, infrared, microwaves, and radio waves, etc. Wireless services include voice and messaging, handheld and other Internet-enabled devices, data networking, etc.

Vehicles of communication include the Internet, wired channels, wireless channels, communication devices including telephones, computers, wire, radio, optical or other electromagnetic channels, and combinations thereof, including other devices and/or components capable of/associated with communicating data. For example, the communication environments include in-body communications; various devices; various modes of communications such as wireless communications, wired communications, and combinations of the same, etc.

In-body communications include any communication of data or information via the body, i.e., communication via or associated with inter-body aspects, intra-body aspects, and a combination of the same. For example, inter-body aspects include communications associated with devices designed to attach to a body surface. Intra-body aspects include communications associated with data generated from within the body, e.g., by the body itself or by a device implanted, ingested, or otherwise locatable in, or partially in, the body.

Communications include and/or may be associated with software, hardware, circuitry, various devices, and combinations thereof.

The devices include devices associated with IEM data generation, transmission, reception, communication, etc. The devices further include various implantable, ingestible, insertable, and/or attachable devices associated with the human body or other living organisms. The devices further include multimedia devices such as telephones, stereos, audio players, PDA's, handheld devices, and multimedia players.

Wireless communication modes include any mode of communication between points that utilizes, at least in part, wireless technology including various protocols and combinations of protocols associated with wireless transmission, data, and devices. The points include, for example, wireless devices such as wireless headsets; audio and multimedia devices and equipment, such as audio players and multimedia players; telephones, including mobile telephones and cordless telephones; and computers and computer-related devices and components, such as printers.

Wired communication modes include any mode of communication between points that utilizes wired technology including various protocols and combinations of protocols associated with wired transmission, data, and devices. The points include, for example, devices such as audio and multimedia devices and equipment, such as audio players and multimedia players; telephones, including mobile telephones and cordless telephones; and computers and computer-related devices and components, such as printers.

The IEM data framework **102** enables exchange, transmission, receipt, manipulation, management, storage, and other activities and events related to IEM data. Such activities and events may be contained within the IEM data framework **102**, partially integrated with the IEM data framework **102**, or associated with externalities, e.g., activities, systems, components, and the like which are external to the IEM data framework **102**. Externalities include, for example, the IEM data environment **104** and commercial systems **106**, either or both of which may also be integral to, or partially integrated with, the IEM data framework **102**.

The IEM data environment **104** includes any source of information or data, including remote computer systems, local computer devices, etc. The information or data may comprise IEM data in whole or in part. The information or data may also be independent of the IEM data, e.g., may be capable of aggregation and/or integration with the IEM data.

The commercial systems **106** include various existing systems that utilize one or various types of data to accomplish a particular purpose. One example of a commercial system is a computerized pharmacy system utilized in a pharmacy. The computerized pharmacy system may function to automatically, e.g., electronically, receive prescriptions, verify patient and prescription information, verify insurance coverage, process the prescription order, and generate an invoice.

The IEM data framework **102**, the IEM data environment **104**, and the commercial systems **106** are discussed in greater detail hereinafter.

## 2.0 IEM Data Framework

FIG. 2 provides a diagrammatic representation of the IEM data framework **102** of FIG. 1, according to one embodiment. The IEM data framework **102** includes IEM data **200**, hub **202**, and one or more IEM data systems **204**.

The IEM data **200** include data associated with an ingestion event, i.e., an act of ingestion. Additionally, the IEM data **200** may include, be included in, or be combined with data from other systems or sources, e.g., medical devices, local or remote computer devices and systems, etc. An

example of the IEM data **200** is data having an identification of the type of an ingested medication and the time at which the medication was ingested.

The hub **202** includes any hardware, software, and/or communications component(s) in any combination/configuration, which generally function to communicate the IEM data **200**. One example includes communicating the IEM data **200** to the IEM data systems **204**. For example, the hub **202** receives the IEM data **200** from an ingested device and forwards the IEM data **200**, alone or in combination with other data from other sources, to an IEM data system **204**.

The IEM data systems **204** provide discrete services and/or activities related to the IEM data **200**. The discrete services and/or activities include, for example, propagation of information, data, etc., to a particular user, or group of users, via various system component configurations, etc.

In one example, an auto refill system receives IEM data **200** from the hub **202**. The IEM data **200** include an indication that the last remaining pill of a prescription has been ingested. The auto refill system uses this information to contact a local or remote data resource having refill information, verify the refill information, and automatically transmit a request to a pharmacy system (commercial system) for refill of the prescription.

#### 2.1 IEM Data

The ingestible event marker (IEM) data **200** are associated with at least one of an ingestion event and a response to the ingestion event. The ingestion event may be associated with, for example, data related to and/or gathered during transit through the alimentary system, e.g., oral cavity, pharynx, esophagus, stomach, small intestine, large intestine, anus, etc. Examples of IEM data include an ingestion time, identification of ingested substance, expiration date of an associated medication, dosage of an ingested substance, etc. The information about an ingestion event may include, for example, information about the ingestion event of a medication or set of medications. The information about a response to the ingestion event may include, for example, physiologic parameter(s) such as a physiologic status or physiologic change event based on the ingestion event. A physiologic status may be, for example, a heart rate, blood pressure measure, etc., ascertained in close temporal proximity to the time of ingestion.

In various aspects, the IEM data **200** typically may be generated via one or more ingestible event markers (IEMs), discussed hereinafter in detail. The generation of IEM data via multiple IEMs ensures comprehensive data reporting, e.g., data generated from multiple ingestion events of multiple IEMs over a time interval, data generated from multiple IEMs ingested at approximately the same time, etc. In this manner, comprehensive IEM data may be provided.

In various aspects, the IEM data may be communicated to, i.e., received by, a receiver. The receiver may be embodied in various ways, including an implantable device, a semi-implantable device such as a subcutaneous device, and an externally-applied device such as a personal signal receiver. One example of a personal signal receiver is a "patch" receiver which may be removably affixed to the individual's person, apparel, etc.

In various aspects, the IEM data **200** can be associated with other data, e.g., a personal event not associated with an ingestion event or a response to an ingestion event. A personal event includes any parameter or circumstance associated with a person, e.g., any event associated with ingestion, inhalation, injection, implantation, insertion, and/or imbibing of a device, substance, liquid, etc. A personal

event further includes any event associated with personal data, e.g., a physiologic parameter such weight.

In various aspects, the IEM data may be associated with a unique identifier, e.g., heart rate variability, breathing rate, and/or heart rate (ECG) patterns associated with a particular individual. The unique identifier may be variously embodied. One example is a personal identifier assigned to an individual, e.g., an alphanumeric code, etc. Another example is a unique identifier reflective of an individual trait, such as a physiologic pattern.

To illustrate, a patient may ingest an IEM (discussed hereinafter) integrated with medication. The IEM may communicate IEM data to a receiver such as a patch receiver (discussed hereinafter). The data may include, for example, a unique identifier which may be compared to data associated with the receiver for validation purposes.

In one scenario, the IEMs associated with medication prescribed for a particular patient may each be encoded and deployed with corresponding unique identifiers. The unique identifier may be, for example, a predetermined physiologic data sample associated the particular patient. Various physiologic data samples include a data sample reflective of the particular patient's heart rate variability, a data sample reflective of the particular patient's breathing rate, a data sample reflective of the particular patients heart rate (ECG) patterns, etc.

When the receiver is affixed or otherwise associated with an individual, programming logic associated with the receiver may receive actual data samples of the individual, e.g., from data sources such as heart devices, etc. The receiver may communicate the actual data samples received from the data sources and the unique identifier(s) received from the IEM(s) to a computer-related device, e.g., a server, which may compare the actual data samples of the individual with the unique identifier to verify that the medication was actually ingested by the particular patient for whom it was prescribed. In various aspects, predetermined actions based on the verification outcome may be taken, e.g., alerts may be sent to a device associated with the prescribing physician, etc.

#### 2.1.1 IEM Data Environment

In various embodiments, IEM data **200** are generated, received, gathered, etc., from one or a variety of sources and comprise various structures, content, types, etc. The IEM data environment includes at least one of an IEM data source device, products, events, patient specific parameters, IEM data algorithms, and storage repositories. The sources include, for example, various devices, storage repositories, and systems capable of generating, identifying, gathering or otherwise producing data related to ingestion, the ingestion environment, e.g., the alimentary system of a human subject or non-human subject and/or other personal events. The types include, for example, raw data, processed data, aggregated data, combined data, data from various sources, etc. The processed data include, for example, data processed according to a variety of methods, e.g., algorithms such as IEM data algorithms discussed below.

FIG. 3 illustrates IEM data environment **104** associated with the IEM data framework **102** of FIG. 2, according to one embodiment. The IEM data environment **104** includes, for example, IEM data source devices **300**, products **302**, events **304**, patient specific parameters **306**, IEM data algorithms **308**, storage repositories **310**, and other sources **312**, such as a multisensor lead **312a**.

##### 2.1.1.1 IEM Data Source Devices

The ingestible event marker (IEM) data source devices **300** include, for example, devices capable of gathering,

collecting, generating, receiving, storing and/or transmitting, etc., IEM data. One example of such a device is a microchip capable of or otherwise enabling or facilitating the collection, generation, receipt, transmission, etc., of data. Such a microchip may be integrated or associated with the IEM data source devices **300**. The IEM data source devices **300** may be embodied, for example, as ingestible devices **300a**, receivers **300b**, and/or health devices **300c**.

In various aspects, IEM data may be related to various devices. For example, a device may be an ingestible device, an inhalable device, an injectable device, an implantable device, an insertable device, and an imbibable device. The foregoing may be embodied, for example, as a microchip alone or in combination with other structural components, each capable of at least one of ingestion, inhalation, injection, implantation, insertion, and imbibement by a human body or a non-human body.

The ingestible device may comprise, for example, a microchip. The microchip may be independently deployed. The microchip may also be attached to, embedded in, or otherwise integrated with a medication, e.g., a pill (refer to IEM system, *infra*).

The inhalable device may comprise, for example, a microchip. The microchip may be independently deployed. The microchip may also be attached to, embedded in, or otherwise integrated with a device. The inhalable device is capable of ascertaining parameter(s) associated with inhalation, e.g., measuring or tallying doses of an inhalant. The inhalable device may also comprise, for example, an inhalable microchip used to ascertain parameter(s), e.g., inhalation time, identify an inhaled substance, etc.

The injectable device may comprise, for example, a microchip. The microchip may be independently deployed. The microchip may also be attached to, embedded in, or otherwise integrated with a device. The injectable device is capable of ascertaining parameter(s) associated with injection, e.g., time of injection, identification of an injected substance, etc. In various aspects, the injectable device is capable of injection into a human body or a non-human body, e.g., injection into the circulatory system of a human body.

The implantable device may comprise, for example, a microchip. The microchip may be independently deployed. The microchip may also be attached to, embedded in, or otherwise integrated with a device. The implantable device is capable of ascertaining parameter(s) associated with implantation, e.g., time of implantation, physiologic parameters such as heart rate, EKG data, activity management data, temperature, galvanic skin response data, respiratory data, fluid status data, heart rate variability, etc.

In one aspect, the implantable device is embodied as an implantable receiver, *supra*, for receiving various data. The implantable receiver may also process, store, transmit, etc. the data. Various other implantable devices include, for example, heart monitors and the like having a microchip to ascertain parameter(s), e.g., heart rate, heart pressure, etc.

The insertable device may comprise, for example, a microchip. The microchip may be independently deployed. The microchip may also be attached to, embedded in, or otherwise integrated with a device. The insertable device is capable of ascertaining parameter(s) associated with insertion, e.g., time of insertion, physiologic parameters such as environmental content/fluid identification, etc. In one aspect, the insertable device is embodied as a microchip mechanically associated with a suppository for rectal insertion, vaginal insertion, etc.

The imbibable device may comprise, for example, a microchip. The microchip may be independently deployed. The microchip may also be attached to, embedded in, or otherwise integrated with a substance, e.g., a potable solution or fluid such as a beverage, etc. The imbibable device is capable of ascertaining parameter(s) associated with imbibing, e.g., time of drinking, physiologic parameters such as environmental content/fluid identification, etc. In one aspect, the imbibable device is embodied as a microchip and imbibed together with a beverage. The beverage may aid in swallowing, may be used as a medication, etc.

Further, the IEM data may be associated with administration of a therapeutic agent, etc. For example, administration includes, but is not limited to, parenteral administration, i.e., administration in a manner other than through the alimentary system, such as by intravenous or intramuscular injection or inhalation.

In some aspects, the devices are capable of ingestion, i.e., entry into the alimentary system of a human body or a non-human; inhalation (either the device or a substance associated with the device, e.g., a nasal inhalant). In various aspects the devices are capable of injection, insertion, implantation and/or imbibing, etc., into/by a human body or a non-human body.

The ingestible devices **300a** gather/collect/generate IEM data via various methods, e.g., ingestion timing, contact with alimentary system substances, sampling, etc. Further, various ingestible event marker data source devices **300** communicate the IEM data via various methods, e.g., wireless methods, conductive methods via body tissue, etc. The following are examples of the ingestible devices **300a**.

A pharma-informatics system described in PCT/US2006/016370, filed Apr. 28, 2006, includes compositions, systems and methods that allow for the detection of the actual physical delivery of a pharmaceutical agent to a body are provided. Embodiments of the compositions include an identifier and an active agent.

An IEM system described in PCT/US2008/52845, filed Feb. 1, 2008, includes an ingestible event marker (IEM) and a personal signal receiver. Aspects of the IEM include an identifier, which may or may not be present in a physiologically acceptable carrier. The identifier is characterized by being activated upon contact with a target internal physiological site of a body, such as digestive tract internal target site. The personal signal receiver is configured to be associated with a physiological location, e.g., inside of or on the body, and to receive a signal of the IEM. During use, the IEM broadcasts a signal which is received by the personal signal receiver.

The IEM data associated with the IEM system include personal data, e.g., physiologic data generated by the IEM. Examples are derived metrics, e.g., processed physical data to derive various metrics such as time of ingestion data; combined metrics, e.g., derived metrics combined with other derived metric data such as time of ingestion data combined with data identifying the ingested substance; and IEM data, e.g., derived metrics and/or combined metrics aggregated with various physiologic data such as time of ingestion data combined with data identifying the ingested substance and physiologic data such as ECG data, temperature, etc.

A controlled activation ingestible identifier described in PCT/US07/82563, filed Oct. 17, 2007, includes ingestible compositions such as pharma-informatics enabled compositions. The controlled activation ingestible identifiers include a controlled activation element that provides for activation of the identifier in response to the presence of a predetermined stimulus at a target site of interest.

A life cycle pharma informatics system described in U.S. patent application Ser. No. 61/034,085, filed Mar. 5, 2008 includes RFID and conductive communications technology combined with medication and/or medication packaging such that the medication can be tracked for the duration of its existence. The system further allows in-body data transmissions while addressing the potential privacy and signal degradation concerns associated with RFID technology.

The IEM data receivers **300b** include devices capable of receipt of IEM data **200**. Receipt may be, for example, via wireless or wired channels, etc. The IEM data receiver **300b** may also transmit or otherwise forward data. In various aspects, the IEM data receiver **300b** may perform, facilitate, or enable various other functionalities related to the IEM data **200** and/or other data. In various aspects, the IEM data receiver **300b** may be attachable, implantable, semi-implantable or otherwise associated with a human body or a non-human body.

The IEM data receiver **300b** include personal signal receivers such as patch receivers, e.g., removably attachable externally to a human body or a non-human body; subcutaneous devices; implantable devices; external devices, i.e., devices which are not designed for attachment or other permanent or semi-permanent contact with the body, e.g., a mobile telephone. The following are examples of the IEM data receiver **300b**.

The IEM system, PCT/US2008/52845, supra, includes an ingestible event marker (IEM) and/or a personal signal receiver.

An active signal processing personal health signal receiver described in PCT/US07/24225, filed Nov. 19, 2007, includes a receiver associated with a body, e.g., located inside or within close proximity to a body, configured to receive and decode a signal from an in vivo transmitter which is located inside the body.

The health devices **300c** include multiple devices (and methods associated with the devices) associated with the IEM data **200**. The health devices **300c**, for example, may gather, collect, aggregate, store, transmit, receive, or otherwise communicate data, including the IEM data **200**.

Communication may be, for example, via wireless or wired channels, etc. The IEM data receiver may also transmit or otherwise forward data. In various aspects, the IEM data receiver **300b** may perform, facilitate, or enable various other functions related to the IEM data and/or other data. Examples include functions to store data, process data, etc.

In various aspects, the health device **300c** may be attachable, implantable, semi-implantable or otherwise associated with a human body or a non-human body. For example, "intelligent" devices such as intelligent scales, intelligent blood pressure cuffs, intelligent refrigerators, etc., may be integrated in various configurations. As used herein, the term "intelligent devices" refers to one or more devices capable of generating and/or communicating data, e.g., wirelessly transmitted data, via a communication channel to a destination.

#### 2.1.1.2 Products

The IEM data **200** also includes IEM data related to products **302**. The products **302** include, for example, an ingestible device/pharmaceutical product **302a**. One example of an ingestible device/pharmaceutical product **302a** is an IEM mechanically associated with medication. The IEM may be mechanically associated with the medication in various ways, including externally affixed to the medication, partially integrated with the medication, and wholly integrated with the medication.

The IEM may be affixed via various means, e.g., with various adhesive or formulated substances. The IEM may be associated with the medication at various phases, e.g., during a medication manufacturing process, at various points in time after a medication manufacturing process, etc.

#### 2.1.1.3 Events

IEM data **200** further includes data related to events **304**, e.g., personal events, event parameters, etc. Further examples include time of ingestion of a medication, dosage and identity of medication taken at time of ingestion, etc. Events may include physiologic events, e.g., respiration rate; environmental events, e.g., time of day; usage events, e.g., ingestion of a medication, use of a cardiac resuscitation device, etc.

#### 2.1.1.4 Patient Specific Parameters

IEM data **200** still further includes data related to patient specific parameters **306**, e.g., individualized patient data **306a** pertaining to an individual patient and multiple patient data **306b** pertaining to multiple patients. Examples of patient specific parameters include physiologic data, etc. Multiple patient data include aggregated patient data, patient population data, e.g., combined patient data which includes various predetermined aspects of data regarding at least one patient and excludes data tending to identify a particular patient or an aspect in which the patient has a privacy interest, e.g., name, age, diagnosis and/or other data which the patient wishes to retain as confidential and/or undisclosed to the public.

#### 2.1.1.5 IEM Data Algorithms

IEM data **200** also includes data related to IEM data algorithms **308**, e.g., raw data, processed data, or a combination of the same, which undergo processing. In one example, the IEM data **200** have one or more algorithms applied thereto, with processed data as an output. The data, for example, includes individualized patient data **306a** and multiple patient data **306b**, e.g., patient population data.

The IEM data algorithms may be related to aspects such as data processing associated with the IEM data **200** generated by one or more ingestible devices, e.g., an IEM system.

With respect to IEM data processing associated with an ingestible device, aspects include, for example, transmission of the IEM data **200**, IEM data processing associated with a receiver, and IEM data post-processing aspects.

Transmission aspects of IEM data and algorithms may include, for example, modulation schemes, coding, and error code aspects.

The transmission aspects include, for example, analog, digital, spread spectrum, combinatorial, and contention avoidance.

The analog transmission aspects include, for example, amplitude modulation, single sideband modulation, frequency modulation, phase modulation, quadrature amplitude modulation, and space modulation methods, etc.

The digital transmission aspects include on/off keying, frequency-shift keying, amplitude-shift keying, phase-shift keying, e.g., binary phase-shift keying, quadrature phase-shift keying, higher order and differential encoded, quadrature amplitude modulation, minimum shift keying, continuous phase modulation, pulse-position modulation, trellis coded modulation, and orthogonal frequency-division multiplexing.

The spread spectrum transmission aspects include, for example, frequency hopping spread-spectrum and direct-sequence spread spectrum.

The combinatorial transmission aspects include, for example, binary phase shift-keying with carrier frequency modulation.

The contention avoidance transmission aspects include, for example, duty-cycle modulation and carrier frequency modulation.

The coding aspects include, for example, wake-up schemes, preamble schemes, data packet schemes, and error code schemes.

The wake-up schemes include, for example, multi-tone schemes and chirp schemes.

The preamble schemes include, for example, unique identifier for packet start schemes.

The data packet schemes include, for example, data related to pill type, pill expiration, manufacturer, lot number, amount, prescribing physician, pharmacy, etc.

The error code schemes include, for example, repetition schemes, parity schemes, checksums, cyclic redundancy checks, hamming distance schemes, and forward error correction schemes, e.g., Reed-Solomon codes, binary Golay codes, convolutional codes, turbo codes, etc.

With respect to IEM data processing and the receiver, considerations may be given to, for example, position, energy conservation schemes, carrier identification, decoding and error correcting.

The position of the receiver includes, for example, the stomach, the side and the xiphoid.

The energy conservation schemes include schemes for a periodic wake-up, e.g., to sense IEM wake-up such that energy, e.g., battery resources, is conserved during non-awake periods.

The carrier identification aspects include, for example, Fourier transform analysis, e.g., fast Fourier transform and discrete Fourier transform, phase locked loop, filter bank, match filter, and combinatorial such as use of previous knowledge about frequency to tune-in.

The decoding aspects and error correcting aspects include, for example, the above-iterated aspects.

With respect to IEM data post-processing, aspects include, for example, pill detection, e.g., multiplicity of identification and count in time aspects, adherence metrics, etc.

With respect to IEM data processing associated with physiologic parameter metrics, aspects include, for example, electrocardiogram (EKG or ECG), impedance, acceleration, optical, pressure, temperature, sound, biochemical/biological, weight, position, derived electromyography (EMG), and electroencephalography (EEG).

IEM data processing related to EKGs includes, for example, compression data, e.g., wavelet and ICA/PCA, R-wave detection such as Hamilton-Tompkins, etc., heart-rate variability, e.g., SDNN, standard deviation in a 24 hour period, standard deviation of consecutive five minute periods, foot print heart rate versus standard heart rate, distribution-based histogram, etc., arrhythmia, and respiration, e.g., principal axis modulation.

IEM data processing related to impedance includes, for example, respiration, fluid status, Galvanic skin response, blood flow, etc.

IEM data processing related to acceleration, includes, for example, direct acceleration, which includes total activity and derived acceleration, which further includes activity type.

IEM data processing related to optical includes, for example, hematocrit, O<sub>2</sub> saturation, pulse oximetry, etc.

IEM data processing related to temperature includes, for example, body temperature, heat flux, etc.

IEM data processing related to sound includes, for example, heart sounds, valvular events, etc.

IEM data processing related to biochemical/biological includes, for example, lactose, glucose, antibody, biomarker, bacterial, osmolarity, etc.

IEM data processing related to derived data include, for example, sleep, total energy, etc.

#### 2.1.1.6 Storage Repositories

Ingestible event marker data also includes data related to storage repositories **310**, i.e., databases and/or other storage implementations that temporarily and/or permanently retain, store, etc., data related to IEM data, including data to be combined or aggregated with ingestible event marker data.

Storage may be in any form or format, as is known or will be known in the future. In various aspects, the storage repositories **310** may be independently embodied and/or may be partially or wholly integrated with computer-related system(s). The storage repositories **310**, for example, may interoperate or otherwise be associated with various computer systems, software, hardware, communication components, etc. For example, the storage repositories **310**, may be part of a medical office computer system and may contain IEM data **200** related to a particular's patient's medication regimen. At various times, e.g., scheduled or ad hoc, various IEM data **200** embodied as medical data may be communicated to/from the storage repositories **310** and/or from/to various points/components.

In another illustration, methods, systems and compositions that allow for treating a patient according to a patient customized therapeutic regimen are described in PCT/US2007/1068, filed May 2, 2007, which include obtaining dosage administration information from a patient and using the same to tailor a therapeutic regimen for the patient, as well as preparing and forwarding to the patient physical pharmaceutical dosages based on the customized therapeutic regimen. The dosage administration information from the patient may be stored, for example, on the database **306**. The IEM data **200** containing information about the ingestion time of a particular medication can be combined with the dosage administration information to customize the therapeutic regimen.

#### 2.1.1.7 Other IEM Data Sources

In various aspects, various other IEM data sources **312**, such as a multisensor lead **312a**, are/can be included. Further, it is noted that data and/or IEM data **200** from multiple sources can be aggregated, integrated, refined, etc. via a variety of methods. To illustrate, IEM data **200** such as ingestion data related to ingestion of a medication are generated from an IEM data source device **300** such as the IEM system. The ingestion data are wirelessly transmitted to an IEM receiver.

Concurrently or in an alternative time period, physiologic data such as cardiac parameters are generated by a health device **300c** such as the system for monitoring and treating hemodynamic parameters, supra, is generated and wirelessly transmitted to the IEM data receiver **300b**. The IEM data **200** and the cardiac physiologic data are aggregated for onward communication to an IEM data system such as an auto refill system.

To illustrate, cardiac data is derived via various methods and systems. One example is continuous field tomography, e.g., electrical tomography (ET). One continuous field tomography method is described in the U.S. patent application Ser. No. 60/797,403, filed May 2, 2006. The cardiac data includes cardiac-related parameters, as well as clinical data for clinical applications. Using ET, various cardiac parameters are measured, such as stroke volume, ejection

fraction,  $dp/dt(\max)$ , strain rate( $\max$ ), peak systolic mitral annular velocity, end systolic volume, end diastolic volume, and QRS length, etc. The cardiac measurements may be used to derive or infer various performance and wellness diagnostics/inferences. For example, an ejection fraction parameter may be used as a basis to predict ventricular synchrony performance.

The metrics generated from the continuous field tomography include, for example, velocity, acceleration, and displacement.

The clinical data derived from the metrics include, for example, left ventricle stiffness as well as ET proxies for other physiologic parameters such as ejection fraction (EF) and  $dp/dt$ .

In various aspects, the clinical data may be combined with the IEM data to provide additional information. The information may be useful, for example, in various diagnostic and analytical pursuits. Comprehensive patient-related data displays having clinical data and IEM data are described in the U.S. patent application Ser. No. 61/076,577, filed Jun. 27, 2008, wherein various ET physiologic parameters and derivations such as EF and ventricle stiffness are displayed together with IEM data such as medication ingestion time. From such a display, the efficacy of the medication therapy may be gauged.

## 2.2 Hub

The hub **202** includes any hardware device, software, and/or communications component(s), as well as systems, subsystems, and combinations of the same which generally function to communicate the IEM data **200**, including receiving, storing, manipulating, displaying, processing, and/or transmitting the IEM data **200**.

In various aspects, the hub **202** receives, generates, communicates, and/or transmits, the IEM data **200**, alone or in combination with other data, i.e., non-IEM data from various sources. Non-IEM data includes non-IEM physiologic data. Examples of non-IEM data include heart rate, heart rate variability, respiration, physical activity level, wake patterns, temperature, etc.

Communication of the IEM data **200** to and from the hub **202** includes any transmission means or carriers, and combinations thereof, including wireless, wired, RF, conductive, etc. as is known in the art or as may become available in the future.

FIG. 4 illustrates the hub **202** associated with the IEM data framework **102** of FIG. 2, according to one embodiment. The hub **202** comprises various categories of devices, e.g., personal communication devices, base stations, and mobile telephones.

Personal communication devices include, for example, devices having communication and computer functionality and typically intended for individual use, e.g., mobile computers, sometimes referred to as “handheld devices”.

Base stations comprise any device or appliance capable of receiving data such as IEM data. Examples include computers, such as desktop computers and laptop computers, and intelligent devices/appliances.

Intelligent devices/appliances include consumer and home devices and appliances that are capable of receipt of data such as IEM data. Intelligent devices/appliances may also perform other data-related functions, e.g., transmit, display, store, and/or process data. Examples of intelligent devices/appliances include devices and appliances having refrigerators, weight scales, toilets, televisions, door frame activity monitors, bedside monitors, bed scales. Such devices and appliances may include additional functionality

such as sensing or monitoring various physiologic parameters, e.g., weight, heart rate, etc.

Mobile telephones include telephonic communication devices associated with various mobile technologies, e.g., cellular networks.

In one aspect, the hub **202** includes an IEM data receiver embodied, for example, as a receiver such as a patch receiver **400**; a personal communication devices such as a handheld device **402**; a base station **404**; and a mobile telephone **406**.

The patch receiver **400** includes, for example, devices capable of at least receiving data, signals, etc. Patch receivers **400** may be attachable, e.g., permanently or removably attachable externally to a human body or a non-human body. For example, the patch receiver **400** may include a receiver and an adhesive layer to provide for attachment to and removal from a region of skin. Alternatively, the patch receiver **400** may be implantable or semi-implantable, e.g., subcutaneous implantation. One such removably attachable patch receiver **400** is the personal signal receiver of the IEM system described in PCT/US2008/52845, supra.

The handheld device **402**, also referred to as a “mobile computer”, includes, for example, computing devices having computer-related functionality, e.g., typically having a display screen with touch input functionality, a miniature keyboard, etc. Types of handheld devices include, for example, a personal digital assistant (PDA) having the input and output combined into a touch-screen interface; and enterprise digital assistants offering integrated data capture devices like bar code, radio frequency identification (RFID), and smart card readers, etc.

In various aspects, the handheld device **402** includes software, e.g., a software agent/application, associated with the IEM data **200**. In various embodiments of the handheld device **402**, the software is preconfigured, i.e., configurable by the manufacturer/retailer; configurable by the consumer, i.e., downloadable from a website; or a combination of the same.

One example of software is an auto refill application related to or integrated with an auto refill system to facilitate automated prescription refill functions.

The base station **404** includes systems, subsystems, devices, and/or components that receive, transmit, and/or relay the IEM data **200**. In various aspects, the base station communicably interoperates with a receiver such as the patch receiver **400** and a communications network such as the Internet. Examples of base stations **404** are computers, e.g., servers, personal computers, desktop computers, laptop computers, intelligent devices/appliances, etc., as heretofore discussed.

In various aspects, the base station **404** may be embodied as an integrated unit or as distributed components, e.g., a desktop computer and a mobile telephone in communication with one another and in communication with a patch receiver and the Internet.

In some aspects, the base station **404** includes the functionality to wirelessly receive and/or wirelessly transmit data, e.g., IEM data **200** received from and transmitted to the patch receiver **400** and the Internet.

Further, in various aspects, the base station **404** may incorporate and/or be associated with, e.g., communicate with, various devices. Such devices may generate, receive, and/or communicate data, e.g., IEM data **200**. The devices include, for example, clock radios, intelligent pill dispensers, pill managers, e.g., devices capable of receiving various substances and producing a combined substance, dose(s) of substances, etc., pharmaceutical compounding devices, “intelligent” devices such as scales, blood pressure mea-

surement devices, exercise equipment, e.g., tread mills. Further examples include body weight sensors, motion sensors, position sensors, e.g., bed sensors, chair sensors, portals in doorways, refrigerator and food devices, bathroom facilities devices, etc.

The mobile telephone **406** includes, for example, devices such as a short-range, portable electronic device used for mobile voice or data communication over a network of specialized cell site base stations. The mobile telephone **406** is sometimes known as or referred to as “mobile”, “wireless”, “cellular phone”, “cell phone”, or “hand phone (HP)”.

In addition to the standard voice function of a telephone, various embodiments of mobile telephones may support many additional services and accessories such as short message service (SMS) for text messaging, email, packet switching for access to the Internet, java gaming, Bluetooth (short range data/voice communications), infrared, camera with video recorder, and MMS for sending and receiving photos and video. Some embodiments of mobile telephones connect to a cellular network of base stations (cell sites), which is, in turn, interconnected to the public switched telephone network (PSTN) or satellite communications in the case of satellite phones. Various embodiments of mobile telephones can connect to the Internet, at least a portion of which can be navigated using the mobile telephones.

In various aspects, the mobile telephone **406** includes software, e.g., a software agent/application, associated with the IEM data **200**. One example is an auto refill application related to or integrated with an auto refill system to facilitate automated prescription refill functions. In various embodiments of the mobile telephone **406**, the software is pre-configured, i.e., configurable by the manufacturer/retailer; configurable by the consumer, i.e., downloadable from a website; or a combination of the same.

Further, various embodiments of the hub ensure privacy requirements via predetermined methods, e.g., an IEM data source device **300** ingested by an individual transmits sensitive IEM data **200** via body tissues to an IEM data receiver **302** embodied in a patch receiver **400** removably attached to the individual’s body. Signals associated with the sensitive IEM data **200** remain undetectable beyond the individual’s body. Once received by the patch receiver **400**, various computing components of the patch receiver **400** cleanse and/or encrypt the IEM data **200** for onward secure transmission. In this manner, breaches of sensitive data transmissions and/or unauthorized access to the sensitive data are avoided.

Further, various aspects of the hub include combinations of devices. One such combination is an IEM data receiver **300b** such as the patch receiver **400** in communication with the handheld device **402** or the mobile telephone **406**. Thus, for example, the patch receiver **400** wirelessly transmits IEM data **200** to the mobile telephone **406** having a receiver and a software agent available thereon. The receiver of the mobile telephone **406** receives the IEM data **200**. A software agent, e.g., an application, processes the ingested reported data **200** and displays various information related to the IEM data **200** via, for example, a customized graphical user interface (GUI). In some aspects, the software agent generates displays with a predetermined “look and feel”, i.e., recognizable to a user as belonging to a predetermined group of software programs, GUIs, source devices, communities, etc.

To illustrate the foregoing, the IEM data **200** may include data about an ingested medication. Once received by the mobile telephone **406**, the software agent may compare the data about the medication to a predetermined medication

regimen. Upon verification that the proper medication has been ingested at the proper time, the software disables an audible alarm scheduled to alert the individual to take the (already ingested) medication, thus averting an unnecessary reminder and removing the annoyance associated therewith.

The software agent, via the GUI, displays a standard message to the individual notifying of the medication ingested and the time of the next dosage.

Additionally, the software agent may include functionality to generate or facilitate a financial transaction. In one example, upon occurrence of a certain event, such as verification that the proper medication has been ingested at the proper time, the software agent generates a predetermined charge for the ingested medication, the verification service, or both. The charge is transmitted to a financial system, e.g., the patient’s cell phone transmits the charge via an IEM data system to a computer system associated with the patient’s financial institution where the charge is automatically applied against a financial account of the patient.

In various other aspects, the transaction model may be based on various parameters. In one example, a transaction is associated with a time based model wherein use of a product or service is charged according to the length of time the product or service is used. In another example, a transaction is associated with a measured value delivery, wherein the value of the product or service is metered, measured, or otherwise valued and charged according to the ascertained value at predetermined time intervals. In still another example, a transaction is associated with therapy delivery, i.e., delivery of a therapeutic substance, event, service, etc. Examples of therapeutic substances include medication. Examples of therapeutic events include cardiac defibrillation acts and cardiac resynchronization acts. Examples of therapeutic services include administration of therapeutics, therapeutic consultations, etc.

### 2.3 IEM Data Systems

The IEM data systems **204** include any hardware component, software component, and/or communications component, as well as networks, systems, and subsystems of the same, which generally function to provide a service, function, activity, etc. related to the IEM data **200**. The IEM data systems, for example, collect, manipulate, calculate, transmit, receive, store, and/or otherwise communicate at least a portion of the IEM data.

Each IEM data system is built around a predefined business function or service and is enabled via the IEM data framework. One or more IEM data systems may be integrated, interoperate, intercommunicate or otherwise share or further the collection, management, distribution/dissemination, billing and/or other activities related to IEM data.

Further, one or more IEM data systems may be associated with one or more commercial systems. For example, one or more IEM data systems may be integrated with, interoperate with, and/or intercommunicate with one or more commercial systems. One or more IEM data systems may otherwise share or further the IEM data related activities with one or more commercial systems.

The IEM data systems **204** include at least one component, e.g., hardware device, software, and/or communications component, which generally function to provide a service or activity related to the IEM data **200**, e.g., a computer to receive IEM data **200** from the hub **202** and display the IEM data **200** in conjunction with other information.

Examples of components include a computer, a receiver, a transmitter, an application, a software module, a data storage medium, a processor, a memory component, a

personal communication device, software, a communication link, and a handheld device. It is noted that two or more IEM data systems **204** can cooperatively or independently use one or more of the same components. For example, an auto refill system and an approval system can each access a data storage medium having IEM data related to patients and prescriptions and can each utilize the IEM data for predetermined purpose(s).

FIG. 5 illustrates exemplary IEM data systems **204** associated with the IEM data framework of FIG. 2, according to one embodiment. The exemplary IEM data systems **204** include, for example, feedback loop systems **204a**, decision support systems **204b**, auto refill systems **204c**, patient tools **204d**, behavioral medicine systems **204e**, incentive systems **204f**, personalized commercial products/services **204g**, auto billing systems **204h**, tracking systems **204i**, interdiction systems **204j**, subscription systems **204k**, IEM data collections **204l**, approval systems **204m**, forecasting systems **204n**, financial systems **204o**, an IEM data phone system **204p**, and social networks **204q**.

### 2.3.1 Feedback Loop Systems

Feedback loop systems aggregate various sources of data, e.g., IEM data, analyze the aggregated data, and/or provide feedback information to multiple profile recipients based on the aggregation/analysis.

FIG. 6 illustrates an exemplary IEM data framework **102** including a feedback loop system **204a**, according to one embodiment. The feedback loop system **204a** includes, for example, server **500** having application **504** and database **504**. The IEM data framework **102** further includes IEM data **200** and the hub, embodied here as the mobile telephone **406**. In various aspects, the feedback loop system **204a** may interoperate, or be otherwise associated with, one or more IEM data systems **204** and/or one or more commercial systems **106**.

In one scenario, a patient **506** ingests medication having an ingestible device integrated therein. The ingestible device generates IEM data **200** in the form of medication identification and time of ingestion information. The ingestible device transmits the information to a receiver. The receiver, in turn, communicates the information to the hub **202** embodied as a mobile telephone **406** associated with the patient **506**.

A software agent resident on the mobile telephone **406** aggregates the received medication identification and time of ingestion information with the blood pressure measurement information and forwards the aggregated data to the feedback loop system **204a**. The feedback loop system **204a**, having server **500**, software **502**, and database **504**, receives the aggregated data from the mobile telephone **406** and, via the software **502**, compares the aggregated data to patient information in the database **504** to determine if the patient **506** took the most recent dose of medication in a timely manner, if the patient **506** has consistently taken the medication in a timely manner, and if the blood pressure measurement coincides with an acceptable range of blood pressure measurements.

Based on an analysis of the data, the feedback loop system **504a** generates additional IEM data **200** in the form of a decision on patient adherence and a decision on treatment efficacy. The IEM data **200** decisions are stored in database **504** for future reference and forwarded to a commercial system such as a healthcare system **106a** associated with a medical center computer system and having patient data such as physician's medication instructions, etc.

The healthcare system **106a** facilitates automatic processing and feedback, enables accessibility to the IEM data **200**,

e.g., by a healthcare provider, enables data input, e.g., healthcare instructions by the healthcare provider, etc.

For example, the healthcare system **106a** compares the decision data received from the feedback loop system **106a** with stored healthcare providers instructions, e.g., medication regimen adherence is satisfactory and no action is needed at this time; medication regimen adherence is not satisfactory and action is needed at this time; medication regimen is satisfactory but action is needed at this time, e.g., titration is needed, etc., and generates the comparison result data for review by the healthcare provider.

The healthcare provider utilizes the information to advantageously adjust patient treatment parameters, e.g., prescription and dosage requirements. The healthcare provider inputs data based on the comparison results, e.g., the adjusted treatment parameters. The input data are processed by the healthcare system **106a** and forwarded to the feedback loop system **204a**. The feedback loop system **204a** receives the feedback loop data, reconciles the feedback loop data with the patient information resident in the database **504**, and forwards the notification to the mobile telephone **406** of the patient **506**.

In various aspects, the feedback loop system **204a** and/or the healthcare system **106a** interoperate, e.g., communicate with at least one other IEM data system **204** and/or commercial system **106**.

To continue the foregoing illustration, in addition to forwarding the adjusted medication regimen instructions to the patient's mobile telephone **406**, either the feedback loop system **204a** or the healthcare system **106a** forwards the adjusted medication regimen in the form of a prescription to a commercial system such as a pharmacy system **106b** for refill. The pharmacy system **106b** fills the prescription and communicates a message to the feedback loop system **204a** notifying of the same. The feedback loop system **204a** updates the patient's data in database **504** to reflect the new prescription and fulfillment of the prescription, and communicates the notification to the patient's mobile telephone **406**.

### 2.3.2 Decision Support Systems

Decision support systems, e.g., personal wellness systems, may generate, store, provide data, e.g., IEM data, which may be used to inform and support decisions, e.g., stakeholders' decisions. In one example, multiple instances of individualized ingestible event marker data and physiologic data are gathered and combined into anonymized patient population data. Pharmaceutical research and development groups, universities, etc., utilize the data for various purposes, e.g., information to formulate new product lines, adjust existing therapies, etc. The data may be accessed, for example, by subscription to population data feeds, access to the database, etc.

FIG. 7 illustrates an exemplary IEM data framework **102** having a decision support system **204b**, according to one embodiment. The IEM data framework **102** further includes IEM data **200** and the hub **202**, shown here embodied as the mobile telephone **406**. In various aspects, the feedback loop system **204a** may interoperate, or be otherwise associated with, one or more IEM data systems **204** and/or one or more commercial systems **106**.

In one scenario, IEM data, e.g., IEM data **200a** and IEM data **200b**, related to multiple individuals, e.g., patient **506a** and patient **506b**, respectively, are communicated via the hubs, e.g., mobile telephone **406a** and mobile telephone **406b**, respectively, to the decision support system **204b** comprising, for example, server **500**, software **502**, and database **504**. The IEM data **200a** and **200b** may be

encrypted. The decision support system **204b** processes and stores the received data. For example, software **502** anonymizes the patient data, i.e., removes all aspects of the data tending to identify an individual and removes, according to a predetermined scheme, all aspects of the data designated as private, sensitive, confidential in nature, etc. The software **502** may provide various other functions such as integrating the anonymized patient data with existing patient population data in the database **504**.

The integrated data in database **504** may be accessed by, delivered to, or otherwise utilized by multiple systems and parties. Such systems include for example, commercial systems **104** such as pharmaceutical systems **106c** and university systems **106d**. Parties associated with the pharmaceutical systems **106c** may utilize the patient population data, for example, for statistical analysis and projective capabilities such as determining the efficacy, cost efficiency, profit, etc. of a particular medication and projecting from the determination new product line concepts/therapies, etc. Parties associated with universities may utilize the patient population data to research symptomatology, analyze medication risks, etc.

In various aspects, the decision support system **204b**, IEM data system(s), and/or commercial system(s) interoperate, e.g., communicate, therebetween.

To continue the foregoing illustration, in addition to the provision of decision support data such as patient population data, the decision support system **204b** communicates patient population data to the feedback loop system **204a**. The feedback loop system **204a** communicates the patient population data to mobile telephone **406a** of patient **506a**.

In one scenario, the decision data derived from a patient population such as medication efficacy may be correlated with an individual's medication therapy, and communicated via marketing system specifically targeted for that individual.

### 2.3.3 Auto Refill Systems

Auto refill systems automatically fill or refill prescriptions. In one example, IEM data identifying an ingested medication are gathered and reconciled with current prescription information to identify depleted prescription supplies. If the supply is depleted, a refill order is automatically triggered to the appropriate pharmacy. The pharmacy automatically refills the order, generates a bill, and charges the appropriate account, e.g., via a real time, online financial transaction.

FIG. 8 illustrates an exemplary IEM data framework **102** having an auto refill system **204c**, according to one embodiment. The IEM data framework **102** further includes IEM data **200** and the hub **202**, shown here embodied as the base station **404**. In various aspects, the auto refill system **204c** may interoperate, or be otherwise associated with, one or more IEM data systems **204** and/or one or more commercial systems **106**.

In one scenario, the patient **506** ingests prescription medication in conjunction with an ingestible device. The ingestible device identifies the medication type and dosage, and transmits the IEM data **200** via, for example, conductive transmission to the patch receiver **400**, which may be removably attached to the patient **506**. The patch receiver **400** transmits the IEM data **200** to base station **404**. The base station **400** forwards the IEM data **200** to the auto refill system **204c**. The software **502** of the auto refill system **204c** compares the medication type and dosage of the IEM data **200** against prescription information stored in the database **504**. The prescription information, for example, may include the number of tablets in the prescription at time of fill, the

dosage instructions, and a running total of the ingested tablets as per previously received information. If the comparison indicates depletion of the prescription medication, database **504** is checked for the number of remaining refills. If refills are remaining, any sensitive data of the IEM data **200** are cleansed, i.e., removed, and a prescription refill request with pertinent information is compiled and transmitted according to predetermined security protocol and via predetermined channel(s) to a commercial system **106** such as the pharmacy system **106b**. Upon receipt by the pharmacy system **106b**, the refill request is parsed and verified, and the prescription is refilled.

Payment for refill can be effected, for example, via a real-time, online transaction between the pharmacy system **106b** and an IEM data system **204** and/or commercial system, e.g., financial transaction system **106e**. The financial transaction system **106e**, for example, may receive the financial transaction, e.g., prescription refill charge, via a predetermination communication channel. The financial transaction system **106e** verifies the patient account information and completes the transaction, notifying the pharmacy system **106b**.

Notification of status of refill and payment for refill can be provided via predetermined communication channel(s) to the base station **300**, e.g., an email for display on the laptop computer, a text message to the patient's mobile telephone, etc. 2.3.4 Patient Tools

Patient tools include any data, information, software, websites, etc. that provide information or assist a particular patient focus, e.g., tracking tools to assist a patient in cardiac health management, patient personalization of their own data, etc. Various users may be associated with the patient tools. Examples include various users within a patient community, e.g., patients, family caregivers, and professional caregivers such as physicians.

FIG. 9 illustrates an exemplary IEM data framework **102** having a patient tools **204d**, according to one embodiment. The IEM data framework **102** further includes IEM data **200a-c** and the hubs, shown here embodied as the base station **404**, the mobile telephone **406**, and the handheld device **402**. In various aspects, the patient tools **204d** may interoperate, or be otherwise associated with, one or more IEM data systems **204** and/or one or more commercial systems **106**.

In one scenario, multiple parties such as patients **506a-c** access the patient tools **204d**, which may be embodied as the server **500** having the software **502** and the database **504** having IEM data **200** in the form of at least patient tools. Patients **506a-c** may access the patient tools **204d**, for example, via the base station **404**, the mobile telephone **406**, and the handheld device **402**, respectively.

Patient **506b** may search the database **504** for patient tools related to mental illness management. The patient tools, for example, may be provided in the form of downloadable data/applications to assist in tracking, monitoring, diagnosing, and notifying a patient of a relevant health issue, e.g., medication dosage schedule, etc. Patient **506b** may download the application onto, for example, the mobile telephone **406**. Patient **506b** may further communicate via, for example, the mobile telephone **406** with at least one commercial system such as the healthcare system **106a**, which may provide further medical data, instruction, etc., relevant to the patient **506b**'s mental illness management pursuit.

In various aspects the patient tools **204d** may be configured for and utilized by for various parties besides the patient, e.g., a patient community, family caregivers, and professional caregivers.

### 2.3.5 Behavioral Medicine Systems

Behavioral medicine systems may collect, track, and analyze behavior-related data to identify causal failure points in treatment and to predict corrective action by prescribing specific behavior modifications. In various aspects, the behavioral medicine systems may assist patients via questionnaires and patient profile assessment on symptomatologic or therapeutic subjects, e.g., in various decision processes by display a menu-guided series of questions and receiving answer(s) from the patient.

FIG. 10 illustrates an exemplary IEM data framework 102 having a behavioral medicine system 204e, according to one embodiment. The IEM data framework 102 further includes IEM data 200 and the hub, shown here embodied as the base station 404 and the mobile telephone 406. In various aspects, the behavioral medicine system 204e may interoperate, or be otherwise associated with, one or more IEM data systems 204 and/or one or more commercial systems 106.

In one scenario, the behavioral medicine system 204e, e.g., a software agent, may be located in whole or in part on a patient-related device such as the mobile telephone 406. The software agent may assist the patient in various endeavors, e.g., diet choices, smoking cessation, etc. The assistance may be provided, by example, by generating for display on the mobile telephone 406 question sets related to diet and smoking cessation. The patient may answer the questions, e.g., select from various answer options. Based on the patient's answers to the questions, the software agent may categorize the patient according to predetermined categories. The software agent may provide language and menu choices based on the patient categorization.

In another scenario, patient behavior is tracked with respect to various IEM data, e.g., patient parameters, sometimes referred to herein as "sentinels for wellness". Examples of sentinels for wellness include medication therapy adherence, weight, blood pressure, etc. The sentinels for wellness may be derived, for example, from various health devices 300c such as intelligent scales, cardiac-related devices, etc.

To illustrate, patient 506 ingests medication according to physician instructions. The IEM data 200 in the form of ingestion information identifying the ingested medication and the time of ingestion are captured via an ingestion device and communicated to the patient's mobile telephone 406. Also captured via health device(s) 300c at the time of medication ingestion are the patient's blood pressure and weight. The timing of the foregoing data captures may be synchronized via, for example, software utilizing a reminder system to alert the patient to take the medication at a particular time. Upon receiving the ingestion information, e.g., confirmation of ingestion, the software associated with the mobile telephone 406 communicably triggers health device(s) 300c to determine blood pressure and weight, and forwards such data to the mobile telephone 406 for aggregation with the IEM data 200 in the form of the ingestion information.

The aggregated data may be forwarded to behavioral medicine system 204e, which may be configured, for example, as the mobile telephone and software 406, the server 500 including the software 502 and the database 504, and/or other configurations. Upon receipt of the aggregated data, various processing may take place.

One example of processing is analysis of the IEM data 200 to determine degree of patient adherence to medication regimen, i.e., determine if the patient ingested the prescribed medication in the right dosage at the prescribed time interval(s).

Another example of processing is analysis of the IEM data 200 to determine if the blood pressure measurement is in line with physician expectations. Thus, the notification of patient adherence to the medication regimen and the blood pressure measurement may be communicated to a physician system 106f for review by the patient's physician. The physician, in turn, may update the IEM data 200, e.g., determine an adjustment in the medication regimen is needed and communicate, via the behavioral medicine system, the updated medication regimen to the patient's mobile telephone 406 and to the pharmacy system 106b for filling the updated prescription.

In cases of a nonadherence determination, the physician may alert the patient, via the behavioral medicine system 204e, to make an appointment for a physical review. In various aspects, the behavioral medicine system 204e may generate and/or forward a reminder to the hub, e.g., mobile telephone 406 of the patient 506. The reminder, for example, may include the dosing schedule, a reminder for the upcoming dose, instructions to follow in case of a missed dose, etc.

In cases of underdosage/overdosage, the behavioral medicine system 204e may interoperate with an alert system, e.g., the IEM data phone system, infra, and compare current dosage information to predetermined thresholds to determine if a critical status dosing event exists, e.g., the patient is critically underdosed or critically overdosed. If such a determination is made, the appropriate system may generate an alert to appropriate parties, e.g., generate a 911 emergency call for medical assistance, generate an emergency alert to the physician system 106f, and generate an alert to a family caregiver system 106g, e.g., a family member's mobile telephone.

In still another scenario, analysis of the patient's communication patterns/habits is performed to determine patient parameters, indicated actions, etc. To illustrate, an application such as software 502 resident on the mobile telephone 406 tracks the patient's phone usage to determine communication patterns. For example, the family caregivers, physician, etc., may selectively configure tracking parameters of the application to determine various patient communication thresholds, patterns, etc. The software monitors communication from/to the selected device, e.g., the patient's mobile telephone 406. In various aspects, the application mines mobile telephone records of the associated carrier to determine calling and called parties, heavy volume call time, no call times, etc. and builds a profile against the same. The application monitors use of the mobile telephone 406 and identifies significant, e.g., user selected, deviations from the profile. Upon identification of a deviation, the application initiates predetermined actions, e.g., communicates an alert to the physician and/or family caregiver via the healthcare system 106a, the physician system 106f, and/or the family caregiver system 106g.

Another example of processing is analysis of the IEM data 200 together with data from another source 314, e.g., aggregated data. The aggregated data may be collected from various sources, aggregated at various and/or multiple points, and/or communicated via various channels to/from various devices.

To illustrate, cardiac data is derived via electrical tomography, as heretofore discussed. The cardiac data is communicated directly or indirectly, e.g., by the patch receiver 400, to a software application on the hub, e.g., the mobile telephone 406. The software application on the mobile telephone 406 aggregates the cardiac data with the IEM data, e.g., pill ingestion-related data, and displays the various data via a graphical user interface (GUI).

Subsequent to enrollment, the behavioral medicine system ascertains that the patient has neglected to take the medication at the appropriate times. Reminder alerts for upcoming medication dosing time(s) are sent to the patient via the mobile telephone. Upon receiving the alerts, the patient timely ingests the medication, resulting in a change in the sentinels for wellness.

### 2.3.6 Incentive Systems

Incentive systems provide incentives and rebates through various programs. The incentives and rebates are based on, or otherwise associated with, the IEM data. The IEM data may be analyzed via, for example, an IEM data system **204** to determine if certain criteria/thresholds/goals are evident. Based on the determination, incentives tied to or associated with the criteria/threshold/goals may be generated.

FIG. 11 illustrates an exemplary IEM data framework **102** having an incentive system **204f**, according to one embodiment. The IEM data framework **102** further includes IEM data **200** and the hub, shown here embodied as the mobile telephone **406**. In various aspects, the incentive system **204f** may interoperate, or be otherwise associated with, one or more IEM data systems **204** and/or one or more commercial systems **106**.

In one scenario, patient adherence is tracked with respect to various patient parameters, e.g., medication therapy and adherence. Incentives may be awarded accordingly. For example, patient **506** ingests medication according to physician instructions. The IEM data **200** in the form of ingestion information identifying the ingested medication and the time of ingestion are captured via an ingestion device and communicated to the patient's mobile telephone **406**, and to the behavioral medicine system **204e**. The behavioral medicine system **204e** verifies patient **506** adherence to the prescribed medication regimen, and sends verification to the incentive system **204f**. The incentive system **204f**, via the software **502** and the database **504**, determines the price paid for the medication, and issues a rebate or credit against the cost. For example, the rebate may be issued and a financial transaction in the amount of the rebate posted to the patient's financial account via the financial transaction system **106e**.

In another example, the rebate may be communicated and applied to an account associated with the patient via the pharmacy system **106b** with, for example, a credit against the next refill for the patient's prescription medication.

In another example, the patient's blood pressure and weight may be captured via health device(s) **300c** at time of medication ingestion. The timing of the foregoing data captures may be synchronized via software utilizing a reminder system to alert the patient to take the medication at a particular time. Upon receiving the ingestion information, e.g., confirmation of ingestion, the software associated with the mobile telephone **406** may communicably trigger health device(s) **300c** to determine blood pressure and weight, and forward such data to the mobile telephone **406** for aggregation with the IEM data **200** in the form of the ingestion information. The aggregated data may be communicated to the incentive system **204f** where the software **502** and/or database **504** may be utilized to determine if the patient's weight and blood pressure meet acceptable predetermined thresholds. If, for example, the weight exceeds an acceptable threshold, the incentive system **204f** may generate an incentive in the form of a discount membership offering at a local health club, etc. The offering may be constructed using various data parameters and demographics, e.g., geographical location of the patient, amount of weight to be lost, health assessment scoring based on individualized patient health parameters, lists of participating health clubs, etc.

The incentive may be communicated to the patient **506** via, for example, the patient's mobile telephone **506**.

### 2.3.7 Personalized Commercial Products/Services

Personalized commercial products/services provide individualized products and services predicated on or related to IEM data.

FIG. 12 illustrates an exemplary IEM data framework **102** having a personalized commercial products/services system **204g**, according to one embodiment. The IEM data framework **102** further includes IEM data **200** and the hub **202**. In various aspects, the commercial products/services system **204g** may be embodied as, for example, an IEM data device, e.g., a patch receiver. In various aspects, the commercial products/services system **204g** may interoperate, or be otherwise associated with, one or more IEM data systems **204** and/or one or more commercial systems **106**.

In one scenario, commercial products/services system **204g** include consumer-friendly receivers, such as patch receivers. The receivers comprise various accessories and incorporate various designs. For example, children's patch receivers may comprise cartoon character appliques. Youths' patch receivers may comprise tattoo-like design aspects. Further examples include IEM data receivers embodied as/integrated into accessories, e.g., earrings, naval rings, and other means of adornment, etc.

Commercial products/services system **204g** further comprise branded or "community" associated products and services.

### 2.3.8 Auto Billing Systems

Auto billing systems receive, process, and/or facilitate payment via a financial account. Auto billing applications associated with the auto billing system and/or with financial institution systems seamlessly interoperate to generate a bill, verify accountholder information, charge an account, etc. Statements are updated to reflect payment information. Similar applications may be applied for prescriptions, consumer products, information provision via personal devices, etc.

FIG. 13 illustrates an exemplary IEM data framework **102** having an auto billing system **204h**, according to one embodiment. The IEM data framework **102** further includes IEM data **200** and the hub, shown here embodied as the handheld device **402**. In various aspects, the auto billing system **204h** may interoperate, or be otherwise associated with, one or more IEM data systems **204** and/or one or more commercial systems **106**.

In one scenario, various parties such as patient **506**, physicians, pharmaceutical companies, etc., subscribe to information feeds/patient population data of IEM data **200** to further business goals, manage health care, etc. The parties may receive the information feeds/access population data, etc. via a variety of devices. For example, patient **506** may receive an information feed via hub **202** embodied as the handheld device **402**, which, via a software agent, may generate a financial transaction in the form of an invoice for the information feed displayed for the patient **506**. Payment may be effected via automated methods.

In a patient selection method, for example, the patient selects various payment options via the software agent resident on the handheld device **402**. A payment transaction is generated and communicated to the financial transaction system **106e**. The financial transaction system **106e** automatically charges an account associated with the patient **506**. Confirmation of the payment together with digital, e.g., electronic, copies of the invoice are provided to the software agent resident on the handheld device **402** for the patient **506** to view, etc.

In an automated method, for example, a bill and/or financial transaction are automatically generated upon predetermined criteria. The predetermined criteria include, for example, delivery of information associated with an information feed or other source, access to a data collection, e.g., patient population data stored in a database, etc. The patient selects various payment options via the software agent resident on the handheld device **402**, and a payment transaction is generated and communicated to the financial transaction system **106e**. The financial transaction system **106e** automatically charges an account associated with the patient **506**. Confirmation of the payment together with digital copies of the invoice are provided to the software agent resident on the handheld device **402** for the patient **506** to view, etc. For example, a healthcare provider may access patient population data stored in decision support system **204b** via the healthcare system **106a**. Software of the decision support system **204b** may cooperate with the software **502** and the database **504** of the auto billing system **204h** to identify the party to be billed for the access. Upon identification, the auto billing system **204h** may automatically generate a bill and/or financial transaction for the access via one or more of the aforescribed channels.

### 2.3.9 Tracking Systems

Tracking systems track and integrate product movement data. In one example, the life cycle of an ingestible device may be tracked from manufacture to shipment, pharmacy inventory, delivery to patient, ingestion and expulsion.

FIG. **14** illustrates an exemplary IEM data framework **102** having a tracking system **204i**, according to one embodiment. The IEM data framework **102** further includes the IEM data **200** and the hub, shown here embodied as a scanner **1402**. In various aspects, the tracking system **204i**, may interoperate, or be otherwise associated with, one or more IEM data systems **204** and/or one or more commercial systems **106**.

In one scenario, a pharmaceutical manufacturer produces an ingestible device **302a** such as a particular medication having an IEM system device therein. The IEM system device contains various IEM data **200** such as medication identification, batch number, lot number, and manufacturer identification. The scanner **1402** may be utilized at various times/locations to scan the ingestible device **302a** and capture the IEM data **200** associated therewith. The IEM data **200** may then be stored, processed, etc., via, for example, the software **502** and the database **504** of the tracking system **204i**. For example, the IEM data **200** may be read by the scanner at a shipping point and when received by a pharmacy to ensure inventory control, distribution integrity, and chain of custody for restricted pharmaceuticals, etc.

The tracking information may be used, for example, by regulatory agencies systems **106i** to determine regulatory adherence, etc.

### 2.3.10 Interdiction Systems

Interdiction systems track, reconcile, and support interdiction programs. The interdiction programs include, for example, programs related to drug identification and use detection by sworn personnel, search and seizure activities, etc.

FIG. **15** illustrates an exemplary IEM data framework **102** having an interdiction system **204j**, according to one embodiment. The IEM data framework **102** further includes IEM data **200** and hub, shown here embodied as a scanner **1402**. In various aspects, the interdiction system **204j** may interoperate, or be otherwise associated with, one or more IEM data systems **204** and/or one or more commercial systems **106**.

In one scenario, a pharmaceutical manufacturer produces an ingestible device **302a** such as a particular medication having an IEM system device therein. The IEM system device contains various IEM data **200** such as medication identification, batch number, lot number, and manufacturer identification. The scanner **1402** may be utilized at various times/locations to scan the ingestible device **302a** and capture the IEM data **200** associated therewith. The IEM data **200** may then be communicated to, for example, the software **502** and the database **504** of the interdiction system **204j**, where the IEM data **200** may be accessed by and communicated to regulatory agency systems **106i** to facilitate various regulatory and enforcement functions, to locate missing controlled substances, to intercept contraband, to identify unknown substances, and to otherwise support agency and regulatory activities.

In various aspects, the IEM data **200** may be communicated to/from, for example the interdiction system **204j** from/to the tracking system **204i**, for processing, storage, etc. For example, the IEM data **200** may be read by the scanner at a shipping point and read by a pharmacy to ensure inventory control, distribution integrity, and chain of custody for restricted pharmaceuticals, etc. The scanned (read) IEM data **200** may be reconciled between the interdiction system **204j** and the tracking system **204i** to ensure complete shipment, to track shipments through various jurisdictions, etc. In one example, the IEM data **200** such as the identifier data, shipment data, patient information, recipient information, and commercial activities are tracked and reconciled to intercept contraband and otherwise support agency and regulatory activities.

### 2.3.11 Subscription Systems

Subscription systems enable subscription to various IR information feeds and data/knowledge collections, e.g., IEM data collection system. For example, patients subscribe to IEM data information feeds and/or IEM data collections, which aggregate various sources of data and fuse the data into integrated, individualized information based on the subscriber's requirements. The information fusion may include, for example, personalized medication regimens and alert applications, individual social community information, music, etc. The information may be automatically billed, for example, under a single point of charge model on a recurring basis. The agent may be provided as part of an embedded device, e.g., standard application on a mobile telephone, etc.

FIG. **16** illustrates an exemplary IEM data framework **102** having a subscription system **204k**, according to one embodiment. The IEM data framework **102** further includes IEM data **200** and the hub, shown here embodied as a mobile telephone **406**. In various aspects, the subscription system **204k** may interoperate, or be otherwise associated with, one or more IEM data systems **204** and/or one or more commercial systems **106**.

In one scenario, the patient **506** subscribes to various information feed(s) and/or IEM data collections, discussed hereinafter in detail. The information feed(s) include, for example, structured and non-structured information on a variety of topics generated or delivered from various sources, e.g., websites, blogs, etc. The IEM data collections include storage repositories having IEM data. The storage repositories may be associated, e.g., integral to or remote from, the subscription system **204k**. For example, an IEM data collection may be resident in part or wholly in database **504** of the subscription system **204k**.

In one scenario, IEM data **200** are communicated from a subscription source to a subscriber, e.g., a subscriber's device. The subscription source includes, for example, IEM

data systems **204**, e.g., the database **504** of the subscription system **204k**, feedback loop system **204a**, patient tools **204d**, and decision support system **204b**; commercial systems **106b**, e.g., online medical and business information/newsfeed sources, healthcare system **106a**; and other sources, e.g., devices associated with the patient **506**, the hub, etc. The subscriber includes, for example, a person, group, or resource, e.g., a database, a computer system, server, network, etc.

In various aspects, subscription services may be initiated via, for example, a software agent resident on the hub or communication with a local or remote system such as the healthcare system **106a**.

In various aspects, the subscriptions services may be billed and paid via, for example, the subscription system **204k** and the financial transaction system **106e**.

In various aspects, the subscription newsfeeds/data may be combined or integrated into a single or multiple newsfeeds, e.g., the software **502** and/or the database **504** of the subscription system **204k** may enable data aggregation, etc.

To illustrate, the patient **506** subscribes to a healthcare newsfeed and a pharmacy newsfeed, one or more having IEM data **200**, via the subscription system **204k**. The patient subscribes by selecting an application, e.g., software agent resident on the hub, illustratively embodied here as the mobile telephone **406**. Once the patient has selected the subscription options, the order is communicated to the subscription system **204k**, which, via the software **502** and the database **504**, confirms, processes, stores, and bills the order. The subscriber's financial account may be automatically charged, for example, by communicating invoice information to a financial transaction system **106e** associated with the subscriber's account. Confirmation of the charge may be communicated from the financial transaction system **106e** to the subscriber via the subscription system **204k** and/or the mobile telephone **406**.

Based on the subscription parameters, the subscription system **204k** receives the healthcare newsfeed information and the pharmacy newsfeed information. The software **502** of the subscription system compares subscriber data of the patient **506** in the database **504** against subscriber data found in the pharmacy newsfeed, e.g., patients who are prescribed medications for cardiac therapy. Based on the comparison, software **502** separates the data of the pharmacy newsfeeds relevant to the subscriber, combines the relevant data with the healthcare newsfeed information and communicates the combined newsfeed information to the mobile telephone **406** for access and display.

### 2.3.12 IEM Data Collection System

The IEM data collection system provides/facilitates access to/storage of the IEM data. Examples of the IEM data include patient population data and electronic medical records. In various aspects, IEM data collections may include functionality related to the collection, management, manipulation, storage, dissemination, and billing of IEM data.

FIG. 17 illustrates an exemplary IEM data framework **102** having an IEM data collection system **204l**, according to one embodiment. The IEM data framework **102** further includes IEM data **200** and the hub, shown here embodied as a handheld device **402**. In various aspects, the IEM data collection system **204l**, may interoperate, or be otherwise associated with, one or more IEM data systems **204** and/or one or more commercial systems **106**.

In one scenario, patient population data, e.g., anonymized, empirical patient data, is stored in one or more repositories, e.g., the database **504** of the IEM data collection system

**204l**. The patient population data may be received from various sources, e.g., the IEM data **200** associated with one or more patient **506**, IEM data systems **204** such as behavioral medicine systems **204e**, subscription systems **204k**, patient tools **204d**, etc., and commercial systems such as healthcare systems **106a**, pharmaceutical systems **106c**, university systems **106d**, etc.

In various aspects, the IEM data collection system **204l** may be consolidated in a single physical and/or logical location, e.g., the database **504** of the server **500** of the IEM data collection system **204l**, or distributed across two or more systems or locations, e.g., remotely distributed on multiple IEM data systems **204**, associated with commercial systems **106**, and/or distributed between the IEM data collection system **204l** and other systems/locations.

Multiprofile users may access, utilize, and/or contribute to the IEM data collection system **204l**. Multiprofile users include, for example, individuals or groups using various methods/devices for access, utilization, and/or contribution. Examples of multiprofile users include patient **506**, family members and family caregivers, professionals, academics, corporates, etc. The methods/devices include the hub devices such as a mobile telephone, base station, handheld device, etc., as well as system components associated with IEM data systems and commercial systems, e.g., laptop computer associated with a university network, a desktop computer associated with the family caregiver system **106g**, etc.

To continue the foregoing illustration, a researcher, using the university system **106d**, accesses the IEM data collection system **204l** via the Internet, etc. and submits queries against the patient population data, extracts various data, etc.

In various aspects, the IEM data collection system **204l** includes privacy assurance, authentication, and validation mechanisms with respect to financial, medical, and other privacy information. For example, the software **502** may authenticate users. The software **502** may cleanse/verify data to ensure predetermined privacy thresholds are met.

### 2.3.13 Approval Systems

Approval systems aggregate and/or analyze various data to enable an informed approval decision.

FIG. 18 illustrates an exemplary IEM data framework **102** having an approval system **204m**, according to one embodiment. The IEM data framework **102** further includes IEM data **200**, the hub, shown here embodied as a handheld device **402**, and an associated intelligent pill dispenser **1802**. In various aspects, the approval system **204m**, may interoperate, or be otherwise associated with, one or more IEM data systems **204** and/or one or more commercial systems **106**.

In one scenario, the patient **506** opens an intelligent pill dispenser **1802**, e.g., a pill dispenser having a microchip and communication abilities. The patient **506** removes a pill having an IEM system from the intelligent pill dispenser **1802**. The intelligent pill dispenser **1802**, via its microchip, senses the removal of the pill, receives a signal from an IEM system that the patient **506** has ingested the pill, and determines the remaining quantity. If the remaining quantity is fewer than a predetermined threshold quantity, the intelligent pill dispenser **1802** communicates a refill request to the approval system **204m**. The approval system **204m** via, for example, the software **502** and the database **504**, verify information associated with the patient **506**, e.g., patient name, prescription identification, medication ingestion verification, refill timing, etc. The approval system **204m** may interoperate with, e.g., communicate with, various IEM data systems **204** and/or commercial systems **106** to obtain/validate information. For example, data provided to/resident

in the approval system **204m** may be reconciled with medical records of healthcare system **106**, the refill request approved by approval system **204m**, and a refill communicated to the pharmacy system **106b**.

#### 2.3.14 Forecasting Systems

Forecasting systems aggregate data and/or facilitate analysis of the aggregated data/data collections to derive/generate predictive information.

FIG. **19** illustrates an exemplary IEM data framework **102** having a forecasting system **204n**, according to one embodiment. The IEM data framework **102** further includes IEM data **200** and the hub, shown here embodied as a base station **404**. In various aspects, the forecasting system **204n**, may interoperate, or be otherwise associated with, one or more IEM data systems **204** and/or one or more commercial systems **106**.

In one scenario, for example, IEM data **200** are received by the base station **404** from ingestible devices associated with patients **506a-c**. The base station **404** communicates the IEM data **200** to the IEM data collection system **204l**, which anonymizes the IEM data **200** and aggregates the anonymized IEM data **200** with patient population data.

The IEM data collection system **204l** communicates all or a portion of the patient population data to the forecasting system **204n**, where the software **502**, e.g., one or more applications, processes the patient population data to derive various statistics, conclusions, forecasts, etc., according to predetermined requirements, objectives, etc. For example, the software **502** processes the patient population data and correlates various data such as blood pressure readings over a predetermined period of time versus medication taken versus adherence to medication regimen to determine overall efficacy of medication regimen and to forecast titrated patient dosing based on the overall efficacy findings.

Multiple profile parties, e.g., analysts using the pharmaceutical systems **106e**, agents using the regulatory agency systems **106i**, and researchers using the university systems **106d**, access the forecasting system **204n**. The multiple profile parties utilize various tools, e.g., the software **502**, to run analytical and forecasting applications against the patient population data and to access various forecasting data available in connection with the forecasting system **204n**.

#### 2.3.15 Financial Systems

Financial systems support and enable financial transactions associated with IEM data. In various aspects, the financial systems are communicably interoperable with existing automated banking systems and networks, etc.

FIG. **20** illustrates an exemplary IEM data framework **102** having a financial system **204o**, according to one embodiment. The IEM data framework **102** further includes IEM data **200** and the hub, shown here embodied as a mobile telephone **406**. In various aspects, the financial system **204o**, may interoperate, or be otherwise associated with, one or more IEM data systems **204** and/or one or more commercial systems **106**.

In one scenario, the patient **506**, via the mobile telephone **406**, places an order for a product/service, e.g., a newsfeed service from the subscription system **204k**. The subscription system **204k**, via its software, interoperates with the financial system **204o**. The subscription system **204k**, for example, securely communicates encrypted patient financial information such as account number and subscription information. The financial system **204o** authenticates the patient information and securely interoperates with the patient's financial institution, e.g., via a commercial system **106** such as the financial transaction system **106e** to charge the

patient's account and provide charge information/confirmation to the patient **506** via, for example, the mobile telephone **406**.

#### 2.3.16 IEM Data Phone

The IEM data phone enables IEM data-related applications. For example, application(s) include pill regimen scheduling applications, alert reminder applications, auto refill for medication applications, patient tool applications, social networking applications, incentive tracker applications, auto billing applications, subscription applications, approval applications, and financial transaction applications. The applications may be integrated with, associated with, or independent of one another. The applications may further be manufacturer-installable on the IEM data phone, downloadable or otherwise installable by a wholesaler, retailer, user, etc. Installation may be independent or bundled with other software, products, etc. In various aspects, the applications are user-configurable, downloadable, upgradeable, etc.

In various aspects, the IEM data phone and/or its applications may share common features, e.g., a common graphical user interface (GUI); branding, i.e., a collection of images and ideas representing an economic producer such as concrete symbols embodied as a name, logo, slogan, design scheme, etc. The IEM data phone may also include various connectivity schemes, e.g., Internet and cellular; may provide multimedia capabilities; and may embody various hardware and software configurations. The IEM data phone may be embodied in a variety of devices, e.g., the mobile telephone **406**, the handheld device **402**, etc.

FIG. **21** illustrates an exemplary IEM data framework **102** having an IEM data phone **204p**, according to one embodiment. The IEM data phone **204p** may serve as the hub, for example. IEM data framework **102** further includes IEM data **200**. In various aspects, the IEM data phone **204p**, may interoperate, or be otherwise associated with, one or more IEM data systems **204** and/or one or more commercial systems **106**.

In one scenario, the IEM data phone **204p** includes the software **502**, e.g., a portfolio of branded applications such as pill regimen scheduling, alert reminders, auto refills, patient tools, social networking, incentive trackers, auto billing, subscriptions, approvals, and financial applications.

The pill regimen scheduling application may accept, reconcile, calendar, and manage contraindications and interactions of medication regimen(s). For example, the patient **506** may input information related to one or more prescriptions, including the pharmaceutical name and dosage. The pill regimen scheduling application may check the input information against existing information stored on the IEM data phone **204p**, e.g., in the database **504**, or elsewhere, e.g., the pharmacy **106b**. The pill regimen scheduling application may provide information regarding contraindicated medications, side effects, precautionary instructions. The pill regimen scheduling application may calendar the dosing information and generate alerts, e.g., reminders generated at appropriate times alerting the patient to ingest the medication. The alerts may be audible, visual, email, text message, etc. and may be integrated with, or independent of, alert reminder application(s).

The alert reminder application may accept or access various data associated with scheduling, including IEM data **200**, and generate alerts at appropriate times. The alerts may be audible, visual, email, text message, etc. and may be integrated with or independent of alert reminder application(s). The alert application may be user-configurable, e.g., type of alert, repetition of alert, interval of repetition, receivers of alert. The alerts may be associated

with various devices of the patient, family caregivers, friends, etc. In one example, the patient **506** may schedule reminders to be sent to the user's device, e.g., the IEM data phone **204p**, the handheld device **402**, the base station **404**, the mobile telephone **406**, etc.

The alert reminder application may be integrated with other applications/systems. To illustrate an IEM system associated with the patient **506** that may, for example, detect medication ingestion event(s) and communicate the IEM data **200** associated with the medication ingestion event(s) to the alert reminder application via the IEM data phone **204p**. The alert reminder application may interoperate with the pill regimen scheduling application and perform various checks, e.g., the ingested medication was actually prescribed for the person that ingested it; the ingested medication was ingested in the correct dosage; the ingested medication was ingested at the prescribed time interval; etc.

Predetermined criteria may be used to determine if/when the alert reminders application generates an alert, reminder, etc. To continue with the foregoing illustration, upon a determination that the ingested medication was not prescribed for the person ingesting it or the wrong dosage was ingested, the alert reminder system generates alert(s) to a predetermined destination, e.g., alerts in the form of text messages to mobile telephones associated with the family caregiver system **106g**, alerts in the form of email/text messages to the healthcare system **106a** and the physician system **106f**. If the event is deemed critical, e.g., ingestion of non-prescribed medication, overdose, etc., the alert reminder application may generate a call from the IEM data phone **204p** to the emergency assistance system, e.g., place a 911 call. The call (prerecorded audio, text message, etc.) may contain information such as the patient's name, the nature of the emergency, the ingestion details, physician and family caregiver information, and the physical location of the person ingesting the medication.

The auto refill application may facilitate automatic refill of a prescription medication via interoperation with, for example, the pharmacy system **106b**, etc.

The patient tool application may be provided on or accessible from the IEM data phone **204p**. For example, software tools for tracking dietary and physiologic symptoms may facilitate user entry of dietary intake and symptoms, collection of device-associated physiologic parameters such as blood pressure, heart rate, etc., correlation/analysis of the data, and feedback based on the correlation/analysis. The patient tool application may provide data, e.g., the feedback, for display on the IEM data phone **204p**, the IEM data system(s) **204**, and/or the commercial system(s) **106**.

The social networking application may facilitate social networking functionality. For example, the social networking application may retain various links to selected profiles of various social networks, receive data related to the selected profiles, e.g., updates to the profiles, facilitate messaging and other communication, update the user's profile, etc., communicate with the IEM data system(s) **204**, and/or the commercial system(s) **106**, such as the patient tools/social network **204d** and the web communities **106h**.

The incentive tracker application may collect, manage, track, update, etc. incentive information. For example, the incentive tracker application may reconcile data associated with IEM data collection systems **204l** and wholesaler/retailer systems **106j** to determine incentive eligibility, e.g., a patient rebate. The incentive tracker application may further tally points under various reward systems, notify the patient **506** of milestones, goals, award of incentive, etc.

The auto billing application may facilitate billing for various transactions. The auto billing application may interoperate with various applications/systems, including the IEM data system(s) **204** and/or the commercial system(s) **106**, such as the billing for an auto refill via the pharmacy system, etc.

The subscription application facilitates ordering, receipt, management, etc. of various subscriptions, e.g., newsfeeds, access to various data collections on a subscription basis, etc. The subscriptions application may interoperate with various applications/systems, including the IEM data system(s) **204** and/or the commercial system(s) **106**, such as the subscription system **204k**, the IEM data collection system **204l**, etc.

The approval application aggregates and/or analyzes various sources of data to enable an informed approval decision. The approvals application may interoperate with various applications/systems, including the IEM data system(s) **204** and/or the commercial system(s) **106**, such as the auto refill system **204c**, the subscription system **204f**, the financial systems **204o**, the pharmacy systems **106b**, the wholesaler/retailer systems **106j**, etc.

The financial application supports and enables financial transactions associated with IEM data **200**. The financial application may interoperate with various applications/systems, including the IEM data system(s) **204** and/or the commercial system(s) **106**, such as the auto refill system **204c**, the incentive system **204f**, the subscription system **204k**, the approval system **204m**, the financial systems **204o**, the pharmacy system **106b**, the wholesaler/retailer systems **106j**.

### 2.3.17 Social Network System

Social networks are a social structure made of one or more nodes, e.g., components such as websites, accessed by individuals or organizations. The social network is typically tied by one or more specific types of interdependency, such as epidemiology, therapeutic regimen, healthcare management, etc., and thus may attract the interest of otherwise unrelated individuals and groups having in common an interest in the interdependencies. Social networks may be built around various communities, e.g., family caregivers, patients, medical conditions, etc.

One example of a social network is a patient information community that provides information related to a particular medical condition, treatments, medications, regimens, and side effects based on both provider and anecdotal data. The availability of such data may provide benchmark-type services, e.g., facilitate self-assessment of personal progress and adjustment in therapies and behaviors by comparing and contrasting an individual's progress with the particulars of others having the same condition, similar therapies, etc.

FIG. 22 illustrates an exemplary IEM data framework **102** having a social network system **204q**, according to one embodiment. The IEM data framework **102** further includes IEM data **200**, and the hub, shown here embodied as the base station **404**. In various aspects, the social network system **204q** may interoperate, or be otherwise associated with, one or more IEM data systems **204** and/or one or more commercial systems **106**.

In one scenario, patient **506** suffers from a cardiac condition. The patient **506** accesses the social network system **204q**, which may be embodied as the server **500** having the software **502** and the database **504** having IEM data **200**. Patient **506** may access the social network system **204q**, for example, via the base station **404**. The patient **506a** searches the database **504** for patient profiles also having cardiac conditions similar to that of patient **506**. The social network

system 204g provides multiple profiles of patients having similar conditions. The profiles include various data pertinent to each patient such as medication therapies, personal behavior histories, etc. The patient 506 requests a comparison of his medication therapy, medication therapy adherence, and behavior to that listed in the profiled. The social network system 204g provides the requested comparative data in the form of a graphical display. From the display, the patient 506 is able to determine the profiles having the most favorable treatment outcomes. From such profiles, the patient 506 and/or social network system 204g analyze the differences between his medication, medication therapy adherence, behavior, etc. and the corresponding interdependencies of the profiles having the most favorable treatment outcomes. The analysis may contrast the differences found in various areas, as well as generate prescriptive advice, e.g., in which areas the patient 506 may want to adjust and specific adjustments based on the analysis. The patient 506 may adopt the prescriptive advice, i.e., adjust accordingly, to improve his own personal outcome. Further, the patient 506 may update the social network system 204g with the adjustment data, which may be used in the future for tracking personal improvement as well as benchmarking purposes by other individuals. In various aspects, the social network system 204g may be communicably associated with other web communities 106h, e.g., youth communities, business communities, etc.

3.0 IEM Data Framework Method

One aspect comprises, for example, receiving, via a hub, ingestible event data that originates from multiple ingested event markers; and communicating, via the hub, at least a portion of the ingestible event marker data to at least one ingestible event marker data system.

4.0 IEM Data Framework Article

One aspect comprises, for example, a storage medium having instructions, that when executed by a computing platform, result in execution of a method of utilizing ingestible event marker data, comprising: receiving, via a hub, the ingestible event data that originates from multiple ingested event markers; and communicating, via the hub, at least a portion of the ingestible event marker data to at least one ingestible event marker data system.

5.0 IEM Data Framework System

One aspect comprises, for example, a receive module to receive, via a hub, ingestible event data that originates from multiple ingested event markers; and a communicate module to communicate, via the hub, at least a portion of the ingestible event marker data to at least one ingestible event marker data system.

6.0 IEM Data Framework Data Modeling and Prescriptive Outcomes

In various aspects of the present invention, various techniques, e.g., state characterization based on multi-variate data fusion techniques, may be employed to generate various output, e.g., analyses, metrics, predictive information, etc. For example, an aspect may include data captured and

processed to create metrics that are descriptive and/or predictive of an impending health event such as a stroke or an indicator of future behavioral choices, e.g., whether a person will adhere to a medication regimen if such medication is prescribed in the future.

To illustrate with reference to FIG. 23, there are shown exemplary software modules 510a-c of exemplary software 502 of exemplary IEM data system 204. More particularly, and with continuing reference to the figures herein, IEM data 200 may be a predetermined set of data. In one example, the IEM data 200 are data gathered by a patch receiver 400 and, optionally, a data logger 2302. The IEM data are provided to an IEM data system 204 such as the forecasting system 204n?. The IEM data system 204 includes software modules 510 having one or more of an analysis module 510a, a metrics module 510b, and a predictive information module 510c.

To continue the illustration, sensors and data loggers capture longitudinal data. In one example, the patch receiver 400 gathers physiologic data such as positional data associated with the user of the patch receiver 400 and provides the receiver data 200a to the analysis module 510a. In one example, positional X, Y, Z data of the use is captured at a predetermined rate or schedule. Data logger 2302 gathers data logger data 200b such as quality of sleep, etc., and provides the data logger data 200b to the analysis module 510a. The analysis module 510a analyzes the positional data and the data logger data 200b and provides analysis data to the metrics module 510b for metric generation. In one example, the captured positional data are analyzed by at least time-normalizing and interpolating to generate a fixed time of day grid. This information is provided to the metrics module 510b to generate various metrics such as the average diurnal pattern, the standard deviation across days, and the overall variability. From the metrics, the predictive information module 510c generates predictive information. For example, the metrics may be analyzed to predict that the user is very likely to adhere to a medication regimen. Alternatively, the medication adherence data may be tracked, e.g., via IEM event data collected from an ingestible sensor such as an IEM or RFID device, etc., and, when analyzed alone or with other data, the predictive information module 510c may generate a characterization of patient stability while on the medication regimen or other therapy.

One skilled in the art will recognize that the software modules 510a, 510b, and 510c may be centrally associated with a single system component, e.g., the IEM data system 204, or may be distributed across and/or associated with various system components, e.g., the patch receiver 400, the hub 202, and/or one or more IEM data systems 204. In the foregoing examples and in various aspects of the present invention, calculation and analyses may be accomplished via one or more modules, or combinations thereof, and/or with other software.

Additional examples are set out in Table 1, entitled "Examples" hereinafter.

TABLE 1

"Examples"				
	IEM Data 200	Analysis Module 510a	Metrics Module 510b	Predictive Information Module 510c
Example 1: Patient 1	IEM data are derived from the patch receiver,	Data are time-normalized and interpolated to a	The average diurnal pattern is calculated.	Circadian rhythm regularity

TABLE 1-continued

"Examples"			
IEM Data 200	Analysis Module 510a	Metrics Module 510b	Predictive Information Module 510c
<p>The IEM data include accelerometer data associated with the patch receiver. The accelerometer data are leverage to capture X, Y, Z position. 15 seconds of data is captured every minute and the mean x, y, z data are reported as the positional vector. X, Y, Z data are turned into postural angle by calculating the angle of each point measurement from a reference vector of the patient in the supine state.</p>	<p>fix time of day grid.</p>	<p>The standard deviation across days is then calculated. The overall variability is the calculated as the average of the standard deviation. In subject 1, this is <math>\pm 13.6</math> degrees. Taking adherence was 95.8% and timing adherence (% meds taken <math>\pm 1</math> hour of dosing time) was 91.3%</p>	<p>comparable to this patient indicates strong likelihood adherence to a medication regimen.</p>
<p>Example 3: Patient 2</p> <p>IEM data are derived from an ingestible sensor (dose type of medicine, dose) and derived from patch receiver (dosing times, physiologic data such as heart rate, heart rate variability)</p>	<p>Data analyzed according to a predetermined formula to generate patient characterization</p>	<p>Metric used for characterization may include blood pressure, blood pressure increase over time, blood pressure increase compared to dosing and dose type), lifestyle based on sleep and activity data</p>	<p>Predictive information may be generated showing predicted future health event of a stroke and prediction for occurrence of stroke within one month if none of the variables are changed, e.g., dosing type, dosage, lifestyle, activity, etc. Characterization of patient stability on therapy. Characterization of patient state. Specifically in neuropsychiatric applications one can classify individuals in stable of manic states. Can be used to more effectively triage patients based on stability measures. Can be used to understand the risk profile of a population and better allocate health resources.</p>
<p>Example 4</p> <p>Other data available from receiver: Skin temperature Heart-rate Activity levels Step-rate Activity class Other wearable devices: Mood (GSR) Caloric expenditure (GSR, heat-flux) Pulse Ox Data available from the mobile: Location (GPS) Environment (wi-fi networks in proximity) Sociability (messaging (email, SMS, social media) utilization, proximity to</p>	<p>Data is time-normalized and interpolated to a fix time of day grid. Transformations that can be applied to characterize patterns differently: Fourier, Wavelet, Harlett, principal/independent components Low-pass filtering Calculate daily residual from dominant mode (average day or principal component)</p>	<p>Calculate descriptive statistics of residual distributions (mean, std, kurtosis, skewness, entropy) Intrinsic dimensionality based on number of dominant modes (principal, independent components)</p>	<p>Characterization of patient stability on therapy. Characterization of patient state. Specifically in neuropsychiatric applications one can classify individuals in stable of manic states. Can be used to more effectively triage patients based on stability measures. Can be used to understand the risk profile of a population and better allocate health resources.</p>

TABLE 1-continued

"Examples"			
IEM Data 200	Analysis Module 510a	Metrics Module 510b	Predictive Information Module 510c
other devices via Bluetooth® devices in proximity)			

With continuing reference to Table 1 and with reference to FIGS. 24a and 24b, which illustrate sample IEM data and sample metrics as previously discussed, in example 1, analysis modules and metrics are used to assess the regularity and stability of the circadian (diurnal) pattern of the individual. These metrics are then used as surrogate markers of patient stability regularity and may be descriptive and/or predictive of patient pill taking behavior.

Sensor(s), data logger, and/or other IEM data sources may be used to capture time-stamped data pertaining to an individual. The data may be related to the individual's physiology, e.g. heart-rate, activity, sleep, body/skin temperature, etc., behavior, e.g., mobility, sociability, engagement, technology use, etc., cognitive state, e.g., mood, stress, emotional state, etc., and/or environment, e.g. location, temperature, ambient light and sound, etc. The sensors may be active, i.e., worn and/or carried by individual, etc., or passive in nature, i.e., found in the individual's environment.

The analysis module applies algorithms to one or more data sources to visualize and characterize the circadian (diurnal) pattern. Pre-processing may include time normalization and interpolation of data samples to a fixed time of day to characterize regularity of daily pattern. Various filters or transformations may be applied to accentuate time-series features prior to metric calculation. Metrics related to variability of the daily pattern include standard deviation calculated across days, the intrinsic dimensionality calculated as number of significant principal components in the data series, the daily deviation in the average pattern and/or other time-series descriptive statistics.

The example provided in FIG. 24b relates to variability of the circadian rhythm to adherence to a medication regimen. Patient 1 has a regular, stable circadian pattern and demonstrates a high-rate of medication adherence while Patient 2 demonstrates both irregular circadian patterns and pill taking behavior.

The heat-maps represent the daily pattern of posture and pill taking behavior captured over multiple days. Patient 1 has a regular circadian pattern with relatively low standard deviation across twelve days of data capture. The individual also demonstrated high pill taking and timing adherence as reflected in the regularity of dose number and timing.

In contrast, Patient 2 has a more irregular pattern with relatively high levels of temporal standard deviation with respect to his average daily pattern. Irregularity in transition from standing to supine postural position is also evident in the longitudinal postural data. The individual also shows an irregular pill taking behavior, taking different number of pills per day and less controlled times within the day.

Further, any of the embodiments disclosed herein may be performed in a data processing system. To illustrate, a diagrammatic system comprises, for example, a processor, a main memory, a static memory, a bus, a video display, an alpha-numeric input device, a cursor control device, a drive

unit, a signal generation device, a network interface device, a machine readable medium, instructions and a network, according to one embodiment.

The diagrammatic system may indicate a personal computer and/or a data processing system in which one or more operations disclosed herein may be performed. The processor may be a microprocessor, a state machine, an application-specific integrated circuit, a field programmable gate array, etc. The main memory may be a dynamic random access memory and/or a primary memory of a computer system. The static memory may be a hard drive, a flash drive, and/or other memory information associated with the data processing system.

The bus may be an interconnection between various circuits and/or structures of the data processing system. The video display may provide graphical representation of information on the data processing system. The alpha-numeric input device may be a keypad, a keyboard and/or any other input device of text, e.g., a special device to aid the physically challenged. The cursor control device may be a pointing device such as a mouse. The drive unit may be a hard drive, a storage system, and/or other longer term storage subsystem. The signal generation device may be a bios and/or a functional operating system of the data processing system. The network interface device may be a device that may perform interface functions such as code conversion, protocol conversion and/or buffering required for communication to and from the network. The machine readable medium may provide instructions on which any of the methods disclosed herein may be performed. The instructions may provide source code and/or data code to the processor to enable any one/or more operations disclosed herein.

Although the present embodiments have been described with reference to specific example embodiments, it will be evident that various modifications and changes may be made to these embodiments without departing from the broader spirit and scope of the various embodiments. For example, the various devices, modules, etc. described herein may be enabled and operated using hardware circuitry, e.g., CMOS based logic circuitry, firmware, software and/or any combination of hardware, firmware, and/or software, e.g., embodied in a machine readable medium.

For example, the various electrical structure and methods may be embodied using transistors, logic gates, and electrical circuits, e.g., Application Specific Integrated Circuitry (ASIC) and/or in Digital Signal Processor (DSP) circuitry. For example, the receive module and the communicate module and other modules may be enabled using one or more of the technologies described herein.

In addition, it will be appreciated that the various operations, processes, and methods disclosed herein may be embodied in a machine-readable medium and/or a machine accessible medium compatible with a data processing system.

tem, e.g., a computer system, and may be performed in any order. Accordingly, the specification and drawings are to be regarded in an illustrative rather than a restrictive sense.

Any or all data associated with the aforementioned devices and methods, for example, may be used alone or in combination with other data to constitute IEM data, i.e., data having an IEM data aspect.

In certain embodiments, the system and/or method steps further includes/utilizes an element for storing data, i.e., a data storage element, where this element is present on an external device, such as a bedside monitor, PDA, smart phone, computer server, etc. Typically, the data storage element is a computer readable medium. The term "computer readable medium" as used herein refers to any storage or transmission medium that participates in providing instructions and/or data to a computer for execution and/or processing. Examples of storage media include floppy disks, magnetic tape, CD-ROM, a hard disk drive, a ROM or integrated circuit, a magneto-optical disk, or a computer readable card such as a PCMCIA card and the like, whether or not such devices are internal or external to the computer. A file containing information may be "stored" on a computer readable medium, where "storing" means recording information such that it is accessible and retrievable at a later date by a computer and/or computer-related component. With respect to computer readable media, "permanent memory" refers to memory that is permanent. Permanent memory is not erased by termination of the electrical supply to a computer or processor. Computer hard-drive ROM, i.e., not used as virtual memory, CD-ROM, floppy disk and DVD are all examples of permanent memory. Random Access Memory (RAM) is an example of non-permanent memory. A file in permanent memory may be editable and re-writable.

Also provided are computer executable instructions, i.e., programming, for performing the above methods, e.g., for programming the IEM, receiver, and other components of the system. The computer executable instructions are present on a computer readable medium. Accordingly, various aspects provide a computer readable medium containing programming for use in providing ingestible event marker data.

As such, in certain embodiments the systems include one or more of: a data storage element, a data processing element, a data display element, a data transmission element, a notification mechanism, and a user interface. These elements may be present or otherwise associated with at least one of the ingestible event marker data, the hub, and the IEM data systems.

One of the above-described systems is reviewed in terms of a receive module and a communicate module. The aspects, however, are not so limited. In a broader sense, the systems are composed of two or more different modules that communicate with each other, e.g., using the hub functionalities as reviewed above, e.g., using the IEM data in the communication, e.g., using the IEM data systems' functionalities.

It is to be understood that this invention is not limited to particular embodiments described, and as such may vary. It is also to be understood that the terminology used herein is for the purpose of describing particular embodiments only, and is not intended to be limiting, since the scope of the present invention will be limited only by the appended claims.

Where a range of values is provided, it is understood that each intervening value, to the tenth of the unit of the lower limit unless the context clearly dictates otherwise, between the upper and lower limit of that range and any other stated

or intervening value in that stated range, is encompassed within the invention. The upper and lower limits of these smaller ranges may independently be included in the smaller ranges and are also encompassed within the invention, subject to any specifically excluded limit in the stated range. Where the stated range includes one or both of the limits, ranges excluding either or both of those included limits are also included in the invention.

Unless defined otherwise, all technical and scientific terms used herein have the same meaning as commonly understood by one of ordinary skill in the art to which this invention belongs. Although any methods and materials similar or equivalent to those described herein can also be used in the practice or testing of the present invention, representative illustrative methods and materials are now described.

All publications and patents cited in this specification are herein incorporated by reference as if each individual publication or patent were specifically and individually indicated to be incorporated by reference and are incorporated herein by reference to disclose and describe the methods and/or materials in connection with which the publications are cited. The citation of any publication is for its disclosure prior to the filing date and should not be construed as an admission that the present invention is not entitled to antedate such publication by virtue of prior invention. Further, the dates of publication provided may be different from the actual publication dates which may need to be independently confirmed.

It is noted that, as used herein and in the appended claims, the singular forms "a", "an", and "the" include plural referents unless the context clearly dictates otherwise. It is further noted that the claims may be drafted to exclude any optional element. As such, this statement is intended to serve as antecedent basis for use of such exclusive terminology as "solely," "only" and the like in connection with the recitation of claim elements, or use of a "negative" limitation.

As will be apparent to those of skill in the art upon reading this disclosure, each of the individual embodiments described and illustrated herein has discrete components and features which may be readily separated from or combined with the features of any of the other several embodiments without departing from the scope or spirit of the present invention. Any recited method can be carried out in the order of events recited or in any other order which is logically possible.

Although the foregoing invention has been described in some detail by way of illustration and example for purposes of clarity of understanding, it is readily apparent to those of ordinary skill in the art in light of the teachings of this invention that certain changes and modifications may be made thereto without departing from the spirit or scope of the appended claims.

Accordingly, the preceding merely illustrates the principles of the invention. It will be appreciated that those skilled in the art will be able to devise various arrangements which, although not explicitly described or shown herein, embody the principles of the invention and are included within its spirit and scope. Furthermore, all examples and conditional language recited herein are principally intended to aid the reader in understanding the principles of the invention and the concepts contributed by the inventors to furthering the art, and are to be construed as being without limitation to such specifically recited examples and conditions. Moreover, all statements herein reciting principles, aspects, and embodiments of the invention as well as specific examples thereof, are intended to encompass both

structural and functional equivalents thereof. Additionally, it is intended that such equivalents include both currently known equivalents and equivalents developed in the future, i.e., any elements developed that perform the same function, regardless of structure. The scope of the present invention, therefore, is not intended to be limited to the exemplary embodiments shown and described herein. Rather, the scope and spirit of present invention is embodied by the appended claims.

What is claimed is:

1. A system comprising:
  - an ingestible event marker device configured to collect Ingestible Event Marker (IEM) data from a body of an individual and transmit a signal comprising the IEM data, wherein the IEM data comprise information associated with an ingestion event;
  - a receiver adapted to be associated with the body of the individual, the receiver configured to receive the signal comprising the IEM data via the body of the individual associated with the receiver;
  - a hub configured to receive the IEM data from the receiver; and
  - at least one IEM data system configured to:
    - receive the IEM data from the hub;
    - analyze the IEM data and generate at least one metric based on the IEM data; and
    - generate predictive information based on the at least one metric, wherein the predictive information is related to a prediction of a state of the individual.
2. The system of claim 1, wherein the receiver is selected from a group consisting of a patch receiver, an implantable receiver, a receiver configured to be worn on the body, an apparel-configured receiver, and a receiver adapted to be associated with the hub.
3. The system of claim 2, wherein the receiver adapted to be associated with the hub comprises a mobile phone attachment.
4. The system of claim 3, wherein the hub is a mobile phone.
5. The system of claim 1, wherein the at least one IEM data system further comprises software.
6. The system of claim 5, wherein the software further comprises at least one of an analysis module, a metrics module, and a predictive information module.
7. The system of claim 6, wherein the analysis module analyzes the IEM data.
8. The system of claim 6, wherein the metrics module generates the at least one metric based on the IEM data.
9. The system of claim 6, wherein the predictive information module generates the predictive information based on the IEM data.
10. The system of claim 6, wherein:
  - the IEM data further comprise physiologic data,
  - the analysis module analyzes the physiologic data and generates the at least one metric based on the physiologic data, and
  - the predictive module generates the predictive information based on the physiologic data.
11. The system of claim 1, wherein the at least one IEM data system comprises at least one of a feedback loop system and a decision support system.
12. The system of claim 1, wherein the receiver is configured to capture the IEM data at a predetermined rate.
13. The system of claim 1, wherein the IEM data comprises information relating to a dosage of medication.
14. The system of claim 1, wherein the receiver is configured to transmit additional data to the hub, and the at

least one IEM data system to receive the additional data from the hub, wherein the additional data comprises data derived from the receiver.

15. The system of claim 14, wherein the at least one IEM data system analyzes the additional data derived from the receiver and generates at least one metric based on the IEM data and the additional data derived from the receiver.

16. The system of claim 14, wherein the additional data derived from the receiver comprises information regarding at least one of positional data, accelerometer data, dosing time, galvanic skin response, heat-flux, heart rate, or heart rate variability.

17. The system of claim 1, wherein the at least one metric comprises a circadian pattern of the individual.

18. The system of claim 17, wherein the at least one metric comprises a standard deviation of the circadian pattern of the individual across a predetermined number of days and an overall variability of the circadian pattern of the individual.

19. The system of claim 1, wherein the at least one metric comprises blood pressure, blood pressure increase over time, and blood pressure increase compared to dosing and dose type.

20. The system of claim 1, wherein the at least one IEM data system analyzes the IEM data such that the IEM data are time-normalized and interpolated to a time of day.

21. A system comprising:

- an Ingestible Event Marker (IEM) device configured to collect IEM data from a body of an individual associated with the IEM device and transmit a signal comprising the IEM data, wherein the IEM data comprise information associated with an ingestion event; and

- at least one IEM data system configured to process the IEM data, the at least one IEM data system comprising a processor and a non-transitory machine readable medium, wherein the non-transitory machine readable medium comprises instructions that when executed by the processor cause the processor to:
  - analyze the IEM data and generate at least one metric based on the IEM data; and
  - generate predictive information based on the at least one metric, wherein the predictive information is related to a prediction of a state of the individual; wherein the IEM data is received from the body of the individual.

22. The system of claim 21, wherein the predictive information is associated with a likelihood of adherence to a medication regimen.

23. The system of claim 21, wherein the predictive information is associated with the prediction of occurrence of a future health event.

24. The system of claim 21, wherein the predictive information is associated with a characterization of patient stability while on a medication regimen.

25. A system comprising:

- an ingestible event marker device configured to collect Ingestible Event Marker (IEM) data from a body of an individual and transmit a signal comprising the IEM data, wherein the IEM data comprise information associated with an ingestion event;

- a receiver adapted to be associated with the body of the individual, the receiver configured to receive the signal comprising the IEM data via the body of the individual associated with the receiver;

a hub configured to receive the IEM data; and  
at least one IEM data system configured to:  
    receive the IEM data from the hub;  
analyze the IEM data and generate at least one metric  
    based on the IEM data; and 5  
generate predictive information based on the at least one  
metric;  
wherein the predictive information comprises an indica-  
tion of a likelihood of adherence to a medication  
regimen. 10

\* \* \* \* \*

专利名称(译)	多元数据融合技术的状态表征		
公开(公告)号	<a href="#">US10682071</a>	公开(公告)日	2020-06-16
申请号	US15/469052	申请日	2017-03-24
[标]申请(专利权)人(译)	普罗秋斯数字健康公司		
申请(专利权)人(译)	PROTEUS数字医疗, INC.		
当前申请(专利权)人(译)	PROTEUS数字医疗, INC.		
[标]发明人	BEHZADI YASHAR		
发明人	BEHZADI, YASHAR		
IPC分类号	A61B5/07 A61B5/00 A61B5/021 G16H10/60		
CPC分类号	G16H20/10 A61B5/07 A61B5/0022 A61B5/021 G16H40/67 G06F19/3418 G06F19/3456 G16H20/30 G16H20/60 G16H50/20		
其他公开文献	US20170303818A1		
外部链接	<a href="#">Espacenet</a>		

摘要(译)

所公开的系统包括：可消化事件标记设备，其被配置为从个体的身体收集可消化事件标记 ( IEM ) 数据并发送包括IEM数据的信号，其中，所述IEM数据包括与摄入事件相关联的信息；与个人的身体相关联并且被配置为经由个人的身体接收包括IEM数据的信号，集线器以从接收器接收IEM数据，以及至少一个IEM数据系统从接收器接收IEM数据。至少一个IEM数据系统分析IEM数据并基于IEM数据生成至少一个度量。至少一个IEM数据系统可以进一步基于至少一个度量来生成预测信息，其中，该预测信息与个体状态的预测有关。

