



US010588556B2

(12) **United States Patent**  
**Kiani et al.**

(10) **Patent No.:** **US 10,588,556 B2**  
(45) **Date of Patent:** **\*Mar. 17, 2020**

(54) **NON-INVASIVE PHYSIOLOGICAL SENSOR COVER**

(71) Applicant: **MASIMO CORPORATION**, Irvine, CA (US)

(72) Inventors: **Abraham Mazda Kiani**, San Juan Capistrano, CA (US); **Massi Joe E. Kiani**, Laguna Niguel, CA (US)

(73) Assignee: **Masimo Corporation**, Irvine, CA (US)

(\* ) Notice: Subject to any disclaimer, the term of this patent is extended or adjusted under 35 U.S.C. 154(b) by 0 days.

This patent is subject to a terminal disclaimer.

(21) Appl. No.: **15/968,393**

(22) Filed: **May 1, 2018**

(65) **Prior Publication Data**

US 2019/0000362 A1 Jan. 3, 2019

**Related U.S. Application Data**

(63) Continuation of application No. 15/046,954, filed on Feb. 18, 2016, now Pat. No. 9,980,667, which is a (Continued)

(51) **Int. Cl.**  
**A61B 5/1455** (2006.01)  
**A61B 5/024** (2006.01)  
(Continued)

(52) **U.S. Cl.**  
CPC ..... **A61B 5/14552** (2013.01); **A61B 5/02416** (2013.01); **A61B 5/02427** (2013.01);  
(Continued)

(58) **Field of Classification Search**

None  
See application file for complete search history.

(56) **References Cited**

**U.S. PATENT DOCUMENTS**

4,796,633 A 1/1989 Zwirkoski  
4,960,128 A 10/1990 Gordon et al.  
(Continued)

**FOREIGN PATENT DOCUMENTS**

WO WO 98/43071 10/1998

**OTHER PUBLICATIONS**

Nov. 8, 2018 Complaint for (1) Breach of Contract (2) Trade Secret Misappropriation (3) Breach of Fiduciary Duty and (4) Patent Infringement and Demand for Jury Trial, *Masimo Corporation and Cercacor Laboratories, Inc. v. True Wearables, Inc. and Marcelo Lamego*, Case No. 8:18-cv-2001.

(Continued)

*Primary Examiner* — Clayton E. LaBalle

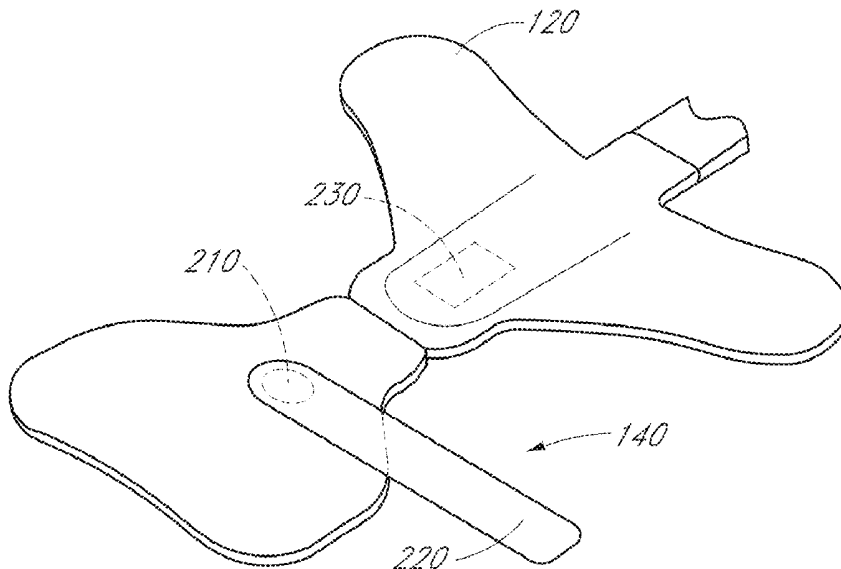
*Assistant Examiner* — Leon W Rhodes, Jr.

(74) *Attorney, Agent, or Firm* — Knobbe Martens Olson & Bear LLP

(57) **ABSTRACT**

A sensor cover according to embodiments of the disclosure is capable of being used with a non-invasive physiological sensor, such as a pulse oximetry sensor. Certain embodiments of the sensor cover reduce or eliminate false readings from the sensor when the sensor is not in use, for example, by blocking a light detecting component of a pulse oximeter sensor when the pulse oximeter sensor is active but not in use. Further, embodiments of the sensor cover can prevent damage to the sensor. Additionally, embodiments of the sensor cover prevent contamination of the sensor.

**13 Claims, 11 Drawing Sheets**



**Related U.S. Application Data**

continuation of application No. 14/512,945, filed on Oct. 13, 2014, now Pat. No. 9,295,421, which is a continuation of application No. 13/919,692, filed on Jun. 17, 2013, now Pat. No. 8,886,271, which is a continuation of application No. 12/844,720, filed on Jul. 27, 2010, now Pat. No. 8,473,020.

(60) Provisional application No. 61/229,682, filed on Jul. 29, 2009.

(51) **Int. Cl.**

*A61B 5/00* (2006.01)

*A61B 5/145* (2006.01)

(52) **U.S. Cl.**

CPC ..... *A61B 5/14532* (2013.01); *A61B 5/14546* (2013.01); *A61B 5/6816* (2013.01); *A61B 5/6819* (2013.01); *A61B 5/6826* (2013.01); *A61B 5/6829* (2013.01); *A61B 5/6838* (2013.01); *A61B 5/68335* (2017.08)

(56) **References Cited**

U.S. PATENT DOCUMENTS

4,964,408 A 10/1990 Hink et al.  
 4,972,829 A 11/1990 Knerr  
 5,041,187 A 8/1991 Hink et al.  
 5,069,213 A 12/1991 Polczynski  
 5,083,868 A \* 1/1992 Anderson ..... G01N 21/251  
 356/402  
 5,163,438 A 11/1992 Gordon et al.  
 5,319,355 A 6/1994 Russek  
 5,337,744 A 8/1994 Branigan  
 5,341,805 A 8/1994 Stavridi et al.  
 5,368,025 A 11/1994 Young et al.  
 D353,195 S 12/1994 Savage et al.  
 D353,196 S 12/1994 Savage et al.  
 5,377,676 A 1/1995 Vari et al.  
 D359,546 S 6/1995 Savage et al.  
 5,431,170 A 7/1995 Mathews  
 D361,840 S 8/1995 Savage et al.  
 D362,063 S 9/1995 Savage et al.  
 5,452,717 A 9/1995 Branigan et al.  
 D363,120 S 10/1995 Vari et al.  
 5,456,252 A 10/1995 Vari et al.  
 5,479,934 A 1/1996 Imran  
 5,482,036 A 1/1996 Diab et al.  
 5,490,505 A 2/1996 Diab et al.  
 5,490,523 A 2/1996 Isaacson et al.  
 5,494,043 A 2/1996 O'Sullivan et al.  
 5,533,511 A 7/1996 Kaspari et al.  
 5,534,851 A 7/1996 Russek  
 5,561,275 A 10/1996 Savage et al.  
 5,562,002 A 10/1996 Lalin  
 5,590,649 A 1/1997 Caro et al.  
 5,602,924 A 2/1997 Durand et al.  
 5,619,992 A 4/1997 Guthrie et al.  
 5,632,272 A 5/1997 Diab et al.  
 5,638,816 A 6/1997 Kiani-Azarbayjany et al.  
 5,638,818 A 6/1997 Diab et al.  
 5,645,440 A 7/1997 Tobler et al.  
 5,685,299 A 11/1997 Diab et al.  
 D393,830 S 4/1998 Tobler et al.  
 5,743,262 A 4/1998 Lepper, Jr. et al.  
 5,746,694 A 5/1998 Wilk et al.  
 5,758,644 A 6/1998 Diab et al.  
 5,760,910 A 6/1998 Lepper, Jr. et al.  
 5,769,785 A 6/1998 Diab et al.  
 5,782,757 A 7/1998 Diab et al.  
 5,785,659 A 7/1998 Caro et al.  
 5,791,347 A 8/1998 Flaherty et al.  
 5,797,841 A 8/1998 Delonzor et al.  
 5,810,734 A 9/1998 Caro et al.

5,823,950 A 10/1998 Diab et al.  
 5,830,131 A 11/1998 Caro et al.  
 5,833,618 A 11/1998 Caro et al.  
 5,860,919 A 1/1999 Kiani-Azarbayjany et al.  
 5,890,929 A 4/1999 Mills et al.  
 5,902,246 A 5/1999 McHenry et al.  
 5,904,654 A 5/1999 Wohltmann et al.  
 5,919,134 A 7/1999 Diab  
 5,934,925 A 8/1999 Tobler et al.  
 5,940,182 A 8/1999 Lepper, Jr. et al.  
 5,987,343 A 11/1999 Kinast  
 5,995,855 A 11/1999 Kiani et al.  
 5,997,343 A 12/1999 Mills et al.  
 6,002,952 A 12/1999 Diab et al.  
 6,011,986 A 1/2000 Diab et al.  
 6,027,452 A 2/2000 Flaherty et al.  
 6,036,642 A 3/2000 Diab et al.  
 6,045,502 A 4/2000 Eppstein et al.  
 6,045,509 A 4/2000 Caro et al.  
 6,067,462 A 5/2000 Diab et al.  
 6,081,735 A 6/2000 Diab et al.  
 6,088,607 A 7/2000 Diab et al.  
 6,110,522 A 8/2000 Lepper, Jr. et al.  
 6,124,597 A 9/2000 Shehada  
 6,128,521 A 10/2000 Marro et al.  
 6,129,675 A 10/2000 Jay  
 6,140,549 A 10/2000 Pompei, Jr.  
 6,144,868 A 11/2000 Parker  
 6,151,516 A 11/2000 Kiani-Azarbayjany et al.  
 6,152,754 A 11/2000 Gerhardt et al.  
 6,157,850 A 12/2000 Diab et al.  
 6,165,005 A 12/2000 Mills et al.  
 6,179,159 B1 1/2001 Gurley  
 6,184,521 B1 2/2001 Coffin, IV et al.  
 6,206,830 B1 3/2001 Diab et al.  
 6,229,856 B1 5/2001 Diab et al.  
 6,232,609 B1 5/2001 Snyder et al.  
 6,236,872 B1 5/2001 Diab et al.  
 6,241,683 B1 6/2001 Macklem et al.  
 6,253,097 B1 6/2001 Aronow et al.  
 6,256,523 B1 7/2001 Diab et al.  
 6,263,222 B1 7/2001 Diab et al.  
 6,270,460 B1 8/2001 McCartan et al.  
 6,278,522 B1 8/2001 Lepper, Jr. et al.  
 6,280,213 B1 8/2001 Tobler et al.  
 6,285,896 B1 9/2001 Tobler et al.  
 6,301,493 B1 10/2001 Marro et al.  
 6,308,089 B1 10/2001 von der Ruhr et al.  
 6,317,627 B1 11/2001 Ennen et al.  
 6,321,100 B1 11/2001 Parker  
 6,325,761 B1 12/2001 Jay  
 6,334,065 B1 12/2001 Al-Ali et al.  
 6,343,224 B1 1/2002 Parker  
 6,349,228 B1 2/2002 Kiani et al.  
 6,360,114 B1 3/2002 Diab et al.  
 6,368,283 B1 4/2002 Xu et al.  
 6,371,921 B1 4/2002 Caro et al.  
 6,377,829 B1 4/2002 Al-Ali  
 6,388,240 B2 5/2002 Schulz et al.  
 6,397,091 B2 5/2002 Diab et al.  
 6,430,437 B1 8/2002 Marro  
 6,430,525 B1 8/2002 Weber et al.  
 6,463,311 B1 10/2002 Diab  
 6,470,199 B1 10/2002 Kopotic et al.  
 6,501,975 B2 12/2002 Diab et al.  
 6,505,059 B1 1/2003 Kollias et al.  
 6,515,273 B2 2/2003 Al-Ali  
 6,519,487 B1 2/2003 Parker  
 6,525,386 B1 2/2003 Mills et al.  
 6,526,300 B1 2/2003 Kiani et al.  
 6,541,756 B2 4/2003 Schulz et al.  
 6,542,764 B1 4/2003 Al-Ali et al.  
 6,580,086 B1 6/2003 Schulz et al.  
 6,584,336 B1 6/2003 Ali et al.  
 6,595,316 B2 7/2003 Cybulski et al.  
 6,597,932 B2 7/2003 Tian et al.  
 6,597,933 B2 7/2003 Kiani et al.  
 6,606,511 B1 8/2003 Ali et al.  
 6,632,181 B2 10/2003 Flaherty et al.

(56)

## References Cited

## U.S. PATENT DOCUMENTS

6,639,668	B1	10/2003	Trepagnier	7,190,987	B2	3/2007	Lindekugel et al.
6,640,116	B2	10/2003	Diab	7,215,984	B2	5/2007	Diab
6,643,530	B2	11/2003	Diab et al.	7,215,986	B2	5/2007	Diab
6,650,917	B2	11/2003	Diab et al.	7,221,971	B2	5/2007	Diab
6,654,624	B2	11/2003	Diab et al.	7,225,006	B2	5/2007	Al-Ali et al.
6,658,276	B2	12/2003	Kiani et al.	7,225,007	B2	5/2007	Al-Ali
6,661,161	B1	12/2003	Lanzo et al.	RE39,672	E	6/2007	Shehada et al.
6,671,531	B2	12/2003	Al-Ali et al.	7,239,905	B2	7/2007	Kiani-Azarbayjany et al.
6,671,532	B1	12/2003	Fudge et al.	7,245,953	B1	7/2007	Parker
6,678,543	B2	1/2004	Diab et al.	7,254,429	B2	8/2007	Schurman et al.
6,684,090	B2	1/2004	Ali et al.	7,254,431	B2	8/2007	Al-Ali
6,684,091	B2	1/2004	Parker	7,254,433	B2	8/2007	Diab et al.
6,697,656	B1	2/2004	Al-Ali	7,254,434	B2	8/2007	Schulz et al.
6,697,657	B1	2/2004	Shehada et al.	7,272,425	B2	9/2007	Al-Ali
6,697,658	B2	2/2004	Al-Ali	7,274,955	B2	9/2007	Kiani et al.
RE38,476	E	3/2004	Diab et al.	D554,263	S	10/2007	Al-Ali
6,699,194	B1	3/2004	Diab et al.	7,280,858	B2	10/2007	Al-Ali et al.
6,714,804	B2	3/2004	Al-Ali et al.	7,289,835	B2	10/2007	Mansfield et al.
RE38,492	E	4/2004	Diab et al.	7,292,883	B2	11/2007	De Felice et al.
6,721,582	B2	4/2004	Trepagnier et al.	7,295,866	B2	11/2007	Al-Ali
6,721,585	B1	4/2004	Parker	7,328,053	B1	2/2008	Diab et al.
6,725,075	B2	4/2004	Al-Ali	7,332,784	B2	2/2008	Mills et al.
6,728,560	B2	4/2004	Kollias et al.	7,340,287	B2	3/2008	Mason et al.
6,735,459	B2	5/2004	Parker	7,341,559	B2	3/2008	Schulz et al.
6,745,060	B2	6/2004	Diab et al.	7,343,186	B2	3/2008	Lamego et al.
6,748,254	B2	6/2004	O'Neil et al.	D566,282	S	4/2008	Al-Ali et al.
6,760,607	B2	7/2004	Al-Ali	7,355,512	B1	4/2008	Al-Ali
6,770,028	B1	8/2004	Ali et al.	7,356,365	B2	4/2008	Schurman
6,771,994	B2	8/2004	Kiani et al.	7,371,981	B2	5/2008	Abdul-Hafiz
6,792,300	B1	9/2004	Diab et al.	7,373,193	B2	5/2008	Al-Ali et al.
6,813,511	B2	11/2004	Diab et al.	7,373,194	B2	5/2008	Weber et al.
6,816,741	B2	11/2004	Diab	7,376,453	B1	5/2008	Diab et al.
6,822,564	B2	11/2004	Al-Ali	7,377,794	B2	5/2008	Al Ali et al.
6,826,419	B2	11/2004	Diab et al.	7,377,899	B2	5/2008	Weber et al.
6,830,711	B2	12/2004	Mills et al.	7,383,070	B2	6/2008	Diab et al.
6,850,787	B2	2/2005	Weber et al.	7,386,334	B2	6/2008	DeLonzor et al.
6,850,788	B2	2/2005	Al-Ali	7,415,297	B2	8/2008	Al-Ali et al.
6,852,083	B2	2/2005	Caro et al.	7,428,432	B2	9/2008	Ali et al.
6,861,639	B2	3/2005	Al-Ali	7,438,683	B2	10/2008	Al-Ali et al.
6,882,873	B2	4/2005	Samuels et al.	7,440,787	B2	10/2008	Diab
6,898,452	B2	5/2005	Al-Ali et al.	7,454,240	B2	11/2008	Diab et al.
6,920,345	B2*	7/2005	Al-Ali ..... A61B 5/14552 600/344	7,467,002	B2	12/2008	Weber et al.
6,931,268	B1	8/2005	Kiani-Azarbayjany et al.	7,469,157	B2	12/2008	Diab et al.
6,934,570	B2	8/2005	Kiani et al.	7,471,969	B2	12/2008	Diab et al.
6,939,305	B2	9/2005	Flaherty et al.	7,471,971	B2	12/2008	Diab et al.
6,941,162	B2	9/2005	Fudge et al.	7,483,729	B2	1/2009	Al-Ali et al.
6,943,348	B1	9/2005	Coffin, IV	7,483,730	B2	1/2009	Diab et al.
6,950,687	B2	9/2005	Al-Ali	7,486,977	B2	2/2009	Sweitzer et al.
6,961,598	B2	11/2005	Diab	7,489,958	B2	2/2009	Diab et al.
6,970,792	B1	11/2005	Diab	7,496,391	B2	2/2009	Diab et al.
6,979,812	B2	12/2005	Al-Ali	7,496,393	B2	2/2009	Diab et al.
6,985,764	B2	1/2006	Mason et al.	D587,657	S	3/2009	Al-Ali et al.
6,993,371	B2	1/2006	Kiani et al.	7,499,741	B2	3/2009	Diab et al.
6,996,427	B2	2/2006	Ali et al.	7,499,835	B2	3/2009	Weber et al.
6,999,904	B2	2/2006	Weber et al.	7,500,950	B2	3/2009	Al-Ali et al.
7,003,338	B2	2/2006	Weber et al.	7,509,154	B2	3/2009	Diab et al.
7,003,339	B2	2/2006	Diab et al.	7,509,494	B2	3/2009	Al-Ali
7,015,451	B2	3/2006	Dalke et al.	7,510,849	B2	3/2009	Schurman et al.
7,024,233	B2	4/2006	Ali et al.	7,526,328	B2	4/2009	Diab et al.
7,027,849	B2	4/2006	Al-Ali	7,530,942	B1	5/2009	Diab
7,030,749	B2	4/2006	Al-Ali	7,530,949	B2	5/2009	Al Ali et al.
7,039,449	B2	5/2006	Al-Ali	7,530,955	B2	5/2009	Diab et al.
7,041,060	B2	5/2006	Flaherty et al.	7,563,110	B2	7/2009	Al-Ali et al.
7,044,918	B2	5/2006	Diab	7,574,245	B2	8/2009	Arizaga Ballesteros
7,048,687	B1	5/2006	Reuss et al.	7,596,398	B2	9/2009	Al-Ali et al.
7,067,893	B2	6/2006	Mills et al.	7,618,375	B2	11/2009	Flaherty
7,096,052	B2	8/2006	Mason et al.	D606,659	S	12/2009	Kiani et al.
7,096,054	B2	8/2006	Abdul-Hafiz et al.	7,647,083	B2	1/2010	Al-Ali et al.
7,132,641	B2	11/2006	Schulz et al.	D609,193	S	2/2010	Al-Ali et al.
7,142,901	B2	11/2006	Kiani et al.	D614,305	S	4/2010	Al-Ali et al.
7,149,561	B2	12/2006	Diab	RE41,317	E	5/2010	Parker
7,186,966	B2	3/2007	Al-Ali	7,729,733	B2	6/2010	Al-Ali et al.
7,190,261	B2	3/2007	Al-Ali	7,734,320	B2	6/2010	Al-Ali
7,190,986	B1	3/2007	Hannula et al.	7,761,127	B2	7/2010	Al-Ali et al.
				7,761,128	B2	7/2010	Al-Ali et al.
				7,764,982	B2	7/2010	Dalke et al.
				D621,516	S	8/2010	Kiani et al.
				7,791,155	B2	9/2010	Diab
				7,801,581	B2	9/2010	Diab

(56)

## References Cited

## U.S. PATENT DOCUMENTS

7,822,452 B2	10/2010	Schurman et al.	8,306,596 B2	11/2012	Schurman et al.
RE41,912 E	11/2010	Parker	8,310,336 B2	11/2012	Muhsin et al.
7,844,313 B2	11/2010	Kiani et al.	8,315,683 B2	11/2012	Al-Ali et al.
7,844,314 B2	11/2010	Al-Ali	RE43,860 E	12/2012	Parker
7,844,315 B2	11/2010	Al-Ali	8,337,403 B2	12/2012	Al-Ali et al.
7,865,222 B2	1/2011	Weber et al.	8,346,328 B2 *	1/2013	Mannheimer ..... A61B 5/6843 600/310
7,873,497 B2	1/2011	Weber et al.	8,346,330 B2	1/2013	Lamego
7,880,606 B2	2/2011	Al-Ali	8,353,842 B2	1/2013	Al-Ali et al.
7,880,626 B2	2/2011	Al-Ali et al.	8,355,766 B2	1/2013	MacNeish, III et al.
7,891,355 B2	2/2011	Al-Ali et al.	8,359,080 B2	1/2013	Diab et al.
7,894,868 B2	2/2011	Al-Ali et al.	8,364,223 B2	1/2013	Al-Ali et al.
7,899,507 B2	3/2011	Al-Ali et al.	8,364,226 B2	1/2013	Diab et al.
7,899,518 B2	3/2011	Trepagnier et al.	8,374,665 B2	2/2013	Lamego
7,904,132 B2	3/2011	Weber et al.	8,385,995 B2	2/2013	Al-Ali et al.
7,909,772 B2	3/2011	Popov et al.	8,385,996 B2	2/2013	Smith et al.
7,910,875 B2	3/2011	Al-Ali	8,388,353 B2	3/2013	Kiani
7,919,713 B2	4/2011	Al-Ali et al.	8,399,822 B2	3/2013	Al-Ali
7,937,128 B2	5/2011	Al-Ali	8,401,602 B2	3/2013	Kiani
7,937,129 B2	5/2011	Mason et al.	8,405,608 B2	3/2013	Al-Ali et al.
7,937,130 B2	5/2011	Diab et al.	8,414,499 B2	4/2013	Al-Ali et al.
7,941,199 B2	5/2011	Kiani	8,418,524 B2	4/2013	Al-Ali
7,951,086 B2	5/2011	Flaherty et al.	8,423,106 B2	4/2013	Lamego et al.
7,957,780 B2	6/2011	Lamego et al.	8,428,967 B2	4/2013	Olsen et al.
7,962,188 B2	6/2011	Kiani et al.	8,430,817 B1	4/2013	Al-Ali et al.
7,962,190 B1	6/2011	Diab et al.	8,437,825 B2	5/2013	Dalvi et al.
7,976,472 B2	7/2011	Kiani	8,455,290 B2	6/2013	Siskavich
7,988,637 B2	8/2011	Diab	8,457,703 B2	6/2013	Al-Ali
7,990,382 B2	8/2011	Kiani	8,457,707 B2	6/2013	Kiani
7,991,446 B2	8/2011	Ali et al.	8,463,349 B2	6/2013	Diab et al.
8,000,761 B2	8/2011	Al-Ali	8,466,286 B2	6/2013	Bellot et al.
8,008,088 B2	8/2011	Bellott et al.	8,471,713 B2	6/2013	Poeze et al.
RE42,753 E	9/2011	Kiani-Azarbayjany et al.	8,473,020 B2	6/2013	Kiani et al.
8,019,400 B2	9/2011	Diab et al.	8,483,787 B2	7/2013	Al-Ali et al.
8,028,701 B2	10/2011	Al-Ali et al.	8,489,364 B2	7/2013	Weber et al.
8,029,765 B2	10/2011	Bellott et al.	8,498,684 B2	7/2013	Weber et al.
8,036,727 B2	10/2011	Schurman et al.	8,504,128 B2	8/2013	Blank et al.
8,036,728 B2	10/2011	Diab et al.	8,509,867 B2	8/2013	Workman et al.
8,046,040 B2	10/2011	Ali et al.	8,515,509 B2	8/2013	Bruinsma et al.
8,046,041 B2	10/2011	Diab et al.	8,523,781 B2	9/2013	Al-Ali
8,046,042 B2	10/2011	Diab et al.	8,529,301 B2	9/2013	Al-Ali et al.
8,048,040 B2	11/2011	Kiani	8,532,727 B2	9/2013	Ali et al.
8,050,728 B2	11/2011	Al-Ali et al.	8,532,728 B2	9/2013	Diab et al.
RE43,169 E	2/2012	Parker	D692,145 S	10/2013	Al-Ali et al.
8,118,620 B2	2/2012	Al-Ali et al.	8,547,209 B2	10/2013	Kiani et al.
8,126,528 B2	2/2012	Diab et al.	8,548,548 B2	10/2013	Al-Ali
8,128,572 B2	3/2012	Diab et al.	8,548,549 B2	10/2013	Schurman et al.
8,130,105 B2	3/2012	Al-Ali et al.	8,548,550 B2	10/2013	Al-Ali et al.
8,145,287 B2	3/2012	Diab et al.	8,560,032 B2	10/2013	Al-Ali et al.
8,150,487 B2	4/2012	Diab et al.	8,560,034 B1	10/2013	Diab et al.
8,175,672 B2	5/2012	Parker	8,570,167 B2	10/2013	Al-Ali
8,180,420 B2	5/2012	Diab et al.	8,570,503 B2	10/2013	Vo et al.
8,182,443 B1	5/2012	Kiani	8,571,617 B2	10/2013	Reichgott et al.
8,182,487 B2 *	5/2012	Milijasevic ..... A61F 2/4611 606/86 A	8,571,618 B1	10/2013	Lamego et al.
8,185,180 B2	5/2012	Diab et al.	8,571,619 B2	10/2013	Al-Ali et al.
8,188,433 B2	5/2012	Gonopolskiy et al.	8,577,431 B2	11/2013	Lamego et al.
8,190,223 B2	5/2012	Al-Ali et al.	8,581,732 B2	11/2013	Al-Ali et al.
8,190,227 B2	5/2012	Diab et al.	8,584,345 B2	11/2013	Al-Ali et al.
8,203,438 B2	6/2012	Kiani et al.	8,588,880 B2	11/2013	Abdul-Hafiz et al.
8,203,704 B2	6/2012	Merritt et al.	8,600,467 B2	12/2013	Al-Ali et al.
8,204,566 B2	6/2012	Schurman et al.	8,606,342 B2	12/2013	Diab
8,219,172 B2	7/2012	Schurman et al.	8,626,255 B2	1/2014	Al-Ali et al.
8,224,411 B2	7/2012	Al-Ali et al.	8,630,691 B2	1/2014	Lamego et al.
8,228,181 B2	7/2012	Al-Ali	8,634,889 B2	1/2014	Al-Ali et al.
8,229,533 B2	7/2012	Diab et al.	8,641,631 B2	2/2014	Sierra et al.
8,233,955 B2	7/2012	Al-Ali et al.	8,652,060 B2	2/2014	Al-Ali
8,244,325 B2	8/2012	Al-Ali et al.	8,663,107 B2	3/2014	Kiani
8,255,026 B1	8/2012	Al-Ali	8,666,468 B1	3/2014	Al-Ali
8,255,027 B2	8/2012	Al-Ali et al.	8,667,967 B2	3/2014	Al-Ali et al.
8,255,028 B2	8/2012	Al-Ali et al.	8,670,811 B2	3/2014	O'Reilly
8,260,577 B2	9/2012	Weber et al.	8,670,814 B2	3/2014	Diab et al.
8,265,723 B1	9/2012	McHale et al.	8,676,286 B2	3/2014	Weber et al.
8,274,360 B2	9/2012	Sampath et al.	8,682,407 B2	3/2014	Al-Ali
8,280,473 B2	10/2012	Al-Ali	RE44,823 E	4/2014	Parker
8,301,217 B2	10/2012	Al-Ali et al.	RE44,875 E	4/2014	Kiani et al.
			8,690,799 B2	4/2014	Telfort et al.
			8,700,112 B2	4/2014	Kiani
			8,702,627 B2	4/2014	Telfort et al.
			8,706,179 B2	4/2014	Parker

(56)

References Cited

U.S. PATENT DOCUMENTS

8,712,494	B1	4/2014	MacNeish, III et al.	9,131,883	B2	9/2015	Al-Ali
8,715,206	B2	5/2014	Telfort et al.	9,131,917	B2	9/2015	Telfort et al.
8,718,735	B2	5/2014	Lamego et al.	9,138,180	B1	9/2015	Coverston et al.
8,718,737	B2	5/2014	Diab et al.	9,138,182	B2	9/2015	Al-Ali et al.
8,718,738	B2	5/2014	Blank et al.	9,138,192	B2	9/2015	Weber et al.
8,720,249	B2	5/2014	Al-Ali	9,142,117	B2	9/2015	Muhsin et al.
8,721,541	B2	5/2014	Al-Ali et al.	9,153,112	B1	10/2015	Kiani et al.
8,721,542	B2	5/2014	Al-Ali et al.	9,153,121	B2	10/2015	Kiani et al.
8,723,677	B1	5/2014	Kiani	9,161,696	B2	10/2015	Al-Ali et al.
8,740,792	B1	6/2014	Kiani et al.	9,161,713	B2	10/2015	Al-Ali et al.
8,754,776	B2	6/2014	Poeze et al.	9,167,995	B2	10/2015	Lamego et al.
8,755,535	B2	6/2014	Telfort et al.	9,176,141	B2	11/2015	Al-Ali et al.
8,755,856	B2	6/2014	Diab et al.	9,186,102	B2	11/2015	Bruinsma et al.
8,755,872	B1	6/2014	Marinow	9,192,312	B2	11/2015	Al-Ali
8,761,850	B2	6/2014	Lamego	9,192,329	B2	11/2015	Al-Ali
8,764,671	B2	7/2014	Kiani	9,192,351	B1	11/2015	Telfort et al.
8,768,423	B2	7/2014	Shakespeare et al.	9,195,385	B2	11/2015	Al-Ali et al.
8,771,204	B2	7/2014	Telfort et al.	9,211,072	B2	12/2015	Kiani
8,777,634	B2	7/2014	Kiani et al.	9,211,095	B1	12/2015	Al-Ali
8,781,543	B2	7/2014	Diab et al.	9,218,454	B2	12/2015	Kiani et al.
8,781,544	B2	7/2014	Al-Ali et al.	9,226,696	B2	1/2016	Kiani
8,781,549	B2	7/2014	Al-Ali et al.	9,241,662	B2	1/2016	Al-Ali et al.
8,788,003	B2	7/2014	Schurman et al.	9,245,668	B1	1/2016	Vo et al.
8,790,268	B2	7/2014	Al-Ali	9,259,185	B2	2/2016	Abdul-Hafiz et al.
8,801,613	B2	8/2014	Al-Ali et al.	9,267,572	B2	2/2016	Barker et al.
8,821,397	B2	9/2014	Al-Ali et al.	9,277,880	B2	3/2016	Poeze et al.
8,821,415	B2	9/2014	Al-Ali et al.	9,289,167	B2	3/2016	Diab et al.
8,830,449	B1	9/2014	Lamego et al.	9,295,421	B2 *	3/2016	Kiani ..... A61B 5/14552
8,831,700	B2	9/2014	Schurman et al.	9,307,928	B1	4/2016	Al-Ali et al.
8,840,549	B2	9/2014	Al-Ali et al.	9,323,894	B2	4/2016	Kiani
8,847,740	B2	9/2014	Kiani et al.	D755,392	S	5/2016	Hwang et al.
8,849,365	B2	9/2014	Smith et al.	9,326,712	B1	5/2016	Kiani
8,852,094	B2	10/2014	Al-Ali et al.	9,333,316	B2	5/2016	Kiani
8,852,994	B2	10/2014	Wojtczuk et al.	9,339,220	B2	5/2016	Lamego et al.
8,868,147	B2	10/2014	Stippick et al.	9,341,565	B2	5/2016	Lamego et al.
8,868,150	B2	10/2014	Al-Ali et al.	9,351,673	B2	5/2016	Diab et al.
8,870,792	B2	10/2014	Al-Ali et al.	9,351,675	B2	5/2016	Al-Ali et al.
8,886,271	B2 *	11/2014	Kiani ..... A61B 5/14552 600/344	9,364,181	B2	6/2016	Kiani et al.
8,888,539	B2	11/2014	Al-Ali et al.	9,368,671	B2	6/2016	Wojtczuk et al.
8,888,708	B2	11/2014	Diab et al.	9,370,325	B2	6/2016	Al-Ali et al.
8,892,180	B2	11/2014	Weber et al.	9,370,326	B2	6/2016	McHale et al.
8,897,847	B2	11/2014	Al-Ali	9,370,335	B2	6/2016	Al-Ali et al.
8,909,310	B2	12/2014	Lamego et al.	9,375,185	B2	6/2016	Ali et al.
8,911,377	B2	12/2014	Al-Ali	9,386,953	B2	7/2016	Al-Ali
8,912,909	B2	12/2014	Al-Ali et al.	9,386,961	B2	7/2016	Al-Ali et al.
8,920,317	B2	12/2014	Al-Ali et al.	9,392,945	B2	7/2016	Al-Ali et al.
8,921,699	B2	12/2014	Al-Ali et al.	9,397,448	B2	7/2016	Al-Ali et al.
8,922,382	B2	12/2014	Al-Ali et al.	9,408,542	B1	8/2016	Kinast et al.
8,929,964	B2	1/2015	Al-Ali et al.	9,436,645	B2	9/2016	Al-Ali et al.
8,942,777	B2	1/2015	Diab et al.	9,445,759	B1	9/2016	Lamego et al.
8,948,834	B2	2/2015	Diab et al.	9,466,919	B2	10/2016	Kiani et al.
8,948,835	B2	2/2015	Diab	9,474,474	B2	10/2016	Lamego et al.
8,965,471	B2	2/2015	Lamego	9,480,422	B2	11/2016	Al-Ali
8,983,564	B2	3/2015	Al-Ali	9,480,435	B2	11/2016	Olsen
8,989,831	B2	3/2015	Al-Ali et al.	9,492,110	B2	11/2016	Al-Ali et al.
8,996,085	B2	3/2015	Kiani et al.	9,510,779	B2	12/2016	Poeze et al.
8,998,809	B2	4/2015	Kiani	9,517,024	B2	12/2016	Kiani et al.
9,028,429	B2	5/2015	Telfort et al.	9,532,722	B2	1/2017	Lamego et al.
9,037,207	B2	5/2015	Al-Ali et al.	9,538,949	B2	1/2017	Al-Ali et al.
9,060,721	B2	6/2015	Reichgott et al.	9,538,980	B2	1/2017	Telfort et al.
9,066,666	B2	6/2015	Kiani	9,549,696	B2	1/2017	Lamego et al.
9,066,680	B1	6/2015	Al-Ali et al.	9,554,737	B2	1/2017	Schurman et al.
9,072,474	B2	7/2015	Al-Ali et al.	9,560,996	B2	2/2017	Kiani
9,078,560	B2	7/2015	Schurman et al.	9,560,998	B2	2/2017	Al-Ali et al.
9,084,569	B2	7/2015	Weber et al.	9,566,019	B2	2/2017	Al-Ali et al.
9,095,316	B2	8/2015	Welch et al.	9,579,039	B2	2/2017	Jansen et al.
9,106,038	B2	8/2015	Telfort et al.	9,591,975	B2	3/2017	Dalvi et al.
9,107,625	B2	8/2015	Telfort et al.	9,622,692	B2	4/2017	Lamego et al.
9,107,626	B2	8/2015	Al-Ali et al.	9,622,693	B2	4/2017	Diab
9,113,831	B2	8/2015	Al-Ali	D788,312	S	5/2017	Al-Ali et al.
9,113,832	B2	8/2015	Al-Ali	9,636,055	B2	5/2017	Al-Ali et al.
9,119,595	B2	9/2015	Lamego	9,636,056	B2	5/2017	Al-Ali
9,131,881	B2	9/2015	Diab et al.	9,649,054	B2	5/2017	Lamego et al.
9,131,882	B2	9/2015	Al-Ali et al.	9,662,052	B2	5/2017	Al-Ali et al.
				9,668,679	B2	6/2017	Schurman et al.
				9,668,680	B2	6/2017	Bruinsma et al.
				9,668,703	B2	6/2017	Al-Ali
				9,675,286	B2	6/2017	Diab
				9,687,160	B2	6/2017	Kiani

(56)

References Cited

U.S. PATENT DOCUMENTS

			10,194,848 B1	2/2019	Kiani et al.
			2006/0094943 A1	5/2006	Van Slyke
			2006/0161054 A1	7/2006	Reuss et al.
			2007/0073121 A1	3/2007	Hoarau et al.
			2007/0282478 A1	12/2007	Al-Ali et al.
			2009/0247984 A1	10/2009	Lamego et al.
			2009/0275813 A1	11/2009	Davis
			2009/0275844 A1	11/2009	Al-Ali
			2010/0004518 A1	1/2010	Vo et al.
			2010/0030040 A1	2/2010	Poeze et al.
			2010/0249502 A1 *	9/2010	Karasawa ..... A61B 1/0008 600/109
			2011/0082711 A1	4/2011	Poeze et al.
			2011/0125060 A1	5/2011	Telfort et al.
			2011/0208015 A1	8/2011	Welch et al.
			2011/0230733 A1	9/2011	Al-Ali
			2012/0165629 A1	6/2012	Merritt et al.
			2012/0209082 A1	8/2012	Al-Ali
			2012/0209084 A1	8/2012	Olsen et al.
			2012/0283524 A1	11/2012	Kiani et al.
			2013/0023775 A1	1/2013	Lamego et al.
			2013/0041591 A1	2/2013	Lamego
			2013/0060147 A1	3/2013	Welch et al.
			2013/0096405 A1	4/2013	Garfio
			2013/0096936 A1	4/2013	Sampath et al.
			2013/0243021 A1	9/2013	Siskavich
			2013/0253334 A1	9/2013	Al-Ali et al.
			2013/0296672 A1	11/2013	O'Neil et al.
			2013/0296713 A1	11/2013	Al-Ali et al.
			2013/0324808 A1	12/2013	Al-Ali et al.
			2013/0331660 A1	12/2013	Al-Ali et al.
			2014/0012100 A1	1/2014	Al-Ali et al.
			2014/0051953 A1	2/2014	Lamego et al.
			2014/0120564 A1	5/2014	Workman et al.
			2014/0121482 A1	5/2014	Merritt et al.
			2014/0127137 A1	5/2014	Bellott et al.
			2014/0163344 A1	6/2014	Al-Ali
			2014/0166076 A1	6/2014	Kiani et al.
			2014/0171763 A1	6/2014	Diab
			2014/0180038 A1	6/2014	Kiani
			2014/0180154 A1	6/2014	Sierra et al.
			2014/0180160 A1	6/2014	Brown et al.
			2014/0187973 A1	7/2014	Brown et al.
			2014/0213864 A1	7/2014	Abdul-Hafiz et al.
			2014/0275835 A1	9/2014	Lamego et al.
			2014/0275871 A1	9/2014	Lamego et al.
			2014/0275872 A1	9/2014	Merritt et al.
			2014/0288400 A1	9/2014	Diab et al.
			2014/0316217 A1	10/2014	Purdon et al.
			2014/0316218 A1	10/2014	Purdon et al.
			2014/0316228 A1	10/2014	Blank et al.
			2014/0323825 A1	10/2014	Al-Ali et al.
			2014/0323897 A1	10/2014	Brown et al.
			2014/0323898 A1	10/2014	Purdon et al.
			2014/0330092 A1	11/2014	Al-Ali et al.
			2014/0330098 A1	11/2014	Merritt et al.
			2014/0357966 A1	12/2014	Al-Ali et al.
			2015/0005600 A1	1/2015	Blank et al.
			2015/0011907 A1	1/2015	Purdon et al.
			2015/0032029 A1	1/2015	Al-Ali et al.
			2015/0038859 A1	2/2015	Dalvi et al.
			2015/0080754 A1	3/2015	Purdon et al.
			2015/0087936 A1	3/2015	Al-Ali et al.
			2015/0094546 A1	4/2015	Al-Ali
			2015/0099950 A1	4/2015	Al-Ali et al.
			2015/0101844 A1	4/2015	Al-Ali et al.
			2015/0106121 A1	4/2015	Muhsin et al.
			2015/0112151 A1	4/2015	Muhsin et al.
			2015/0165312 A1	6/2015	Kiani
			2015/0182154 A1	7/2015	Kiani et al.
			2015/0196249 A1	7/2015	Brown et al.
			2015/0216459 A1	8/2015	Al-Ali et al.
			2015/0238722 A1	8/2015	Al-Ali
			2015/0245773 A1	9/2015	Lamego et al.
			2015/0245794 A1	9/2015	Al-Ali
			2015/0257689 A1	9/2015	Al-Ali et al.
			2015/0272514 A1	10/2015	Kiani et al.
			2015/0351697 A1	12/2015	Weber et al.
			2015/0359429 A1	12/2015	Al-Ali et al.
9,693,719 B2	7/2017	Al-Ali et al.			
9,693,737 B2	7/2017	Al-Ali			
9,697,928 B2	7/2017	Al-Ali et al.			
9,717,425 B2	8/2017	Kiani et al.			
9,717,458 B2	8/2017	Lamego et al.			
9,724,016 B1	8/2017	Al-Ali et al.			
9,724,024 B2	8/2017	Al-Ali			
9,724,025 B1	8/2017	Kiani et al.			
9,730,640 B2	8/2017	Diab et al.			
9,743,887 B2	8/2017	Al-Ali et al.			
9,749,232 B2	8/2017	Sampath et al.			
9,750,442 B2	9/2017	Olsen			
9,750,443 B2	9/2017	Smith et al.			
9,750,461 B1	9/2017	Telfort			
9,775,545 B2	10/2017	Al-Ali et al.			
9,775,546 B2	10/2017	Diab et al.			
9,775,570 B2	10/2017	Al-Ali			
9,778,079 B1	10/2017	Al-Ali et al.			
9,782,077 B2	10/2017	Lamego et al.			
9,782,110 B2	10/2017	Kiani			
9,787,568 B2	10/2017	Lamego et al.			
9,788,735 B2	10/2017	Al-Ali			
9,788,768 B2	10/2017	Al-Ali et al.			
9,795,300 B2	10/2017	Al-Ali			
9,795,310 B2	10/2017	Al-Ali			
9,795,358 B2	10/2017	Telfort et al.			
9,795,739 B2	10/2017	Al-Ali et al.			
9,801,556 B2	10/2017	Kiani			
9,801,588 B2	10/2017	Weber et al.			
9,808,188 B1	11/2017	Perea et al.			
9,814,418 B2	11/2017	Weber et al.			
9,820,691 B2	11/2017	Kiani			
9,833,152 B2	12/2017	Kiani et al.			
9,833,180 B2	12/2017	Shakespeare et al.			
9,839,379 B2	12/2017	Al-Ali et al.			
9,839,381 B1	12/2017	Weber et al.			
9,847,002 B2	12/2017	Kiani et al.			
9,847,749 B2	12/2017	Kiani et al.			
9,848,800 B1	12/2017	Lee et al.			
9,848,806 B2	12/2017	Al-Ali et al.			
9,848,807 B2	12/2017	Lamego			
9,861,298 B2	1/2018	Eckerbom et al.			
9,861,304 B2	1/2018	Al-Ali et al.			
9,861,305 B1	1/2018	Weber et al.			
9,867,578 B2	1/2018	Al-Ali et al.			
9,872,623 B2	1/2018	Al-Ali			
9,876,320 B2	1/2018	Coverston et al.			
9,877,650 B2	1/2018	Muhsin et al.			
9,877,686 B2	1/2018	Al-Ali et al.			
9,891,079 B2	2/2018	Dalvi			
9,895,107 B2	2/2018	Al-Ali et al.			
9,913,617 B2	3/2018	Al-Ali et al.			
9,924,893 B2	3/2018	Schurman et al.			
9,924,897 B1	3/2018	Abdul-Hafiz			
9,936,917 B2	4/2018	Poeze et al.			
9,943,269 B2	4/2018	Muhsin et al.			
9,949,676 B2	4/2018	Al-Ali			
9,955,937 B2	5/2018	Telfort			
9,965,946 B2	5/2018	Al-Ali			
9,980,667 B2	5/2018	Kiani et al.			
D820,865 S	6/2018	Muhsin et al.			
9,986,919 B2	6/2018	Lamego et al.			
9,986,952 B2	6/2018	Dalvi et al.			
9,989,560 B2	6/2018	Poeze et al.			
9,993,207 B2	6/2018	Al-Ali et al.			
10,007,758 B2	6/2018	Al-Ali et al.			
D822,215 S	7/2018	Al-Ali et al.			
D822,216 S	7/2018	Barker et al.			
10,010,276 B2	7/2018	Al-Ali et al.			
10,032,002 B2	7/2018	Kiani et al.			
10,039,482 B2	8/2018	Al-Ali et al.			
10,052,037 B2	8/2018	Kinast et al.			
10,058,275 B2	8/2018	Al-Ali et al.			
10,064,562 B2	9/2018	Al-Ali			
10,188,331 B1	1/2019	Kiani et al.			

(56)

## References Cited

## U.S. PATENT DOCUMENTS

- 2015/0366507 A1 12/2015 Blank  
 2016/0029932 A1 2/2016 Al-Ali  
 2016/0058347 A1 3/2016 Reichgott et al.  
 2016/0066824 A1 3/2016 Al-Ali et al.  
 2016/0081552 A1 3/2016 Wojtczuk et al.  
 2016/0095543 A1 4/2016 Telfort et al.  
 2016/0095548 A1 4/2016 Al-Ali et al.  
 2016/0103598 A1 4/2016 Al-Ali et al.  
 2016/0166182 A1 6/2016 Al-Ali et al.  
 2016/0166183 A1 6/2016 Poeze et al.  
 2016/0196388 A1 7/2016 Lamego  
 2016/0197436 A1 7/2016 Barker et al.  
 2016/0213281 A1 7/2016 Eckerbom et al.  
 2016/0228043 A1 8/2016 O'Neil et al.  
 2016/0233632 A1 8/2016 Scruggs et al.  
 2016/0234944 A1 8/2016 Schmidt et al.  
 2016/0270735 A1 9/2016 Diab et al.  
 2016/0283665 A1 9/2016 Sampath et al.  
 2016/0287090 A1 10/2016 Al-Ali et al.  
 2016/0287786 A1 10/2016 Kiani  
 2016/0296169 A1 10/2016 McHale et al.  
 2016/0310052 A1 10/2016 Al-Ali et al.  
 2016/0314260 A1 10/2016 Kiani  
 2016/0324488 A1 11/2016 Olsen  
 2016/0327984 A1 11/2016 Al-Ali et al.  
 2016/0331332 A1 11/2016 Al-Ali  
 2016/0367173 A1 12/2016 Dalvi et al.  
 2017/0000394 A1 1/2017 Al-Ali et al.  
 2017/0007134 A1 1/2017 Al-Ali et al.  
 2017/0007198 A1 1/2017 Al-Ali et al.  
 2017/0014083 A1 1/2017 Diab et al.  
 2017/0014084 A1 1/2017 Al-Ali et al.  
 2017/0042488 A1 2/2017 Muhsin  
 2017/0055851 A1 3/2017 Al-Ali  
 2017/0055882 A1 3/2017 Al-Ali et al.  
 2017/0055887 A1 3/2017 Al-Ali  
 2017/0055896 A1 3/2017 Al-Ali et al.  
 2017/0079594 A1 3/2017 Telfort et al.  
 2017/0086723 A1 3/2017 Al-Ali et al.  
 2017/0143281 A1 5/2017 Olsen  
 2017/0147774 A1 5/2017 Kiani  
 2017/0156620 A1 6/2017 Al-Ali et al.  
 2017/0173632 A1 6/2017 Al-Ali  
 2017/0187146 A1 6/2017 Kiani et al.  
 2017/0188919 A1 7/2017 Al-Ali et al.  
 2017/0196464 A1 7/2017 Jansen et al.  
 2017/0196470 A1 7/2017 Lamego et al.  
 2017/0224262 A1 8/2017 Al-Ali  
 2017/0228516 A1 8/2017 Sampath et al.  
 2017/0245790 A1 8/2017 Al-Ali et al.  
 2017/0251974 A1 9/2017 Shreim et al.  
 2017/0251975 A1 9/2017 Shreim et al.  
 2017/0258403 A1 9/2017 Abdul-Hafiz et al.  
 2017/0311851 A1 11/2017 Schurman et al.  
 2017/0311891 A1 11/2017 Kiani et al.  
 2017/0325728 A1 11/2017 Al-Ali et al.  
 2017/0332976 A1 11/2017 Al-Ali et al.  
 2017/0340293 A1 11/2017 Al-Ali et al.  
 2017/0360310 A1 12/2017 Kiani et al.  
 2017/0367632 A1 12/2017 Al-Ali et al.  
 2018/0008146 A1 1/2018 Al-Ali et al.  
 2018/0014752 A1 1/2018 Al-Ali et al.  
 2018/0028124 A1 2/2018 Al-Ali et al.  
 2018/0055385 A1 3/2018 Al-Ali  
 2018/0055390 A1 3/2018 Kiani et al.  
 2018/0055430 A1 3/2018 Diab et al.  
 2018/0064381 A1 3/2018 Shakespeare et al.  
 2018/0069776 A1 3/2018 Lamego et al.  
 2018/0082767 A1 3/2018 Al-Ali et al.  
 2018/0085068 A1 3/2018 Telfort  
 2018/0087937 A1 3/2018 Al-Ali et al.  
 2018/0103874 A1 4/2018 Lee et al.  
 2018/0103905 A1 4/2018 Kiani  
 2018/0110478 A1 4/2018 Al-Ali  
 2018/0116575 A1 5/2018 Perea et al.  
 2018/0125368 A1 5/2018 Lamego et al.  
 2018/0125430 A1 5/2018 Al-Ali et al.  
 2018/0125445 A1 5/2018 Telfort et al.  
 2018/0130325 A1 5/2018 Kiani et al.  
 2018/0132769 A1 5/2018 Weber et al.  
 2018/0132770 A1 5/2018 Lamego  
 2018/0146901 A1 5/2018 Al-Ali et al.  
 2018/0146902 A1 5/2018 Kiani et al.  
 2018/0153442 A1 6/2018 Eckerbom et al.  
 2018/0153447 A1 6/2018 Al-Ali et al.  
 2018/0153448 A1 6/2018 Weber et al.  
 2018/0161499 A1 6/2018 Al-Ali et al.  
 2018/0168491 A1 6/2018 Al-Ali et al.  
 2018/0174679 A1 6/2018 Sampath et al.  
 2018/0174680 A1 6/2018 Sampath et al.  
 2018/0182484 A1 6/2018 Sampath et al.  
 2018/0184917 A1 7/2018 Kiani  
 2018/0192953 A1 7/2018 Shreim et al.  
 2018/0192955 A1 7/2018 Al-Ali et al.  
 2018/0199871 A1 7/2018 Pauley et al.  
 2018/0206795 A1 7/2018 Al-Ali  
 2018/0206815 A1 7/2018 Telfort  
 2018/0213583 A1 7/2018 Al-Ali  
 2018/0214031 A1 8/2018 Kiani et al.  
 2018/0214090 A1 8/2018 Al-Ali et al.  
 2018/0218792 A1 8/2018 Muhsin et al.  
 2018/0225960 A1 8/2018 Al-Ali et al.  
 2018/0238718 A1 8/2018 Dalvi  
 2018/0242853 A1 8/2018 Al-Ali  
 2018/0242921 A1 8/2018 Muhsin et al.  
 2018/0242926 A1 8/2018 Muhsin et al.  
 2018/0247353 A1 8/2018 Al-Ali et al.  
 2018/0247712 A1 8/2018 Muhsin et al.

## OTHER PUBLICATIONS

May 15, 2019 Defendants True Wearables, Inc.'s and Marcelo Lamego's Preliminary Invalidation Contentions, *Masimo Corporation and Cercacor Laboratories, Inc. v. True Wearables, Inc. and Marcelo Lamego*, Case No. 8:18-cv-2001-JVS-JDE.

New, William, Jr., "Continuous Non-Invasive Measurement of Arterial Oxygen", *Journal of Japan Society for Clinical Anesthesia*, vol. 6, No. 6, pp. 460-468 (Dec. 15, 1986).

Nov. 8, 2018 Complaint for (1) Breach of Contract (2) Trade Secret Misappropriation (3) Breach of Fiduciary Duty and (4) Patent Infringement and Demand for Jury Trial, *Masimo Corporation and Cercacor Laboratories, Inc. v. True Wearables, Inc. and Marcelo Lamego*, Case No. 8:18-cv-02001, 46 pages.

Dec. 3, 2018 Defendants True Wearables, Inc. and Marcelo Lamego's Answer and Counterclaims to Plaintiffs Masimo Corporation and Cercacor Laboratories, Inc.'s Complaint for (1) Breach of Contract (2) Trade Secret Misappropriation (3) Breach of Fiduciary Duty and (4) Patent Infringement, and Demand for Jury Trial, *Masimo Corporation and Cercacor Laboratories, Inc. v. True Wearables, Inc. and Marcelo Lamego*, Case No. 8:18-cv-02001-JVS-JDE, 24 pages.

Dec. 19, 2018 Plaintiffs Masimo Corporation and Cercacor Laboratories, Inc.'s Reply to Defendants' Counterclaims, *Masimo Corporation and Cercacor Laboratories, Inc. v. True Wearables, Inc. and Marcelo Lamego*, Case No. 8:18-cv-02001-JVS-JDE, 4 pages.

May 15, 2019 Defendants True Wearables, Inc.'s and Marcelo Lamego's Preliminary Invalidation Contentions, *Masimo Corporation and Cercacor Laboratories, Inc. v. True Wearables, Inc. and Marcelo Lamego*, Case No. 8:18-cv-02001-JVS-JDE, 88 pages.

Jun. 17, 2019 First Amended Complaint for (1) Breach of Contract (2) Trade Secret Misappropriation (3) Breach of Fiduciary Duty and (4) Patent Infringement, and Demand for Jury Trial, *Masimo Corporation and Cercacor Laboratories, Inc. v. True Wearables, Inc. and Marcelo Lamego*, Case No. 8:18-cv-02001-JVS-JDE, 52 pages.

(56)

**References Cited**

## OTHER PUBLICATIONS

Jul. 1, 2019 Defendants True Wearables, Inc. and Marcelo Lamego's Answer and Counterclaims to Plaintiffs Masimo Corporation and Cercacor Laboratories, Inc.'s First Amended Complaint for (1) Breach of Contract (2) Trade Secret Misappropriation (3) Breach of Fiduciary Duty and (4) Patent Infringement, and Demand for Jury Trial, *Masimo Corporation and Cercacor Laboratories, Inc. v. True Wearables, Inc. and Marcelo Lamego*, Case No. 8:18-cv-2001-JVS-JDE, 36 pages.

Jul. 12, 2019 Plaintiffs Masimo Corporation and Cercacor Laboratories, Inc.'s Reply to Defendants' Counterclaims, *Masimo Corporation and Cercacor Laboratories, Inc. v. True Wearables, Inc. and Marcelo Lamego*, Case No. 8:18-cv-2001-JVS-JDE, 10 pages.

U.S. Appl. No. 16/422,874, filed May 24, 2019, Non-Invasive Physiological Sensor Cover.

U.S. Pat. No. 8,983,564, U.S. Appl. No. 16/230,153.

U.S. Pat. No. 8,886,271, U.S. Appl. No. 15/968,393.

U.S. Pat. No. 8,886,271, U.S. Appl. No. 16/422,874.

U.S. Pat. No. 7,295,866, U.S. Appl. No. 15/820,082.

U.S. Pat. No. 7,295,866, U.S. Appl. No. 16/174,130.

U.S. Pat. No. 7,295,866, U.S. Appl. No. 16/174,144.

U.S. Pat. No. 10/194,847, U.S. Appl. No. 16/459,378.

U.S. Pat. No. 10,194,848, U.S. Appl. No. 16/422,874.

U.S. Appl. No. 16/174,130.

U.S. Appl. No. 16/174,144.

Apr. 1, 2019 Plaintiff Masimo Corporation's Infringement Contentions, *Masimo Corporation and Cercacor Laboratories, Inc. v. True Wearables, Inc. And Marcelo Lamego*, Case No. 8:18-cv-02001-JVS-JDE, 98 pages.

Jul. 12, 2019 Plaintiff Masimo Corporation's Amended Infringement Contentions, *Masimo Corporation and Cercacor Laboratories, Inc. v. True Wearables, Inc. And Marcelo Lamego*, Case No. 8:18-cv-02001-JVS-JDE, 153 pages.

Aug. 16, 2019 Defendants True Wearables, Inc.'s and Marcelo Lamego's Amended Preliminary Invalidity Contentions, *Masimo Corporation and Cercacor Laboratories, Inc. v. True Wearables, Inc. And Marcelo Lamego*, Case No. 8:18-cv-02001-JVS-JDE, 178 pages.

Sep. 20, 2019 Plaintiffs Masimo Corporation and Cercacor Laboratories, Inc.'s Preliminary Claim Constructions and Extrinsic Evidence, *Masimo Corporation and Cercacor Laboratories, Inc. v. True Wearables, Inc. And Marcelo Lamego*, Case No. 8:18-cv-02001-JVS-JDE, 40 pages.

Oct. 18, 2019 Joint Claim Construction and Prehearing Statement Pursuant to Patent Local Rule 4-3, *Masimo Corporation and Cercacor Laboratories, Inc. v. True Wearables, Inc. And Marcelo Lamego*, Case No. 8:18-cv-02001-JVS-JDE, 41 pages.

\* cited by examiner

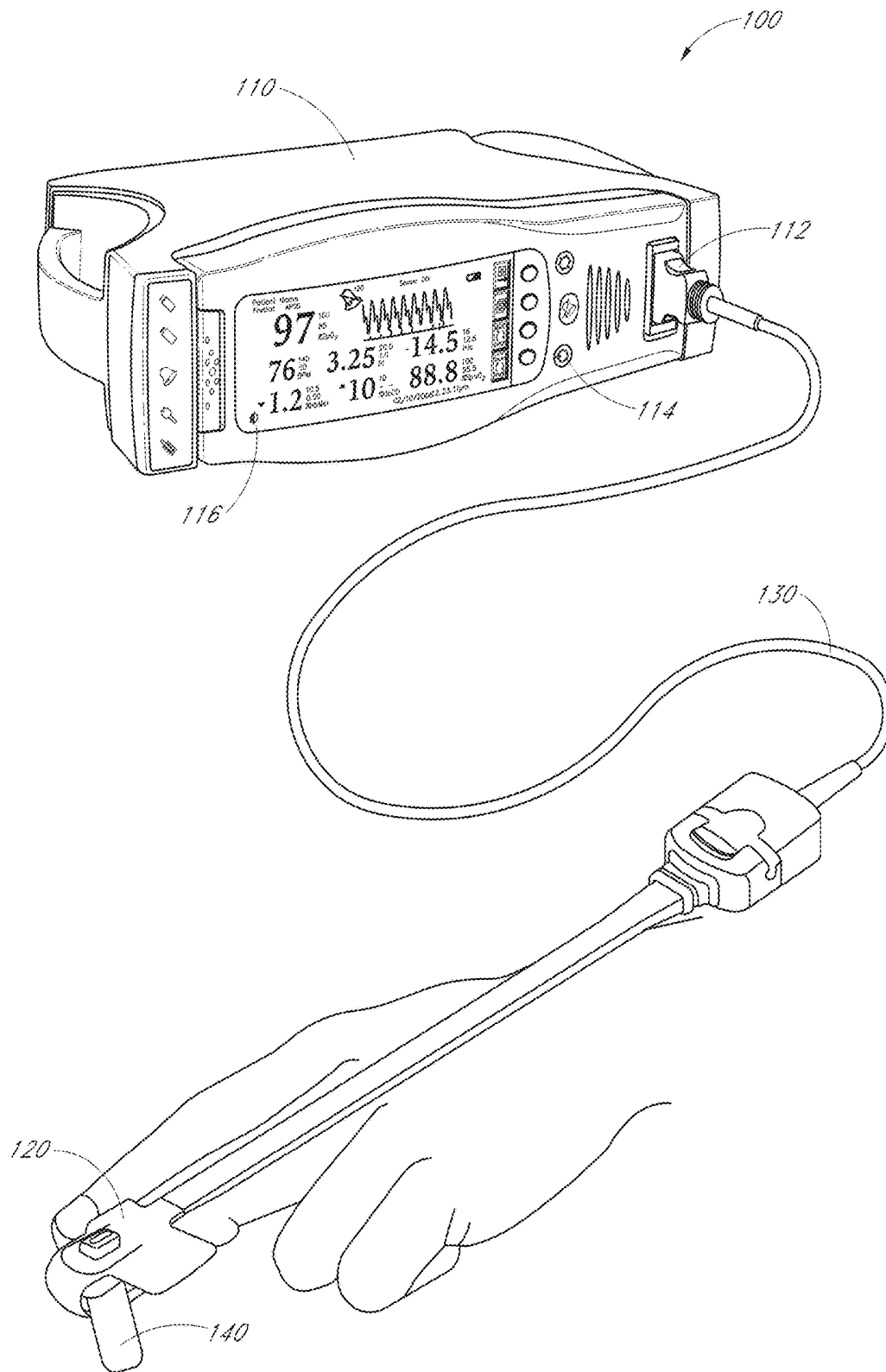


FIG. 1

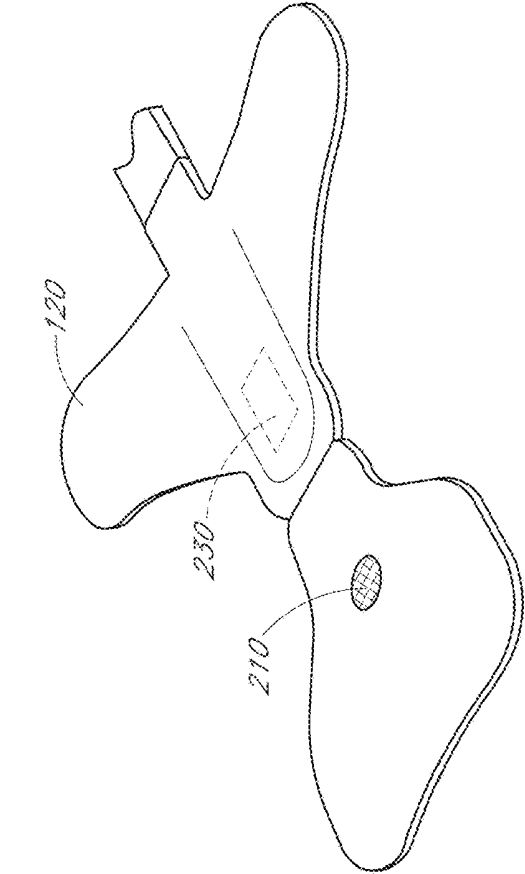


FIG. 2A

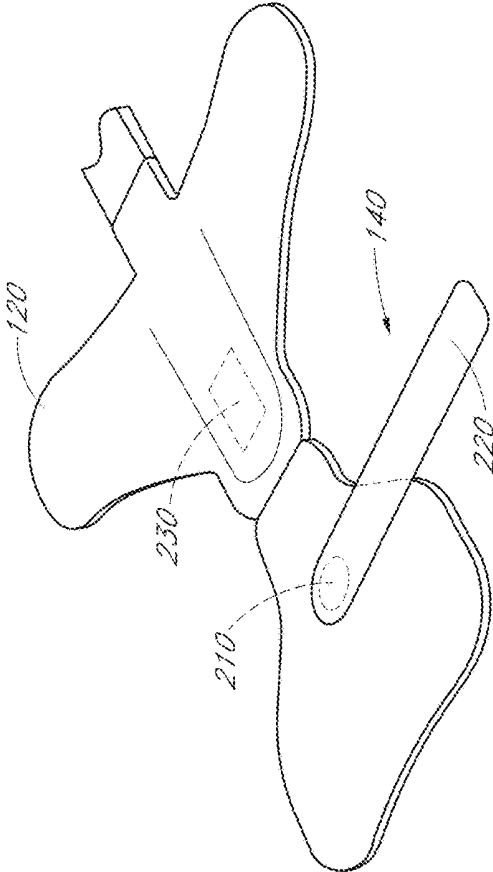


FIG. 2B

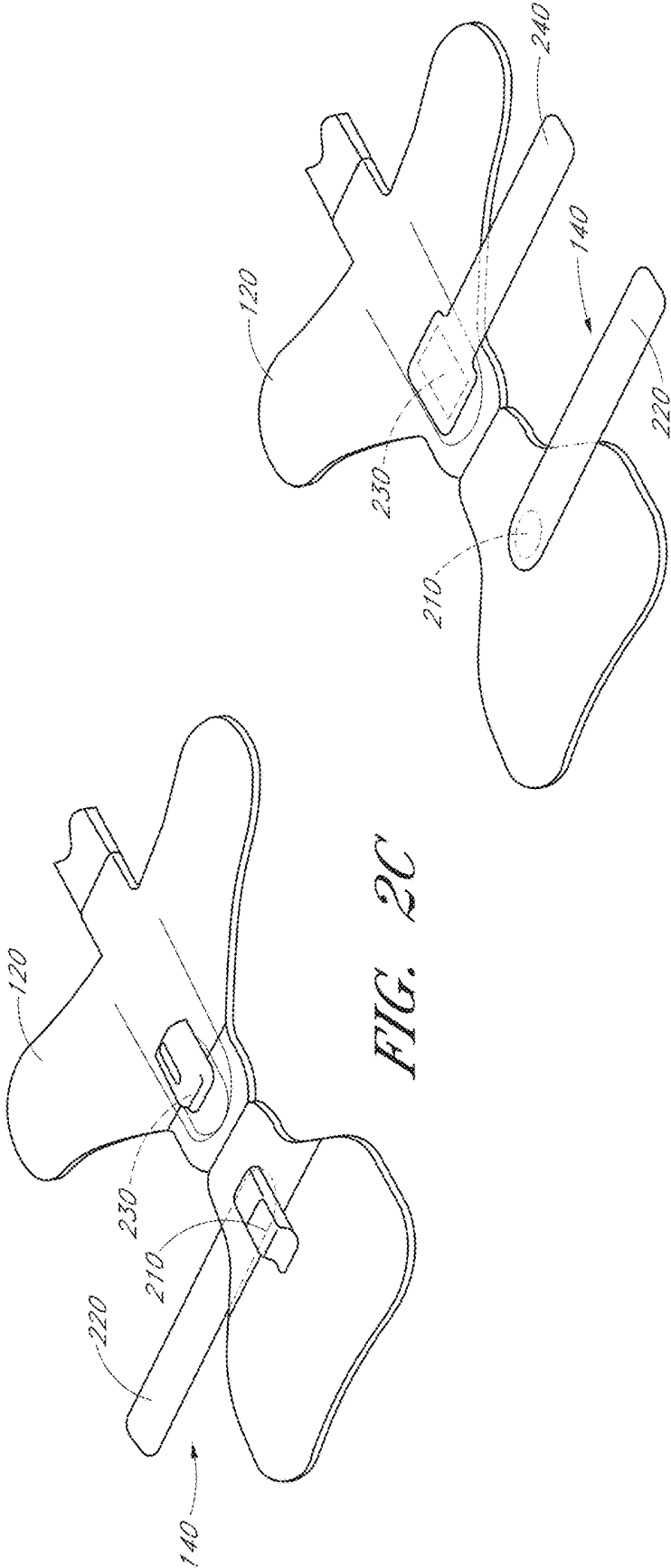
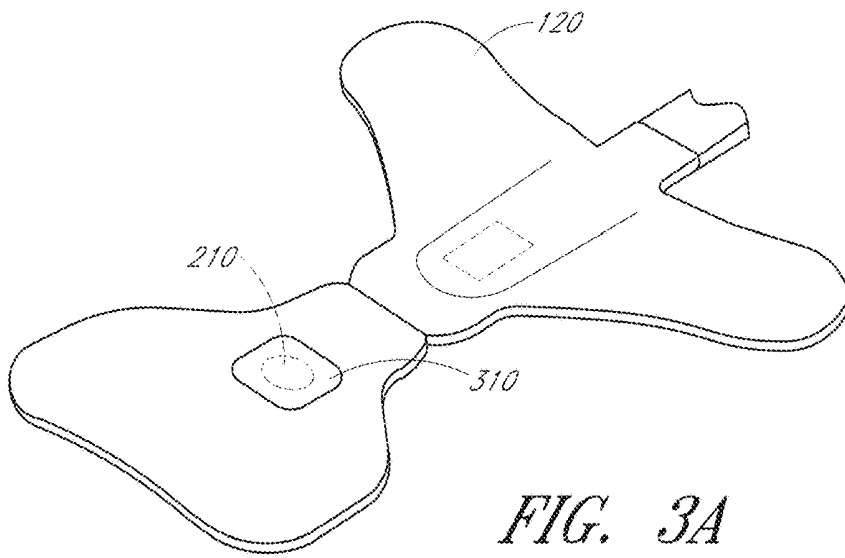
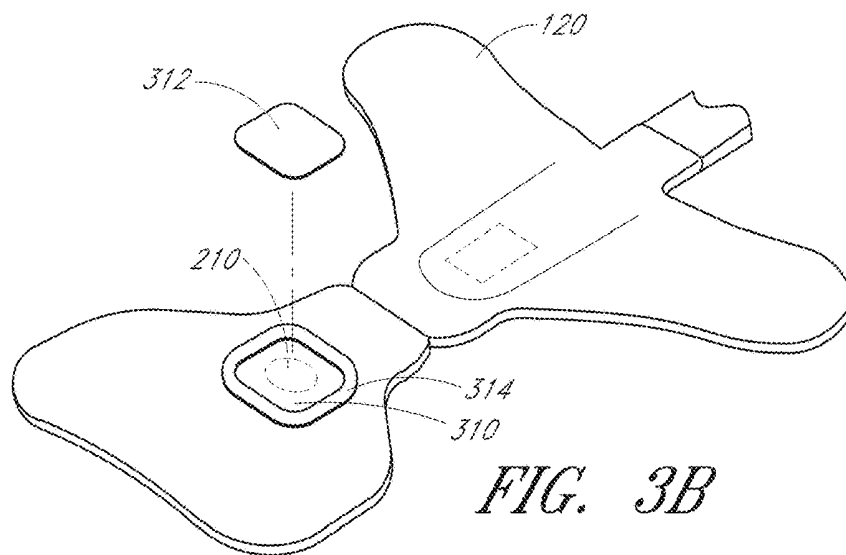


FIG. 2C

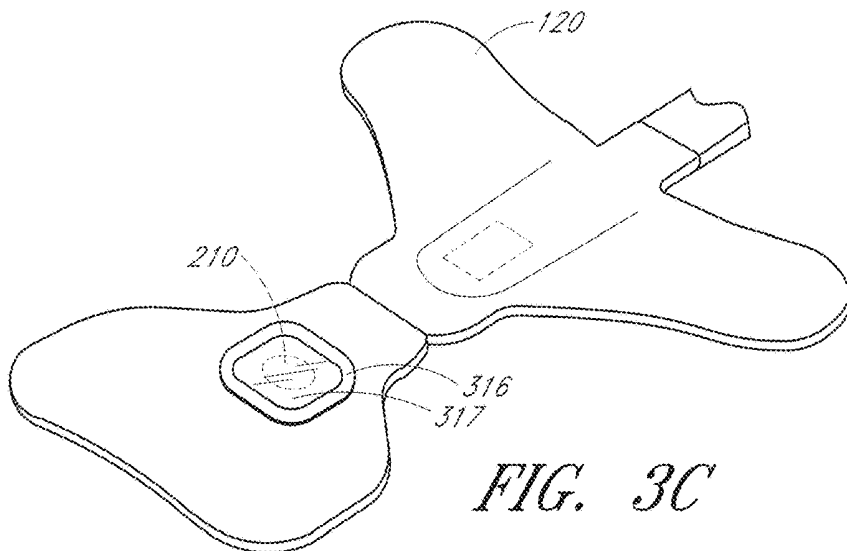
FIG. 2D



*FIG. 3A*



*FIG. 3B*



*FIG. 3C*

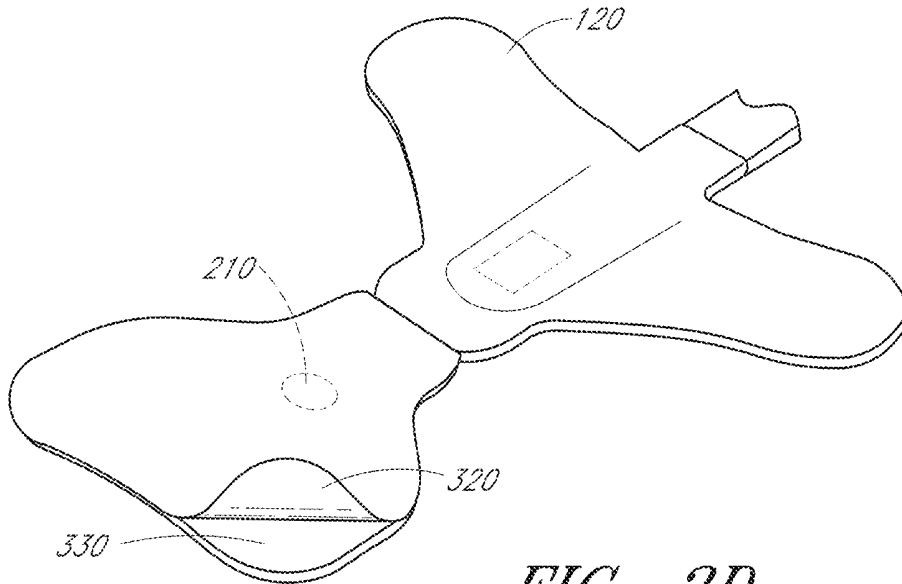


FIG. 3D

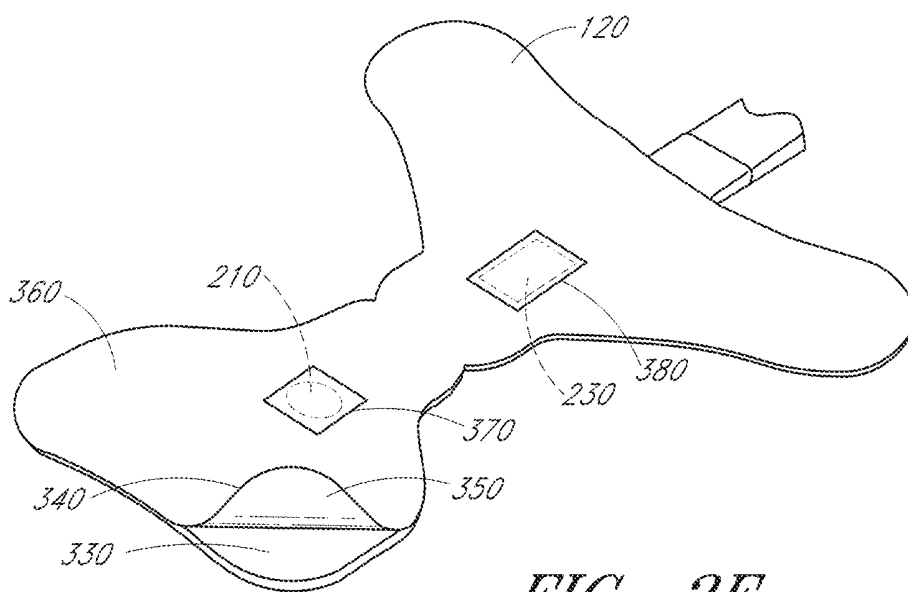


FIG. 3E

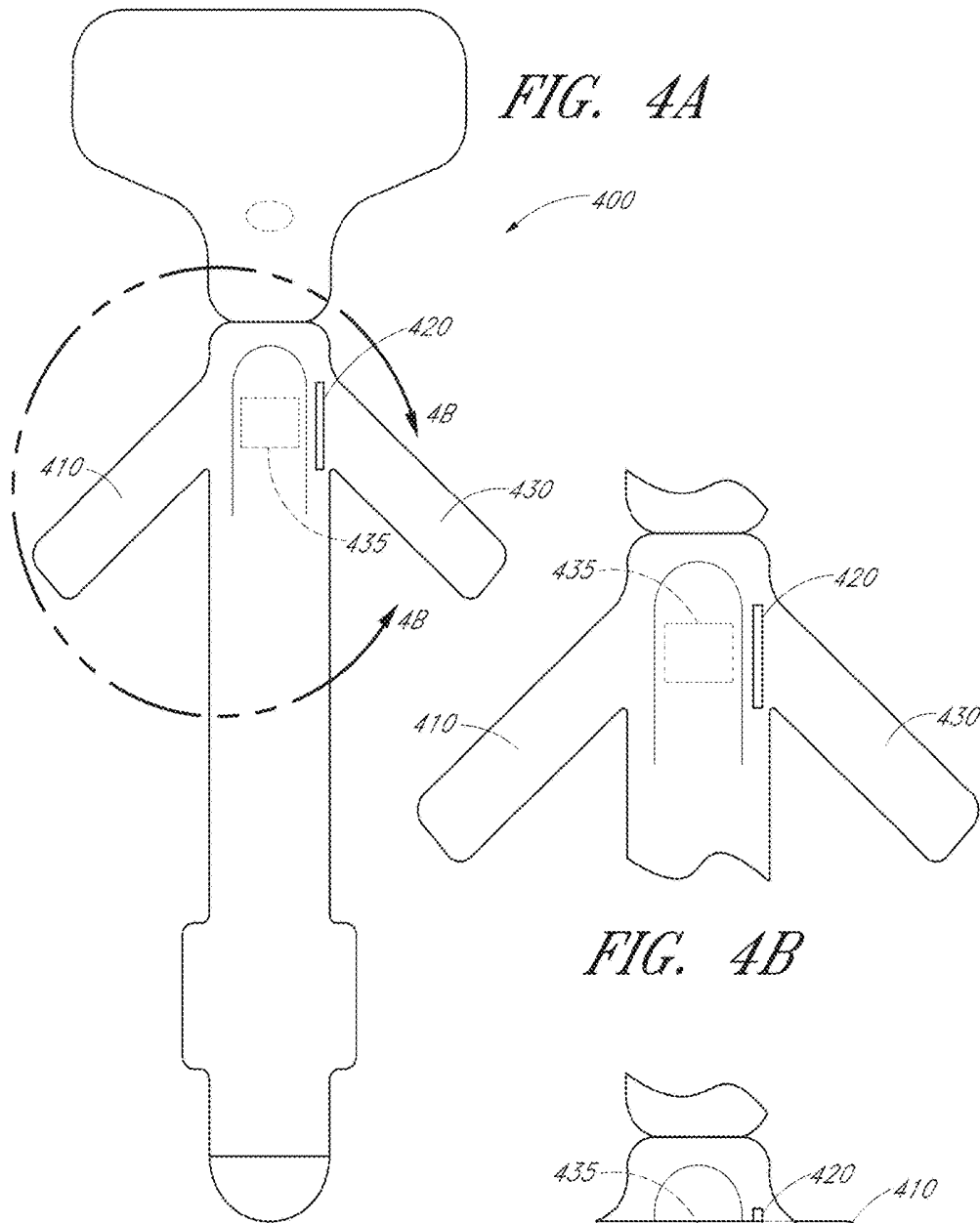


FIG. 4B

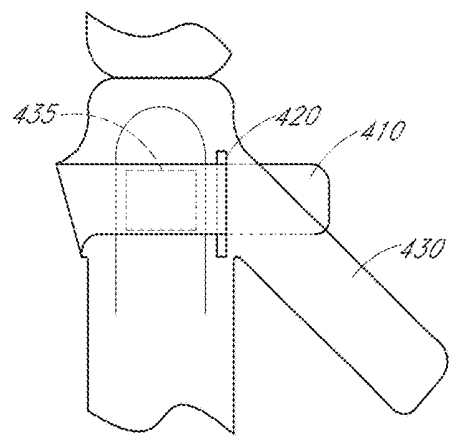
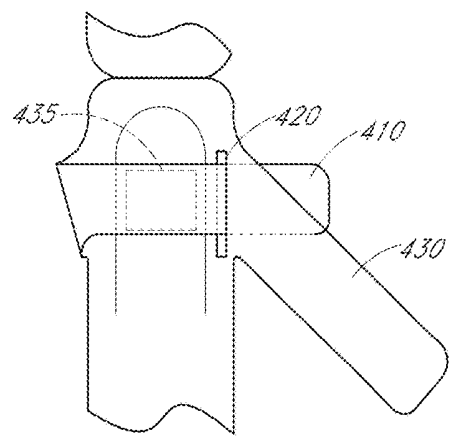


FIG. 4C



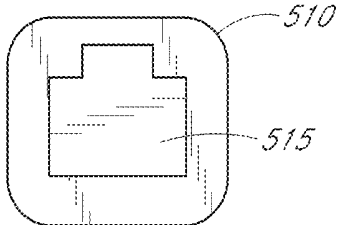


FIG. 5A

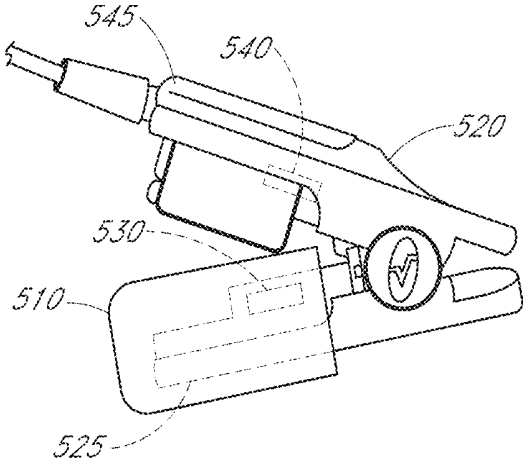
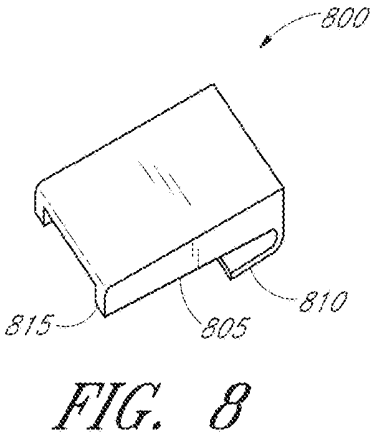
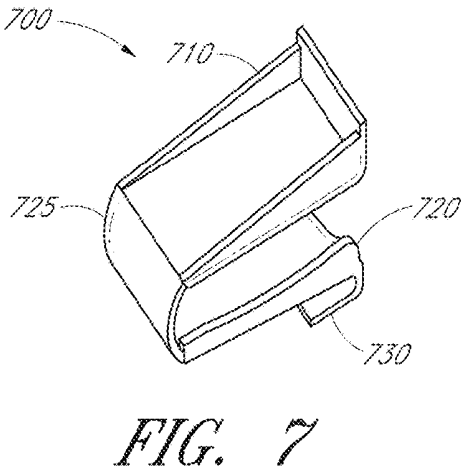
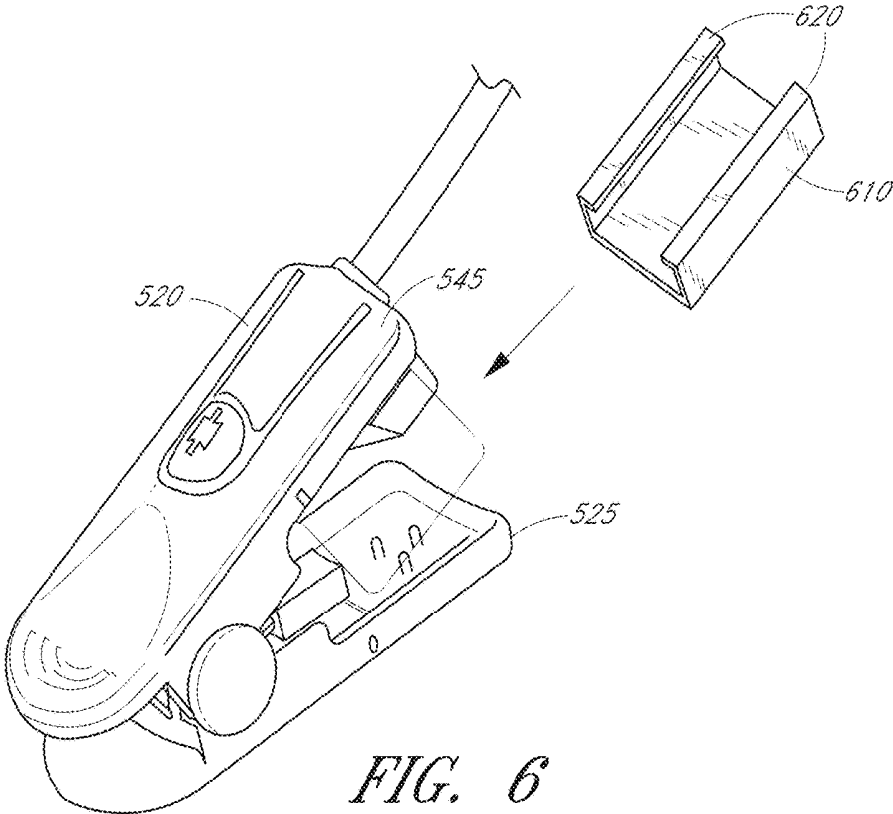


FIG. 5B



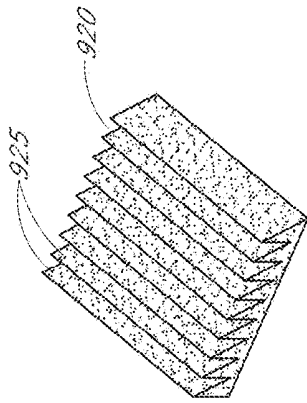


FIG. 9B

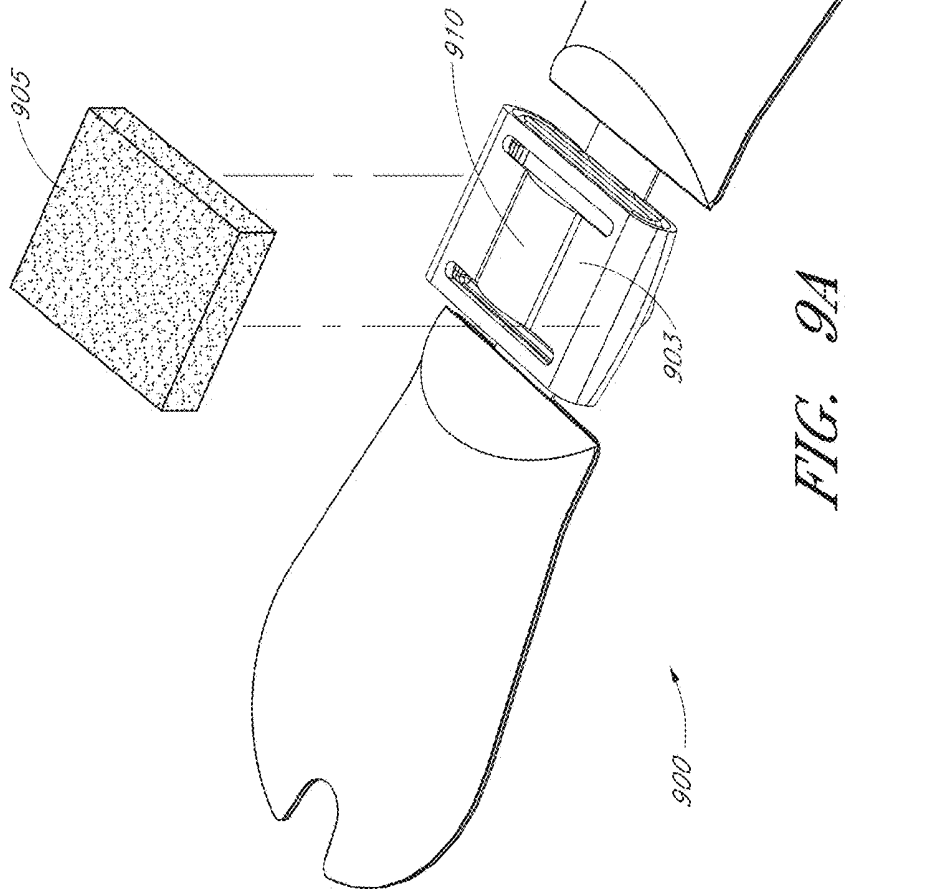
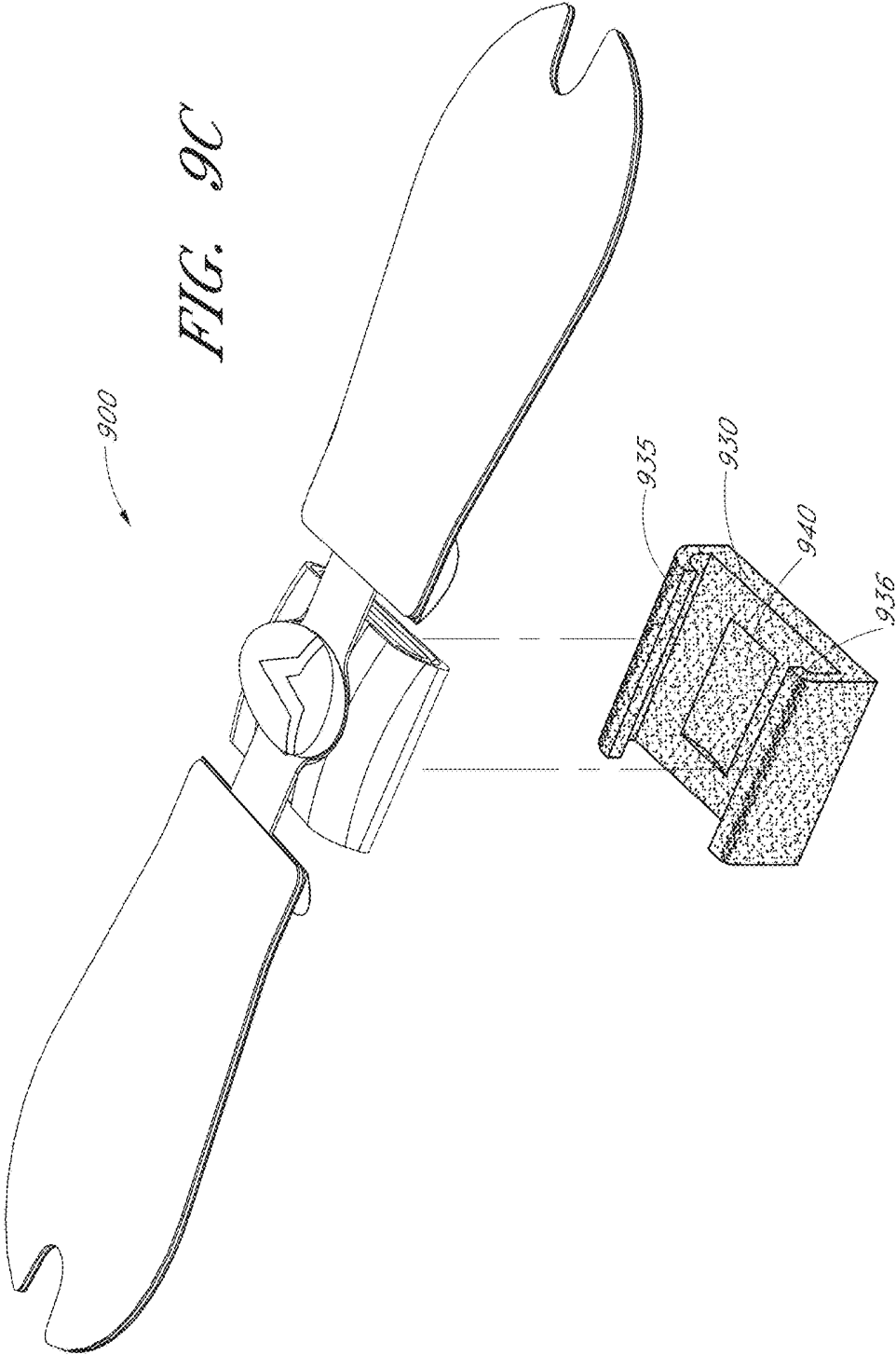


FIG. 9A



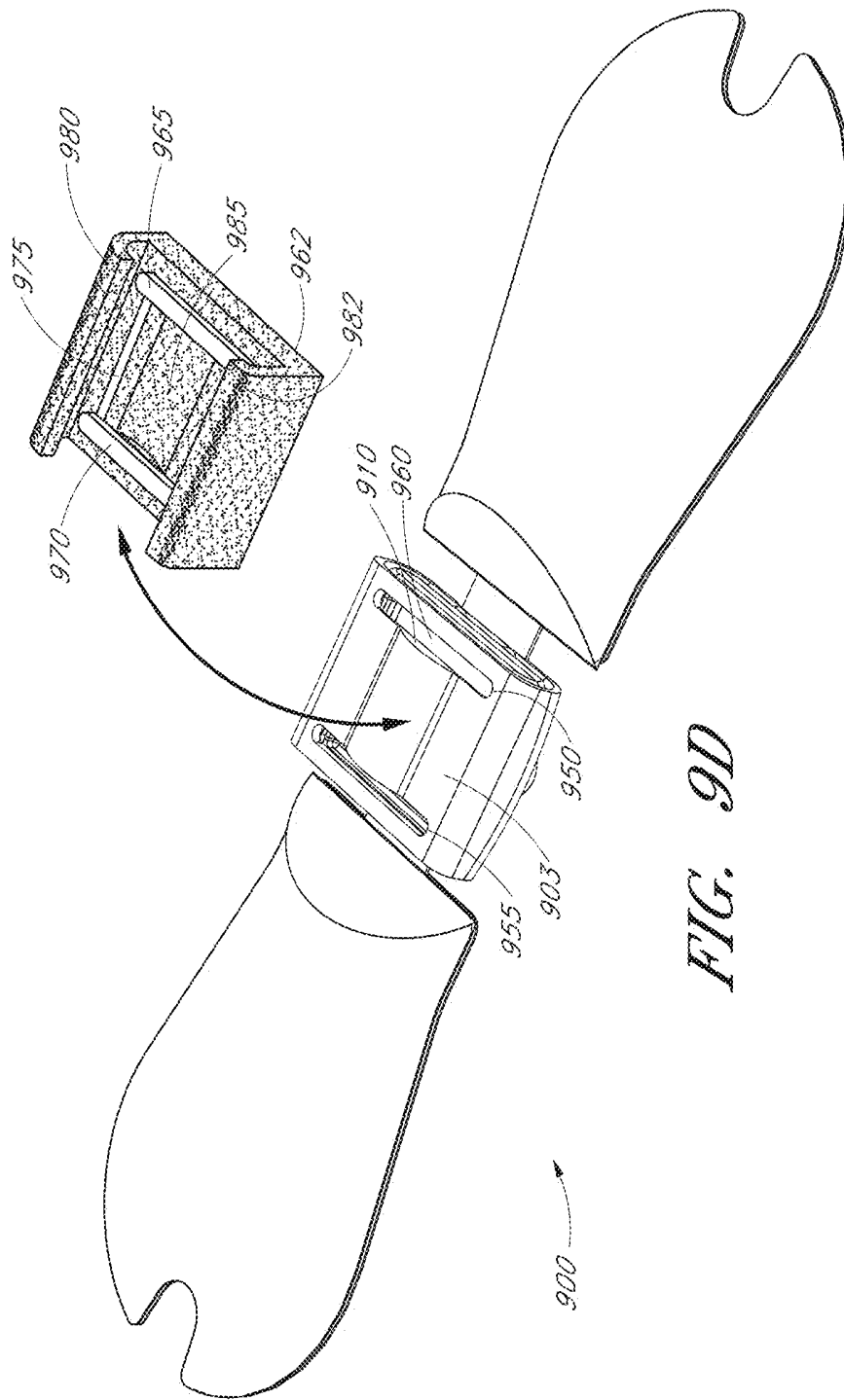


FIG. 9D

## NON-INVASIVE PHYSIOLOGICAL SENSOR COVER

### CROSS-REFERENCE TO RELATED APPLICATIONS

The present application is a continuation of U.S. patent application Ser. No. 15/046,954, filed Feb. 18, 2016, titled "NON-INVASIVE PHYSIOLOGICAL SENSOR COVER," which is a continuation of U.S. patent application Ser. No. 14/512,945, filed Oct. 13, 2014, titled "NON-INVASIVE PHYSIOLOGICAL SENSOR COVER," which is a continuation of U.S. patent application Ser. No. 13/919,692, filed Jun. 17, 2013, titled "NON-INVASIVE PHYSIOLOGICAL SENSOR COVER," which is a continuation of U.S. patent application Ser. No. 12/844,720, filed Jul. 27, 2010, titled "NON-INVASIVE PHYSIOLOGICAL SENSOR COVER," which claims priority benefit under 35 U.S.C. § 119(e) from U.S. Provisional Application No. 61/229,682, filed Jul. 29, 2009, titled "Non-invasive Physiological Sensor Cover." All of the above referenced applications are hereby incorporated by reference herein in their entireties.

### FIELD OF THE DISCLOSURE

The present invention relates to a sensor for measuring oxygen content in the blood, and, in particular, relates to an apparatus and method for preventing sensor activity when the sensor is not in use.

### BACKGROUND OF THE DISCLOSURE

Non-invasive physiological sensors are applied to the body for monitoring or making measurements indicative of a patient's health. One application for a non-invasive physiological sensor is pulse oximetry, which provides a non-invasive procedure for measuring the oxygen status of circulating blood. Oximetry has gained rapid acceptance in a wide variety of medical applications, including surgical wards, intensive care and neonatal units, general wards, and home care and physical training. A pulse oximetry system generally includes a patient monitor, a communications medium such as a cable, and a physiological sensor having light emitters and a detector, such as one or more LEDs and a photodetector. The sensor is attached to a tissue site, such as a finger, toe, ear lobe, nose, hand, foot, or other site having pulsatile blood flow which can be penetrated by light from the emitters. The detector is responsive to the emitted light after attenuation by pulsatile blood flowing in the tissue site. The detector outputs a detector signal to the monitor over the communication medium, which processes the signal to provide a numerical readout of physiological parameters such as oxygen saturation (SpO<sub>2</sub>) and pulse rate.

High fidelity pulse oximeters capable of reading through motion induced noise are disclosed in U.S. Pat. Nos. 6,770,028, 6,658,276, 6,157,850, 6,002,952, 5,769,785, and 5,758,644, which are assigned to Masimo Corporation ("Masimo") and are incorporated by reference herein. Advanced physiological monitoring systems may incorporate pulse oximetry in addition to advanced features for the calculation and display of other blood parameters, such as carboxyhemoglobin (HbCO), methemoglobin (HbMet) and total hemoglobin (Hbt), total Hematocrit (Hct), oxygen concentrations and glucose concentrations, as a few examples. Advanced physiological monitors and corresponding multiple wavelength optical sensors capable of measuring parameters in

addition to SpO<sub>2</sub>, such as HbCO, HbMet and Hbt are described in at least U.S. patent application Ser. No. 11/367,013, filed Mar. 1, 2006, titled Multiple Wavelength Sensor Emitters and U.S. patent application Ser. No. 11/366,208, filed Mar. 1, 2006, titled Noninvasive Multi-Parameter Patient Monitor, assigned to Masimo Laboratories, Inc. and incorporated by reference herein. Further, noninvasive blood parameter monitors and optical sensors including Rainbow™ adhesive and reusable sensors and RAD-57™ and Radical-7™ monitors capable of measuring SpO<sub>2</sub>, pulse rate, perfusion index (PI), signal quality (SiQ), pulse variability index (PVI), HbCO and HbMet, among other parameters, are also commercially available from Masimo.

### SUMMARY OF THE DISCLOSURE

Optical sensors are widely used across clinical settings, such as operating rooms, emergency rooms, post anesthesia care units, critical care units, outpatient surgery and physiological labs, to name a few. In some situations, such as in operating rooms, emergency rooms or critical care units, sensors can be kept attached to monitors to reduce the setup time needed to begin monitoring a patient. While attached, the sensor can generate false readings by detecting ambient light even though the sensor is not in use. The sensor can also cause the monitor to emit alarms or otherwise make noise due to false readings, which can be distracting to medical personnel.

As such, a method and apparatus for preventing false readings are desirable. A sensor cover, according to embodiments of the disclosure, prevents or reduces false readings until the sensor is in use.

Further, in certain embodiments, the sensor cover can prevent damage to the sensor. For example, the sensors cover can protect the emitters and the detector during shipment or prior to use. In certain embodiments, a sensor cover decreases the likelihood of contamination by keeping covered portions of the sensor clean. Sensors in hospitals and other clinical environments are subject to exposure to infectious agents, dust or other foreign matter from depositing on the emitters or detector. The sensor cover can reduce or prevent exposure to these contaminants.

### BRIEF DESCRIPTION OF THE DRAWINGS

FIG. 1 illustrates a sensor cover attached to a sensor of a physiological measurement system according to an embodiment of the disclosure;

FIGS. 2A-2C are top cover-attached, top cover-detached, and bottom cover-attached perspective views, respectively, of the sensor cover and sensor of FIG. 1;

FIG. 2D illustrates a first and second sensor covers over the emitters and detector according to an embodiment of the disclosure;

FIG. 3A illustrates a non-protruding sensor cover according to an embodiment of the disclosure;

FIG. 3B illustrates a non-protruding sensor cover having an opaque border and a removable opaque center according to an embodiment of the disclosure;

FIG. 3C illustrates a sensor cover having a clear "window" according to an embodiment of the disclosure;

FIG. 3D illustrates a sensor cover integrated with an adhesive cover according to an embodiment of the disclosure;

FIG. 3E illustrates a sensor cover covering an adhesive sensor according to an embodiment of the disclosure;

FIGS. 4A-4B are a top view and a close up view, respectively, of an integrated sensor cover according to an embodiment of the disclosure;

FIG. 4C illustrates the sensor cover of FIGS. 4A-4B covering a sensor component;

FIG. 5A is a front view a sensor cover attachable to a reusable sensor according to an embodiment of the disclosure;

FIG. 5B illustrates the mating of the sensor cover of FIG. 5A with a sensor;

FIG. 6 illustrates a sensor cover attachable to a sensor via one or more tabs according to an embodiment of the disclosure;

FIG. 7 illustrates a sensor cover configured to block both the emitters and the detector according to an embodiment of the disclosure;

FIG. 8 illustrates a sensor cover attachable to a sensor via an attachment arm according to an embodiment of the disclosure; and

FIGS. 9A-9D illustrates embodiments of the sensor covers configured for attachment to a bioacoustic sensor, according to embodiments of the disclosure.

#### DETAILED DESCRIPTION OF THE PREFERRED EMBODIMENT

A sensor cover according to embodiments of the disclosure is capable of being used with a non-invasive physiological sensor. Certain embodiments of the sensor cover reduce or eliminate false readings from the sensor when the sensor is not in use. Further, embodiments of the sensor cover can prevent damage to the sensor. Additionally, embodiments of the sensor cover prevent contamination of the sensor.

The tissue site of the illustrated embodiments is a finger and the following description therefore refers specifically to the tissue site as a finger for the purposes of clarity. This is not intended to be limiting and, as described herein, the sensor cover of certain embodiments can be used with sensors attachable to other types of tissue sites, such as a toe, ear lobe, nose, hand, foot, forehead or the like.

FIG. 1 illustrates an embodiment of a sensor cover attached to a physiological measurement system 100 having a monitor 110 and an optical sensor 120. The optical sensor 120 comprises one or more light emitters and a detector. The optical sensor 120 is configured to plug into a monitor sensor port 112 via a patient cable 130. Monitor keys 114 provide control over operating modes and alarms, to name a few. A display 116 provides readouts of measured parameters, such as oxygen saturation, pulse rate, HbCO, HbMet and Hbt to name a few. Other blood parameters that can be measured to provide important clinical information are fractional oxygen saturation, bilirubin and blood glucose, to name a few.

In the illustrated embodiment of FIG. 1, the sensor cover 140 protrudes outside the sensor. The cover can be made from an opaque material, such as, for example, plastic, polyester, polypropylene, rubber, vinyl, cling vinyl and/or the like. The sensor cover 140 can obstruct the detector and prevent the detector from detecting light, thereby reducing or eliminating false readings. For example, the sensor 120 can sometimes be left attached to a monitor 110 to facilitate quick monitoring of a patient, even when not currently in use. The opaque cover 140 can prevent or reduce false readings caused by the emitters or the ambient light, even if the sensor is active, by preventing the sensor from receiving light. In an embodiment, the opaque material can block all wavelengths of light used by a particular sensor. Other

embodiments can block different ranges of wavelengths depending on the type of sensor the cover is used for. In an embodiment, the sensor cover 140 is placed over the emitters to prevent the sensor from emitting light receivable by the detector. In an embodiment, both the detector and emitter are covered.

In some embodiments, the sensor cover 140 can be removed before placement at a measurement site. For example, once a patient arrives, medical personnel can remove the sensor cover 140 and attach the now fully operational sensor 120 to the patient. In some embodiments, the medical personnel can attach the sensor 120 with the cover 140 still in place. The opaque cover prevents measurements from being taken until the sensor 120 is generally secure and the medical personnel are ready to take measurements. For example, movement can generate artifacts for some sensors; therefore waiting until the patient is stable can reduce measurement of inaccurate data. Once the sensor 120 is generally secured to an attachment site, the cover 140 can be removed from the sensor. In some embodiments, the sensor cover 140 can be removed before and/or after placement at a measurement site. The sensor cover 140 can be removed by peeling it off from the sensor or by pulling on the protruding portion.

As will be appreciated by skilled artisans from the disclosure provided herein, various attachment mechanisms can be used. For example, the sensor cover can be attached with an adhesive. In certain embodiments, a restorable adhesive can be used to facilitate reattachments of the sensor cover. The restorable adhesive layer can be rejuvenated by application of alcohol to the adhesive. The cover can then be reattached to the sensor. This can be useful where the sensor is moved to a new location or tissue site because the cover can prevent the sensor from taking false readings while the sensor is moved. In some embodiments, no adhesive is used on the sensor cover to leave no residue. In some embodiments, the sensor cover can be made from static cling vinyl, plastic film, or other "clingy" material with no adhesive used. In some embodiments, the sensor cover can be attached through static electricity allowing the cover to cling to the sensor without any adhesive and/or allowing the sensor cover to be reapplied. In other configurations, the sensor cover can be attached with Velcro, fasteners, tabs, clips, slots, or the like.

As will also be appreciated by skilled artisans from the disclosure provided herein, the sensor cover can be detached in various ways. In some embodiments, the sensor cover can be peeled off from the sensor before the sensor is placed at a measurement site. In some embodiments, the sensor can be pulled off from the sensor after placement by pulling on a protruding portion. Depending on the attachment mechanism, the detachment of the sensor cover can expose an adhesive layer or can leave no adhesive residue on the sensor. In some embodiments, the sensor cover can be unclipped or unhooked.

In certain embodiments, the sensor covers are reusable. For example, the sensor cover can be reused if the sensor is temporarily removed for repositioning or for cleaning. The sensor cover can also be replaced on the sensor when the sensor is no longer in use. In some embodiments, the sensor covers are disposable and are disposed of once removed from the sensor.

Although disclosed with reference to the sensor of FIG. 1, an artisan will recognize from the disclosure herein a wide variety of oximeter sensors, optical sensors, noninvasive sensors, medical sensors, or the like that may benefit from the sensor cover disclosed herein. In various embodiments,

the sensor can be adapted to receive a tissue site other than a finger such as a, toe, ear lobe, nose, hand, foot, neck, or other site having pulsatile blood flow which can be penetrated by light from the emitter. In addition, the sensor cover **140** can be used with a portable monitor and associated sensor components in certain embodiments. Such monitors, including the sensor components, can be integrated into a hand-held device such as a PDA and typically do not include cables or separate monitors. Portable monitors are often used by first responders in emergency situations, in part because of their portability and ease of use. As such, sensor covers **140** which can protect the sensor components according to embodiments herein can be of particular benefit when used with spot-check monitors.

FIGS. **2A-2C** are top cover-attached, top cover-detached, and bottom cover-attached perspective views, respectively, of the sensor cover and sensor of FIG. **1**. FIG. **2D** illustrates a first **140** and second **240** sensor covers placed over the detector **210** and emitters **230**, respectively. FIG. **2A** illustrates a view of a side of the sensor placed in contact with a tissue site. In FIG. **2A**, the sensor cover **140** attaches to the sensor **120** and covers the detector **210**, with a protruding portion **220** extending past the sensor. The sensor cover **140** can be a generally elongated shape made of an opaque material. In an embodiment, one side of the sensor cover can include an adhesive layer over the portion of the cover designed to block the detector **210** while the remainder of the cover can be adhesive free. Thus, the cover **140** does not catch on other objects and cause the cover **140** to be prematurely removed. The cover **140** can be removed by pulling on the protruding portion **220** either before or after the sensor **120** has been placed onto a measurement site. FIG. **2B** illustrates the sensor **120** with the sensor cover **140** removed. FIG. **2C** illustrates a view of an opposite side of the sensor of FIG. **2A**.

FIG. **3A** illustrates a non-protruding sensor cover **310** according to an embodiment of the disclosure. The opaque sensor cover **310** fits within the sensor **120** and blocks a sensor component **210**, such as the emitters or the detector. By staying within the sensor edges, the chance of accidental removal of the cover can be reduced. When the sensor **120** is ready for use, the sensor cover **310** can be removed.

FIG. **3B** illustrates a non-protruding sensor cover having an opaque border **314** and a removable opaque center **312**. The opaque center **312** can be removed separately from the opaque border **314**, leaving an opaque material surrounding the sensor component **210**. When the sensor is attached to the patient, the opaque border **314** can minimize light piping, thereby increasing accuracy of the readings. For example, the opaque border **314** can prevent reflected or scattered light that has not passed through tissue from entering into the detector and/or prevent the detector from picking up light from the emitters that fall around instead of on the detector. In an embodiment, the sensor cover can have adhesive on one both sides. Adhesive on both sides of the sensor cover allows the cover to stick to a patient, further preventing light piping or movement of the sensor. In an embodiment the sensor cover can have a clear window section in addition to or instead of a removable center **312**.

FIG. **3C** illustrates a sensor cover **316** having a clear "window" **317** over the sensor component. In an embodiment, the sensor cover can be used to protect the sensor component, provide a new adhesive layer, and/or reduce light piping while allowing the light through the "window." By using a clear window, the sensor cover does not have to

be removed when sensor is attached to the patient. In some embodiments, a removable opaque portion can be placed over the window.

FIG. **3D** illustrates a sensor cover integrated with an opaque adhesive cover **320** for the sensor. An adhesive sensor generally has one or more adhesive covers **320** covering one or more adhesive portions **330** of the sensor. In FIG. **3D**, the opaque adhesive cover **320** is extended to cover the sensor component **210**. The adhesive cover **320** can be peeled off to reveal the adhesive layer **330** and uncover the sensor component **210**.

FIG. **3E** illustrates a sensor cover **340** covering an adhesive sensor. In FIG. **3E**, the opaque sensor cover **340** has adhesive material on both sides of the sensor cover in order to allow reattachment of a sensor where the original adhesive material **330** has lost its adhesiveness. The sensor cover **340** can be placed on the sensor using a first adhesive layer **350** while the sensor is detached from a patient. An adhesive cover (not shown) protects a second adhesive layer **360** and can be removed before the sensor is placed on the patient. The second adhesive layer allows the sensor to be reattached to the patient. The sensor cover can cover both the detector and emitters of the sensor. The sensor cover **322** can have removable or clear sections **370**, **380** over the detector and/or emitters to allow light to pass through.

FIGS. **4A-4B** are a top view and a close up view, respectively, of an integrated sensor cover according to an embodiment of the disclosure. FIG. **4A** illustrates an embodiment of the sensor cover where the sensor cover **410** is integrated with the sensor **400**. The sensor has a slot **420** positioned near an emitter or a detector. The slot allows an arm **410**, **430** to be folded over a sensor component **435**, which can be the emitters or the detector, thereby covering it. In certain embodiments, the sensor **400** is an adhesive sensor. The use of a slot allows an adhesive arm **410** to be used as a sensor cover without having to remove the arm's adhesive cover. Once a patient is available, the adhesive arm **410** can be removed from the slot, the adhesive cover can be removed, and the adhesive arms **410**, **430** used to secure the adhesive sensor to the patient. FIG. **4B** illustrates a close up view of the slot **420** and sensor cover **410** of FIG. **4A**. FIG. **4C** illustrates the sensor cover **410** folded over the sensor component **435** with the end of the sensor cover inserted into the slot. A portion of the sensor cover extends into the slot and to the back side of the sensor. The slot keeps the sensor cover **410** generally secure against the sensor component **435**.

FIG. **5A** is a front view a sensor cover **510** attachable to a reusable sensor according to an embodiment of the disclosure. The sensor cover **510** includes a recess **515** into which a sensor housing can be inserted. The sensor housing generally fits closely in the recess **515**. Friction between the inner surfaces of the sensor cover **510** and the sensor housing generally secures the housing with the sensor cover **510**. FIG. **5B** illustrates the mating of the sensor cover **510** of FIG. **5A** with a sensor **520**. In the illustrated embodiment, the sensor **520** is a reusable clip-style sensor. The sensor cover **510** fits over a lower sensor housing **525**. The sensor housings **525**, **545** can contain sensor components **530**, **540**, such as the emitters or the detector. In certain embodiments, the sensor component **530** is a detector and the sensor cover **510** prevents the detector from receiving light. The sensor cover **510** can be removed when the sensor **520** is in use and reattached once the sensor **520** is not in use.

FIG. **6** illustrates a sensor cover **610** attachable to a sensor **520** via one or more tabs or attachment arms **620** according to an embodiment of the disclosure. The tabs **620** fit over the

sides of an upper housing 545 of the sensor and generally secure the sensor cover 610 against the upper housing 545. The sensor cover 610 covers the sensor component, such as the emitters or the detector, located in the upper housing 545.

FIG. 7 illustrates an embodiment of the sensor cover 700 configured to block both the emitters and the detector. An upper arm 710 secures against an upper housing of a sensor. A lower arm 720 secures against a lower housing of a sensor. The upper 710 and lower 720 arms are connected by a hinge portion 725. The arms 710, 720 can be attached via a press fit. The lower arm 720 can also include an attachment arm 730 to better secure the sensor cover 700 against the lower housing of the sensor.

FIG. 8 illustrates an embodiment of the sensor cover 800 attachable to a sensor housing via an attachment arm 810. The attachment arm 810 is configured to secure the sensor cover 800 in place when applied to the sensor. Upon application to a sensor, the front portion of the sensor housing may occupy the space defined by the attachment arm 810 and the underside of the lower portion 805 of the sensor cover 800. The attachment arm 810 helps to releasably secure the sensor, via a friction fit, for example. One or more other features, such as the lip 815 disposed on the side of the sensor cover proximal to the sensor can be included to further secure the sensor cover 800 in the sensor. Upon insertion of the sensor cover 800 into the sensor, the sides of the sensor housing abut the lip 815. Accordingly, the lip 815 can help ensure that the sensor cover 800 is positioned appropriately deep within the sensor.

Although the above embodiments have been described with respect to an opaque material intended to optically insulate the optical sensor, as will be appreciated by skilled artisans from the disclosure provided herein, sensor covers made of different insulative materials can be used as appropriate for different types of sensors. For example, sonically insulative materials, such as foam, rubber, cotton, and/or other sound deadening materials can be used to cover sensors that employ sound, such as a bioacoustic or ultrasound sensor. In some embodiments, electrically insulative materials, such as rubber, polyethylene, silicone and/or other insulators can be used to cover sensors that employ electrical signals, such as bioimpedance sensors. In some embodiments, mechanically insulative materials, such as hard plastic, metal, rubber, silicone, and/or other rigid or dampening materials can be used to cover mechanical sensors to prevent sensor actuation. In some embodiments, chemically insulative material, such as plastic, metal, polyethylene or the like can be used to cover chemical sensors and prevent their exposure to the environment.

FIGS. 9A-9D illustrate embodiments of sensor covers for a bioacoustic sensor. FIG. 9A illustrates one embodiment of a bioacoustic sensor. The bioacoustic sensor 900 is configured for placement against a patient's skin. The contact surface 903 of the sensor 900 is placed against the skin. The bioacoustic sensor picks up sound waves from the patient's body and converts them into electrical signals for transmission to a monitoring device. In one embodiment, the bioacoustic sensor can use a piezoelectric transducer as the sensing element to detect sound waves. In FIG. 9A a sensor cover 905 made of a sound-deadening material, such as foam, rubber, and/or cotton, is attached to the contact surface to prevent sound waves from being detected by the bioacoustic sensor 900. The sound-deadening material can be attached by adhesive, tabs, clips, friction fit, and/or other connection mechanism. In FIG. 9A, the bioacoustic sensor has a bump 910 on the contact surface 903 positioned to

apply pressure to the sensing element so as to bias the sensing element in tension and improve the receptivity of the sensing element to sound waves. Where such a bump 910 exists on the contact surface 903 of the sensor, embodiments of sensor cover 905 can be provided with a corresponding recess.

FIG. 9B illustrates an embodiment of the sensor cover 920 made of shaped sound-deadening material to increase the surface area available to absorb sound. In one embodiment, a plurality of wedge shaped protrusions 925 is formed on the surface of the sensor cover 920. In other embodiments, different shaped protrusions can be used, such as waveform, pyramid, egg crate, and/or other shapes to increase the surface area.

FIG. 9C illustrates a bioacoustic sensor cover having one or more attachment arms according to an embodiment of the disclosure. An attachment arm 935 is configured to releasably secure the sensor cover 930 when applied to the sensor via a friction fit, for example. A second attachment arm 936 can be provided to further secure the sensor cover 930 to the sensor 900. A recess 940 can also be formed on the interior surface of the sensor cover 930 in order to conform to protrusions on the contact surface of the sensor 900. Where the contact surface of the sensor 900 is flat, the interior surface can also be flat.

FIG. 9D illustrates a bioacoustic sensor having conductive leads according to an embodiment of the disclosure. In FIG. 9D, the illustrated bioacoustic sensor 900 has one or more apertures 950, 955 exposing the sensing element 960 to the contact surface 903. In one embodiment, the sensor cover 962 prevents the bioacoustic sensor from taking readings by creating an electrical short in the sensor. One or more conductive leads or wires 965, 970 configured to fit into the apertures 950, 955 in the sensor housing are disposed on the sensor cover 962. The conductive leads 965, 970 abut the negative and positive electrical poles of the sensing element 960. The conductive leads can be formed of copper or other conductive material. In one embodiment, the conductive leads 965, 970 can abut internal wiring that connects to the negative and positive electrical poles, such that a direct connection is not required. The conductive leads 965, 970 are joined by a connector lead or wire 975 to generate a short circuit in the sensor 900. In an embodiment, the conductive leads 965, 970 and connector lead 975 are a single connected structure. In an embodiment, the sensor cover 962 further comprises one or more attachment arms 980, 982 for releasably securing the sensor cover 962 to the sensor 900. In an embodiment, the sensor cover 962 further comprises a recess 985 to conform against a protrusion 910 on the contact surface 903 of the sensor. In one embodiment, the sensor cover 962 is formed out of a sound deadening material, such as foam or rubber. In one embodiment, the sensor cover 962 is made of hard plastic or other types of plastic materials.

Conditional language used herein, such as, among others, "can," "could," "might," "may," "e.g.," and the like, unless specifically stated otherwise, or otherwise understood within the context as used, is generally intended to convey that certain embodiments include, while other embodiments do not include, certain features, elements and/or states. Thus, such conditional language is not generally intended to imply that features, elements and/or states are in any way required for one or more embodiments or that one or more embodiments necessarily include logic for deciding, with or without author input or prompting, whether these features, elements and/or states are included or are to be performed in any particular embodiment.

Various sensor covers have been disclosed in detail in connection with various embodiments. These embodiments are disclosed by way of examples only and are not to limit the scope of the claims that follow. One of ordinary skill in the art will appreciate the many variations, modifications and combinations. For example, in various embodiments, adhesive, snap-fit, friction-fit, clips, tabs, and other attachment mechanisms can be employed. In addition, in various embodiments the sensor covers are used with a sensor that can measure any type of physiological parameter. In various embodiments, the sensor covers can be for any type of medical device or sensor. In various embodiments, adhesive can be placed on both sides of the sensor cover to aid in the reattachment of sensors where the sensor adhesive has grown weak. In various embodiments, sensors covers can be made in whole or in part of materials such as foam, polyester, polypropylene, rubber, vinyl, cling vinyl, urethane rubber plastic or other plastic materials, cloth, metal, combinations of the same or the like.

What is claimed is:

1. A method of providing a sensor cover for a noninvasive physiological sensor, the method comprising: providing a sensor cover comprising:
  - an opaque portion attachable over a sensing portion of the sensor, the opaque portion configured to prevent the sensing portion from measuring a physiological variable; and
  - a connector for attaching the sensor cover to a sensor; and
 attaching the sensor cover to the sensor, the sensor cover removable from the sensor, wherein the connector comprises one or more attachment arms.
2. The method of claim 1, wherein the opaque portion is made of a sound-deadening material, the sound-deadening material configured to prevent the sensing portion of the sensor from measuring sound waves.
3. The method of claim 1, wherein the opaque portion is made of an insulating material, the insulating material configured to prevent the sensing portion of the sensor from measuring electrical signals.
4. The method of claim 1, wherein the connector further comprises a surface of the cover frictionally engageable with the sensor.
5. The method of claim 1, wherein the sensor is at least one of a pulse oximeter sensor, an acoustic sensor, or a bioimpedance sensor.
6. The method of claim 1, wherein the sensor is a clip-type sensor.

7. A method of providing a sensor cover for a noninvasive physiological sensor, the method comprising: providing a sensor cover comprising:
  - an opaque portion attachable over a sensing portion of the sensor, the opaque portion configured to prevent the sensing portion from measuring a physiological variable;
  - a connector for attaching the sensor cover to a sensor; and
  - one or more conductive leads disposed on the opaque portion, the conductive leads configured to generate a short circuit in the sensor; and
 attaching the sensor cover to the sensor, the sensor cover removable from the sensor.
8. The method of claim 7, wherein the opaque portion is made of a sound-deadening material, the sound-deadening material configured to prevent the sensing portion of the sensor from measuring sound waves.
9. The method of claim 7, wherein the opaque portion is made of an insulating material, the insulating material configured to prevent the sensing portion of the sensor from measuring electrical signals.
10. The method of claim 7, wherein the connector further comprises a surface of the cover frictionally engageable with the sensor.
11. The method of claim 7, wherein the sensor is at least one of a pulse oximeter sensor, an acoustic sensor, or a bioimpedance sensor.
12. The method of claim 7, wherein the sensor is a clip-type sensor.
13. A method of providing a sensor cover for a noninvasive physiological sensor, the method comprising: providing a sensor cover comprising:
  - an opaque portion attachable over a sensing portion of the sensor, the opaque portion configured to prevent the sensing portion from measuring a physiological variable; and
  - a connector for attaching the sensor cover to a sensor; and
 attaching the sensor cover to the sensor, the sensor cover removable from the sensor, wherein the sensor is an adhesive sensor having a flexible substrate and an adhesive layer, and wherein the opaque portion is an elongate protrusion integrated with the flexible substrate, wherein the connector is slot disposed on the flexible substrate for receiving the protrusion, and wherein placing the protrusion within the slot attaches the protrusion over the sensing portion.

\* \* \* \* \*

专利名称(译)	无创生理传感器套		
公开(公告)号	<a href="#">US10588556</a>	公开(公告)日	2020-03-17
申请号	US15/968393	申请日	2018-05-01
[标]申请(专利权)人(译)	梅西莫股份有限公司		
申请(专利权)人(译)	Masimo公司		
当前申请(专利权)人(译)	Masimo公司		
[标]发明人	KIANI ABRAHAM MAZDA KIANI MASSI JOE E		
发明人	KIANI, ABRAHAM MAZDA KIANI, MASSI JOE E.		
IPC分类号	A61B5/1455 A61B5/00 A61B5/024 A61B5/145		
CPC分类号	A61B5/6826 A61B5/6829 A61B5/14552 A61B5/6819 A61B5/14532 A61B5/68335 A61B5/02427 A61B5/14546 A61B5/02416 A61B5/6816 A61B5/6838 A61B5/6832		
优先权	61/229682 2009-07-29 US		
其他公开文献	US20190000362A1		
外部链接	<a href="#">Espacenet</a>		

摘要(译)

根据本公开的实施例的传感器盖能够与非侵入性生理传感器（诸如脉搏血氧饱和度传感器）一起使用。当不使用传感器时，传感器盖的某些实施例减少或消除了来自传感器的错误读数，例如，当脉搏血氧仪传感器处于活动状态但未使用时，通过阻挡脉搏血氧仪传感器的光检测组件，来减少或消除错误的读数。此外，传感器盖的实施例可以防止对传感器的损坏。另外，传感器盖的实施例防止了传感器的污染。

