



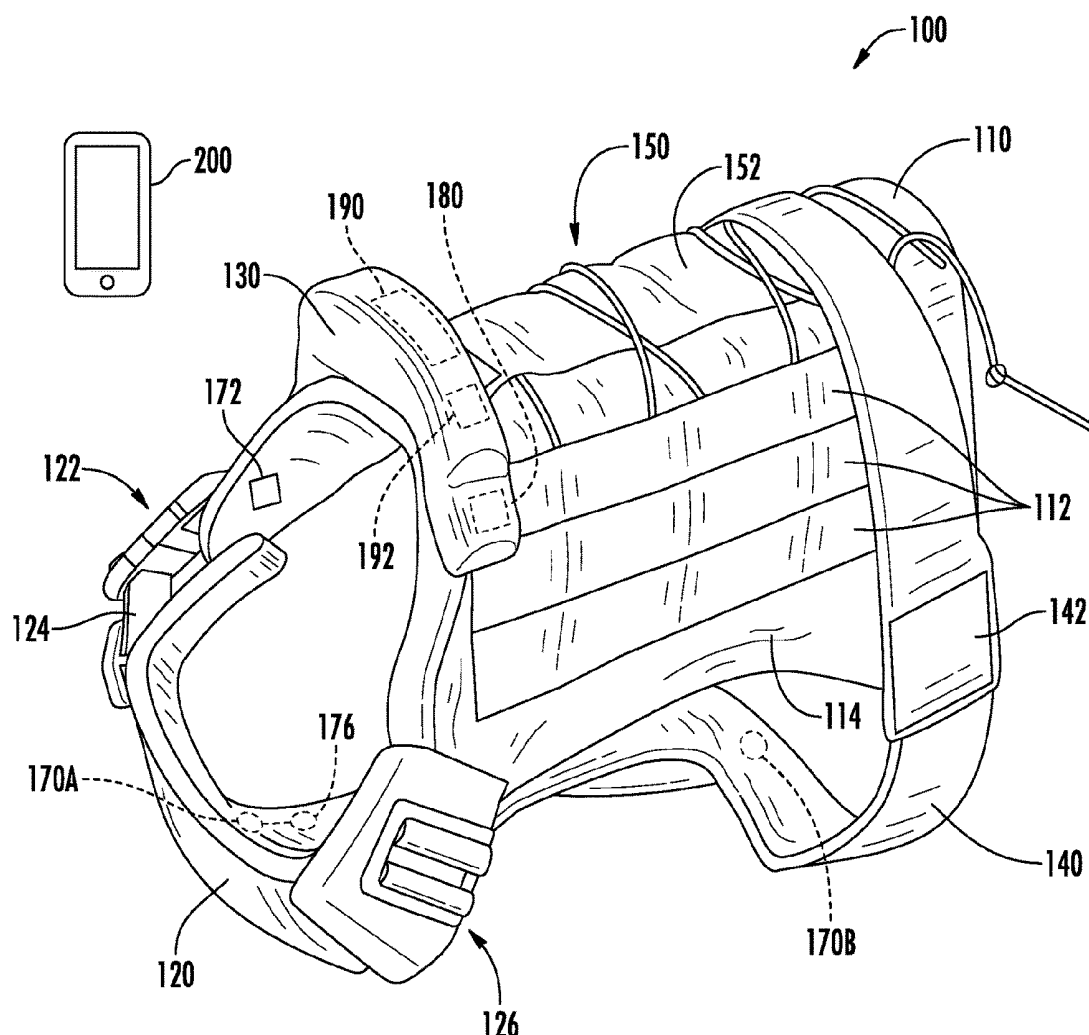
US 20200113728A1

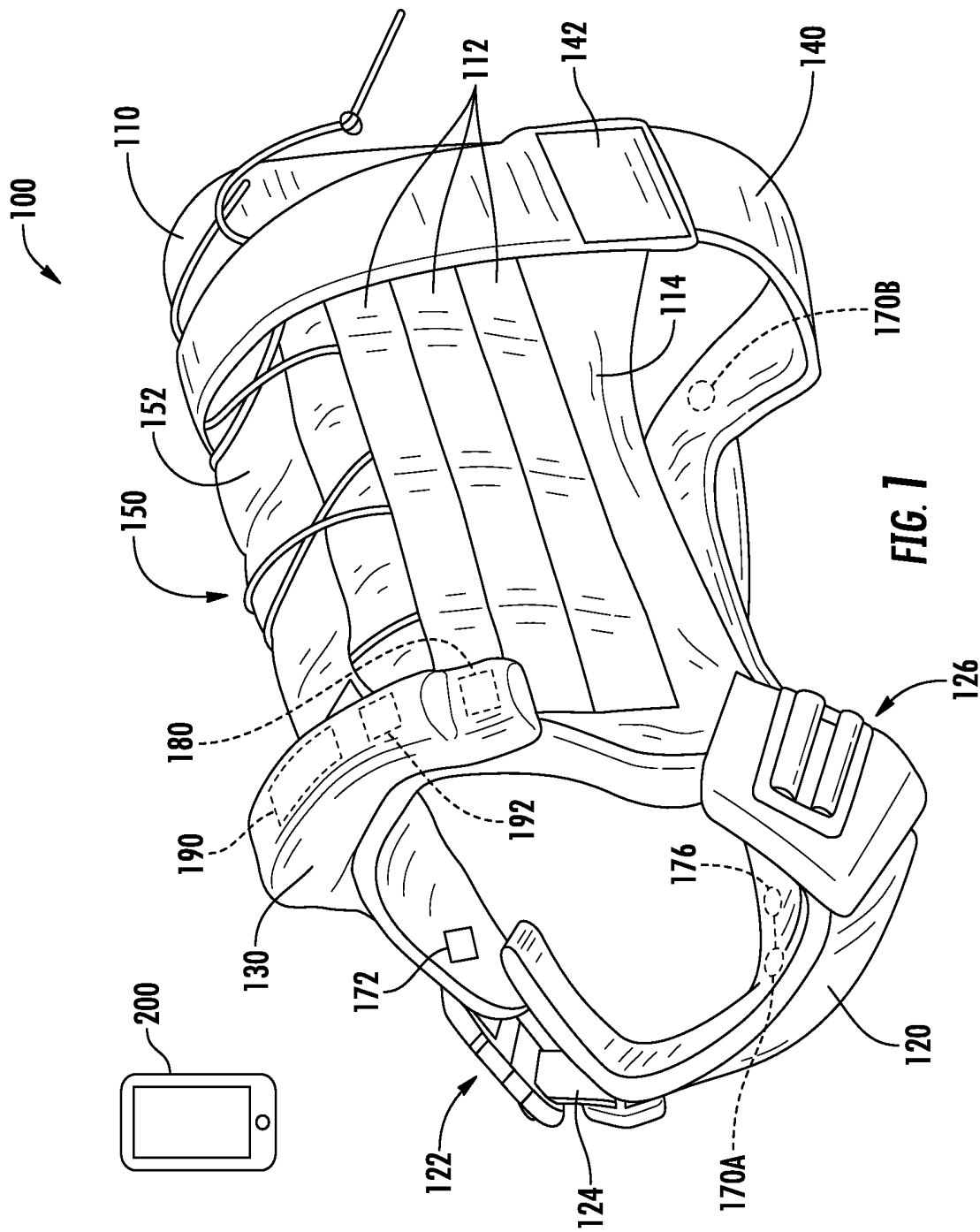
(19) **United States**(12) **Patent Application Publication**
Spector et al.(10) **Pub. No.: US 2020/0113728 A1**(43) **Pub. Date: Apr. 16, 2020**(54) **PET HARNESS FOR MONITORING BODY
TEMPERATURE AND PROVIDING
COOLING OR HEATING****Publication Classification**

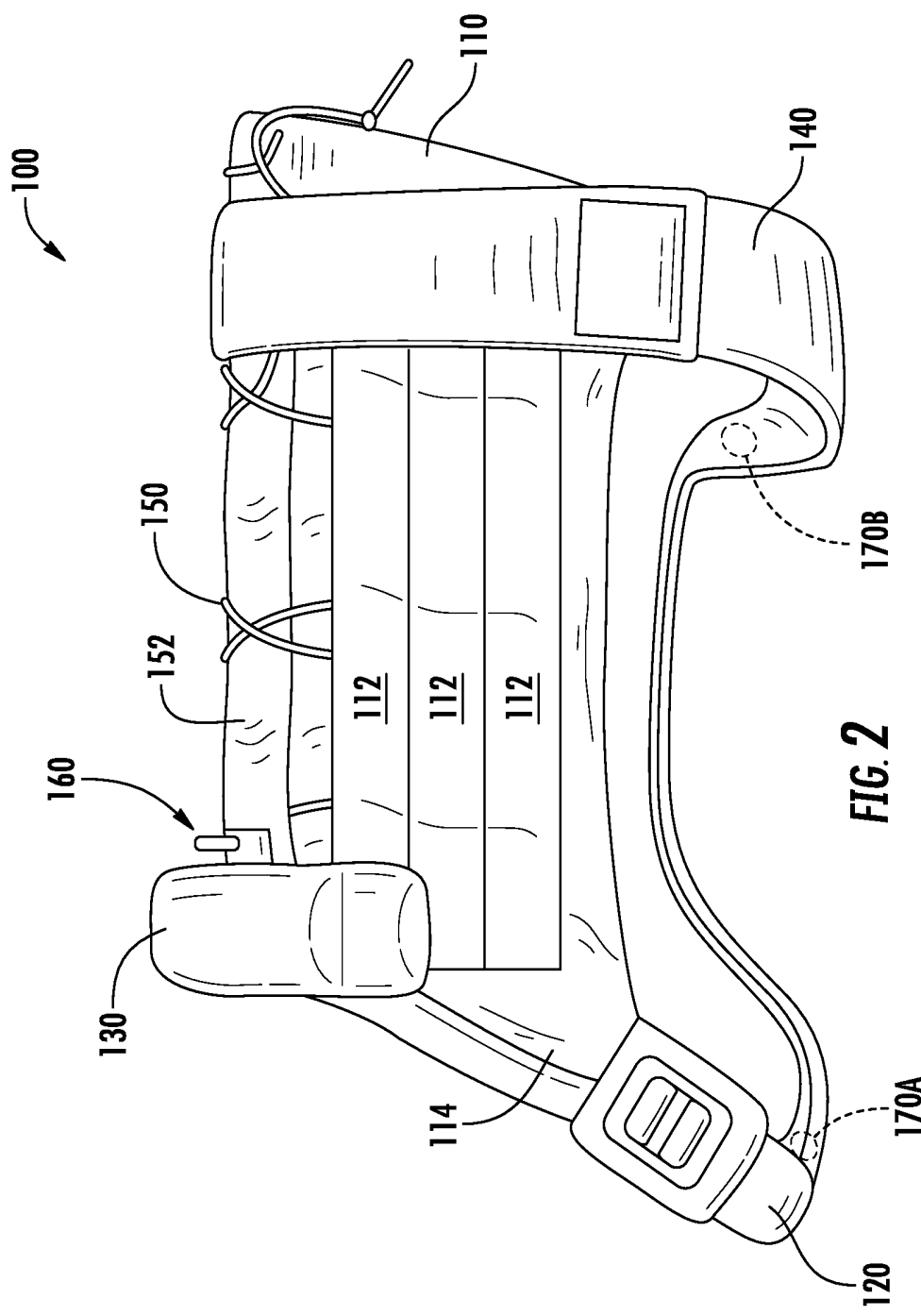
- (51) **Int. Cl.**
A61F 7/00 (2006.01)
A01K 27/00 (2006.01)
A01K 13/00 (2006.01)
A61B 5/01 (2006.01)
A61B 5/00 (2006.01)
A61B 5/145 (2006.01)
H04Q 9/00 (2006.01)
- (52) **U.S. Cl.**
CPC *A61F 7/0085* (2013.01); *A01K 27/002*
(2013.01); *A01K 13/006* (2013.01); *A61B 5/01*
(2013.01); *A61B 5/02438* (2013.01); *A61B*
5/14542 (2013.01); *H04Q 9/00* (2013.01);
A61F 7/00 (2013.01); *A61B 5/6805* (2013.01)

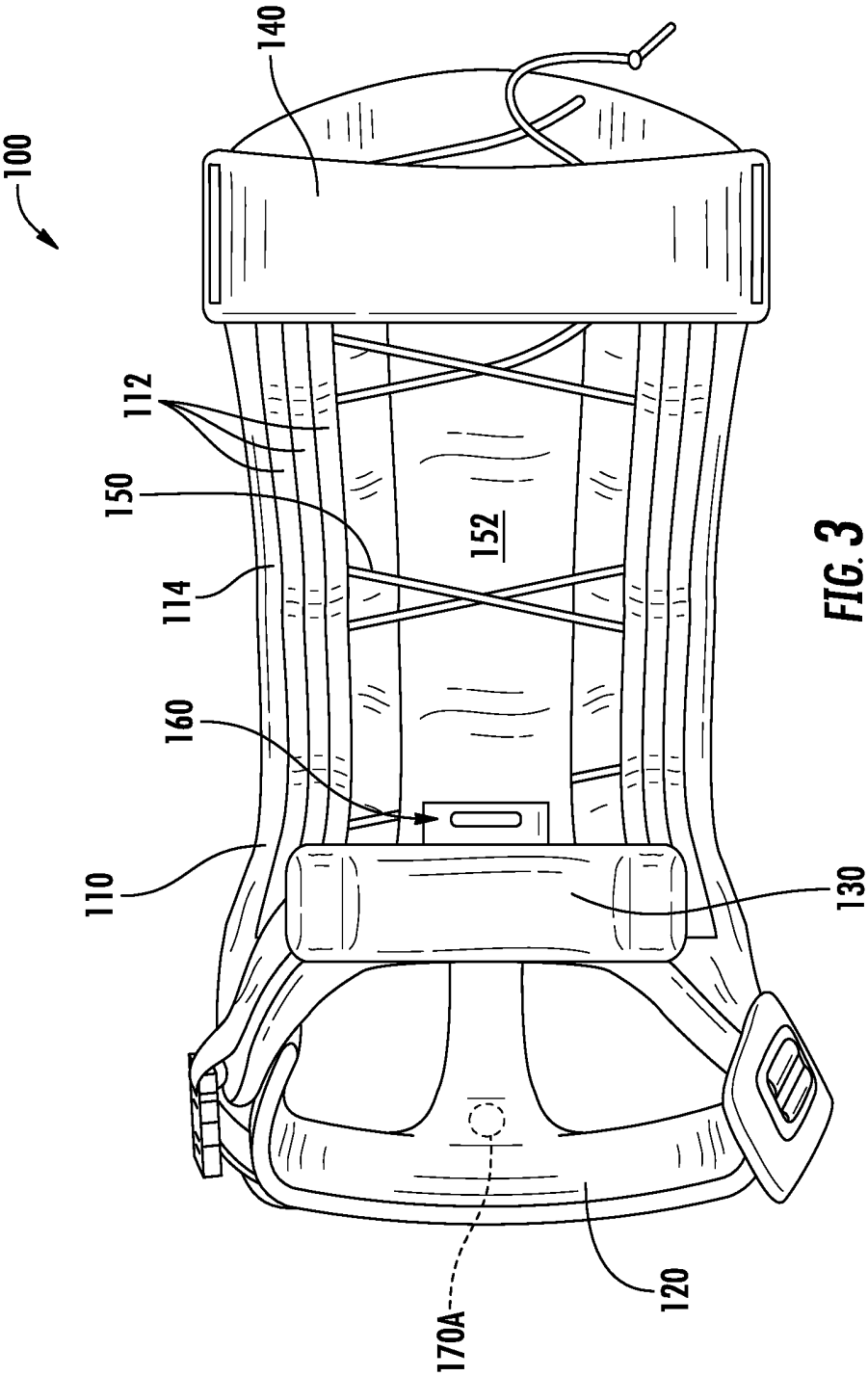
(71) Applicants: **Greyson Evan Spector**, Raleigh, NC
(US); **Cole Garrett Spector**, Raleigh,
NC (US); **Cade Wolfram Spector**,
Raleigh, NC (US); **Sawyer Beckett**
Spector, Raleigh, NC (US)(72) Inventors: **Greyson Evan Spector**, Raleigh, NC
(US); **Cole Garrett Spector**, Raleigh,
NC (US); **Cade Wolfram Spector**,
Raleigh, NC (US); **Sawyer Beckett**
Spector, Raleigh, NC (US)(21) Appl. No.: **16/597,178**(22) Filed: **Oct. 9, 2019****Related U.S. Application Data**(60) Provisional application No. 62/743,960, filed on Oct.
10, 2018.**ABSTRACT**

A harness for heating and/or cooling a wearer (e.g., a pet) of the harness includes an outer cover including a harness neck strap and a harness chest strap for securing the harness about the wearer of the harness, an internal surface having a breathable fabric material, at least one sensor attached to the harness chest strap, a thermal control device that cools or heats the wearer of the harness, a controller to activate the thermal control device, and straps arranged over an external surface of the outer cover.









**PET HARNESS FOR MONITORING BODY
TEMPERATURE AND PROVIDING
COOLING OR HEATING**

**CROSS-REFERENCE TO RELATED
APPLICATION**

[0001] This application claims priority to U.S. Provisional Patent Application Ser. No. 62/743,960, filed Oct. 10, 2018, the disclosure of which is incorporated herein by reference in its entirety.

TECHNICAL FIELD

[0002] The subject matter herein generally relates to the field of heated and cooled wearable garments. The subject matter herein more particularly relates to systems, devices, and methods for monitoring a temperature of the wearer via a wearable garment, particularly a wearable harness for animals, and actively providing heating or cooling to the wearer.

BACKGROUND

[0003] Presently, a wearable harness is a popular, and often mandatory, device for attaching a leash and/or identification tags to control and/or identify an animal, such as a dog, while in public spaces, such as at parks, on streets, on hiking trails, and the like. During periods of hot and cold temperatures, it is known that the core temperature of an animal can become dangerously hot or cold due to exposure to the prevailing weather conditions. Similarly, it is not uncommon for humans working or performing other activities outdoors to become dangerously hot or cold. Many people engaging in such outdoor activities already wear specific harness-like garments, including, for example, reflective vests, hunting/fishing/hiking vests, and the like. As such, there exists a need at present to have a device and method of monitoring and maintaining a temperature of the wearer to be within a predefined acceptable range.

SUMMARY

[0004] A harness for heating and/or cooling a wearer of the harness is provided, the harness comprising an outer cover comprising a harness neck strap and a harness chest strap for securing the harness about the wearer of the harness; an internal surface comprising a breathable fabric material; at least one sensor attached to the harness chest strap; a thermal control device configured to cool or heat the wearer of the harness; a controller configured to activate the thermal control device; and a plurality of straps arranged over an external surface of the outer cover.

[0005] In some embodiments of the harness, the at least one sensor comprises a respiration sensor, a pulse sensor, and/or a temperature sensor.

[0006] In some embodiments of the harness, the temperature sensor is a cutaneous temperature sensor.

[0007] In some embodiments of the harness, the plurality of straps are configured to retain a power supply for the controller, the thermal control device, and/or the at least one sensor.

[0008] In some embodiments of the harness, the thermal control device is contained, at least in part, within a region of the harness neck strap.

[0009] In some embodiments of the harness, the breathable fabric material is a mesh-like material.

[0010] In some embodiments, the harness comprises one or more hollow spaces between the outer cover and the internal surface, through which air flow for the thermal control device is configured to be blown during operation, such that the air flow exit the hollow spaces through the mesh-like material of the inner surface to impinge upon a skin surface of the wearer of the harness.

[0011] In some embodiments of the harness, the outer cover comprises a layer that restricts airflow passing there-through, so that substantially all of the air flow through the hollow spaces exits through the mesh-like material and onto the skin surface of the wearer of the harness.

[0012] In some embodiments of the harness, the thermal control device is configured to generate cooled air that can be ventilated onto the wearer of the harness through the mesh-like material of the internal surface via the hollow spaces.

[0013] In some embodiments of the harness, the thermal control device is a convective heater configured to generate heated air that can be ventilated onto the wearer of the harness through the mesh-like material of the internal surface via the hollow spaces.

[0014] In some embodiments of the harness, the thermal control device comprises one or more heating pads distributed about the harness to conduct heat to the wearer of the harness.

[0015] In some embodiments of the harness, the outer cover comprises a harness leg strap, and wherein a second at least one sensor is attached to the harness leg strap.

[0016] In some embodiments of the harness, the thermal control device is a cooling device comprising one or more of forced air cooling, evaporative cooling, and conductive cooling.

[0017] In some embodiments of the harness, the controller is configured to monitor a signal received from the at least one sensor, the signal comprising a vital parameter of the wearer of the harness.

[0018] In some embodiments of the harness, the vital parameter comprises one or more of a temperature, a respiration rate, a pulse rate, and a blood oxygen level.

[0019] In some embodiments of the harness, the controller is configured to compare the vital parameter against a predetermined threshold for the vital parameter and activate the thermal control device when the signal indicates that the vital parameter is beyond the predetermined threshold.

[0020] In some embodiments of the harness, the predetermined threshold is a default value based on a species of the wearer of the harness.

[0021] In some embodiments of the harness, the predetermined threshold is configured to be set by an instruction received from a remote input.

[0022] In some embodiments of the harness, the remote input is an input from an application on a mobile computing device.

[0023] In some embodiments of the harness, the controller is configured to activate the thermal control device based on an input from a user, wherein the input is configured to be received manually and/or remotely.

BRIEF DESCRIPTION OF THE DRAWING

[0024] A full and enabling disclosure of the present subject matter is set forth more in the remainder of the specification, including, for example, by referencing the accompanying example figures, in which:

[0025] FIG. 1 shows an isometric view of an example embodiment of a wearable garment configured to heat and/or cool a wearer, in accordance with the disclosure herein;

[0026] FIG. 2 shows a side view of the example embodiment of the wearable garment in FIG. 1, in accordance with the disclosure herein; and

[0027] FIG. 3 shows a top view of the example embodiment of the wearable garment in FIG. 1, in accordance with the disclosure herein.

DETAILED DESCRIPTION

[0028] This specification discloses systems and methods for monitoring the temperature and/or physical distress of a wearer and provides heating or cooling to the wearer (e.g., using a thermal control device) based on the parameters measured. While such systems and methods may be applied to and/or worn by any suitable animal, including humans, the following example embodiment is directed to a pet harness adapted for being worn by a pet and, specifically, by a dog.

[0029] FIGS. 1-3 show various views of a harness, generally designated 100. The harness 100 has one or more sensors 170A, 170B capable of monitoring a wearer's (e.g., a dog's) body temperature or other vital signs (e.g., respiration rate, pulse rate, blood oxygen level, and the like). In some embodiments, it is advantageous for one or more of the sensors 170A, 170B to be temperature sensors that detect the wearer's body temperature cutaneously (e.g., by contact with the skin). In some embodiments, one or more of the sensors 170A, 170B is a thermistor, which may be particularly advantageous due to the increased accuracy compared to other types of temperature sensors, while the limited temperature ranges over which such thermistors exhibit such increased accuracy is acceptable due to the limited range of safe body temperatures. The illustration of the harness 100 shown in FIG. 1 is merely an example embodiment and is in no way to be construed as limiting the scope of the subject matter disclosed herein.

[0030] In some embodiments, one or more further sensors 172 may be provided, including, for example and without limitation, as a respiration sensor, a pulse sensor, a blood oxygen sensor, and the like. In some embodiments, the harness 100 comprises a transceiver 180, which can be wired but is preferably wireless. The transceiver 180 can be physically discrete (e.g., nonintegral) receiver and transmitter units or can be an integral unit with both send/receive functionality integrated therein. The transceiver 180 is configured to transmit information from the one or more sensors 170A, 170B, 172 to a remote location, which can be, for example, a server, a direct connection to a mobile device 200, or any other suitable transmission path and/or storage location. Similarly, the transceiver 180 is configured to receive commands/instructions from a remote location (e.g., a user on a mobile device or a web terminal). In some embodiments, the data transmitted may be sent periodically from the transceiver 180 to the remote location in an automatic manner, but in other embodiments it may be necessary for a query from the remote location to be received at the transceiver 180 to trigger the transmission of sensor data from the transceiver 180.

[0031] The harness 100 comprises an outer cover 110 that is sized to be approximately the same size (e.g., length, width, height, diameter, etc.) as the torso of the wearer of the

harness 100. The outer cover 110 has, in some embodiments, an inner surface made of a breathable fabric, which can be, or have aspects of, mesh, netting, and/or perforations formed at least partially or entirely therethrough. The harness 100 is secured to the wearer by one or more of a harness chest strap 120, a harness neck strap 130, and a harness abdominal strap 140. In some embodiments, the harness abdominal strap 140 can be in the form of a harness leg strap, which can be in addition to, or as a replacement for, the harness abdominal strap 140 shown in FIGS. 1-3. A connector 160 to secure a lead (e.g., a leash) onto the harness 100 to control one or more aspects of the movement of the wearer can be located at any suitable position on the harness 100 that is readily accessible while the harness 100 is being worn by the wearer, including one or more of the harness neck strap 130, the outer cover 110, and the harness chest strap 120.

[0032] One or more of the harness chest strap 120, a harness neck strap 130, and a harness abdominal strap 140 can be in the form of flexible elastic bands that are fixedly attached to the outer cover 110. One or more of the harness chest strap 120, a harness neck strap 130, and a harness abdominal strap 140 can be in the form of flat straps that are secured to the outer cover 110 by, for example, hook-and-loop fasteners, or any suitable type of attachment. In some embodiments, one or more of the harness chest strap 120, a harness neck strap 130, and a harness abdominal strap 140 can be a plurality of straps that can be in the form any of the flexible elastic bands and/or flat straps disclosed hereinabove. In any of the embodiments disclosed herein, the straps for one or all of the harness chest strap 120, a harness neck strap 130, and a harness abdominal strap 140 have a sufficient tensile strength and/or flexibility to retain a power source 190, such as an external battery pack, and/or a cooling unit (e.g., an ice pack or an amount of solid ice) in instances where direct cooling of the wearer is advantageous.

[0033] In the embodiment shown, the harness 100 comprises a plurality of cords 150, which are interlaced in a crossing pattern as shown in FIGS. 1-3. These cords 150 can be elastically deformable so that the length thereof can be altered (e.g., by stretching) so that the cords 150 can be used to secure, for example, a power source or cooling unit, as described above, respectively, or even a heater (e.g., an exothermic heater, an electric blanket-type heater, and the like) to the harness 100. In some embodiments, the harness 100 has a cover panel 152 that can be, for example, in the form of a pocket or sheet that can insulate the device secured by the cords 150 from the prevailing ambient conditions external to the harness 100. In some embodiments, the cover panel 152 can be used to shield the device secured by the cords 150 can be made of a reflective material to reflect incident light to decrease the temperature under the cover panel and of the wearer of the harness 100. In some embodiments, the cover panel 152 can be a vented material having a plurality of perforations formed therein that allow for the passage of air therethrough.

[0034] The sizing of the outer cover 110 can be customized to fit the wearer within a given range of sizes and/or dimensions by a set of straps 124 and buckles 122 that adjust an effective length of the harness chest strap 120, the harness neck strap 130, the harness leg strap 140, etc. In some embodiments, the cords 150 may also be adjusted to alter a fit of the harness 100 on the wearer. In some embodiments, the outer cover 110 comprises a rugged and wear-resistant

fabric, including a nylon material. In some embodiments, the outer cover **110** comprises a plurality of panels **112** that can be made of any suitable material, including, for example, a perforated material to allow ventilation there-through. In some embodiments, the panels **112** can be in the form of pockets into which cooled or heated devices (e.g., generally cylindrically-shaped and/or flexible ice packs and/or heaters) can be inserted to cool or heat, respectively, a wearer of the harness **100**. In some embodiments, the panels **112** can be made of a reflective material to reflect incident light and increase the visibility of the wearer, while wearing the harness **100**, by others. The outer cover **110** has a base layer **114**, which can be for providing ventilation and/or insulation to the wearer of the harness **100**.

[0035] In some embodiments, the harness neck strap **130** comprises a pocket or other at least partially enclosed region that contains a power source **190** (e.g., a battery, which can be rechargeable) and/or a cooling device, which can comprise a system for producing cooled air via a small electronic unit contained within this pocket/region. The internal surface of the base layer **114** of the harness **100** can include a “breathable” fabric, which can comprise a woven mesh material for allowing a ventilation of the wearer while using the harness **100**. This mesh allows for ventilation and air flow through the harness directly on to the animal to provide convective cooling of the animal. In some embodiments, this convective cooling can be configured as an evaporative cooling system. In some embodiments, one or more hollow spaces, or pockets, is provided within the base layer **114**, between the internal and outer surfaces thereof, to provide for ventilation (e.g., air movement) and also to allow for the placement of heat sources (e.g., heating pads) therein. The cooling device is configured to generate and distribute the cooled air throughout the hollow spaces in the base layer **114** of the harness **100** to directly impinge cooling air on the skin of the wearer through the mesh-like internal surface of the base layer **114** of the harness **100**.

[0036] In some embodiments, the cooling device comprises one or more air moving devices (e.g., fans, blowers, and the like) for moving the cooled air through the hollow space/internal pockets of the base layer **114** of the harness **100**. The cooling devices can comprise aspects of one or more of convective cooling, evaporative cooling, or conductive cooling (e.g., directly applying a cold pack to the skin of the wearer).

[0037] In some other embodiments, the harness **100** comprises a heating system configured to generate and distribute heat to the wearer of the harness **100** similarly to the operation of the cooling system. As such, some embodiments will comprise primarily convective heating systems that are configured to distribute heated air through the hollow space/internal pockets of the base layer **114** of the harness **100** and to heat the skin of the wearer of the harness **100**. In some embodiments, one or more heating pads (e.g., resistive heaters, exothermic heaters, or preheated materials) may be distributed about (e.g., internal and/or external to) the harness **100** and be powered by a battery pack (e.g., power source **190**). Any such heating pads may be configured to operate at a suitably low voltage (e.g., 5V, 12V, 24V, 36V, and the like). In some embodiments, the heating pads may be configured to connect to a battery pack (e.g., power source **190**) via a USB connector to receive power from the battery pack at approximately 5V. For example, a 10,400 mAh battery pack is capable of providing sufficient heat for

a user for a duration of between approximately 3-12 hours, depending on the ambient temperature, the number of heating pads needed, the temperature to which the heating pads are set, etc. These heating pads can be positioned such that the heat produced thereby is distributed through the mesh-like internal surface of the base layer **114** of the harness **100** to impinge warmed air against the skin of the wearer.

[0038] The harness **100** comprises a controller **192** which can be connected to a power supply (e.g., power source **190**). The controller **192** may comprise, for example, a processor, a memory, and a storage or any other suitable device. The controller **192** is typically connected electrically (e.g., via a wired connection) to each sensor **170A**, **170B**, **172** of the harness **100**, but in some embodiments one or more sensors **170A**, **170B**, **172** can be in wireless communication with the controller **192**. In instances where one or more sensors **170A**, **170B**, **172** are wirelessly connected to the controller **192**, the sensors **170A**, **170B**, **172** can comprise a discrete power supply **176**, which can be a power generation device. Such a power generation device can be of any suitable type, including, for example, kinetic generators that would generate power while the wearer of the harness **100** is moving. Any suitable wireless transmission type may be used, including, for example, Wi-Fi®, Bluetooth®, RFID, and the like. Any combination of wired and wireless sensors may be implemented for the sensors **170A**, **170B**, **172**. In some embodiments, the controller **192** and/or one or more of the sensors **170A**, **170B**, **172** can be contained within the harness chest strap **120**.

[0039] The controller **192** monitors the output(s) of the sensors **170A**, **170B**, **172** installed on the harness **100** and, depending on an operating mode selected, triggers an alert when the temperature, respiration rate, and/or pulse of the wearer, as detected by the sensors **170A**, **170B**, **172**, exceeds predetermined threshold values and/or automatically triggers the heating or cooling features, depending on whether heating or cooling is needed in any given operational scenario and/or operating mode. These threshold values can be preset based on the type of wearer (e.g., dog, cat, pig, horse) of the harness **100** selected by an observer (e.g., a human). These threshold values can be further adjusted by the observer via a remote access application (e.g., a mobile application) to provide for earlier or delayed activation of the heating and/or cooling features. In some embodiments, the controller **192** may be configured to initially trigger an alert at a first warning sensor threshold, with the controller **192** being configured to only enable the heating or cooling features when a second critical sensor threshold is detected to avert physical harm to the wearer of the harness **100** from exposure to extreme temperatures. In embodiments where the first warning sensor threshold triggers an alert to an observer, the observer can manually trigger activation of the heating or cooling features on the harness **100**, whether by a physical switch located on the harness or remotely (e.g., via the mobile application).

[0040] In some embodiments, the heating and cooling devices can be integrated within a single harness **100**. In some other embodiments, the heating and cooling devices can be configured to be interchangeable, allowing for seasonal changes from heating-to-cooling or cooling-to-heating based on seasonal weather patterns.

[0041] While the embodiment of FIGS. 1-3 is provided merely for purposes of illustration, the features included in this example embodiment may be combined in any possible

combination, as would be readily understood by persons having ordinary skill in the art.

[0042] The subject matter disclosed herein can be implemented in software in combination with hardware and/or firmware. For example, the subject matter described herein can be implemented in software executed by a processor or processing unit. In one exemplary implementation, the subject matter described herein can be implemented using a computer readable medium having stored thereon computer executable instructions that when executed by a processor of a computer control the computer to perform steps. Exemplary computer readable mediums suitable for implementing the subject matter described herein include non-transitory devices, such as disk memory devices, chip memory devices, programmable logic devices, and application specific integrated circuits. In addition, a computer readable medium that implements the subject matter described herein can be located on a single device or computing platform or can be distributed across multiple devices or computing platforms.

[0043] While at least one example embodiment of the invention(s) is disclosed herein, it should be understood that modifications, substitutions and alternatives may be apparent to one of ordinary skill in the art and can be made without departing from the scope of this disclosure. This disclosure is intended to cover any adaptations or variations of the exemplary embodiment(s). In addition, in this disclosure, the terms “comprise” or “comprising” do not exclude other elements or steps, the terms “a”, “an” or “one” do not exclude a plural number, and the term “or” means either or both. Furthermore, characteristics or steps which have been described may also be used in combination with other characteristics or steps and in any order unless the disclosure or context suggests otherwise.

[0044] Other embodiments of the current invention will be apparent to those skilled in the art from a consideration of this specification or practice of the invention disclosed herein. Thus, the foregoing specification is considered merely exemplary of the current invention with the true scope thereof being defined by the following claims.

What is claimed is:

1. A harness for heating and/or cooling a wearer of the harness, the harness comprising:

an outer cover comprising a harness neck strap and a harness chest strap for securing the harness about the wearer of the harness;

an internal surface comprising a breathable fabric material;

at least one sensor attached to the harness chest strap;

a thermal control device configured to cool or heat the wearer of the harness;

a controller configured to activate the thermal control device; and

a plurality of straps arranged over an external surface of the outer cover.

2. The harness of claim 1, wherein the at least one sensor comprises a respiration sensor, a pulse sensor, and/or a temperature sensor.

3. The harness of claim 2, wherein the temperature sensor is a cutaneous temperature sensor.

4. The harness of claim 1, wherein the plurality of straps are configured to retain a power supply for the controller, the thermal control device, and/or the at least one sensor.

5. The harness of claim 1, wherein the thermal control device is contained, at least in part, within a region of the harness neck strap.

6. The harness of claim 1, wherein the breathable fabric material is a mesh-like material.

7. The harness of claim 6, comprising one or more hollow spaces between the outer cover and the internal surface, through which air flow for the thermal control device is configured to be blown during operation, such that the air flow exit the hollow spaces through the mesh-like material of the inner surface to impinge upon a skin surface of the wearer of the harness.

8. The harness of claim 7, wherein the outer cover comprises a layer that restricts airflow passing therethrough, so that substantially all of the air flow through the hollow spaces exits through the mesh-like material and onto the skin surface of the wearer of the harness.

9. The harness of claim 7, wherein the thermal control device is configured to generate cooled air that can be ventilated onto the wearer of the harness through the mesh-like material of the internal surface via the hollow spaces.

10. The harness of claim 7, wherein the thermal control device is a convective heater configured to generate heated air that can be ventilated onto the wearer of the harness through the mesh-like material of the internal surface via the hollow spaces.

11. The harness of claim 1, wherein the thermal control device comprises one or more heating pads distributed about the harness to conduct heat to the wearer of the harness.

12. The harness of claim 1, wherein the outer cover comprises a harness leg strap, and wherein a second at least one sensor is attached to the harness leg strap.

13. The harness of claim 1, wherein the thermal control device is a cooling device comprising one or more of forced air cooling, evaporative cooling, and conductive cooling.

14. The harness of claim 1, wherein the controller is configured to monitor a signal received from the at least one sensor, the signal comprising a vital parameter of the wearer of the harness.

15. The harness of claim 14, wherein the vital parameter comprises one or more of a temperature, a respiration rate, a pulse rate, and a blood oxygen level.

16. The harness of claim 14, wherein the controller is configured to compare the vital parameter against a predetermined threshold for the vital parameter and activate the thermal control device when the signal indicates that the vital parameter is beyond the predetermined threshold.

17. The harness of claim 16, wherein the predetermined threshold is a default value based on a species of the wearer of the harness.

18. The harness of claim 16, wherein the predetermined threshold is configured to be set by an instruction received from a remote input.

19. The harness of claim 18, wherein the remote input is an input from an application on a mobile computing device.

20. The harness of claim 1, wherein the controller is configured to activate the thermal control device based on an input from a user, wherein the input is configured to be received manually and/or remotely.

* * * * *

专利名称(译)	宠物束带，用于监测体温并提供冷却或加热		
公开(公告)号	US20200113728A1	公开(公告)日	2020-04-16
申请号	US16/597178	申请日	2019-10-09
[标]申请(专利权)人(译)	斯佩克特Greyson埃文 斯佩克特-加勒特 斯佩克特-沃尔夫勒姆 SPECICAL SAWYER BECKETT		
申请(专利权)人(译)	斯佩克特，GREYSON EVAN 斯佩克特，科尔加勒特 斯佩克特，凯德钨 斯佩克特，SAWYER BECKETT		
当前申请(专利权)人(译)	斯佩克特，GREYSON EVAN 斯佩克特，科尔加勒特 斯佩克特，凯德钨 斯佩克特，SAWYER BECKETT		
[标]发明人	SPECTOR GREYSON EVAN SPECTOR COLE GARRETT SPECTOR CADE WOLFRAM SPECTOR SAWYER BECKETT		
发明人	SPECTOR, GREYSON EVAN SPECTOR, COLE GARRETT SPECTOR, CADE WOLFRAM SPECTOR, SAWYER BECKETT		
IPC分类号	A61F7/00 A01K27/00 A01K13/00 A61B5/01 A61B5/00 A61B5/145 H04Q9/00		
CPC分类号	A61F2007/0094 A61F2007/0064 A61F2007/0065 A61B5/02438 A61F2007/0011 A61B5/6805 A61F2007/0093 A61F2007/0018 H04Q9/00 A61F7/00 A61B5/14542 A01K27/002 A61B2503/40 A61B5/ /0816 A01K13/006 A61B5/01 A61F7/0085 A61B5/02055 A61B5/024 A61B5/4848 A61B5/6822 A61B5/ /6828 A61B5/6831 H04Q2209/43 H04Q2209/823 H04Q2209/86		
优先权	62/743960 2018-10-10 US		
外部链接	Espacenet USPTO		

摘要(译)

用于加热和/或冷却线束的穿着者（例如，宠物）的线束包括外罩，该外罩包括线束脖子带和用于将线束围绕线束的穿着者固定的线束胸带，其内表面具有透气性。织物材料，至少一个固定在背带胸带上的传感器，用于冷却或加热背带佩戴者的热控制装置，用于激活该热控制装置的控制装置以及布置在外罩外表面上的带。

