



US010335033B2

(12) **United States Patent**  
**Al-Ali**

(10) **Patent No.:** **US 10,335,033 B2**  
(45) **Date of Patent:** **\*Jul. 2, 2019**

(54) **PHYSIOLOGICAL MEASUREMENT DEVICE**

(71) Applicant: **MASIMO CORPORATION**, Irvine, CA (US)

(72) Inventor: **Ammar Al-Ali**, San Juan Capistrano, CA (US)

(73) Assignee: **MASIMO CORPORATION**, Irvine, CA (US)

(\* ) Notice: Subject to any disclaimer, the term of this patent is extended or adjusted under 35 U.S.C. 154(b) by 0 days.  
This patent is subject to a terminal disclaimer.

(21) Appl. No.: **16/198,057**

(22) Filed: **Nov. 21, 2018**

(65) **Prior Publication Data**

US 2019/0090748 A1 Mar. 28, 2019

**Related U.S. Application Data**

(63) Continuation of application No. 15/448,989, filed on Mar. 3, 2017, which is a continuation of application (Continued)

(51) **Int. Cl.**  
**A61B 5/1455** (2006.01)  
**A61B 5/00** (2006.01)  
(Continued)

(52) **U.S. Cl.**  
CPC ..... **A61B 5/0024** (2013.01); **A61B 5/002** (2013.01); **A61B 5/0004** (2013.01); **A61B 5/0015** (2013.01); **A61B 5/0026** (2013.01); **A61B 5/021** (2013.01); **A61B 5/0205** (2013.01); **A61B 5/02427** (2013.01); **A61B 5/02438** (2013.01);  
(Continued)

(58) **Field of Classification Search**

CPC ... A61B 5/0002; A61B 5/0004; A61B 5/0024; A61B 5/02; A61B 5/0205; A61B 5/0402; A61B 5/1455; A61B 5/14551; A61B 5/6825; A61B 5/6826; A61B 5/6831; A61B 5/72; A61B 2560/0043; A61B 2562/06

See application file for complete search history.

(56) **References Cited**

U.S. PATENT DOCUMENTS

3,646,606 A 2/1972 Buxton et al.  
3,690,313 A 9/1972 Weppner et al.  
(Continued)

FOREIGN PATENT DOCUMENTS

EP 0 602 459 6/1994  
EP 0 735 499 10/1996  
(Continued)

OTHER PUBLICATIONS

US 8,845,543 B2, 09/2014, Diab et al. (withdrawn)  
(Continued)

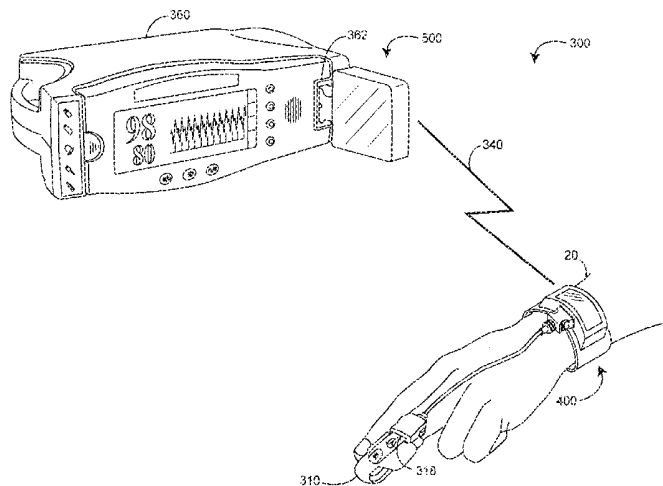
*Primary Examiner* — Eric F Winakur

(74) *Attorney, Agent, or Firm* — Knobbe Martens Olson & Bear LLP

(57) **ABSTRACT**

A sensor interface is configured to receive a sensor signal. A transmitter generates a transmit signal. A receiver receives the signal corresponding to the transmit signal. Further, a monitor interface is configured to communicate a waveform to the monitor so that measurements derived by the monitor from the waveform are generally equivalent to measurements derivable from the sensor signal.

**28 Claims, 17 Drawing Sheets**



**Related U.S. Application Data**

No. 14/815,232, filed on Jul. 31, 2015, now abandoned, which is a continuation of application No. 14/217,788, filed on Mar. 18, 2014, now Pat. No. 9,113,832, which is a continuation of application No. 14/037,137, filed on Sep. 25, 2013, now Pat. No. 9,113,831, which is a continuation of application No. 12/955,826, filed on Nov. 29, 2010, now Pat. No. 8,548,548, which is a continuation of application No. 11/417,006, filed on May 3, 2006, now Pat. No. 7,844,315, which is a continuation of application No. 11/048,330, filed on Feb. 1, 2005, now Pat. No. 7,844,314, which is a continuation of application No. 10/377,933, filed on Feb. 28, 2003, now Pat. No. 6,850,788.	5,203,342 A 5,262,944 A 5,277,189 A 5,278,627 A 5,282,474 A 5,296,688 A 5,309,918 A 5,318,037 A 5,319,355 A 5,331,549 A 5,333,106 A 5,337,744 A 5,341,805 A 5,348,008 A 5,358,519 A D353,195 S D353,196 S 5,375,599 A 5,375,604 A 5,377,676 A 5,392,777 A 5,400,794 A D357,982 S 5,416,695 A 5,417,222 A D359,546 S 5,431,170 A 5,434,611 A D361,840 S D362,063 S 5,452,717 A D363,120 S 5,456,252 A 5,479,934 A 5,482,036 A 5,483,968 A 5,490,505 A 5,490,523 A 5,494,041 A 5,494,043 A 5,503,149 A 5,505,202 A 5,511,553 A 5,533,511 A 5,534,851 A 5,537,289 A 5,544,649 A 5,553,609 A 5,558,638 A 5,561,275 A 5,562,002 A 5,566,676 A 5,576,952 A 5,579,001 A 5,584,296 A 5,590,649 A 5,602,924 A 5,619,991 A 5,632,272 A 5,638,816 A 5,638,818 A 5,640,953 A 5,640,967 A 5,645,440 A 5,658,316 A 5,673,692 A 5,685,299 A 5,685,314 A 5,687,717 A 5,694,020 A 5,724,580 A 5,724,983 A 5,725,308 A 5,734,739 A D393,830 S 5,743,262 A 5,746,697 A 5,754,111 A 5,758,079 A	4/1993 Sakai 11/1993 Weisner et al. 1/1994 Jacobs 1/1994 Aoyagi et al. 2/1994 Valdes Sosa et al. 3/1994 Hamilton et al. 5/1994 Schraag 6/1994 Evans et al. 6/1994 Russek 7/1994 Crawford, Jr. 7/1994 Lanpher et al. 8/1994 Branigan 8/1994 Stavridi et al. 9/1994 Bornn et al. 10/1994 Grandjean 12/1994 Savage et al. 12/1994 Savage et al. 12/1994 Shimizu 12/1994 Kelly et al. 1/1995 Vari et al. 2/1995 Swedlow et al. 3/1995 Gorman 5/1995 Dahl et al. 5/1995 Stutman et al. 5/1995 Dempsey et al. 6/1995 Savage et al. 7/1995 Mathews 7/1995 Tamura 8/1995 Savage et al. 9/1995 Savage et al. 9/1995 Branigan et al. 10/1995 Savage et al. 10/1995 Vari et al. 1/1996 Imran 1/1996 Diab et al. 1/1996 Adam et al. 2/1996 Diab et al. 2/1996 Isaacson et al. 2/1996 Wilk 2/1996 O'Sullivan et al. 4/1996 Beavin 4/1996 Mogi et al. 4/1996 Segalowitz 7/1996 Kaspari et al. 7/1996 Russek 7/1996 Dahl 8/1996 David et al. 9/1996 Chen et al. 9/1996 Evers et al. 10/1996 Savage et al. 10/1996 Lalin 10/1996 Rosenfeldt et al. 11/1996 Stutman et al. 11/1996 Dempsey et al. 12/1996 Cui et al. 1/1997 Caro et al. 2/1997 Durand et al. 4/1997 Sloane 5/1997 Diab et al. 6/1997 Kiani-Azarbayjany et al. 6/1997 Diab et al. 6/1997 Bishop et al. 6/1997 Fine et al. 7/1997 Tobler et al. 8/1997 Lamond et al. 10/1997 Schulze et al. 11/1997 Diab et al. 11/1997 Geheb et al. 11/1997 Halpern et al. 12/1997 Lang et al. 3/1998 Levin et al. 3/1998 Selker et al. 3/1998 Smith et al. 3/1998 Sheehan et al. 4/1998 Tobler et al. 4/1998 Lepper, Jr. et al. 5/1998 Swedlow et al. 5/1998 Garcia 5/1998 Ludwig et al.
(60) Provisional application No. 60/367,428, filed on Mar. 25, 2002.	5,392,777 A 5,400,794 A D357,982 S 5,416,695 A 5,417,222 A D359,546 S 5,431,170 A 5,434,611 A D361,840 S D362,063 S 5,452,717 A D363,120 S 5,456,252 A 5,479,934 A 5,482,036 A 5,483,968 A 5,490,505 A 5,490,523 A 5,494,041 A 5,494,043 A 5,503,149 A 5,505,202 A 5,511,553 A 5,533,511 A 5,534,851 A 5,537,289 A 5,544,649 A 5,553,609 A 5,558,638 A 5,561,275 A 5,562,002 A 5,566,676 A 5,576,952 A 5,579,001 A 5,584,296 A 5,590,649 A 5,602,924 A 5,619,991 A 5,632,272 A 5,638,816 A 5,638,818 A 5,640,953 A 5,640,967 A 5,645,440 A 5,658,316 A 5,673,692 A 5,685,299 A 5,685,314 A 5,687,717 A 5,694,020 A 5,724,580 A 5,724,983 A 5,725,308 A 5,734,739 A D393,830 S 5,743,262 A 5,746,697 A 5,754,111 A 5,758,079 A	2/1995 Swedlow et al. 3/1995 Gorman 5/1995 Dahl et al. 5/1995 Stutman et al. 5/1995 Dempsey et al. 6/1995 Savage et al. 7/1995 Mathews 7/1995 Tamura 8/1995 Savage et al. 9/1995 Savage et al. 9/1995 Branigan et al. 10/1995 Savage et al. 10/1995 Vari et al. 1/1996 Imran 1/1996 Diab et al. 1/1996 Adam et al. 2/1996 Diab et al. 2/1996 Isaacson et al. 2/1996 Wilk 2/1996 O'Sullivan et al. 4/1996 Beavin 4/1996 Mogi et al. 4/1996 Segalowitz 7/1996 Kaspari et al. 7/1996 Russek 7/1996 Dahl 8/1996 David et al. 9/1996 Chen et al. 9/1996 Evers et al. 10/1996 Savage et al. 10/1996 Lalin 10/1996 Rosenfeldt et al. 11/1996 Stutman et al. 11/1996 Dempsey et al. 12/1996 Cui et al. 1/1997 Caro et al. 2/1997 Durand et al. 4/1997 Sloane 5/1997 Diab et al. 6/1997 Kiani-Azarbayjany et al. 6/1997 Diab et al. 6/1997 Bishop et al. 6/1997 Fine et al. 7/1997 Tobler et al. 8/1997 Lamond et al. 10/1997 Schulze et al. 11/1997 Diab et al. 11/1997 Geheb et al. 11/1997 Halpern et al. 12/1997 Lang et al. 3/1998 Levin et al. 3/1998 Selker et al. 3/1998 Smith et al. 3/1998 Sheehan et al. 4/1998 Tobler et al. 4/1998 Lepper, Jr. et al. 5/1998 Swedlow et al. 5/1998 Garcia 5/1998 Ludwig et al.
(51) <b>Int. Cl.</b>		
<i>A61B 5/0205</i> (2006.01)		
<i>A61B 5/0402</i> (2006.01)		
<i>A61B 5/021</i> (2006.01)		
<i>A61B 5/024</i> (2006.01)		
<i>A61B 5/0428</i> (2006.01)		
<i>A61B 5/0404</i> (2006.01)		
<i>G08B 21/04</i> (2006.01)		
<i>H04W 4/70</i> (2018.01)		
(52) <b>U.S. Cl.</b>		
CPC ..... <i>A61B 5/0404</i> (2013.01); <i>A61B 5/0428</i> (2013.01); <i>A61B 5/14552</i> (2013.01); <i>A61B 5/6824</i> (2013.01); <i>A61B 5/6826</i> (2013.01); <i>A61B 5/6831</i> (2013.01); <i>A61B 5/6838</i> (2013.01); <i>A61B 5/72</i> (2013.01); <i>A61B 5/7228</i> (2013.01); <i>A61B 5/7271</i> (2013.01); <i>A61B 5/742</i> (2013.01); <i>A61B 5/7425</i> (2013.01); <i>A61B 5/7445</i> (2013.01); <i>A61B 5/7475</i> (2013.01); <i>G08B 21/0453</i> (2013.01); <i>A61B 5/0402</i> (2013.01); <i>A61B 5/1455</i> (2013.01); <i>A61B 2560/0214</i> (2013.01); <i>A61B 2562/222</i> (2013.01); <i>A61B 2562/227</i> (2013.01); <i>H04W 4/70</i> (2018.02); <i>Y10S 128/903</i> (2013.01)		
(56) <b>References Cited</b>		
U.S. PATENT DOCUMENTS		
3,810,102 A	5/1974	Parks, III et al.
3,815,583 A	6/1974	Scheidt
3,972,320 A	8/1976	Kalman
3,978,849 A	9/1976	Geneen
4,013,067 A	3/1977	Kresse et al.
4,108,166 A	8/1978	Schmid
4,231,354 A	11/1980	Kurtz et al.
4,589,415 A	5/1986	Haaga
4,662,378 A	5/1987	Thomis
4,773,422 A	9/1988	Isaacson et al.
4,838,275 A	6/1989	Lee
4,852,570 A	8/1989	Levine
4,960,128 A	10/1990	Gordon et al.
4,964,408 A	10/1990	Hink et al.
RE33,643 E	7/1991	Isaacson et al.
5,041,187 A	8/1991	Hink et al.
5,069,213 A	12/1991	Poleczynski
5,090,410 A	2/1992	Saper et al.
5,092,340 A	3/1992	Yamaguchi et al.
5,140,519 A	8/1992	Friesdorf et al.
5,159,932 A	11/1992	Zanetti et al.
5,161,539 A	11/1992	Evans et al.
5,163,438 A	11/1992	Gordon et al.

(56)

## References Cited

## U.S. PATENT DOCUMENTS

5,758,644	A	6/1998	Diab et al.	6,154,667	A	11/2000	Miura et al.
5,760,910	A	6/1998	Lepper, Jr. et al.	6,157,850	A	12/2000	Diab et al.
5,769,785	A	6/1998	Diab et al.	6,165,005	A	12/2000	Mills et al.
5,772,585	A	6/1998	Lavin et al.	6,167,258	A	12/2000	Schmidt et al.
5,779,631	A	7/1998	Chance	D437,058	S	1/2001	Gozani
5,782,757	A	7/1998	Diab et al.	6,168,563	B1	1/2001	Brown
5,782,805	A	7/1998	Meinzer	6,171,237	B1	1/2001	Avitall et al.
5,785,659	A	7/1998	Caro et al.	6,175,752	B1	1/2001	Say et al.
5,791,347	A	8/1998	Flaherty et al.	6,178,343	B1	1/2001	Bindszus et al.
5,792,052	A	8/1998	Isaacson et al.	6,183,417	B1	2/2001	Gehab et al.
5,800,349	A	9/1998	Isaacson et al.	6,184,521	B1	2/2001	Coffin, IV et al.
5,801,637	A	9/1998	Lomholt	6,185,448	B1	2/2001	Borovsky
5,810,734	A	9/1998	Caro et al.	6,190,327	B1	2/2001	Isaacson et al.
5,813,403	A	9/1998	Soller et al.	6,195,576	B1	2/2001	John
5,822,544	A	10/1998	Chaco et al.	6,206,830	B1	3/2001	Diab et al.
5,822,546	A	10/1998	George	6,215,403	B1	4/2001	Chan et al.
5,823,950	A	10/1998	Diab et al.	6,221,012	B1	4/2001	Maschke et al.
5,829,723	A	11/1998	Brunner	6,224,553	B1	5/2001	Nevo
5,830,131	A	11/1998	Caro et al.	6,229,856	B1	5/2001	Diab et al.
5,830,137	A	11/1998	Scharf	6,230,142	B1	5/2001	Benigno et al.
5,833,618	A	11/1998	Caro et al.	6,232,609	B1	5/2001	Snyder et al.
RE36,000	E	12/1998	Swedlow et al.	6,236,872	B1	5/2001	Diab et al.
5,855,550	A	1/1999	Lai et al.	6,241,683	B1	6/2001	Macklem et al.
5,860,919	A	1/1999	Kiani-Azarbayjany et al.	6,241,684	B1	6/2001	Amano et al.
5,865,736	A	2/1999	Baker et al.	6,251,113	B1	6/2001	Appelbaum
5,876,351	A	3/1999	Rohde	6,253,097	B1	6/2001	Aronow et al.
5,879,292	A	3/1999	Sternberg et al.	6,256,523	B1	7/2001	Diab et al.
5,885,214	A	3/1999	Monroe et al.	6,263,222	B1	7/2001	Diab et al.
5,890,929	A	4/1999	Mills et al.	6,267,723	B1	7/2001	Matsumura et al.
5,904,654	A	5/1999	Wohltmann et al.	6,269,262	B1	7/2001	Kandori et al.
5,910,139	A	6/1999	Cochran et al.	6,278,522	B1	8/2001	Lepper, Jr. et al.
5,919,134	A	7/1999	Diab	6,280,213	B1	8/2001	Tobler et al.
5,921,920	A	7/1999	Marshall et al.	6,285,896	B1	9/2001	Tobler et al.
5,924,074	A	7/1999	Evans	6,289,238	B1	9/2001	Besson et al.
5,931,160	A	8/1999	Gilmore et al.	6,301,493	B1	10/2001	Marro et al.
5,931,791	A	8/1999	Saltzstein et al.	6,304,767	B1	10/2001	Soller et al.
5,934,925	A	8/1999	Tobler et al.	6,308,089	B1	10/2001	von der Ruhr et al.
5,940,182	A	8/1999	Lepper, Jr. et al.	6,312,378	B1	11/2001	Bardy
5,942,986	A	8/1999	Shabot et al.	6,317,627	B1	11/2001	Ennen et al.
5,957,854	A	9/1999	Besson et al.	6,321,100	B1	11/2001	Parker
5,987,343	A	11/1999	Kinast	6,322,502	B1	11/2001	Schoenberg et al.
5,987,519	A	11/1999	Peifer et al.	6,325,761	B1	12/2001	Jay
5,995,855	A	11/1999	Kiani et al.	6,329,139	B1	12/2001	Nova et al.
5,997,343	A	12/1999	Mills et al.	6,334,065	B1	12/2001	Al-Ali et al.
6,002,952	A	12/1999	Diab et al.	6,338,039	B1	1/2002	Lonski et al.
6,006,119	A	12/1999	Soller et al.	6,343,224	B1	1/2002	Parker
6,011,985	A	1/2000	Athan et al.	6,349,228	B1	2/2002	Kiani et al.
6,011,986	A	1/2000	Diab et al.	6,352,504	B1	3/2002	Ise
6,014,346	A	1/2000	Malone	6,354,235	B1	3/2002	Davies
6,018,673	A	1/2000	Chin et al.	6,360,114	B1	3/2002	Diab et al.
6,024,699	A	2/2000	Surwit et al.	6,364,834	B1	4/2002	Reuss et al.
6,027,452	A	2/2000	Flaherty et al.	6,364,839	B1	4/2002	Little et al.
6,032,678	A	3/2000	Rottem	6,368,283	B1	4/2002	Xu et al.
6,035,230	A	3/2000	Kang et al.	6,371,921	B1	4/2002	Caro et al.
6,036,642	A	3/2000	Diab et al.	6,374,129	B1	4/2002	Chin et al.
6,036,718	A	3/2000	Ledford et al.	6,377,829	B1	4/2002	Al-Ali
6,045,509	A	4/2000	Caro et al.	6,385,476	B1	5/2002	Osadchy et al.
6,045,527	A	4/2000	Appelbaum et al.	6,385,589	B1	5/2002	Trusheim et al.
6,057,758	A	5/2000	Dempsey et al.	6,387,039	B1	5/2002	Moses
6,067,462	A	5/2000	Diab et al.	6,388,240	B2	5/2002	Schulz et al.
6,081,735	A	6/2000	Diab et al.	6,397,091	B2	5/2002	Diab et al.
6,088,607	A	7/2000	Diab et al.	6,405,083	B1	6/2002	Rockwell et al.
6,090,056	A	7/2000	Bystrom et al.	6,407,335	B1	6/2002	Franklin-Lees
6,093,146	A	7/2000	Filangeri	6,430,437	B1	8/2002	Marro
6,101,478	A	8/2000	Brown	6,430,525	B1	8/2002	Weber et al.
6,106,463	A	8/2000	Wilk	6,440,067	B1	8/2002	Deluca et al.
6,110,522	A	8/2000	Lepper, Jr. et al.	6,454,708	B1	9/2002	Ferguson et al.
6,124,597	A	9/2000	Shehada	6,463,311	B1	10/2002	Diab
6,128,521	A	10/2000	Marro et al.	6,470,199	B1	10/2002	Kopotic et al.
6,129,675	A	10/2000	Jay	6,470,893	B1	10/2002	Boesen
6,132,218	A	10/2000	Benja-Athon	6,491,647	B1	12/2002	Bridger et al.
6,139,494	A	10/2000	Cairnes	6,501,975	B2	12/2002	Diab et al.
6,144,868	A	11/2000	Parker	6,505,059	B1	1/2003	Kollias et al.
6,151,516	A	11/2000	Kiani-Azarbayjany et al.	6,515,273	B2	2/2003	Al-Ali
6,152,754	A	11/2000	Gerhardt et al.	6,516,289	B2	2/2003	David et al.
				6,519,487	B1	2/2003	Parker
				6,524,240	B1	2/2003	Thede
				6,525,386	B1	2/2003	Mills et al.
				6,526,300	B1	2/2003	Kiani et al.

(56)

## References Cited

## U.S. PATENT DOCUMENTS

6,541,756 B2	4/2003	Schulz et al.	6,841,535 B2	1/2005	Divita et al.
6,542,764 B1	4/2003	Al-Ali et al.	6,845,256 B2	1/2005	Chin et al.
6,544,173 B2	4/2003	West et al.	6,850,787 B2	2/2005	Weber et al.
6,544,174 B2	4/2003	West et al.	6,850,788 B2	2/2005	Al-Ali
6,551,243 B2	4/2003	Bocione et al.	6,852,083 B2	2/2005	Caro et al.
6,553,242 B1	4/2003	Sarussi	6,855,112 B2	2/2005	Kao et al.
6,570,592 B1	5/2003	Sajdak et al.	6,860,266 B2	3/2005	Blike
6,577,893 B1	6/2003	Besson et al.	6,861,639 B2	3/2005	Al-Ali
6,578,428 B1	6/2003	Dromms et al.	6,897,788 B2	5/2005	Khair et al.
6,580,086 B1	6/2003	Schulz et al.	6,898,452 B2	5/2005	Al-Ali et al.
6,584,336 B1	6/2003	Ali et al.	6,907,237 B1	6/2005	Dorenbosch et al.
6,595,316 B2	7/2003	Cybulski et al.	6,915,149 B2	7/2005	Ben-haim
6,597,932 B2	7/2003	Tian et al.	6,920,345 B2	7/2005	Al-Ali et al.
6,597,933 B2	7/2003	Kiani et al.	6,931,268 B1	8/2005	Kiani-Azarbayjany et al.
6,606,511 B1	8/2003	Ali et al.	6,934,570 B2	8/2005	Kiani et al.
6,612,984 B1	9/2003	Kerr, II	6,939,305 B2	9/2005	Flaherty et al.
6,616,606 B1	9/2003	Peterson et al.	6,942,616 B2	9/2005	Kerr, II
6,632,181 B2	10/2003	Flaherty et al.	6,943,348 B1	9/2005	Coffin, IV
6,639,668 B1	10/2003	Trepagnier	6,950,687 B2	9/2005	Al-Ali
6,640,116 B2	10/2003	Diab	6,952,340 B2	10/2005	Son
6,641,533 B2	11/2003	Causey et al.	6,961,598 B2	11/2005	Diab
6,643,530 B2	11/2003	Diab et al.	6,970,792 B1	11/2005	Diab
6,646,556 B1	11/2003	Smith et al.	6,979,812 B2	12/2005	Al-Ali
6,650,917 B2	11/2003	Diab et al.	6,980,419 B2	12/2005	Smith et al.
6,650,939 B2	11/2003	Takpke, II et al.	6,983,179 B2	1/2006	Ben-Haim
6,654,624 B2	11/2003	Diab et al.	6,985,764 B2	1/2006	Mason et al.
D483,872 S	12/2003	Cruz et al.	6,988,989 B2	1/2006	Weiner et al.
6,658,276 B2	12/2003	Kianl et al.	6,990,087 B2	1/2006	Rao et al.
6,661,161 B1	12/2003	Lanzo et al.	6,993,371 B2	1/2006	Kiani et al.
6,663,570 B2	12/2003	Mott et al.	6,996,427 B2	2/2006	Ali et al.
6,671,531 B2	12/2003	Al-Ali et al.	6,997,884 B2	2/2006	Ulmsten
6,678,543 B2	1/2004	Diab et al.	6,999,904 B2	2/2006	Weber et al.
6,684,090 B2	1/2004	Ali et al.	7,003,338 B2	2/2006	Weber et al.
6,684,091 B2	1/2004	Parker	7,003,339 B2	2/2006	Diab et al.
6,694,160 B2	2/2004	Chin	7,015,451 B2	3/2006	Dalke et al.
6,694,180 B1	2/2004	Boesen	7,024,233 B2	4/2006	Ali et al.
6,697,656 B1	2/2004	Al-Ali	7,025,729 B2	4/2006	De Chazal et al.
6,697,657 B1	2/2004	Shehada et al.	7,027,849 B2	4/2006	Al-Ali
6,697,658 B2	2/2004	Al-Ali	7,030,749 B2	4/2006	Al-Ali
RE38,476 E	3/2004	Diab et al.	7,033,761 B2	4/2006	Shafer
6,699,194 B1	3/2004	Diab et al.	7,035,686 B2	4/2006	Hogan
6,714,804 B2	3/2004	Al-Ali et al.	7,039,449 B2	5/2006	Al-Ali
RE38,492 E	4/2004	Diab et al.	7,041,060 B2	5/2006	Flaherty et al.
6,719,694 B2	4/2004	Weng et al.	7,044,918 B2	5/2006	Diab
6,720,734 B2	4/2004	Norris	7,044,930 B2	5/2006	Stromberg
6,721,582 B2	4/2004	Trepagnier et al.	7,048,687 B1	5/2006	Reuss et al.
6,721,585 B1	4/2004	Parker	7,059,769 B1	6/2006	Potega
6,725,075 B2	4/2004	Al-Ali	7,063,666 B2	6/2006	Weng et al.
6,725,086 B2	4/2004	Marinello	7,067,893 B2	6/2006	Mills et al.
6,728,560 B2	4/2004	Kollias et al.	7,079,035 B2	7/2006	Bock et al.
6,731,962 B1	5/2004	Katarow et al.	7,096,052 B2	8/2006	Mason et al.
6,735,459 B2	5/2004	Parker	7,096,054 B2	8/2006	Abdul-Hafiz et al.
6,745,060 B2	6/2004	Diab et al.	7,125,382 B2	10/2006	Zhou et al.
6,746,406 B2	6/2004	Lia et al.	7,132,641 B2	11/2006	Schulz et al.
6,750,463 B1	6/2004	Riley	7,142,901 B2	11/2006	Kiani et al.
6,751,492 B2	6/2004	Ben-haim	7,149,561 B2	12/2006	Diab
6,760,607 B2	7/2004	Al-Ali	7,186,966 B2	3/2007	Al-Ali
6,766,188 B2	7/2004	Soller	7,188,621 B2	3/2007	DeVries et al.
6,770,028 B1	8/2004	Ali et al.	7,190,261 B2	3/2007	Al-Ali
6,771,994 B2	8/2004	Kiani et al.	7,208,119 B1	4/2007	Kurtock et al.
6,773,396 B2	8/2004	Flach et al.	7,215,984 B2	5/2007	Diab
6,783,492 B2	8/2004	Dominguez	7,215,986 B2	5/2007	Diab
6,790,178 B1	9/2004	Mault et al.	7,221,971 B2	5/2007	Diab
6,792,300 B1	9/2004	Diab et al.	7,225,006 B2	5/2007	Al-Ali et al.
6,795,724 B2	9/2004	Hogan	7,225,007 B2	5/2007	Al-Ali
6,796,186 B2	9/2004	Lia et al.	RE39,672 E	6/2007	Shehada et al.
6,804,656 B1	10/2004	Rosenfeld	7,229,415 B2	6/2007	Schwartz
6,807,050 B1	10/2004	Whitehorn et al.	7,239,905 B2	7/2007	Kiani-Azarbayjany et al.
6,813,511 B2	11/2004	Diab et al.	7,241,287 B2	7/2007	Shehada et al.
6,816,741 B2	11/2004	Diab	7,244,251 B2	7/2007	Shehada et al.
6,817,979 B2	11/2004	Nihtila et al.	7,245,373 B2	7/2007	Soller et al.
6,822,564 B2	11/2004	Al-Ali	7,245,953 B1	7/2007	Parker
6,826,419 B2	11/2004	Diab et al.	7,252,659 B2	8/2007	Shehada et al.
6,830,711 B2	12/2004	Mills et al.	7,254,429 B2	8/2007	Schurman et al.
6,837,848 B2	1/2005	Bonner et al.	7,254,431 B2	8/2007	Al-Ali
			7,254,433 B2	8/2007	Diab et al.
			7,254,434 B2	8/2007	Schulz et al.
			7,256,708 B2	8/2007	Rosenfeld
			7,257,438 B2	8/2007	Kinast

(56)

## References Cited

## U.S. PATENT DOCUMENTS

7,261,697	B2	8/2007	Berstein	7,515,044	B2	4/2009	Welch et al.
7,264,616	B2	9/2007	Shehada et al.	7,526,328	B2	4/2009	Diab et al.
7,267,671	B2	9/2007	Shehada et al.	7,530,942	B1	5/2009	Diab
7,272,425	B2	9/2007	Al-Ali	7,530,949	B2	5/2009	Al Ali et al.
7,274,955	B2	9/2007	Kiani et al.	7,530,955	B2	5/2009	Diab et al.
D554,263	S	10/2007	Al-Ali	7,532,919	B2	5/2009	Soyemi et al.
7,280,858	B2	10/2007	Al-Ali et al.	7,549,961	B1	6/2009	Hwang
7,285,090	B2	10/2007	Stivoric	7,551,717	B2	6/2009	Tome et al.
7,289,835	B2	10/2007	Mansfield et al.	7,559,520	B2	7/2009	Quijano et al.
7,292,883	B2	11/2007	De Felice et al.	7,563,110	B2	7/2009	Al-Ali et al.
7,295,866	B2	11/2007	Al-Ali	7,577,475	B2	8/2009	Consentino et al.
7,307,543	B2	12/2007	Rosenfeld	7,590,950	B2	9/2009	Collins et al.
7,313,423	B2	12/2007	Griffin et al.	7,596,398	B2	9/2009	Al-Ali et al.
7,314,446	B2	1/2008	Byrd et al.	7,597,665	B2	10/2009	Wilk et al.
7,315,825	B2	1/2008	Rosenfeld	7,612,999	B2	11/2009	Clark et al.
7,321,862	B2	1/2008	Rosenfeld	7,616,303	B2	11/2009	Yang et al.
7,322,971	B2	1/2008	Shehada et al.	7,618,375	B2	11/2009	Flaherty
7,328,053	B1	2/2008	Diab et al.	D606,659	S	12/2009	Kiani et al.
7,332,784	B2	2/2008	Mills et al.	7,639,145	B2	12/2009	Lawson et al.
7,340,287	B2	3/2008	Mason et al.	7,647,083	B2	1/2010	Al-Ali et al.
7,341,559	B2	3/2008	Schulz et al.	7,650,291	B2	1/2010	Rosenfeld
7,343,186	B2	3/2008	Lamego et al.	D609,193	S	2/2010	Al-Ali et al.
D566,282	S	4/2008	Al-Ali et al.	7,654,966	B2	2/2010	Westinskow et al.
7,355,512	B1	4/2008	Al-Ali	7,684,845	B2	3/2010	Juan
7,356,178	B2	4/2008	Ziel et al.	7,689,437	B1	3/2010	Teller et al.
7,356,365	B2	4/2008	Schurman	RE41,236	E	4/2010	Seely
7,359,742	B2	4/2008	Maser et al.	D614,305	S	4/2010	Al-Ali et al.
7,371,981	B2	5/2008	Abdul-Hafiz	7,693,697	B2	4/2010	Westinskow et al.
7,373,193	B2	5/2008	Al-Ali et al.	RE41,317	E	5/2010	Parker
7,373,194	B2	5/2008	Weber et al.	D615,655	S	5/2010	Maser et al.
7,376,453	B1	5/2008	Diab et al.	7,722,542	B2	5/2010	Lia et al.
7,377,794	B2	5/2008	Al Ali et al.	7,729,733	B2	6/2010	Al-Ali et al.
7,377,899	B2	5/2008	Weber et al.	7,734,320	B2	6/2010	Al-Ali
7,378,975	B1	5/2008	Smith et al.	7,736,318	B2	6/2010	Consentino et al.
7,382,247	B2	6/2008	Welch et al.	7,740,590	B2	6/2010	Bernstein
7,383,070	B2	6/2008	Diab et al.	7,761,127	B2	7/2010	Al-Ali et al.
7,390,299	B2	6/2008	Weiner et al.	7,761,128	B2	7/2010	Al-Ali et al.
7,392,074	B2	6/2008	Isaacson et al.	7,763,420	B2	7/2010	Strizker et al.
7,395,216	B2	7/2008	Rosenfeld	7,764,982	B2	7/2010	Dalke et al.
7,411,509	B2	8/2008	Rosenfeld	D621,515	S	8/2010	Chua et al.
7,413,546	B2	8/2008	Agutter et al.	D621,516	S	8/2010	Kiani et al.
7,415,297	B2	8/2008	Al-Ali et al.	7,766,818	B2	8/2010	Iketani et al.
7,419,483	B2	9/2008	Shehada	7,772,799	B2	8/2010	Wu
7,428,432	B2	9/2008	Ali et al.	7,774,060	B2	8/2010	Westenskow et al.
7,433,827	B2	10/2008	Rosenfeld	7,778,851	B2	8/2010	Schoenberg et al.
7,438,683	B2	10/2008	Al-Ali et al.	7,791,155	B2	9/2010	Diab
7,439,856	B2	10/2008	Weiner et al.	7,794,407	B2	9/2010	Rothenberg
7,440,787	B2	10/2008	Diab	7,801,581	B2	9/2010	Diab
7,454,240	B2	11/2008	Diab et al.	7,801,605	B2	9/2010	Smirles et al.
7,454,359	B2	11/2008	Rosenfeld	7,806,830	B2	10/2010	Bernstein
7,454,360	B2	11/2008	Rosenfeld	7,820,184	B2	10/2010	Strizker et al.
7,462,151	B2	12/2008	Childre et al.	7,822,452	B2	10/2010	Schurman et al.
7,467,002	B2	12/2008	Weber et al.	RE41,912	E	11/2010	Parker
7,467,094	B2	12/2008	Rosenfeld	7,831,450	B2	11/2010	Schoenberg
7,469,157	B2	12/2008	Diab et al.	7,841,986	B2	11/2010	He et al.
7,471,969	B2	12/2008	Diab et al.	7,844,313	B2	11/2010	Kiani et al.
7,471,971	B2	12/2008	Diab et al.	7,844,314	B2	11/2010	Al-Ali
7,475,019	B2	1/2009	Rosenfeld	7,844,315	B2	11/2010	Al-Ali
7,483,729	B2	1/2009	Al-Ali et al.	7,848,935	B2	12/2010	Gotlib
7,483,730	B2	1/2009	Diab et al.	7,858,322	B2	12/2010	Tymianski et al.
7,486,977	B2	2/2009	Sweitzer et al.	7,865,222	B2	1/2011	Weber et al.
7,489,250	B2	2/2009	Bock et al.	7,865,232	B1	1/2011	Krishnaswamy et al.
7,489,958	B2	2/2009	Diab et al.	7,873,497	B2	1/2011	Weber et al.
7,496,391	B2	2/2009	Diab et al.	7,880,606	B2	2/2011	Al-Ali
7,496,393	B2	2/2009	Diab et al.	7,880,626	B2	2/2011	Al-Ali et al.
D587,657	S	3/2009	Al-Ali et al.	7,881,892	B2	2/2011	Soyemi et al.
7,497,828	B1	3/2009	Wilk et al.	7,884,314	B2	2/2011	Hamada
7,499,739	B2	3/2009	Sweitzer et al.	7,890,156	B2	2/2011	Ooi et al.
7,499,741	B2	3/2009	Diab et al.	7,891,355	B2	2/2011	Al-Ali et al.
7,499,835	B2	3/2009	Weber et al.	7,894,868	B2	2/2011	Al-Ali et al.
7,500,950	B2	3/2009	Al-Ali et al.	7,899,507	B2	3/2011	Al-Ali et al.
7,509,154	B2	3/2009	Diab et al.	7,899,518	B2	3/2011	Trepagnier et al.
7,509,494	B2	3/2009	Al-Ali	7,904,132	B2	3/2011	Weber et al.
7,510,849	B2	3/2009	Schurman et al.	7,909,772	B2	3/2011	Popov et al.
7,515,043	B2	4/2009	Welch et al.	7,910,875	B2	3/2011	Al-Ali
				7,914,514	B2	3/2011	Calderon
				7,919,713	B2	4/2011	Al-Ali et al.
				7,937,128	B2	5/2011	Al-Ali
				7,937,129	B2	5/2011	Mason et al.

(56)

## References Cited

## U.S. PATENT DOCUMENTS

7,937,130 B2	5/2011	Diab et al.	8,274,360 B2	9/2012	Sampath et al.
7,941,199 B2	5/2011	Kiani	8,280,473 B2	10/2012	Al-Ali
7,951,086 B2	5/2011	Flaherty et al.	8,294,588 B2	10/2012	Fisher et al.
7,957,780 B2	6/2011	Lamego et al.	8,294,716 B2	10/2012	Lord et al.
7,962,188 B2	6/2011	Kiani et al.	8,301,217 B2	10/2012	Al-Ali et al.
7,962,190 B1	6/2011	Diab et al.	8,306,596 B2	11/2012	Schurman et al.
7,963,927 B2	6/2011	Kelleher et al.	8,310,336 B2	11/2012	Muhsin et al.
7,967,749 B2	6/2011	Hutchinson et al.	8,311,747 B2	11/2012	Taylor
7,970,450 B2	6/2011	Kroecker	8,311,748 B2	11/2012	Taylor et al.
7,976,472 B2	7/2011	Kiani	8,315,683 B2	11/2012	Al-Ali et al.
7,988,637 B2	8/2011	Diab	8,315,812 B2	11/2012	Taylor
7,988,639 B2	8/2011	Starks	8,315,813 B2	11/2012	Taylor et al.
7,990,382 B2	8/2011	Kiani	8,315,814 B2	11/2012	Taylor et al.
7,991,446 B2	8/2011	Ali et al.	8,321,150 B2	11/2012	Taylor
7,991,463 B2	8/2011	Kelleher et al.	RE43,860 E	12/2012	Parker
7,991,625 B2	8/2011	Rosenfeld	8,326,392 B2	12/2012	Grubac et al.
8,000,761 B2	8/2011	Al-Ali	8,326,649 B2	12/2012	Rosenfeld
8,008,088 B2	8/2011	Bellott et al.	8,328,793 B2	12/2012	Birkenbach et al.
RE42,753 E	9/2011	Kiani-Azarbayjany et al.	8,337,403 B2	12/2012	Al-Ali et al.
8,019,400 B2	9/2011	Diab et al.	8,346,330 B2	1/2013	Lamego
8,027,846 B2	9/2011	Schoenberg	8,353,842 B2	1/2013	Al-Ali et al.
8,028,701 B2	10/2011	Al-Ali et al.	8,355,766 B2	1/2013	MacNeish, III et al.
8,029,765 B2	10/2011	Bellott et al.	8,359,080 B2	1/2013	Diab et al.
8,033,996 B2	10/2011	Behar	8,360,936 B2	1/2013	Dibenedetto et al.
8,036,727 B2	10/2011	Schurman et al.	8,364,223 B2	1/2013	Al-Ali et al.
8,036,728 B2	10/2011	Diab et al.	8,364,226 B2	1/2013	Diab et al.
8,036,736 B2	10/2011	Snyder et al.	8,374,665 B2	2/2013	Lamego
8,038,625 B2	10/2011	Afonso et al.	8,385,972 B2	2/2013	Bochenko et al.
8,046,040 B2	10/2011	Ali et al.	8,385,995 B2	2/2013	Al-Ali et al.
8,046,041 B2	10/2011	Diab et al.	8,385,996 B2	2/2013	Smith et al.
8,046,042 B2	10/2011	Diab et al.	D679,018 S	3/2013	Fullerton et al.
8,048,040 B2	11/2011	Kiani	8,388,353 B2	3/2013	Kiani
8,050,728 B2	11/2011	Al-Ali et al.	8,399,822 B2	3/2013	Al-Ali
8,068,104 B2	11/2011	Rampersad	8,401,602 B2	3/2013	Kiani
8,073,707 B2	12/2011	Teller et al.	8,401,874 B2	3/2013	Rosenfeld
8,094,013 B1	1/2012	Lee et al.	8,405,608 B2	3/2013	Al-Ali et al.
8,107,397 B1	1/2012	Bagchi et al.	8,414,499 B2	4/2013	Al-Ali et al.
RE43,169 E	2/2012	Parker	8,418,524 B2	4/2013	Al-Ali
8,118,620 B2	2/2012	Al-Ali et al.	8,423,106 B2	4/2013	Lamego et al.
8,126,528 B2	2/2012	Diab et al.	8,428,967 B2	4/2013	Olsen et al.
8,128,572 B2	3/2012	Diab et al.	8,430,817 B1	4/2013	Al-Ali et al.
8,130,105 B2	3/2012	Al-Ali et al.	8,437,825 B2	5/2013	Dalvi et al.
8,145,287 B2	3/2012	Diab et al.	8,455,290 B2	6/2013	Siskavich
8,150,487 B2	4/2012	Diab et al.	8,457,703 B2	6/2013	Al-Ali
D659,836 S	5/2012	Bensch et al.	8,457,704 B2	6/2013	Sweitzer et al.
8,170,887 B2	5/2012	Rosenfeld	8,457,707 B2	6/2013	Kiani
8,175,672 B2	5/2012	Parker	8,463,349 B2	6/2013	Diab et al.
8,175,895 B2	5/2012	Rosenfeld	8,466,286 B2	6/2013	Bellot et al.
8,180,420 B2	5/2012	Diab et al.	8,467,556 B2	6/2013	Shennib et al.
8,182,429 B2	5/2012	Mason	8,471,713 B2	6/2013	Poeze et al.
8,182,443 B1	5/2012	Kiani	8,473,020 B2	6/2013	Kiani et al.
8,185,180 B2	5/2012	Diab et al.	8,483,787 B2	7/2013	Al-Ali et al.
8,190,223 B2	5/2012	Al-Ali et al.	8,489,167 B2	7/2013	Buxton et al.
8,190,227 B2	5/2012	Diab et al.	8,489,364 B2	7/2013	Weber et al.
8,200,308 B2	6/2012	Zhang et al.	8,498,684 B2	7/2013	Weber et al.
8,203,438 B2	6/2012	Kiani et al.	8,500,692 B2	8/2013	Yodfat et al.
8,203,704 B2	6/2012	Merritt et al.	8,504,128 B2	8/2013	Blank et al.
8,204,566 B2	6/2012	Schurman et al.	8,509,867 B2	8/2013	Workman et al.
8,206,312 B2	6/2012	Farquhar	8,515,509 B2	8/2013	Bruinsma et al.
8,214,007 B2	7/2012	Baker et al.	8,523,781 B2	9/2013	Al-Ali
8,219,172 B2	7/2012	Schurman et al.	8,529,301 B2	9/2013	Al-Ali et al.
8,224,411 B2	7/2012	Al-Ali et al.	8,532,727 B2	9/2013	Ali et al.
8,228,181 B2	7/2012	Al-Ali	8,532,728 B2	9/2013	Diab et al.
8,229,533 B2	7/2012	Diab et al.	D692,145 S	10/2013	Al-Ali et al.
8,233,955 B2	7/2012	Al-Ali et al.	8,545,445 B2	10/2013	Kamen et al.
8,235,907 B2	8/2012	Wilk et al.	8,547,209 B2	10/2013	Kiani et al.
8,239,780 B2	8/2012	Manetta et al.	8,548,548 B2	10/2013	Al-Ali
8,241,213 B2	8/2012	Lynn et al.	8,548,549 B2	10/2013	Schurman et al.
8,244,325 B2	8/2012	Al-Ali et al.	8,548,550 B2	10/2013	Al-Ali et al.
8,249,815 B2	8/2012	Taylor	8,560,032 B2	10/2013	Al-Ali et al.
8,255,026 B1	8/2012	Al-Ali	8,560,034 B1	10/2013	Diab et al.
8,255,027 B2	8/2012	Al-Ali et al.	8,564,613 B2	10/2013	Prior et al.
8,255,028 B2	8/2012	Al-Ali et al.	8,565,847 B2	10/2013	Buxton et al.
8,260,577 B2	9/2012	Weber et al.	8,568,361 B2	10/2013	Yodfat et al.
8,265,723 B1	9/2012	McHale et al.	8,570,167 B2	10/2013	Al-Ali
			8,570,503 B2	10/2013	Vo et al.
			8,571,617 B2	10/2013	Reichgott et al.
			8,571,618 B1	10/2013	Lamego et al.
			8,571,619 B2	10/2013	Al-Ali et al.

(56)

## References Cited

## U.S. PATENT DOCUMENTS

8,577,431 B2	11/2013	Lamego et al.	8,849,365 B2	9/2014	Smith et al.
8,578,082 B2	11/2013	Medina et al.	8,852,094 B2	10/2014	Al-Ali et al.
8,579,813 B2	11/2013	Causey, III et al.	8,852,994 B2	10/2014	Wojtczuk et al.
8,581,732 B2	11/2013	Al-Ali et al.	8,866,620 B2	10/2014	Amir
8,584,345 B2	11/2013	Al-Ali et al.	8,868,147 B2	10/2014	Stippick et al.
8,588,880 B2	11/2013	Abdul-Hafiz et al.	8,868,150 B2	10/2014	Al-Ali et al.
8,588,924 B2	11/2013	Dion	8,870,792 B2	10/2014	Al-Ali et al.
8,597,287 B2	12/2013	Benamou et al.	8,873,035 B2	10/2014	Yang et al.
8,600,467 B2	12/2013	Al-Ali et al.	D718,455 S	11/2014	Maser et al.
8,600,777 B2	12/2013	Schoenberg	8,878,888 B2	11/2014	Rosenfeld
8,606,342 B2	12/2013	Diab	8,886,271 B2	11/2014	Kiani et al.
8,615,281 B2	12/2013	Yodfat et al.	8,888,539 B2	11/2014	Al-Ali et al.
8,620,678 B2	12/2013	Gotlib	8,888,708 B2	11/2014	Diab et al.
8,626,255 B2	1/2014	Al-Ali et al.	8,892,180 B2	11/2014	Weber et al.
8,630,691 B2	1/2014	Lamego et al.	8,897,847 B2	11/2014	Al-Ali
8,634,889 B2	1/2014	Al-Ali et al.	8,903,467 B2	12/2014	Sweitzer et al.
8,641,631 B2	2/2014	Sierra et al.	8,907,287 B2	12/2014	Vanderpohl
8,641,670 B2	2/2014	Yodfat et al.	8,909,310 B2	12/2014	Lamego et al.
8,652,060 B2	2/2014	Al-Ali	8,909,330 B2	12/2014	McCombie et al.
8,663,107 B2	3/2014	Kiani	8,911,377 B2	12/2014	Al-Ali
8,666,468 B1	3/2014	Al-Ali	8,912,909 B2	12/2014	Al-Ali et al.
8,667,967 B2	3/2014	Al-Ali et al.	8,920,317 B2	12/2014	Al-Ali et al.
8,670,810 B2	3/2014	Isaacson	8,921,699 B2	12/2014	Al-Ali et al.
8,670,811 B2	3/2014	O'Reilly	8,922,382 B2	12/2014	Al-Ali et al.
8,670,814 B2	3/2014	Diab et al.	8,929,964 B2	1/2015	Al-Ali et al.
8,676,286 B2	3/2014	Weber et al.	8,939,914 B2	1/2015	Turnquist et al.
8,682,407 B2	3/2014	Al-Ali	8,942,777 B2	1/2015	Diab et al.
RE44,823 E	4/2014	Parker	8,948,834 B2	2/2015	Diab et al.
RE44,875 E	4/2014	Kiani et al.	8,948,835 B2	2/2015	Diab
8,690,771 B2	4/2014	Wekell et al.	8,951,248 B2	2/2015	Messerly et al.
8,690,799 B2	4/2014	Telfort et al.	8,956,292 B2	2/2015	Wekell et al.
8,695,206 B2	4/2014	Isaacson et al.	8,956,294 B2	2/2015	McCombie et al.
8,700,112 B2	4/2014	Kiani	8,962,170 B2	2/2015	Frey et al.
8,702,627 B2	4/2014	Telfort et al.	8,965,471 B2	2/2015	Lamego
8,706,179 B2	4/2014	Parker	8,977,351 B2	3/2015	Kivisto
8,712,494 B1	4/2014	MacNeish, III et al.	8,983,564 B2	3/2015	Al-Ali
8,715,206 B2	5/2014	Telfort et al.	8,989,831 B2	3/2015	Al-Ali et al.
8,718,735 B2	5/2014	Lamego et al.	8,996,085 B2	3/2015	Kiani et al.
8,718,737 B2	5/2014	Diab et al.	8,998,809 B2	4/2015	Kiani
8,718,738 B2	5/2014	Blank et al.	9,014,778 B2	4/2015	Datta et al.
8,720,249 B2	5/2014	Al-Ali	9,017,355 B2	4/2015	Smith et al.
8,721,541 B2	5/2014	Al-Ali et al.	9,028,407 B1	5/2015	Bennett-Guerrero
8,721,542 B2	5/2014	Al-Ali et al.	9,028,429 B2	5/2015	Telfort et al.
8,723,677 B1	5/2014	Kiani	9,037,207 B2	5/2015	Al-Ali et al.
8,725,226 B2	5/2014	Isaacson et al.	9,041,529 B2	5/2015	Booij et al.
8,740,792 B1	6/2014	Kiani et al.	9,057,689 B2	6/2015	Soller
8,753,274 B2	6/2014	Ziv et al.	9,060,721 B2	6/2015	Reichgott et al.
8,754,776 B2	6/2014	Poeze et al.	9,066,666 B2	6/2015	Kiani
8,755,535 B2	6/2014	Telfort et al.	9,066,680 B1	6/2015	Al-Ali et al.
8,755,856 B2	6/2014	Diab et al.	9,072,474 B2	7/2015	Al-Ali et al.
8,755,872 B1	6/2014	Marinow	9,078,560 B2	7/2015	Schurman et al.
8,758,020 B2	6/2014	Burdea et al.	9,084,569 B2	7/2015	Weber et al.
8,761,850 B2	6/2014	Lamego	9,095,291 B2	8/2015	Soller
8,761,852 B2	6/2014	Parthasarathy	9,095,316 B2	8/2015	Welch et al.
D709,846 S	7/2014	Oswaks	9,104,789 B2	8/2015	Gross et al.
8,764,671 B2	7/2014	Kiani	9,106,038 B2	8/2015	Telfort et al.
8,768,423 B2	7/2014	Shakespeare et al.	9,107,625 B2	8/2015	Telfort et al.
8,771,204 B2	7/2014	Telfort et al.	9,107,626 B2	8/2015	Al-Ali et al.
8,777,634 B2	7/2014	Kiani et al.	9,113,831 B2	8/2015	Al-Ali
8,781,543 B2	7/2014	Diab et al.	9,113,832 B2	8/2015	Al-Ali
8,781,544 B2	7/2014	Al-Ali et al.	9,119,595 B2	9/2015	Lamego
8,781,549 B2	7/2014	Al-Ali et al.	9,125,578 B2	9/2015	Grunwald
8,788,003 B2	7/2014	Schurman et al.	9,131,881 B2	9/2015	Diab et al.
8,790,268 B2	7/2014	Al-Ali	9,131,882 B2	9/2015	Al-Ali et al.
8,792,950 B2	7/2014	Larsen et al.	9,131,883 B2	9/2015	Al-Ali
8,801,613 B2	8/2014	Al-Ali et al.	9,131,917 B2	9/2015	Telfort et al.
8,814,822 B2	8/2014	Yodfat et al.	9,138,180 B1	9/2015	Coverston et al.
8,818,477 B2	8/2014	Soller	9,138,182 B2	9/2015	Al-Ali et al.
8,821,397 B2	9/2014	Al-Ali et al.	9,138,192 B2	9/2015	Weber et al.
8,821,415 B2	9/2014	Al-Ali et al.	9,142,117 B2	9/2015	Muhsin et al.
8,830,449 B1	9/2014	Lamego et al.	9,149,228 B2	10/2015	Kinast
8,831,700 B2	9/2014	Schurman et al.	9,153,112 B1	10/2015	Kiani et al.
8,840,549 B2	9/2014	Al-Ali et al.	9,153,121 B2	10/2015	Kiani et al.
8,845,530 B2	9/2014	Bruce et al.	9,161,696 B2	10/2015	Al-Ali et al.
8,847,740 B2	9/2014	Kiani et al.	9,161,713 B2	10/2015	Al-Ali et al.
			9,167,995 B2	10/2015	Lamego et al.
			9,173,993 B2	11/2015	Yodfat et al.
			9,176,141 B2	11/2015	Al-Ali et al.
			9,183,738 B1	11/2015	Allen, Sr. et al.

(56)

## References Cited

## U.S. PATENT DOCUMENTS

9,186,102 B2	11/2015	Bruinsma et al.	9,668,680 B2	6/2017	Bruinsma et al.
9,192,312 B2	11/2015	Al-Ali	9,668,703 B2	6/2017	Al-Ali
9,192,329 B2	11/2015	Al-Ali	9,675,286 B2	6/2017	Diab
9,192,351 B1	11/2015	Telfort et al.	9,687,160 B2	6/2017	Kiani
9,195,385 B2	11/2015	Al-Ali et al.	9,693,719 B2	7/2017	Al-Ali et al.
D745,167 S	12/2015	Canas et al.	9,693,737 B2	7/2017	Al-Ali
9,211,072 B2	12/2015	Kiani	9,697,928 B2	7/2017	Al-Ali et al.
9,211,095 B1	12/2015	Al-Ali	9,717,425 B2	8/2017	Kiani et al.
9,218,454 B2	12/2015	Kiani et al.	9,717,458 B2	8/2017	Lamego et al.
9,226,696 B2	1/2016	Kiani	9,724,016 B1	8/2017	Al-Ali et al.
9,241,662 B2	1/2016	Al-Ali et al.	9,724,024 B2	8/2017	Al-Ali
9,245,668 B1	1/2016	Vo et al.	9,724,025 B1	8/2017	Kiani et al.
9,254,087 B2	2/2016	Isaacson et al.	9,730,640 B2	8/2017	Diab et al.
9,259,185 B2	2/2016	Abdul-Hafiz et al.	9,743,887 B2	8/2017	Al-Ali et al.
9,262,586 B2	2/2016	Steiger et al.	9,749,232 B2	8/2017	Sampath et al.
9,267,572 B2	2/2016	Barker et al.	9,750,442 B2	9/2017	Olsen
9,277,864 B2	3/2016	Yang et al.	9,750,443 B2	9/2017	Smith et al.
9,277,880 B2	3/2016	Poeze et al.	9,750,461 B1	9/2017	Telfort
9,289,167 B2	3/2016	Diab et al.	9,775,545 B2	10/2017	Al-Ali et al.
9,295,421 B2	3/2016	Kiani et al.	9,775,546 B2	10/2017	Diab et al.
9,307,928 B1	4/2016	Al-Ali et al.	9,775,570 B2	10/2017	Al-Ali
9,323,894 B2	4/2016	Kiani	9,778,079 B1	10/2017	Al-Ali et al.
D755,392 S	5/2016	Hwang et al.	9,782,077 B2	10/2017	Lamego et al.
9,326,712 B1	5/2016	Kiani	9,782,110 B2	10/2017	Kiani
9,333,316 B2	5/2016	Kiani	9,787,568 B2	10/2017	Lamego et al.
9,339,220 B2	5/2016	Lamego et al.	9,788,735 B2	10/2017	Al-Ali
9,341,565 B2	5/2016	Lamego et al.	9,788,768 B2	10/2017	Al-Ali et al.
9,351,673 B2	5/2016	Diab et al.	9,795,300 B2	10/2017	Al-Ali
9,351,675 B2	5/2016	Al-Ali et al.	9,795,310 B2	10/2017	Al-Ali
9,364,155 B2	6/2016	Bardy et al.	9,795,358 B2	10/2017	Telfort et al.
9,364,181 B2	6/2016	Kiani et al.	9,795,739 B2	10/2017	Al-Ali et al.
9,368,671 B2	6/2016	Wojtczuk et al.	9,801,556 B2	10/2017	Kiani
9,370,325 B2	6/2016	Al-Ali et al.	9,801,588 B2	10/2017	Weber et al.
9,370,326 B2	6/2016	McHale et al.	9,808,188 B1	11/2017	Perea et al.
9,370,335 B2	6/2016	Al-Ali et al.	9,814,418 B2	11/2017	Weber et al.
9,375,179 B2	6/2016	Schultz et al.	9,820,691 B2	11/2017	Kiani
9,375,185 B2	6/2016	Ali et al.	9,833,152 B2	12/2017	Kiani et al.
9,386,953 B2	7/2016	Al-Ali	9,833,180 B2	12/2017	Shakespeare et al.
9,386,961 B2	7/2016	Al-Ali et al.	9,839,379 B2	12/2017	Al-Ali et al.
9,392,945 B2	7/2016	Al-Ali et al.	9,839,381 B1	12/2017	Weber et al.
9,397,448 B2	7/2016	Al-Ali et al.	9,847,002 B2	12/2017	Kiani et al.
9,402,544 B2	8/2016	Yee et al.	9,847,749 B2	12/2017	Kiani et al.
9,408,542 B1	8/2016	Kinast et al.	9,848,800 B1	12/2017	Lee et al.
9,414,784 B1	8/2016	Berme et al.	9,848,806 B2	12/2017	Al-Ali et al.
9,436,645 B2	9/2016	Al-Ali et al.	9,848,807 B2	12/2017	Lamego
9,439,566 B2	9/2016	Arne et al.	9,861,298 B2	1/2018	Eckerbom et al.
9,445,759 B1	9/2016	Lamego et al.	9,861,304 B2	1/2018	Al-Ali et al.
9,466,919 B2	10/2016	Kiani et al.	9,861,305 B1	1/2018	Weber et al.
9,474,474 B2	10/2016	Lamego et al.	9,867,578 B2	1/2018	Al-Ali et al.
9,480,408 B2	11/2016	Isaacson et al.	9,872,623 B2	1/2018	Al-Ali
9,480,422 B2	11/2016	Al-Ali	9,876,320 B2	1/2018	Coverston et al.
9,480,435 B2	11/2016	Olsen	9,877,650 B2	1/2018	Muhsin et al.
9,492,110 B2	11/2016	Al-Ali et al.	9,877,686 B2	1/2018	Al-Ali et al.
9,498,158 B2	11/2016	Isaacson	9,891,079 B2	2/2018	Dalvi
9,510,779 B2	12/2016	Poeze et al.	9,895,107 B2	2/2018	Al-Ali et al.
9,517,024 B2	12/2016	Kiani et al.	9,913,617 B2	3/2018	Al-Ali et al.
9,529,762 B2	12/2016	Gisler et al.	9,924,893 B2	3/2018	Schurman et al.
9,532,722 B2	1/2017	Lamego et al.	9,924,897 B1	3/2018	Abdul-Hafiz
9,538,949 B2	1/2017	Al-Ali et al.	9,936,917 B2	4/2018	Poeze et al.
9,538,980 B2	1/2017	Telfort et al.	9,943,269 B2	4/2018	Al-Ali et al.
9,549,696 B2	1/2017	Lamego et al.	9,949,676 B2	4/2018	Al-Ali
9,554,737 B2	1/2017	Schurman et al.	9,955,937 B2	5/2018	Telfort
9,560,996 B2	2/2017	Kiani	9,965,946 B2	5/2018	Al-Ali et al.
9,560,998 B2	2/2017	Al-Ali et al.	9,980,667 B2	5/2018	Kiani et al.
9,566,019 B2	2/2017	Al-Ali et al.	D820,865 S	6/2018	Muhsin et al.
9,579,039 B2	2/2017	Jansen et al.	9,986,919 B2	6/2018	Lamego et al.
9,591,975 B2	3/2017	Dalvi et al.	9,986,952 B2	6/2018	Dalvi et al.
9,622,692 B2	4/2017	Lamego et al.	9,989,560 B2	6/2018	Poeze et al.
9,622,693 B2	4/2017	Diab	9,993,207 B2	6/2018	Al-Ali et al.
D788,312 S	5/2017	Al-Ali et al.	10,007,758 B2	6/2018	Al-Ali et al.
9,636,055 B2	5/2017	Al-Ali et al.	D822,215 S	7/2018	Al-Ali et al.
9,636,056 B2	5/2017	Al-Ali	D822,216 S	7/2018	Barker et al.
9,649,054 B2	5/2017	Lamego et al.	10,010,276 B2	7/2018	Al-Ali et al.
9,662,052 B2	5/2017	Al-Ali et al.	10,032,002 B2	7/2018	Kiani et al.
9,668,679 B2	6/2017	Schurman et al.	10,039,482 B2	8/2018	Al-Ali et al.
			10,052,037 B2	8/2018	Kinast et al.
			10,058,275 B2	8/2018	Al-Ali et al.
			10,064,562 B2	9/2018	Al-Ali
			10,086,138 B1	10/2018	Novak, Jr.



(56)

## References Cited

## U.S. PATENT DOCUMENTS

10,092,200	B2	10/2018	Al-Ali et al.	2005/0228299	A1	10/2005	Banet
10,092,249	B2	10/2018	Kiani et al.	2005/0234317	A1	10/2005	Kiani
10,098,550	B2	10/2018	Al-Ali et al.	2005/0245839	A1	11/2005	Stivoric et al.
10,098,591	B2	10/2018	Al-Ali et al.	2005/0268401	A1	12/2005	Dixon et al.
10,098,610	B2	10/2018	Al-Ali et al.	2005/0277872	A1	12/2005	Colby, Jr. et al.
10,149,616	B2	12/2018	Al-Ali et al.	2006/0049936	A1	3/2006	Collins, Jr. et al.
10,188,296	B2	1/2019	Al-Ali et al.	2006/0058647	A1	3/2006	Strommer et al.
2001/0011355	A1	8/2001	Kawai	2006/0089543	A1	4/2006	Kim et al.
2001/0031922	A1	10/2001	Weng et al.	2006/0089546	A1	4/2006	Mahony et al.
2001/0039199	A1	11/2001	Shinzaki	2006/0094936	A1	5/2006	Russ
2001/0046366	A1	11/2001	Susskind	2006/0106294	A1	5/2006	Maser et al.
2001/0046862	A1	11/2001	Coppinger et al.	2006/0149393	A1	7/2006	Calderon
2001/0055978	A1	12/2001	Herrod et al.	2006/0155175	A1	7/2006	Ogino et al.
2002/0038392	A1	3/2002	De La Huerga	2006/0161054	A1	7/2006	Reuss et al.
2002/0045836	A1	4/2002	Alkawwas	2006/0167351	A1	7/2006	Isaacson et al.
2002/0052311	A1	5/2002	Solomon et al.	2006/0217684	A1	9/2006	Shehada et al.
2002/0063690	A1	5/2002	Chung et al.	2006/0217685	A1	9/2006	Shehada et al.
2002/0099277	A1	7/2002	Harry et al.	2006/0224413	A1	10/2006	Kim et al.
2002/0107436	A1	8/2002	Barton	2006/0235300	A1	10/2006	Weng et al.
2002/0140675	A1	10/2002	Ali et al.	2006/0253042	A1	11/2006	Stahmann et al.
2002/0165462	A1	11/2002	Westbrook et al.	2006/0276714	A1	12/2006	Holt et al.
2002/0177758	A1	11/2002	Schoenberg	2007/0000490	A1	1/2007	DeVries et al.
2002/0198445	A1	12/2002	Dominguez et al.	2007/0002533	A1	1/2007	Kogan et al.
2003/0027326	A1	2/2003	Ulmsten et al.	2007/0021675	A1	1/2007	Childre et al.
2003/0033102	A1	2/2003	Dietiker	2007/0027368	A1	2/2007	Collins et al.
2003/0052787	A1	3/2003	Zerhusen et al.	2007/0032733	A1	2/2007	Burton et al.
2003/0058838	A1	3/2003	Wengrovitz	2007/0055116	A1	3/2007	Clark et al.
2003/0149349	A1	8/2003	Jensen	2007/0055544	A1	3/2007	Jung et al.
2003/0158466	A1	8/2003	Lynn et al.	2007/0060798	A1	3/2007	Krupnik et al.
2003/0181798	A1	9/2003	Al-Ali	2007/0088406	A1	4/2007	Bennett et al.
2003/0181817	A1	9/2003	Mori	2007/0096897	A1	5/2007	Weiner
2003/0214408	A1	11/2003	Grajales et al.	2007/0100222	A1	5/2007	Mastrototaro et al.
2003/0216670	A1	11/2003	Beggs	2007/0118399	A1	5/2007	Avinash et al.
2003/0229276	A1	12/2003	Sarussi et al.	2007/0140475	A1	6/2007	Kurtock et al.
2004/0000713	A1	1/2004	Yamashita et al.	2007/0156033	A1	7/2007	Causey et al.
2004/0013647	A1	1/2004	Solomon et al.	2007/0157285	A1	7/2007	Frank et al.
2004/0097797	A1	5/2004	Porges	2007/0159332	A1	7/2007	Koblasz
2004/0102687	A1	5/2004	Brashears et al.	2007/0163589	A1	7/2007	DeVries et al.
2004/0122787	A1	6/2004	Avinash et al.	2007/0180140	A1	8/2007	Welch et al.
2004/0126007	A1	7/2004	Ziel et al.	2007/0185390	A1	8/2007	Perkins et al.
2004/0127775	A1	7/2004	Miyazaki et al.	2007/0232941	A1	10/2007	Rabinovich
2004/0139571	A1	7/2004	Chang et al.	2007/0244724	A1	10/2007	Pendergast et al.
2004/0147818	A1	7/2004	Levy et al.	2007/0254593	A1	11/2007	Jollota et al.
2004/0186357	A1	9/2004	Soderberg et al.	2007/0255114	A1	11/2007	Ackermann et al.
2004/0230118	A1	11/2004	Shehada et al.	2007/0255116	A1	11/2007	Mehta et al.
2004/0230132	A1	11/2004	Shehada et al.	2007/0255250	A1	11/2007	Moberg et al.
2004/0230179	A1	11/2004	Shehada et al.	2007/0282478	A1	12/2007	Al-Ali et al.
2004/0242976	A1	12/2004	Abreu	2008/0000479	A1	1/2008	Elaz et al.
2004/0243017	A1	12/2004	Causevic	2008/0003200	A1	1/2008	Arap et al.
2004/0249670	A1	12/2004	Noguchi et al.	2008/0021854	A1	1/2008	Jung et al.
2004/0254431	A1	12/2004	Shehada et al.	2008/0033661	A1	2/2008	Syroid et al.
2004/0254432	A1	12/2004	Shehada et al.	2008/0039701	A1	2/2008	Ali et al.
2004/0260161	A1	12/2004	Melker et al.	2008/0053438	A1	3/2008	DeVries et al.
2004/0267103	A1	12/2004	Li et al.	2008/0058657	A1	3/2008	Schwartz et al.
2005/0010087	A1	1/2005	Banet et al.	2008/0090626	A1	4/2008	Griffin et al.
2005/0020918	A1	1/2005	Wilk et al.	2008/0091089	A1	4/2008	Guillory et al.
2005/0038326	A1	2/2005	Mathur	2008/0091090	A1	4/2008	Guillory et al.
2005/0038332	A1	2/2005	Saidara et al.	2008/0091471	A1	4/2008	Michon et al.
2005/0038680	A1	2/2005	McMahon	2008/0097167	A1	4/2008	Yudkovitch et al.
2005/0070773	A1	3/2005	Chin et al.	2008/0099366	A1	5/2008	Niemiec et al.
2005/0070775	A1	3/2005	Chin et al.	2008/0113621	A1	5/2008	Parthasarathy
2005/0080336	A1	4/2005	Byrd et al.	2008/0119412	A1	5/2008	Tymianski et al.
2005/0096542	A1	5/2005	Weng et al.	2008/0138278	A1	6/2008	Scherz et al.
2005/0101849	A1	5/2005	Al-Ali et al.	2008/0169922	A1	7/2008	Issokson
2005/0106713	A1	5/2005	Phan et al.	2008/0171919	A1	7/2008	Stivoric et al.
2005/0113653	A1	5/2005	Fox et al.	2008/0188795	A1	8/2008	Katz et al.
2005/0113655	A1	5/2005	Hull	2008/0194918	A1	8/2008	Kulik et al.
2005/0119580	A1	6/2005	Eveland	2008/0208009	A1	8/2008	Shklarski
2005/0124864	A1	6/2005	Mack et al.	2008/0208023	A1	8/2008	Grubac et al.
2005/0125256	A1	6/2005	Schoenberg	2008/0208912	A1	8/2008	Garibaldi
2005/0131288	A1	6/2005	Turner et al.	2008/0215627	A1	9/2008	Higgins et al.
2005/0164933	A1	7/2005	Tymianski et al.	2008/0221396	A1	9/2008	Garces et al.
2005/0191294	A1	9/2005	Arap et al.	2008/0221420	A1	9/2008	Grubac et al.
2005/0197550	A1	9/2005	Al-Ali et al.	2008/0222251	A1	9/2008	Parthasarathy
2005/0228298	A1	10/2005	Banet et al.	2008/0228077	A1	9/2008	Wilk et al.
				2008/0275309	A1	11/2008	Stivoric et al.
				2008/0281167	A1	11/2008	Soderberg et al.
				2008/0281168	A1	11/2008	Gibson et al.
				2008/0281181	A1	11/2008	Manziona et al.

(56)

## References Cited

## U.S. PATENT DOCUMENTS

2008/0287751 A1	11/2008	Stivoric et al.	2011/0087083 A1	4/2011	Poeze et al.
2008/0292172 A1	11/2008	Assmann et al.	2011/0087084 A1	4/2011	Jeong et al.
2008/0300020 A1	12/2008	Nishizawa et al.	2011/0087117 A1	4/2011	Tremper et al.
2008/0319275 A1	12/2008	Chiu et al.	2011/0087756 A1	4/2011	Biondi
2008/0319354 A1	12/2008	Bell et al.	2011/0098583 A1	4/2011	Pandia et al.
2009/0005651 A1	1/2009	Ward et al.	2011/0105854 A1	5/2011	Kiani et al.
2009/0018808 A1	1/2009	Bronstein et al.	2011/0105956 A1	5/2011	Hirth
2009/0024008 A1	1/2009	Brunner et al.	2011/0118573 A1	5/2011	Mckenna
2009/0043172 A1	2/2009	Zagorchev et al.	2011/0125060 A1	5/2011	Telfort et al.
2009/0043180 A1	2/2009	Tschautscher et al.	2011/0152629 A1	6/2011	Eaton et al.
2009/0052623 A1	2/2009	Tome et al.	2011/0172967 A1	7/2011	Al-Ali et al.
2009/0054735 A1	2/2009	Higgins et al.	2011/0184252 A1	7/2011	Archer et al.
2009/0062682 A1	3/2009	Bland et al.	2011/0184253 A1	7/2011	Archer et al.
2009/0069642 A1	3/2009	Gao et al.	2011/0208015 A1	8/2011	Welch et al.
2009/0099480 A1	4/2009	Salgo et al.	2011/0208018 A1	8/2011	Kiani
2009/0119330 A1	5/2009	Sampath et al.	2011/0208073 A1	8/2011	Matsukawa et al.
2009/0119843 A1	5/2009	Rodgers et al.	2011/0209915 A1	9/2011	Telfort et al.
2009/0124867 A1	5/2009	Hirsch et al.	2011/0212090 A1	9/2011	Pedersen et al.
2009/0131759 A1	5/2009	Sims et al.	2011/0213212 A1	9/2011	Al-Ali
2009/0143832 A1	6/2009	Saba	2011/0227739 A1	9/2011	Gilham et al.
2009/0157058 A1	6/2009	Ferren et al.	2011/0230733 A1	9/2011	Al-Ali
2009/0171170 A1	7/2009	Li et al.	2011/0237911 A1	9/2011	Lamego et al.
2009/0171225 A1	7/2009	Gadodia et al.	2011/0237969 A1	9/2011	Eckerbom et al.
2009/0177090 A1	7/2009	Grunwald et al.	2011/0257544 A1	10/2011	Kaasinen et al.
2009/0182287 A1	7/2009	Kassab	2011/0257554 A1	10/2011	Banet et al.
2009/0226372 A1	9/2009	Ruoslahti et al.	2011/0263203 A1	10/2011	Parthasarathy
2009/0247984 A1	10/2009	Lamego et al.	2011/0263950 A1	10/2011	Larson et al.
2009/0259114 A1	10/2009	Johnson et al.	2011/0288383 A1	11/2011	Diab
2009/0264778 A1	10/2009	Markowitz et al.	2011/0295094 A1	12/2011	Doyle et al.
2009/0275813 A1	11/2009	Davis	2011/0301444 A1	12/2011	Al-Ali
2009/0275844 A1	11/2009	Al-Ali	2012/0004579 A1	1/2012	Luo et al.
2009/0281462 A1	11/2009	Heliot et al.	2012/0029300 A1	2/2012	Paquet
2009/0299157 A1	12/2009	Telfort et al.	2012/0029879 A1	2/2012	Sing et al.
2009/0299675 A1	12/2009	Isaacson et al.	2012/0041316 A1	2/2012	Al-Ali et al.
2009/0309645 A1	12/2009	Isaacson et al.	2012/0046557 A1	2/2012	Kiani
2009/0309755 A1	12/2009	Williamson	2012/0059230 A1	3/2012	Teller et al.
2009/0322540 A1	12/2009	Richardson et al.	2012/0059267 A1	3/2012	Lamego et al.
2010/0004518 A1	1/2010	Vo et al.	2012/0071771 A1	3/2012	Behar
2010/0030040 A1	2/2010	Poeze et al.	2012/0075464 A1	3/2012	Derenne et al.
2010/0030094 A1	2/2010	Lundback	2012/0088984 A1	4/2012	Al-Ali et al.
2010/0036209 A1	2/2010	Ferren et al.	2012/0095778 A1	4/2012	Gross et al.
2010/0060747 A1	3/2010	Woodman	2012/0101353 A1	4/2012	Reggiardo et al.
2010/0069725 A1	3/2010	Al-Ali	2012/0116175 A1	5/2012	Al-Ali et al.
2010/0081895 A1	4/2010	Zand	2012/0123799 A1	5/2012	Nolen et al.
2010/0125188 A1	5/2010	Schilling et al.	2012/0136221 A1	5/2012	Killen et al.
2010/0125217 A1	5/2010	Kuo et al.	2012/0165629 A1	6/2012	Merritt et al.
2010/0130840 A1	5/2010	Isaacson et al.	2012/0179006 A1	7/2012	Jansen et al.
2010/0144627 A1	6/2010	Vitek et al.	2012/0184120 A1	7/2012	Basta et al.
2010/0145146 A1	6/2010	Melder	2012/0197619 A1	8/2012	Namer Yelin et al.
2010/0177100 A1	7/2010	Carnes et al.	2012/0203078 A1	8/2012	Sze et al.
2010/0185101 A1	7/2010	Sakai et al.	2012/0209082 A1	8/2012	Al-Ali
2010/0198622 A1	8/2010	Gajic et al.	2012/0209084 A1	8/2012	Olsen et al.
2010/0210924 A1	8/2010	Parthasarathy	2012/0226160 A1	9/2012	Kudoh
2010/0210958 A1	8/2010	Manwaring et al.	2012/0227739 A1	9/2012	Kiani
2010/0240945 A1	9/2010	Bikko	2012/0239434 A1	9/2012	Breslow et al.
2010/0249540 A1	9/2010	Lisogurski	2012/0242501 A1	9/2012	Tran et al.
2010/0298660 A1	11/2010	McCombie et al.	2012/0265039 A1	10/2012	Kiani
2010/0298661 A1	11/2010	McCombie et al.	2012/0277597 A1	11/2012	Eshbaugh et al.
2010/0298742 A1	11/2010	Perlman et al.	2012/0282583 A1	11/2012	Thaler et al.
2010/0305412 A1	12/2010	Darrah et al.	2012/0283524 A1	11/2012	Kiani et al.
2010/0309207 A1	12/2010	Prior et al.	2012/0284053 A1	11/2012	Rosenfeld
2010/0312079 A1	12/2010	Larsen et al.	2012/0286955 A1	11/2012	Welch et al.
2010/0312080 A1	12/2010	Isaacson	2012/0289800 A1	11/2012	Isaacson et al.
2010/0312103 A1	12/2010	Gorek et al.	2012/0294801 A1	11/2012	Scherz et al.
2010/0317936 A1	12/2010	Al-Ali et al.	2012/0296178 A1	11/2012	Lamego et al.
2010/0317951 A1	12/2010	Rutkowski et al.	2012/0302894 A1	11/2012	Diab et al.
2011/0021930 A1	1/2011	Mazzeo et al.	2012/0303476 A1	11/2012	Krzyzanowski et al.
2011/0023130 A1	1/2011	Gudgel et al.	2012/0304784 A1	12/2012	Isaacson et al.
2011/0028809 A1	2/2011	Goodman	2012/0319816 A1	12/2012	Al-Ali
2011/0046495 A1	2/2011	Osypka	2012/0330112 A1	12/2012	Lamego et al.
2011/0066051 A1	3/2011	Moon et al.	2013/0006131 A1	1/2013	Narayan et al.
2011/0077473 A1	3/2011	Lisogurski	2013/0006151 A1	1/2013	Main et al.
2011/0078596 A1	3/2011	Rawlins et al.	2013/0023775 A1	1/2013	Lamego et al.
2011/0080294 A1	4/2011	Tanishima et al.	2013/0035603 A1	2/2013	Jarausch et al.
2011/0082711 A1	4/2011	Poeze et al.	2013/0041591 A1	2/2013	Lamego
			2013/0046197 A1	2/2013	Dlugos, Jr. et al.
			2013/0046204 A1	2/2013	Lamego et al.
			2013/0060108 A1	3/2013	Schurman et al.
			2013/0060147 A1	3/2013	Welch et al.

(56)

## References Cited

## U.S. PATENT DOCUMENTS

2013/0079610	A1	3/2013	Al-Ali	2014/0188516	A1	7/2014	Kamen
2013/0092805	A1	4/2013	Funk et al.	2014/0194709	A1	7/2014	Al-Ali et al.
2013/0096405	A1	4/2013	Garfio	2014/0194711	A1	7/2014	Al-Ali
2013/0096936	A1	4/2013	Sampath et al.	2014/0194766	A1	7/2014	Al-Ali et al.
2013/0109929	A1	5/2013	Menzel	2014/0200422	A1	7/2014	Weber et al.
2013/0109935	A1	5/2013	Al-Ali et al.	2014/0206963	A1	7/2014	Al-Ali
2013/0123616	A1	5/2013	Merritt et al.	2014/0213864	A1	7/2014	Abdul-Hafiz et al.
2013/0162433	A1	6/2013	Muhsin et al.	2014/0221798	A1	8/2014	Isaacson
2013/0178749	A1	7/2013	Lamego	2014/0243627	A1	8/2014	Diab et al.
2013/0190581	A1	7/2013	Al-Ali et al.	2014/0243632	A1	8/2014	Ulrich et al.
2013/0197328	A1	8/2013	Diab et al.	2014/0257057	A1	9/2014	Reis Cunha et al.
2013/0197364	A1	8/2013	Han	2014/0266787	A1	9/2014	Tran
2013/0211214	A1	8/2013	Olsen	2014/0266790	A1	9/2014	Al-Ali et al.
2013/0243021	A1	9/2013	Siskavich	2014/0275808	A1	9/2014	Poeze et al.
2013/0253334	A1	9/2013	Al-Ali et al.	2014/0275816	A1	9/2014	Sandmore
2013/0261494	A1	10/2013	Bloom et al.	2014/0275835	A1	9/2014	Lamego et al.
2013/0267804	A1	10/2013	Al-Ali	2014/0275871	A1	9/2014	Lamego et al.
2013/0274571	A1	10/2013	Diab et al.	2014/0275872	A1	9/2014	Merritt et al.
2013/0274572	A1	10/2013	Al-Ali et al.	2014/0275881	A1	9/2014	Lamego et al.
2013/0279109	A1	10/2013	Lindblad et al.	2014/0275883	A1	9/2014	Haisley et al.
2013/0296672	A1	11/2013	O'Neil et al.	2014/0275885	A1	9/2014	Isaacson et al.
2013/0296713	A1	11/2013	Al-Ali et al.	2014/0275932	A1	9/2014	Zadig
2013/0310667	A1	11/2013	Grubac et al.	2014/0276115	A1	9/2014	Dalvi et al.
2013/0317327	A1	11/2013	Al-Ali et al.	2014/0288388	A1	9/2014	Isaacson et al.
2013/0317370	A1	11/2013	Dalvi et al.	2014/0288400	A1	9/2014	Diab et al.
2013/0317393	A1	11/2013	Weiss et al.	2014/0296664	A1	10/2014	Bruinsma et al.
2013/0324804	A1	12/2013	McKeown et al.	2014/0303520	A1	10/2014	Telfort et al.
2013/0324808	A1	12/2013	Al-Ali et al.	2014/0309506	A1	10/2014	Lamego et al.
2013/0324817	A1	12/2013	Diab	2014/0309559	A1	10/2014	Telfort et al.
2013/0331660	A1	12/2013	Al-Ali et al.	2014/0316217	A1	10/2014	Purdon et al.
2013/0331670	A1	12/2013	Kiani	2014/0316218	A1	10/2014	Purdon et al.
2013/0338461	A1	12/2013	Lamego et al.	2014/0316228	A1	10/2014	Blank et al.
2013/0340176	A1	12/2013	Stevens et al.	2014/0323825	A1	10/2014	Al-Ali et al.
2014/0012100	A1	1/2014	Al-Ali et al.	2014/0323897	A1	10/2014	Brown et al.
2014/0022081	A1	1/2014	Ribble et al.	2014/0323898	A1	10/2014	Purdon et al.
2014/0025306	A1	1/2014	Weber et al.	2014/0330092	A1	11/2014	Al-Ali et al.
2014/0031650	A1	1/2014	Weber et al.	2014/0330098	A1	11/2014	Merritt et al.
2014/0034353	A1	2/2014	Al-Ali et al.	2014/0330099	A1	11/2014	Al-Ali et al.
2014/0046674	A1	2/2014	Rosenfeld	2014/0333440	A1	11/2014	Kiani
2014/0051952	A1	2/2014	Reichgott et al.	2014/0336481	A1	11/2014	Shakespeare et al.
2014/0051953	A1	2/2014	Lamego et al.	2014/0343389	A1	11/2014	Goldstein et al.
2014/0051954	A1	2/2014	Al-Ali et al.	2014/0343436	A1	11/2014	Kiani
2014/0058230	A1	2/2014	Abdul-Hafiz et al.	2014/0343889	A1	11/2014	Ben Shalom et al.
2014/0066783	A1	3/2014	Kiani et al.	2014/0357966	A1	12/2014	Al-Ali et al.
2014/0066880	A1	3/2014	Prince et al.	2014/0357970	A1	12/2014	Larsen et al.
2014/0073167	A1	3/2014	Al-Ali et al.	2014/0364705	A1	12/2014	Parthasarathy et al.
2014/0077956	A1	3/2014	Sampath et al.	2014/0371548	A1	12/2014	Al-Ali et al.
2014/0081097	A1	3/2014	Al-Ali et al.	2014/0371632	A1	12/2014	Al-Ali et al.
2014/0081100	A1	3/2014	Muhsin et al.	2014/0378784	A1	12/2014	Kiani et al.
2014/0081175	A1	3/2014	Telfort	2015/0001302	A1	1/2015	Gelay et al.
2014/0094667	A1	4/2014	Schurman et al.	2015/0005600	A1	1/2015	Blank et al.
2014/0100434	A1	4/2014	Diab et al.	2015/0006089	A1	1/2015	Pagels
2014/0114199	A1	4/2014	Lamego et al.	2015/0011907	A1	1/2015	Purdon et al.
2014/0120564	A1	5/2014	Workman et al.	2015/0012231	A1	1/2015	Poeze et al.
2014/0121482	A1	5/2014	Merritt et al.	2015/0018650	A1	1/2015	Al-Ali et al.
2014/0121483	A1	5/2014	Kiani	2015/0025406	A1	1/2015	Al-Ali
2014/0127137	A1	5/2014	Bellott et al.	2015/0031970	A1	1/2015	Lain
2014/0128696	A1	5/2014	Al-Ali	2015/0032029	A1	1/2015	Al-Ali et al.
2014/0128699	A1	5/2014	Al-Ali et al.	2015/0038859	A1	2/2015	Dalvi et al.
2014/0129702	A1	5/2014	Lamego et al.	2015/0045637	A1	2/2015	Dalvi
2014/0135588	A1	5/2014	Al-Ali et al.	2015/0051462	A1	2/2015	Olsen
2014/0135602	A1	5/2014	Lemke et al.	2015/0080754	A1	3/2015	Purdon et al.
2014/0142399	A1	5/2014	Al-Ali et al.	2015/0087936	A1	3/2015	Al-Ali et al.
2014/0142401	A1	5/2014	Al-Ali et al.	2015/0094546	A1	4/2015	Al-Ali
2014/0142402	A1	5/2014	Al-Ali et al.	2015/0094618	A1	4/2015	Russell et al.
2014/0152673	A1	6/2014	Lynn et al.	2015/0097701	A1	4/2015	Al-Ali et al.
2014/0155712	A1	6/2014	Lamego et al.	2015/0099950	A1	4/2015	Al-Ali et al.
2014/0163344	A1	6/2014	Al-Ali	2015/0099951	A1	4/2015	Al-Ali et al.
2014/0163402	A1	6/2014	Lamego et al.	2015/0099955	A1	4/2015	Al-Ali et al.
2014/0166076	A1	6/2014	Kiani et al.	2015/0101844	A1	4/2015	Al-Ali et al.
2014/0171763	A1	6/2014	Diab	2015/0106121	A1	4/2015	Muhsin et al.
2014/0180038	A1	6/2014	Kiani	2015/0112151	A1	4/2015	Muhsin et al.
2014/0180154	A1	6/2014	Sierra et al.	2015/0116076	A1	4/2015	Al-Ali et al.
2014/0180160	A1	6/2014	Brown et al.	2015/0126830	A1	5/2015	Schurman et al.
2014/0187973	A1	7/2014	Brown et al.	2015/0133755	A1	5/2015	Smith et al.
				2015/0140863	A1	5/2015	Al-Ali et al.
				2015/0141779	A1	5/2015	Johnson et al.
				2015/0141780	A1	5/2015	Meyer et al.
				2015/0141781	A1	5/2015	Weber et al.

(56)

## References Cited

## U.S. PATENT DOCUMENTS

2015/0165312	A1	6/2015	Kiani	2017/0007134	A1	1/2017	Al-Ali et al.
2015/0196237	A1	7/2015	Lamego	2017/0007198	A1	1/2017	Al-Ali et al.
2015/0196249	A1	7/2015	Brown et al.	2017/0014083	A1	1/2017	Diab et al.
2015/0201874	A1	7/2015	Diab	2017/0014084	A1	1/2017	Al-Ali et al.
2015/0208966	A1	7/2015	Al-Ali	2017/0027456	A1	2/2017	Kinast et al.
2015/0216459	A1	8/2015	Al-Ali et al.	2017/0042488	A1	2/2017	Muhsin
2015/0230755	A1	8/2015	Al-Ali et al.	2017/0055851	A1	3/2017	Al-Ali
2015/0238094	A1	8/2015	Lai et al.	2017/0055882	A1	3/2017	Al-Ali et al.
2015/0238722	A1	8/2015	Al-Ali	2017/0055887	A1	3/2017	Al-Ali
2015/0245773	A1	9/2015	Lamego et al.	2017/0055896	A1	3/2017	Al-Ali et al.
2015/0245794	A1	9/2015	Al-Ali	2017/0079594	A1	3/2017	Telfort et al.
2015/0257689	A1	9/2015	Al-Ali et al.	2017/0086723	A1	3/2017	Al-Ali et al.
2015/0272514	A1	10/2015	Kiani et al.	2017/0143281	A1	5/2017	Olsen
2015/0289814	A1	10/2015	Magar et al.	2017/0147774	A1	5/2017	Kiani
2015/0351697	A1	12/2015	Weber et al.	2017/0156620	A1	6/2017	Al-Ali et al.
2015/0351704	A1	12/2015	Kiani et al.	2017/0173632	A1	6/2017	Al-Ali
2015/0359429	A1	12/2015	Al-Ali et al.	2017/0187146	A1	6/2017	Kiani et al.
2015/0366472	A1	12/2015	Kiani	2017/0188919	A1	7/2017	Al-Ali et al.
2015/0366507	A1	12/2015	Blank	2017/0196464	A1	7/2017	Jansen et al.
2015/0374298	A1	12/2015	Al-Ali et al.	2017/0196470	A1	7/2017	Lamego et al.
2015/0374905	A1	12/2015	Yodfat et al.	2017/0202490	A1	7/2017	Al-Ali et al.
2015/0380875	A1	12/2015	Coverston et al.	2017/0224216	A1	8/2017	Al-Ali
2016/0000362	A1	1/2016	Diab et al.	2017/0224231	A1	8/2017	Al-Ali
2016/0007930	A1	1/2016	Weber et al.	2017/0224233	A1	8/2017	Al-Ali
2016/0029932	A1	2/2016	Al-Ali	2017/0224262	A1	8/2017	Al-Ali
2016/0029933	A1	2/2016	Al-Ali et al.	2017/0228516	A1	8/2017	Sampath et al.
2016/0045118	A1	2/2016	Kiani	2017/0245790	A1	8/2017	Al-Ali et al.
2016/0051205	A1	2/2016	Al-Ali et al.	2017/0251974	A1	9/2017	Shreim et al.
2016/0058338	A1	3/2016	Schurman et al.	2017/0251975	A1	9/2017	Shreim et al.
2016/0058347	A1	3/2016	Reichgott et al.	2017/0258403	A1	9/2017	Abdul-Hafiz et al.
2016/0066823	A1	3/2016	Al-Ali et al.	2017/0311851	A1	11/2017	Schurman et al.
2016/0066824	A1	3/2016	Al-Ali et al.	2017/0311891	A1	11/2017	Kiani et al.
2016/0066879	A1	3/2016	Telfort et al.	2017/0325728	A1	11/2017	Al-Ali et al.
2016/0072429	A1	3/2016	Kiani et al.	2017/0332976	A1	11/2017	Al-Ali et al.
2016/0073967	A1	3/2016	Lamego et al.	2017/0340293	A1	11/2017	Al-Ali et al.
2016/0081552	A1	3/2016	Wojtczuk et al.	2017/0360310	A1	12/2017	Kiani et al.
2016/0095543	A1	4/2016	Telfort et al.	2017/0367632	A1	12/2017	Al-Ali et al.
2016/0095548	A1	4/2016	Al-Ali et al.	2018/0008146	A1	1/2018	Al-Ali et al.
2016/0103598	A1	4/2016	Al-Ali et al.	2018/0014752	A1	1/2018	Al-Ali et al.
2016/0106914	A1	4/2016	Yodfat et al.	2018/0028124	A1	2/2018	Al-Ali et al.
2016/0113527	A1	4/2016	Al-Ali	2018/0055385	A1	3/2018	Al-Ali
2016/0143548	A1	5/2016	Al-Ali	2018/0055390	A1	3/2018	Kiani et al.
2016/0166182	A1	6/2016	Al-Ali et al.	2018/0055430	A1	3/2018	Diab et al.
2016/0166183	A1	6/2016	Poeze et al.	2018/0064381	A1	3/2018	Shakespeare et al.
2016/0166188	A1	6/2016	Bruinsma et al.	2018/0069776	A1	3/2018	Lamego et al.
2016/0166210	A1	6/2016	Al-Ali	2018/0070867	A1	3/2018	Smith et al.
2016/0166213	A1	6/2016	Isaacson	2018/0082767	A1	3/2018	Al-Ali et al.
2016/0183794	A1	6/2016	Gannon et al.	2018/0085068	A1	3/2018	Telfort
2016/0192869	A1	7/2016	Kiani et al.	2018/0087937	A1	3/2018	Al-Ali et al.
2016/0196388	A1	7/2016	Lamego	2018/0103874	A1	4/2018	Lee et al.
2016/0197436	A1	7/2016	Barker et al.	2018/0103905	A1	4/2018	Kiani
2016/0213281	A1	7/2016	Eckerbom et al.	2018/0110478	A1	4/2018	Al-Ali
2016/0228043	A1	8/2016	O'Neil et al.	2018/0116575	A1	5/2018	Perea et al.
2016/0233632	A1	8/2016	Scruggs et al.	2018/0125368	A1	5/2018	Lamego et al.
2016/0234944	A1	8/2016	Schmidt et al.	2018/0125430	A1	5/2018	Al-Ali et al.
2016/0235344	A1	8/2016	Auerbach	2018/0125445	A1	5/2018	Telfort et al.
2016/0246781	A1	8/2016	Cabot	2018/0130325	A1	5/2018	Kiani et al.
2016/0262673	A1	9/2016	Skorich et al.	2018/0132769	A1	5/2018	Weber et al.
2016/0270717	A1	9/2016	Luna et al.	2018/0132770	A1	5/2018	Lamego
2016/0270735	A1	9/2016	Diab et al.	2018/0146901	A1	5/2018	Al-Ali et al.
2016/0283665	A1	9/2016	Sampath et al.	2018/0146902	A1	5/2018	Kiani et al.
2016/0287090	A1	10/2016	Al-Ali et al.	2018/0153442	A1	6/2018	Eckerbom et al.
2016/0287786	A1	10/2016	Kiani	2018/0153446	A1	6/2018	Kiani
2016/0296169	A1	10/2016	McHale et al.	2018/0153447	A1	6/2018	Al-Ali et al.
2016/0310052	A1	10/2016	Al-Ali et al.	2018/0153448	A1	6/2018	Weber et al.
2016/0314260	A1	10/2016	Kiani	2018/0161499	A1	6/2018	Al-Ali et al.
2016/0324486	A1	11/2016	Al-Ali et al.	2018/0168491	A1	6/2018	Al-Ali et al.
2016/0324488	A1	11/2016	Olsen	2018/0174679	A1	6/2018	Sampath et al.
2016/0327984	A1	11/2016	Al-Ali et al.	2018/0174680	A1	6/2018	Sampath et al.
2016/0328528	A1	11/2016	Al-Ali et al.	2018/0182484	A1	6/2018	Sampath et al.
2016/0331332	A1	11/2016	Al-Ali	2018/0184917	A1	7/2018	Kiani
2016/0359150	A1	12/2016	Martin et al.	2018/0192953	A1	7/2018	Shreim et al.
2016/0367164	A1	12/2016	Felix	2018/0192955	A1	7/2018	Al-Ali et al.
2016/0367173	A1	12/2016	Dalvi et al.	2018/0199871	A1	7/2018	Pauley et al.
2017/0000394	A1	1/2017	Al-Ali et al.	2018/0206795	A1	7/2018	Al-Ali
				2018/0206815	A1	7/2018	Telfort
				2018/0213583	A1	7/2018	Al-Ali
				2018/0214031	A1	8/2018	Kiani et al.
				2018/0214090	A1	8/2018	Al-Ali et al.

(56)

## References Cited

## U.S. PATENT DOCUMENTS

2018/0218792 A1 8/2018 Muhsin et al.  
 2018/0225960 A1 8/2018 Al-Ali et al.  
 2018/0238718 A1 8/2018 Dalvi  
 2018/0242853 A1 8/2018 Al-Ali  
 2018/0242921 A1 8/2018 Muhsin et al.  
 2018/0242923 A1 8/2018 Al-Ali et al.  
 2018/0242926 A1 8/2018 Muhsin et al.  
 2018/0247353 A1 8/2018 Al-Ali et al.  
 2018/0247712 A1 8/2018 Muhsin et al.  
 2018/0249933 A1 9/2018 Schurman et al.  
 2018/0253947 A1 9/2018 Muhsin et al.  
 2018/0256087 A1 9/2018 Al-Ali et al.  
 2018/0256113 A1 9/2018 Weber et al.  
 2018/0285094 A1 10/2018 Housel et al.  
 2018/0289325 A1 10/2018 Poeze et al.  
 2018/0289337 A1 10/2018 Al-Ali et al.  
 2018/0296161 A1 10/2018 Shreim et al.  
 2018/0300919 A1 10/2018 Muhsin et al.  
 2018/0310822 A1 11/2018 Indorf et al.  
 2018/0310823 A1 11/2018 Al-Ali et al.

## FOREIGN PATENT DOCUMENTS

EP 1 408 823 5/2010  
 EP 2 335 569 6/2011  
 EP 2 766 834 8/2014  
 EP 2 811 894 12/2014  
 JP 02-050694 2/1990  
 JP 09-187428 7/1997  
 JP 10-336064 12/1998  
 JP 2000-312668 11/2000  
 JP 2001-501847 2/2001  
 JP 2002-513602 5/2002  
 JP 2002-165764 6/2002  
 JP 2002-172096 6/2002  
 JP 2002-233512 8/2002  
 JP 2002-535026 10/2002  
 JP 2002-542493 12/2002  
 JP 2003-275183 9/2003  
 JP 2004-024551 1/2004  
 JP 2004-513732 5/2004  
 JP 2005-038417 2/2005  
 JP 2005-218036 8/2005  
 JP 2005-295375 10/2005  
 JP 2007-021213 2/2007  
 JP 2007-095365 4/2007  
 JP 2007-174051 7/2007  
 JP 2008-519635 6/2008  
 JP 2008-541045 11/2008  
 JP 2009-017959 1/2009  
 JP 2009-207836 9/2009  
 JP 2010-503134 1/2010  
 JP 2010-093543 4/2010  
 JP 2010-524510 7/2010  
 JP 2011-519607 7/2011  
 JP 2011-519684 7/2011  
 JP 2011-152261 8/2011  
 JP 2012-519547 8/2012  
 JP 2014-533997 12/2014  
 RU 2199723 2/2003  
 WO WO 96/016591 6/1996  
 WO WO 97/000708 1/1997  
 WO WO 98/015224 4/1998  
 WO WO 98/029790 7/1998  
 WO WO 98/039749 9/1998  
 WO WO 99/013766 3/1999  
 WO WO 99/056613 11/1999  
 WO WO 00/062665 10/2000  
 WO WO 00/063713 10/2000  
 WO WO 00/069328 11/2000  
 WO WO 01/041634 6/2001  
 WO WO 03/065926 8/2003  
 WO WO 2004/056266 7/2004  
 WO WO 2004/059551 7/2004  
 WO WO 2005/048830 6/2005

WO WO 2005/092177 10/2005  
 WO WO 2006/051461 5/2006  
 WO WO 2010/054409 5/2010  
 WO WO 2011/001302 1/2011  
 WO WO 2011/002904 1/2011  
 WO WO 2011/021948 2/2011  
 WO WO 2011/025549 3/2011  
 WO WO 2011/041017 4/2011  
 WO WO 2013/056160 4/2013  
 WO WO 2013/119982 8/2013  
 WO WO 2015/054665 4/2015

## OTHER PUBLICATIONS

U.S. Appl. No. 15/448,989, Arm Mountable Portable Patient Monitor, filed Mar. 3, 2017.  
 U.S. Appl. No. 15/878,172, Arm Mountable Portable Patient Monitor, filed Jan. 23, 2018.  
 U.S. Appl. No. 16/157,643, Physiological Measurement Device, filed Oct. 11, 2018.  
 U.S. Appl. No. 14/464,560, Modular Patient Monitor, filed Aug. 20, 2014.  
 U.S. Appl. No. 15/814,227, Modular Patient Monitor, filed Nov. 15, 2017.  
 U.S. Appl. No. 14/834,169, Wireless Patient Monitoring Device, filed Aug. 24, 2015.  
 U.S. Appl. No. 16/182,427, Wireless Patient Monitoring Device, filed Nov. 6, 2018.  
 U.S. Appl. No. 16/182,457, Wireless Patient Monitoring Device, filed Nov. 6, 2018.  
 U.S. Appl. No. 15/968,392, Medical Monitoring Hub, filed May 1, 2018.  
 U.S. Appl. No. 15/214,276, Medical Monitoring Hub, filed Jul. 19, 2016.  
 U.S. Appl. No. 15/919,792, System for Displaying Medical Monitoring Data, filed Mar. 3, 2018.  
 U.S. Appl. No. 13/762,270, Wireless Patient Monitoring Device, filed Feb. 7, 2013.  
 Aitkenhead et al., "Textbook of Anaesthesiology", "Medicina" Publishing House, 1999, vol. 1, pp. 437-440.  
 Capuano et al., "Remote Telemetry—New Twists for Old Technology", Nursing Management, Jul. 1995, vol. 26, No. 7, pp. 26-32.  
 Crilly et al., "An Integrated Pulse Oximeter System for Telemedicine Applications", IEEE Instrumentation and Measurement Technology Conference, May 19-21, 1997, pp. 102-104.  
 Elmer-Dewitt, Philip, "Apple's iWatch: The killer apps may be in hospitals, not health clubs", Fortune.com, Feb. 3, 2014, <http://fortune.com/2014/02/03/apples-iwatch-the-killer-apps-may-be-in-hospitals-not-health-clubs/>, 4 pages.  
 Grundy et al., "Telemedicine in Critical Care: An Experiment in Health Care Delivery", JACEP, Oct. 1977, vol. 6, No. 10, pp. 439-444.  
 Grundy et al., "Telemedicine in Critical Care: Problems in Design, Implementation and Assessment", Jul. 1982, vol. 10, No. 7, pp. 471-475.  
 Rysavy, Peter, "Making the Call with Two-Way Paging", Network Computing, Published Jan. 15, 1997, [www.rysavy.com/Articles/twoway.htm](http://www.rysavy.com/Articles/twoway.htm), pp. 5.  
 Sweitzer et al., "Reducing Health Care Costs and Improving Patient Care with the Uni-Ox Pulse Oximeter from Snap Medical Technologies", Dissertation thesis for an MBA class given by the inventor on Dec. 18, 2004, pp. 7.  
 Wachter et al., "The Employment of an Iterative Design Process to Develop a Pulmonary Graphical Display", Journal of the American Medical Informatics Association, vol. 10, No. 4, Jul./Aug. 2003, pp. 363-372.  
 European Search Report in EP Application No. 02 748 235.5, dated Oct. 4, 2006.  
 Official Communication in EP Application No. 02 748 235.5, dated Jul. 25, 2008.  
 International Search Report in PCT Application No. PCT/US2002/023434, dated Dec. 19, 2002.

(56)

**References Cited**

OTHER PUBLICATIONS

Official Communication in European Application No. 10195398.2 dated Jul. 5, 2012.

Official Communication in European Application No. 10195398.2 dated Jun. 15, 2015.

International Search Report & Written Opinion in PCT Application No. PCT/US2013/025384, dated Aug. 6, 2013.

International Preliminary Report on Patentability & Written Opinion in PCT Application No. PCT/US2013/025384, dated Aug. 21, 2014.

International Search Report & Written Opinion in PCT Application No. PCT/US2012/060109, dated Jun. 5, 2013.

International Preliminary Report on Patentability in PCT Application No. PCT/US2012/060109, dated Apr. 24, 2014.

International Search Report & Written Opinion in PCT Application No. PCT/US2014/060177, dated Dec. 19, 2014.

International Preliminary Report on Patentability & Written Opinion in PCT Application No. PCT/US2014/060177, dated Apr. 21, 2016.

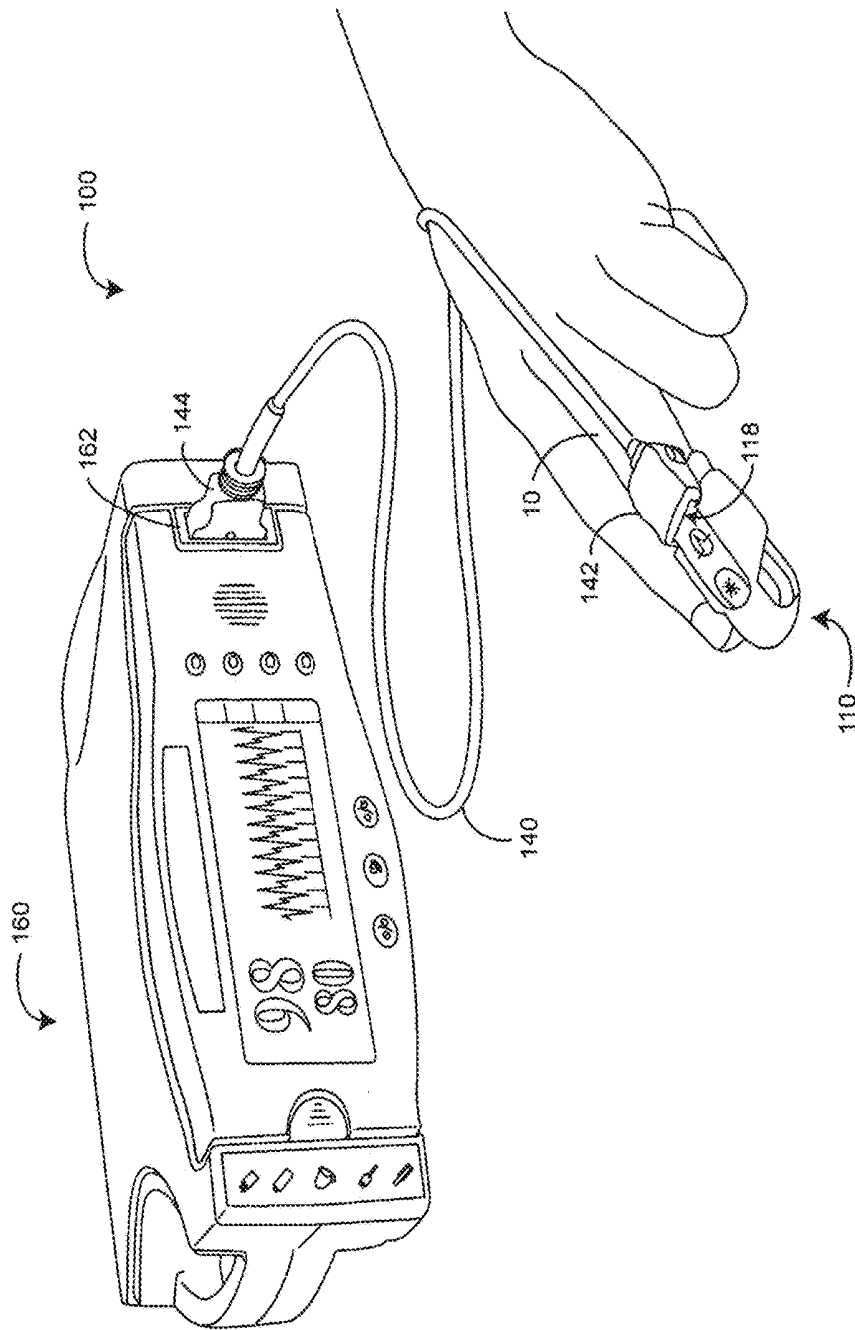


FIG. 1 (Prior Art)

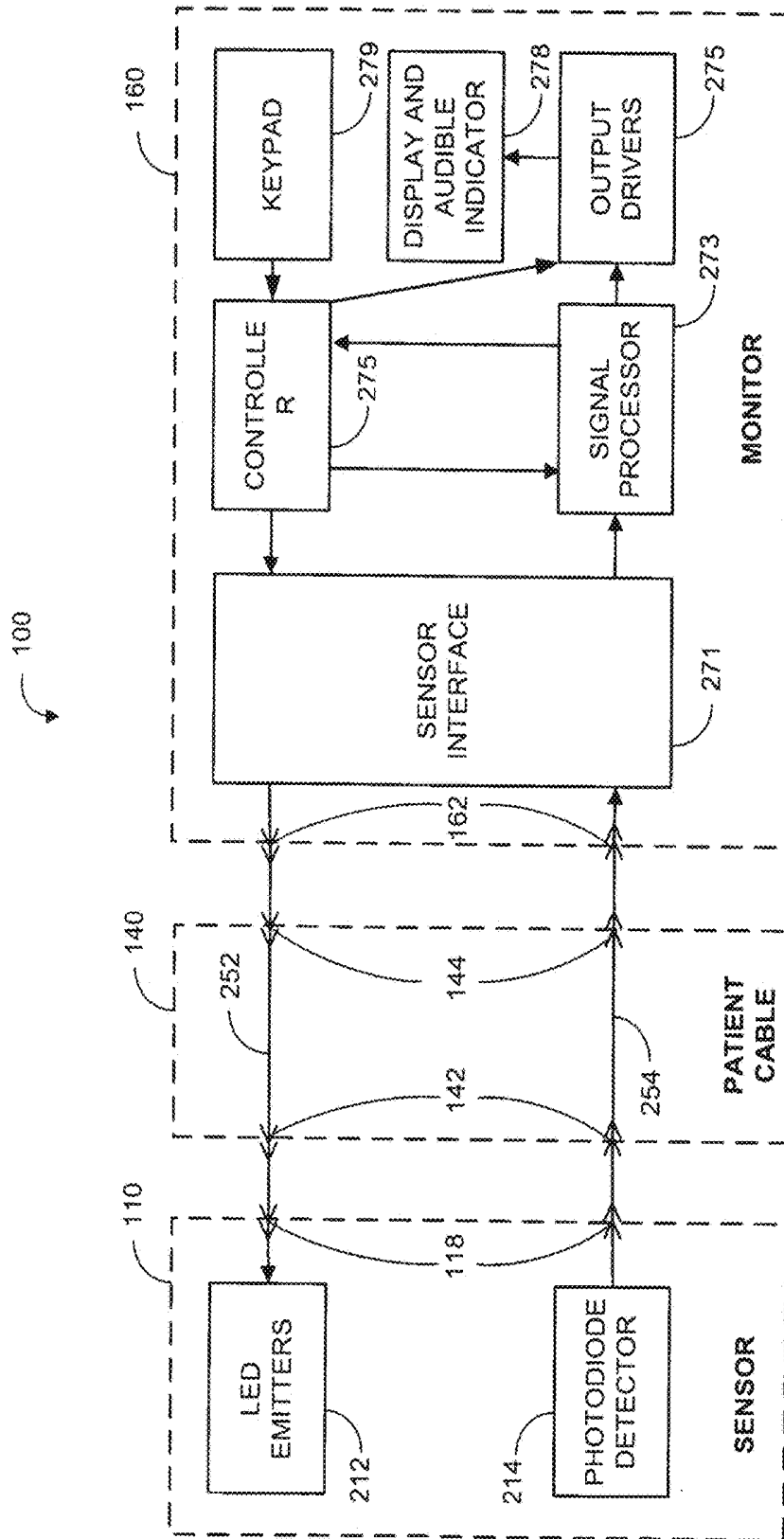


FIG. 2 (Prior Art)



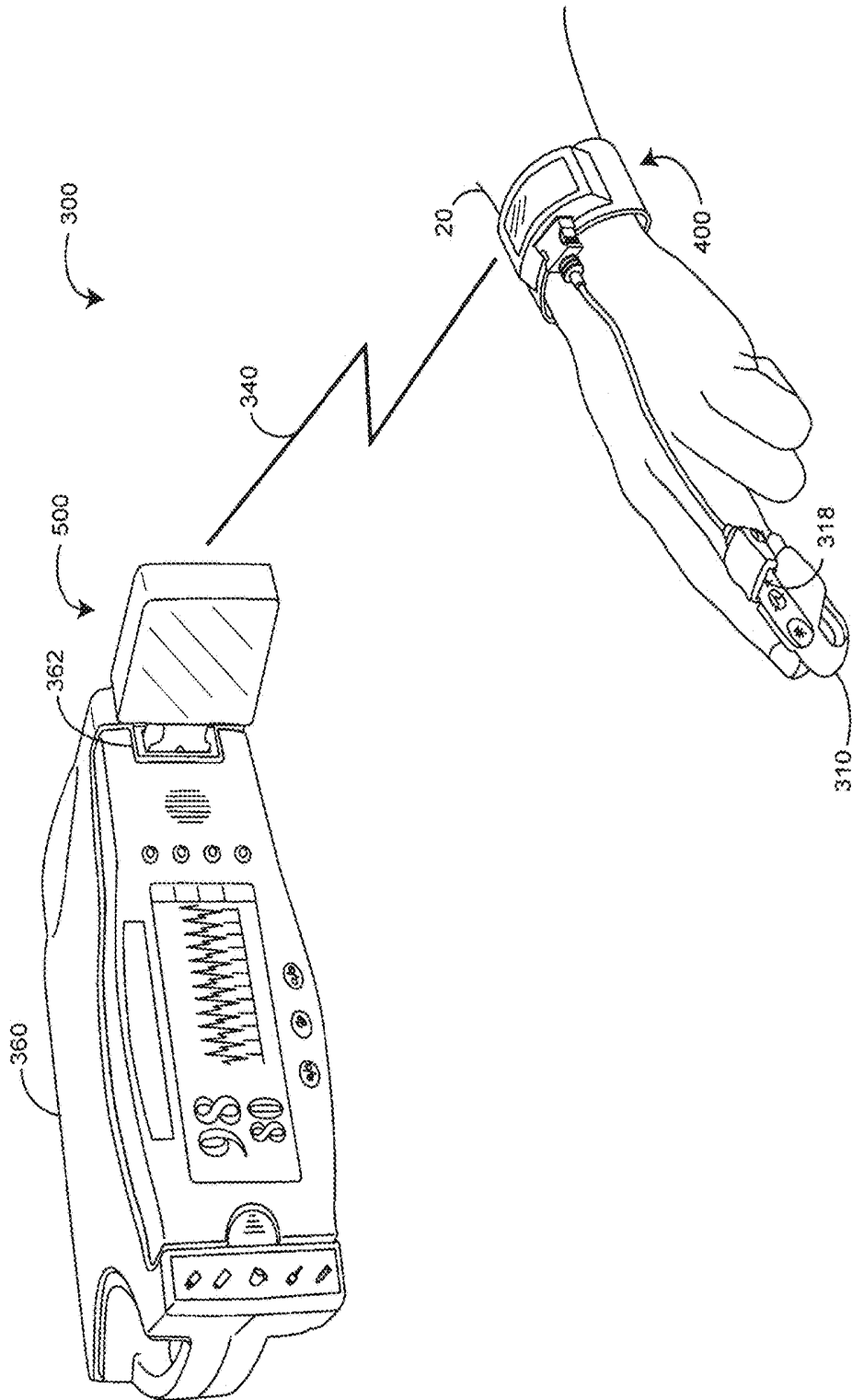


FIG. 3

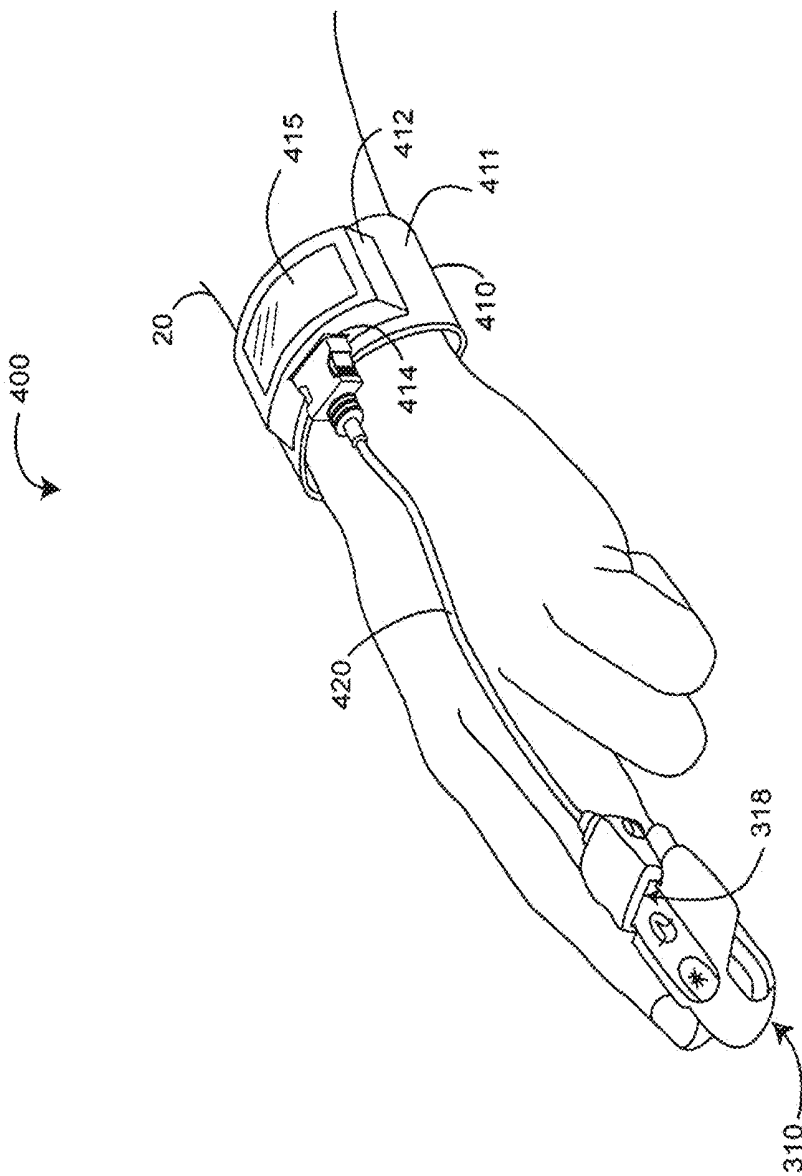


FIG. 4A

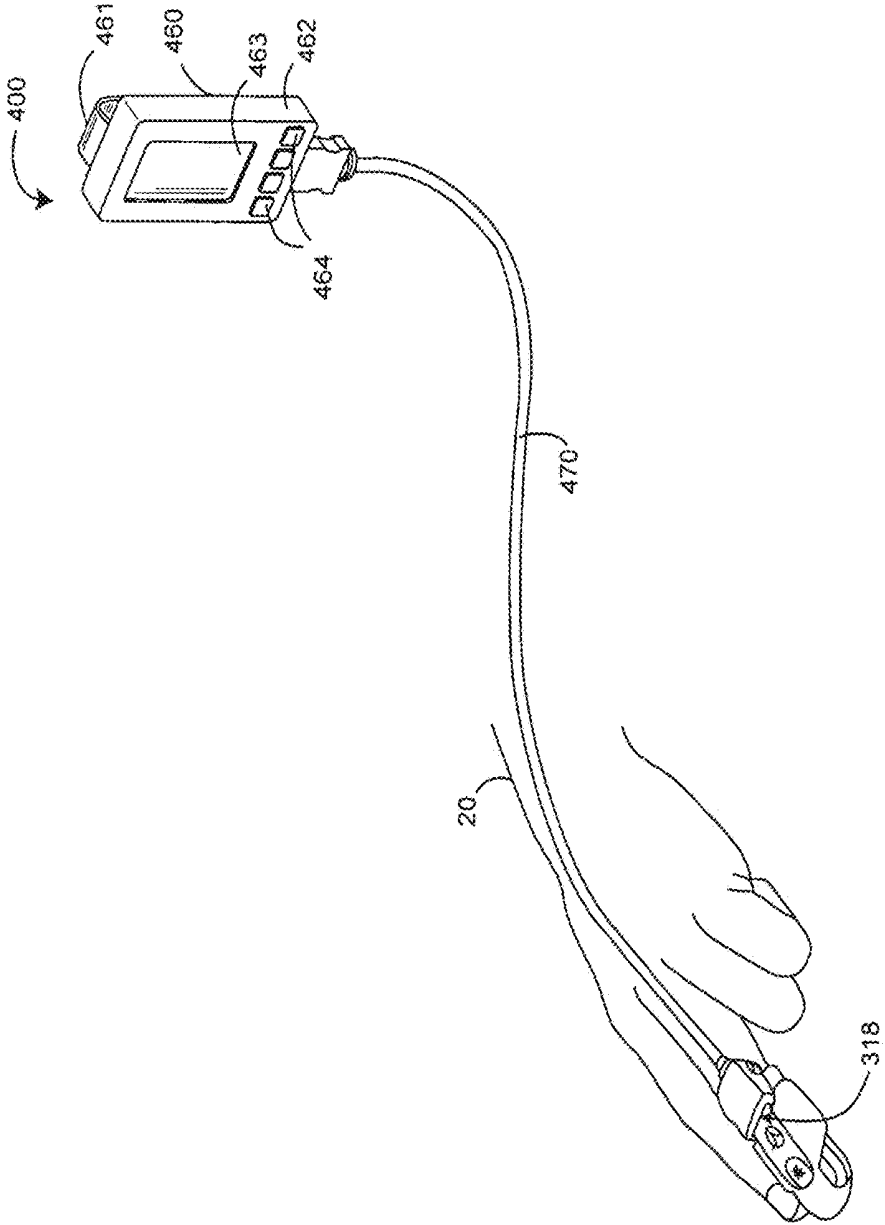


FIG. 4B

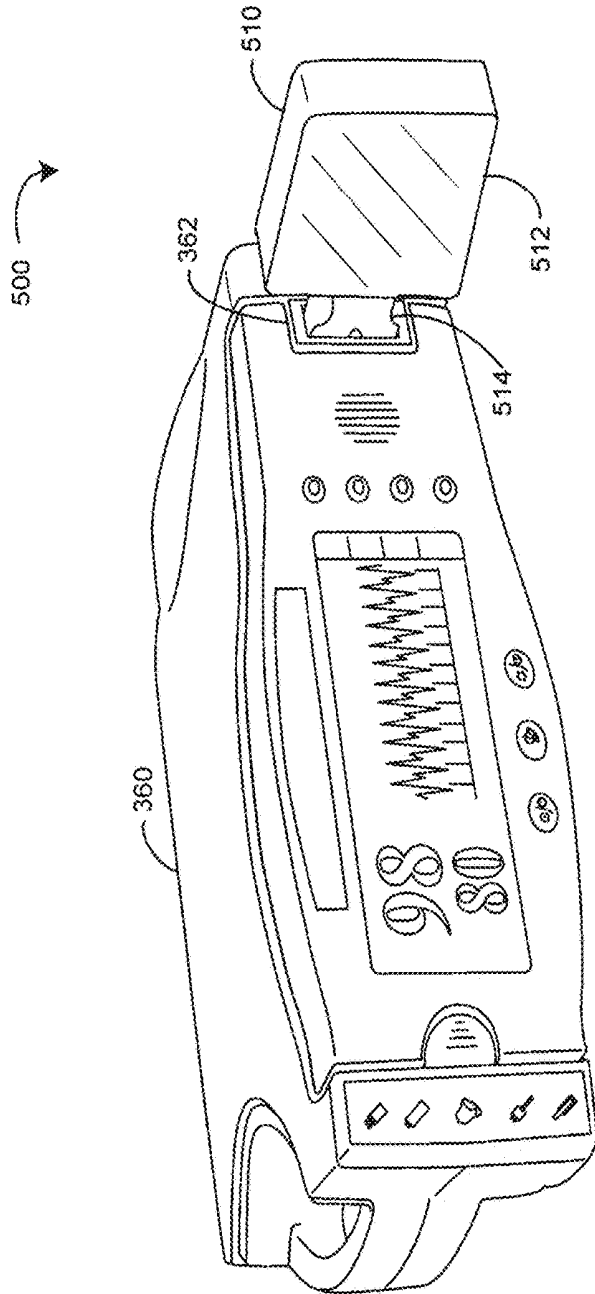


FIG. 5A

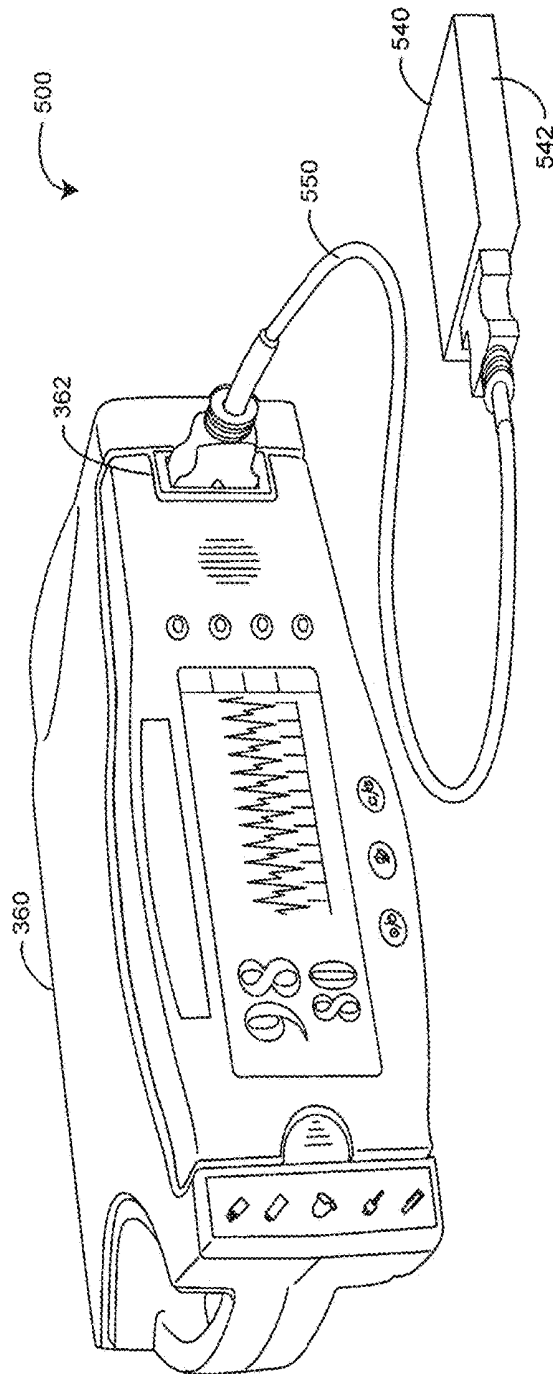


FIG. 5B

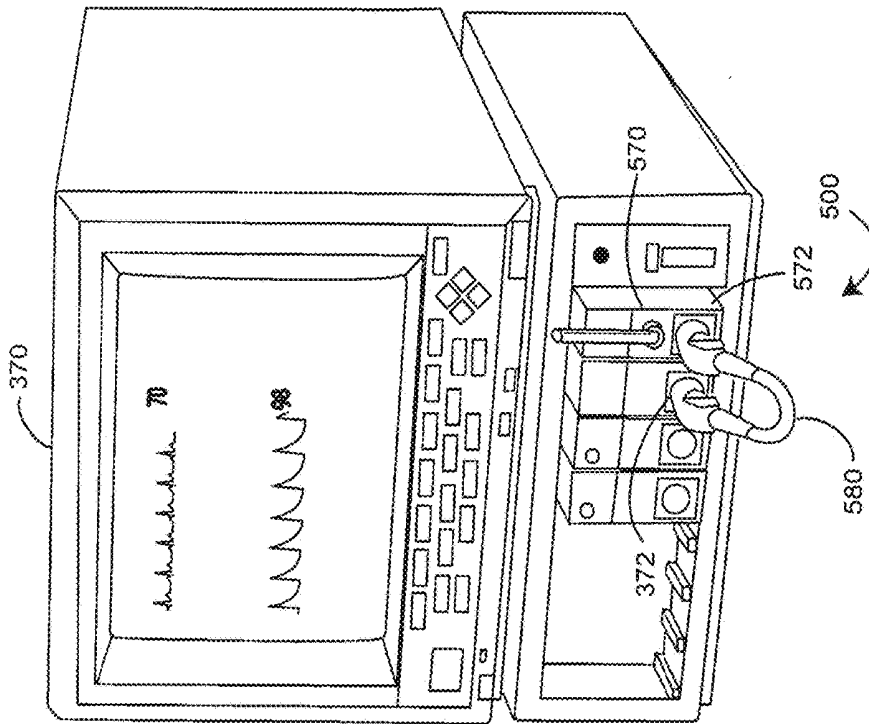


FIG. 5C

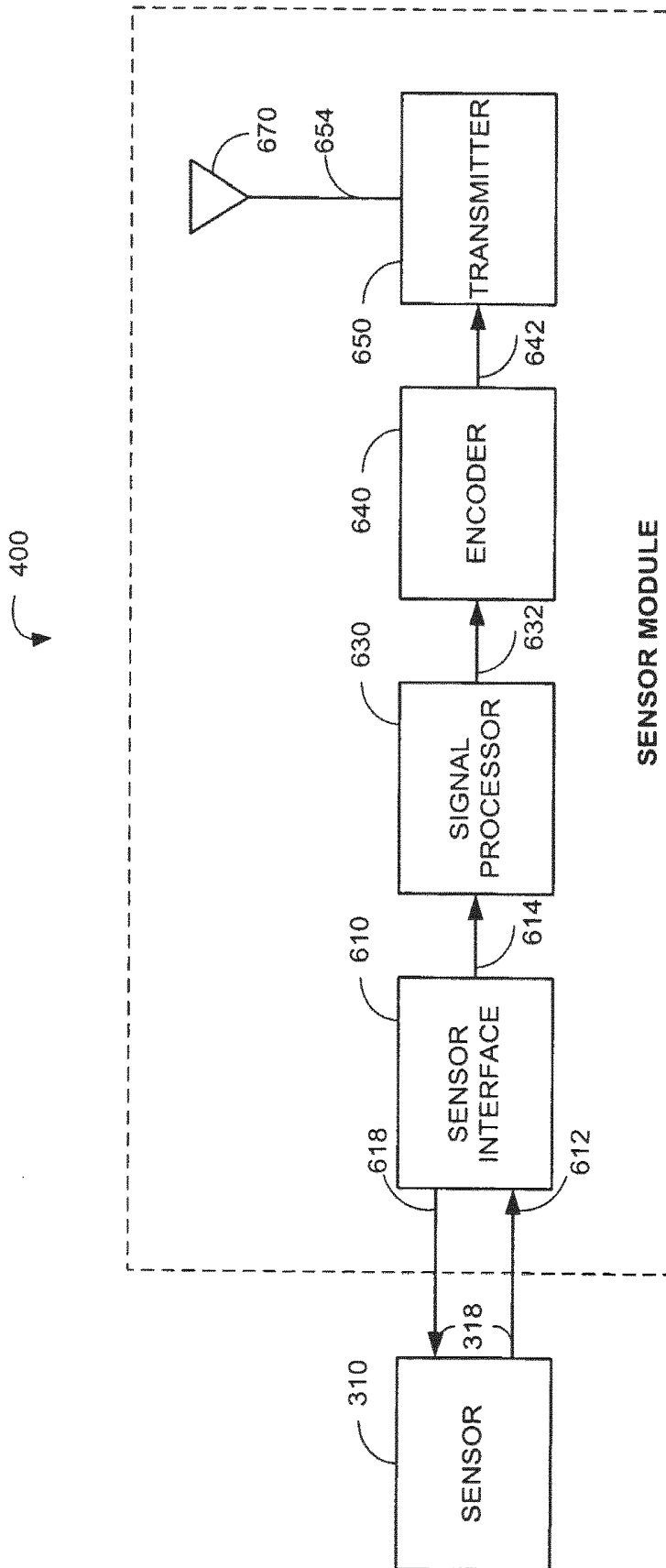


FIG. 6

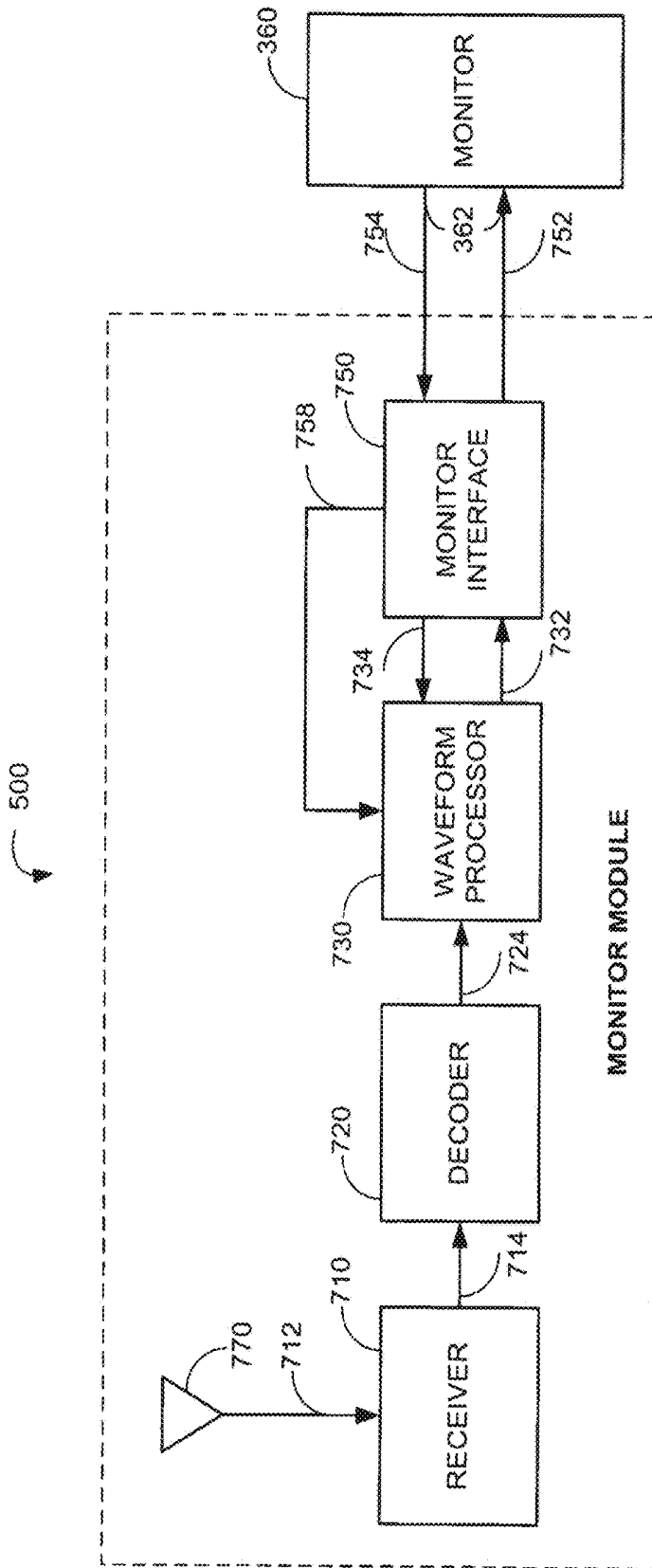


FIG. 7



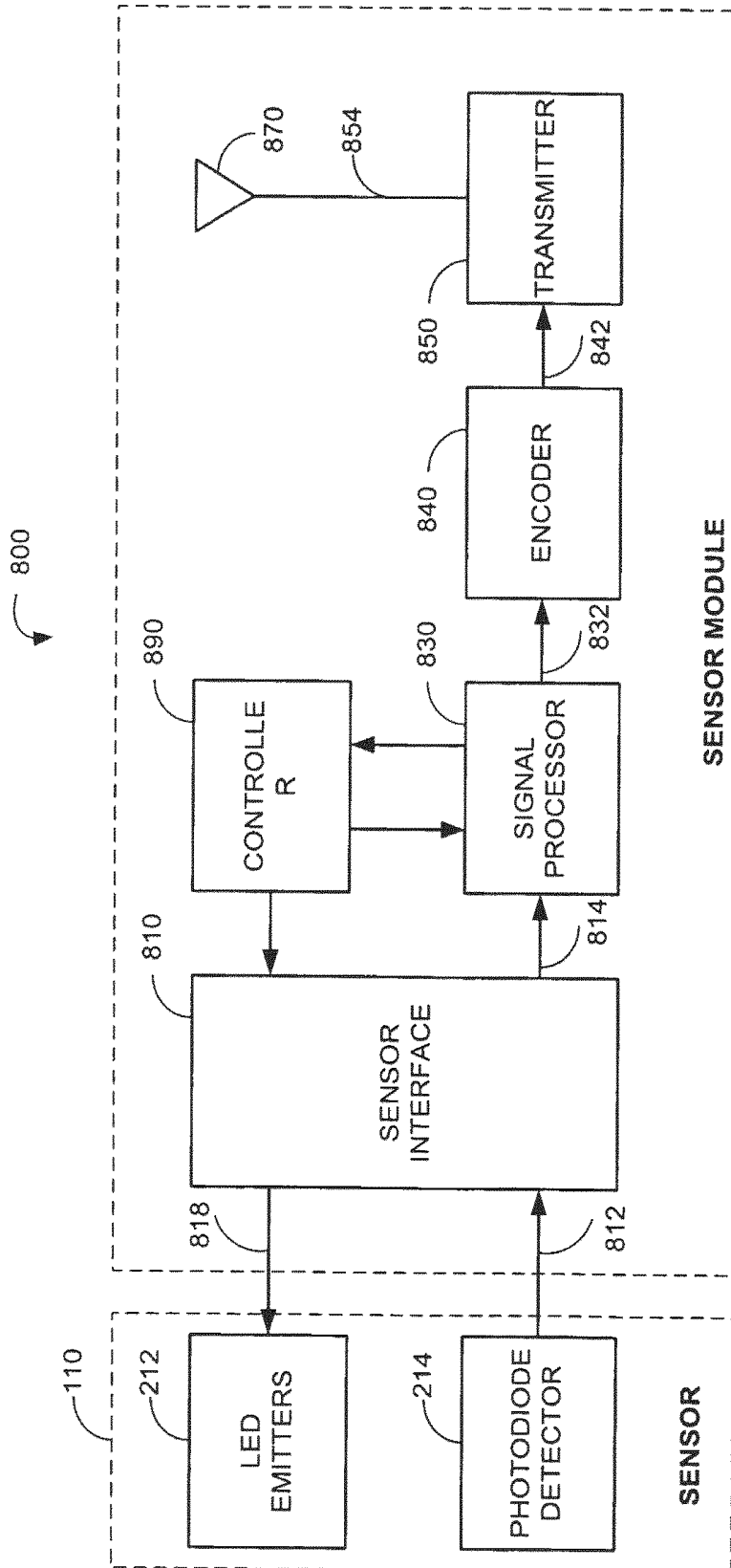


FIG. 8

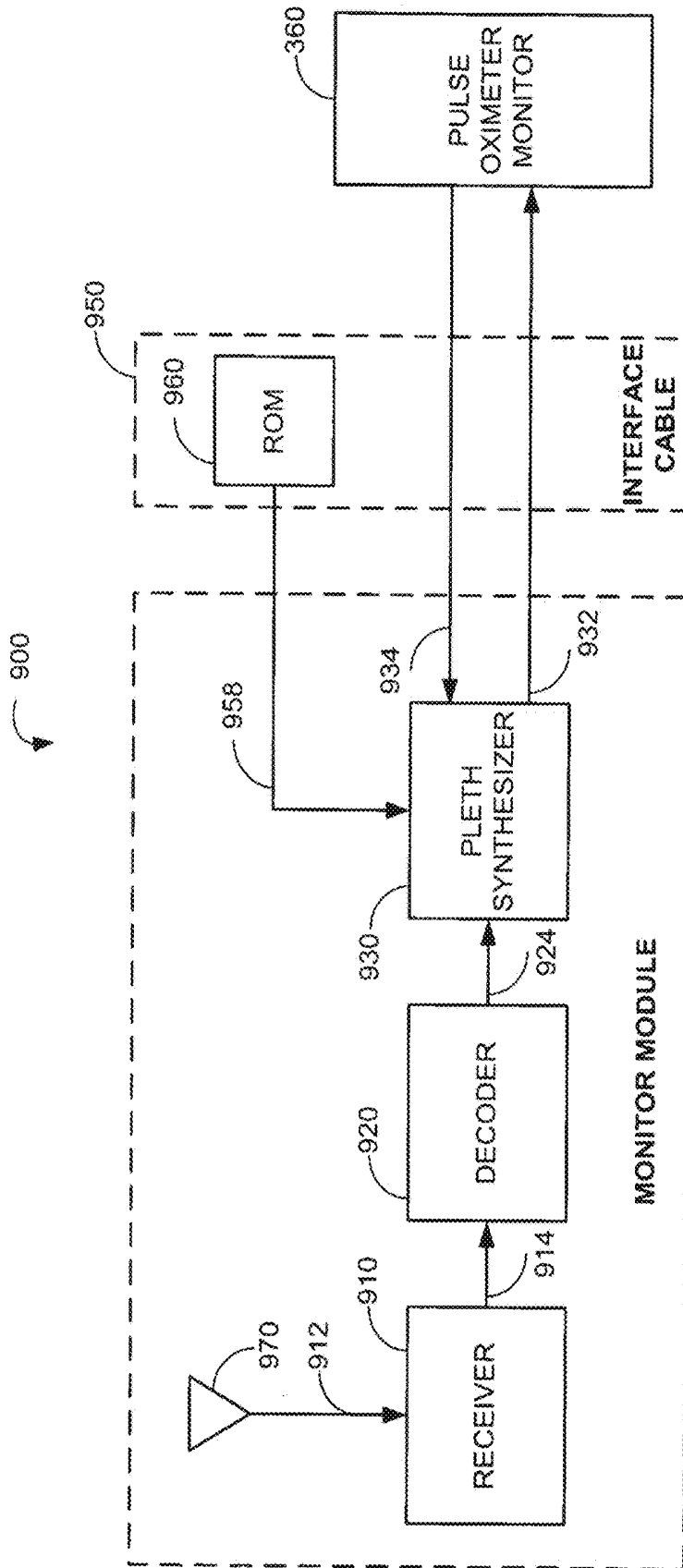


FIG. 9

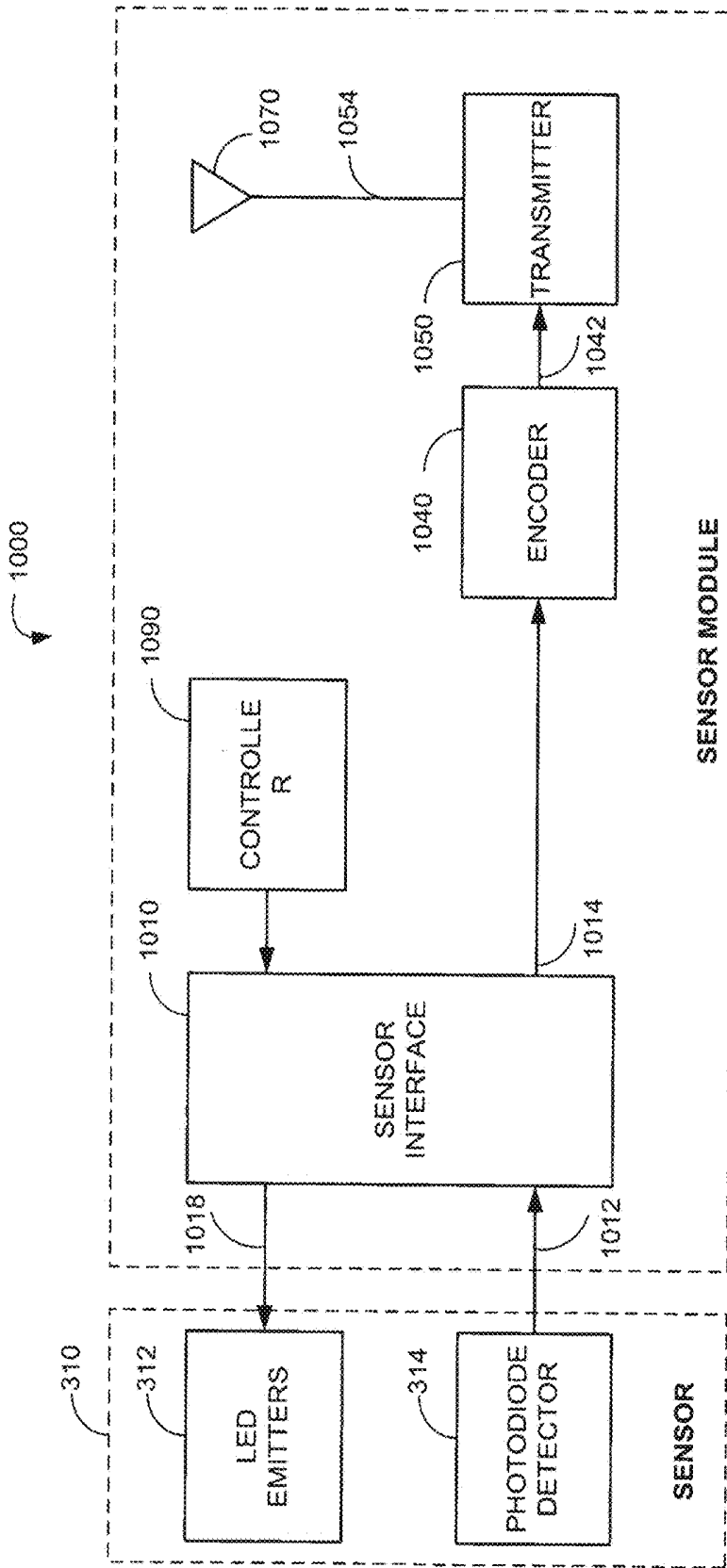


FIG. 10

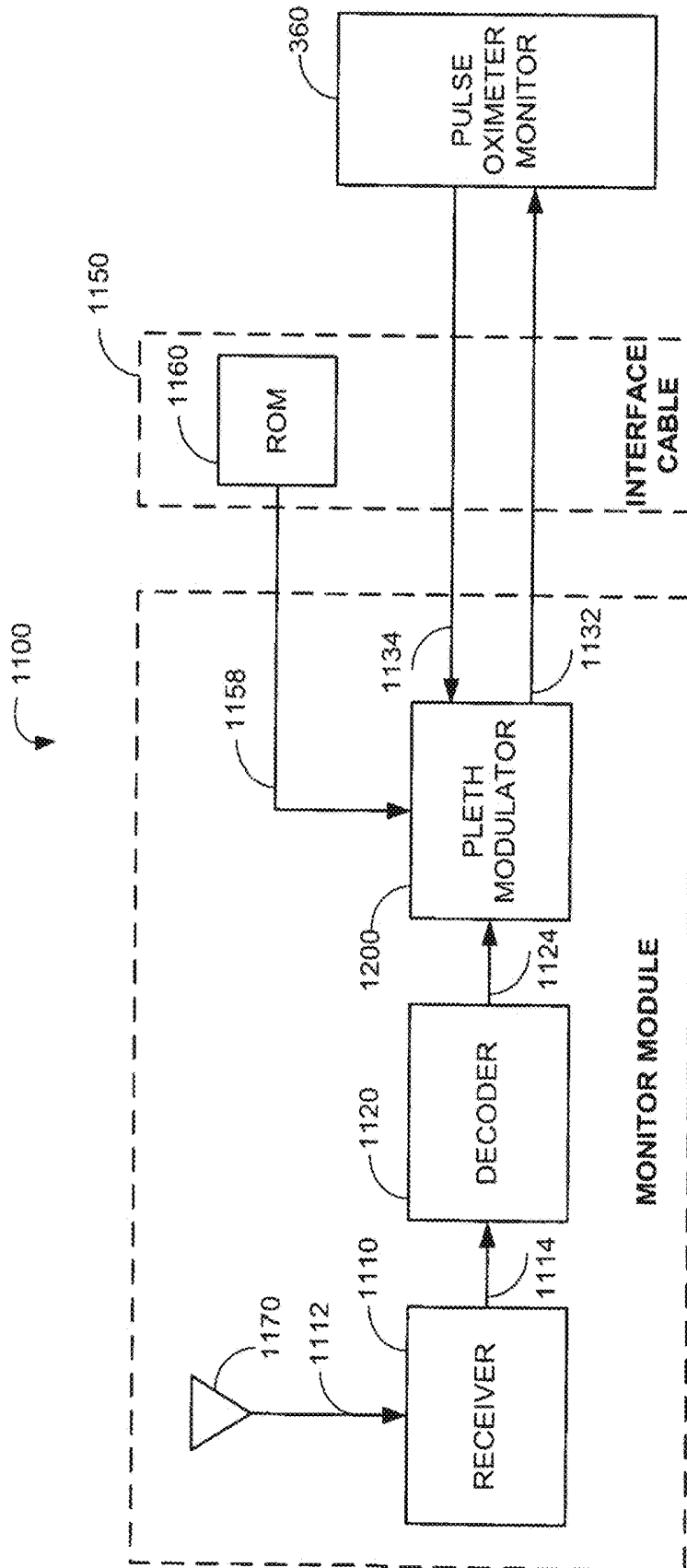


FIG. 11

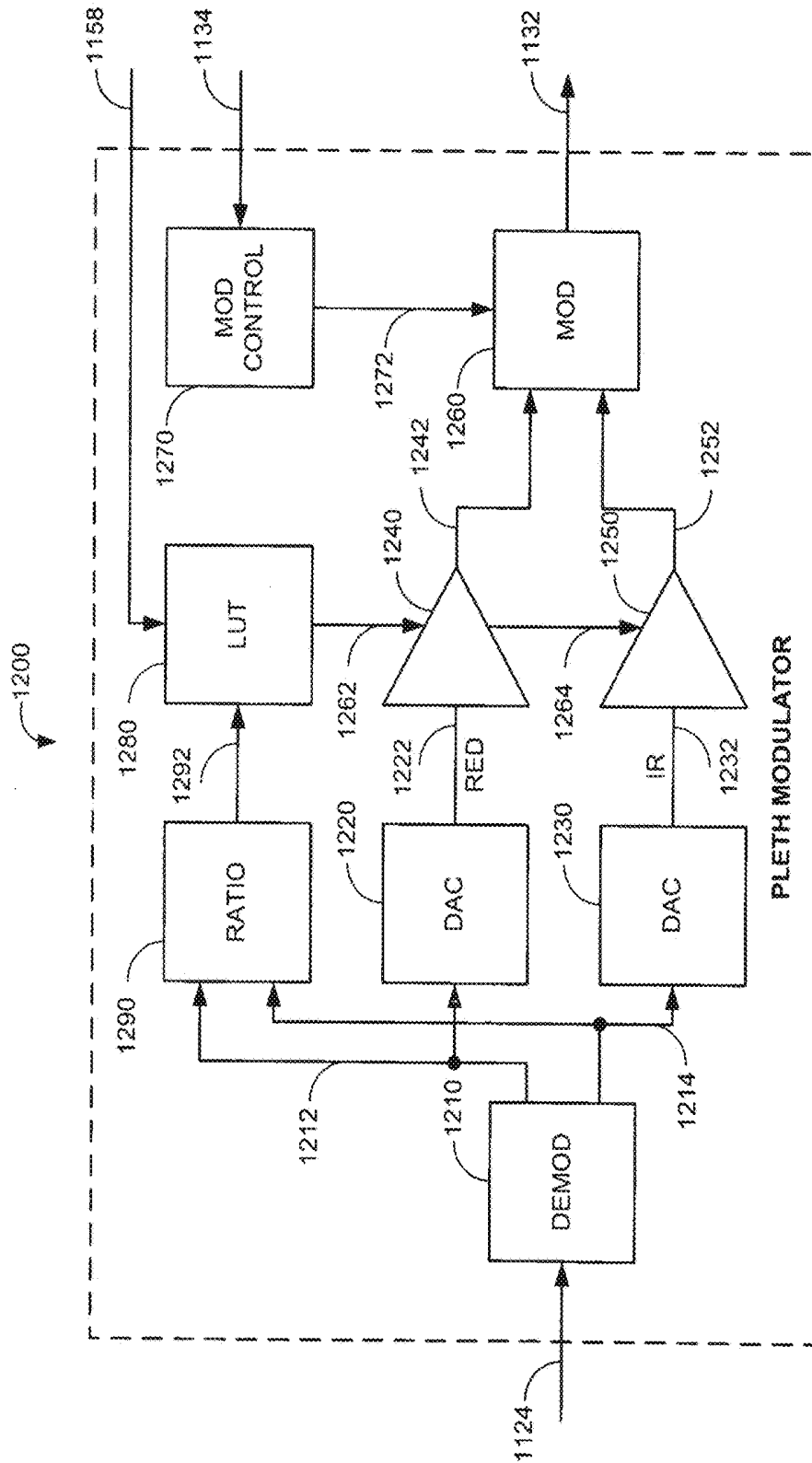


FIG. 12

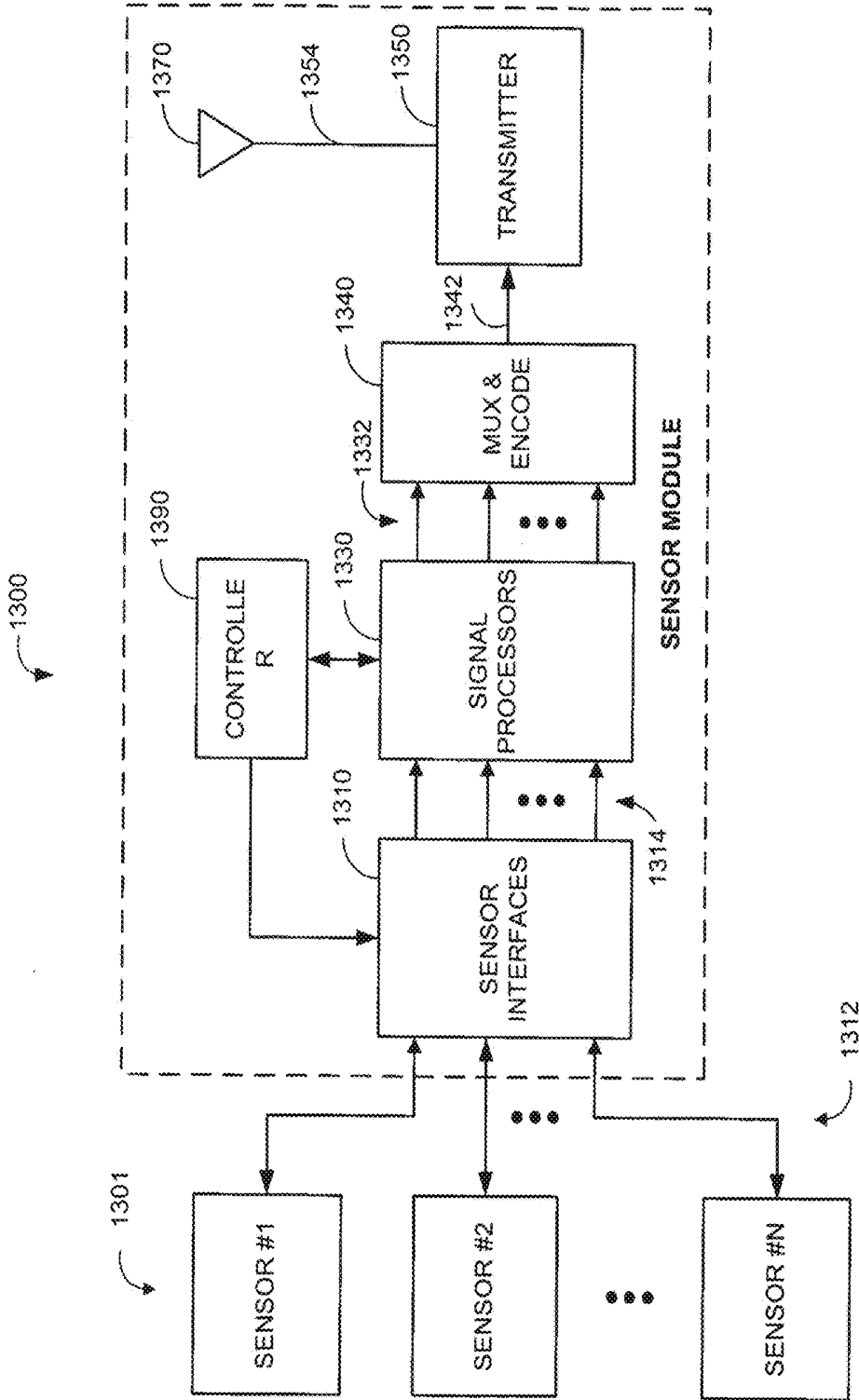


FIG. 13

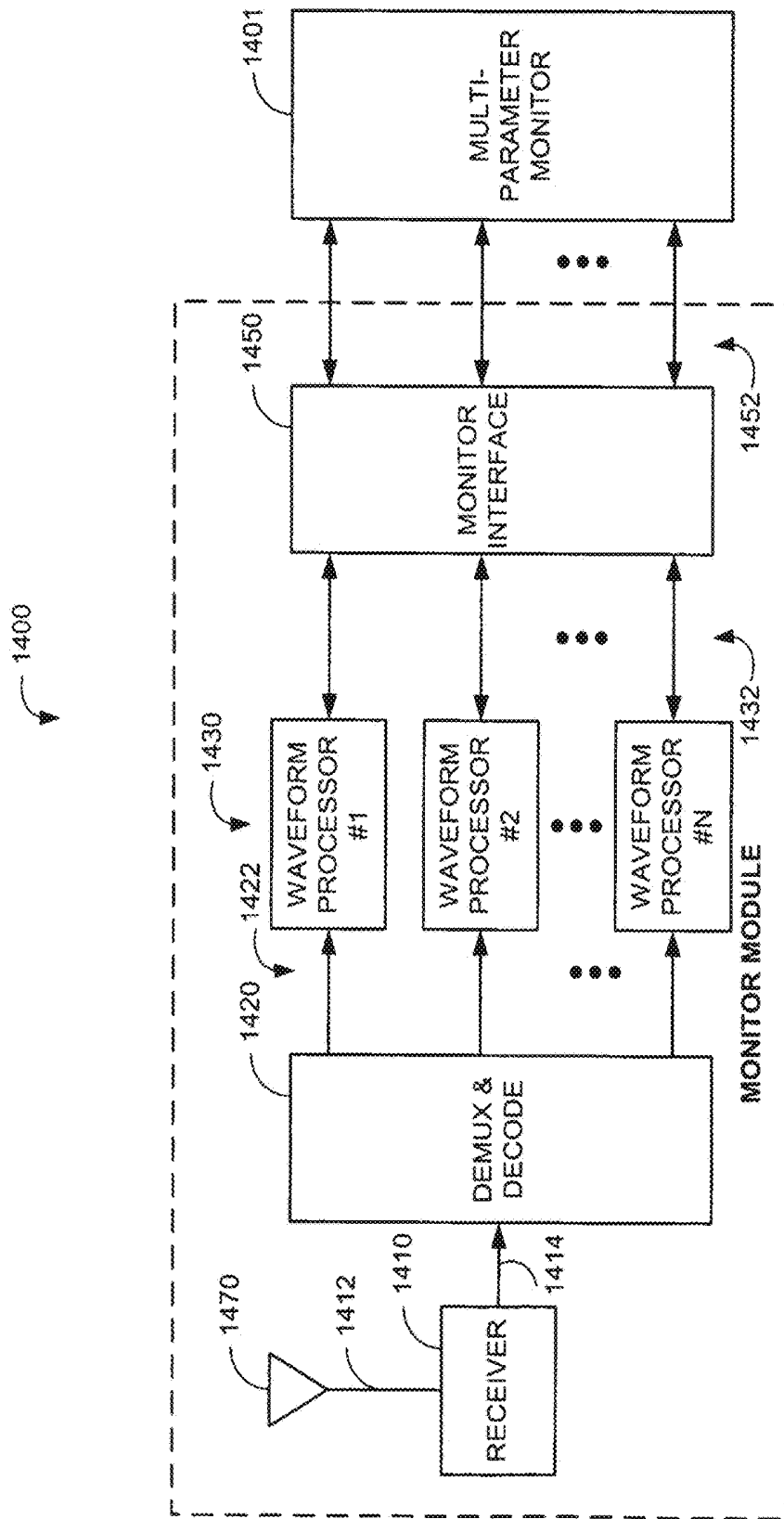


FIG. 14

## PHYSIOLOGICAL MEASUREMENT DEVICE

## REFERENCE TO RELATED APPLICATION

The present application is a continuation of U.S. patent application Ser. No. 15/448,989, filed on Mar. 3, 2017, entitled "Physiological Measurement Communications Adapter," which application is a continuation of U.S. patent application Ser. No. 14/815,232, filed on Jul. 31, 2015, entitled "Physiological Measurement Communications Adapter," which application is a continuation of U.S. patent application Ser. No. 14/217,788, filed on Mar. 18, 2014, entitled "Wrist-Mounted Physiological Measurement Device," now U.S. Pat. No. 9,113,832, which application is a continuation of U.S. patent application Ser. No. 14/037,137, filed on Sep. 25, 2013, entitled "Physiological Measurement Communications Adapter," now U.S. Pat. No. 9,113,831, which application is a continuation of U.S. patent application Ser. No. 12/955,826, filed on Nov. 29, 2010, entitled "Physiological Measurement Communications Adapter," now U.S. Pat. No. 8,548,548, which application is a continuation of U.S. patent application Ser. No. 11/417,006, filed on May 3, 2006, entitled "Physiological Measurement Communications Adapter," now U.S. Pat. No. 7,844,315, which claims priority benefit under 35 U.S.C. § 120 to, and is a continuation of, U.S. patent application Ser. No. 11/048,330, filed Feb. 1, 2005, entitled "Physiological Measurement Communications Adapter," now U.S. Pat. No. 7,844,314, which application is a continuation of U.S. patent application Ser. No. 10/377,933, entitled "Physiological Measurement Communications Adapter," now U.S. Pat. No. 6,850,788, which claims priority benefit under 35 U.S.C. § 119(e) from U.S. Provisional Application No. 60/367,428, filed Mar. 25, 2002, entitled "Physiological Measurement Communications Adapter." The present application also incorporates the foregoing utility disclosures herein by reference.

## BACKGROUND OF THE INVENTION

Patient vital sign monitoring may include measurements of blood oxygen, blood pressure, respiratory gas, and EKG among other parameters. Each of these physiological parameters typically requires a sensor in contact with a patient and a cable connecting the sensor to a monitoring device. For example, FIGS. 1-2 illustrate a conventional pulse oximetry system **100** used for the measurement of blood oxygen. As shown in FIG. 1, a pulse oximetry system has a sensor **110**, a patient cable **140** and a monitor **160**. The sensor **110** is typically attached to a finger **10** as shown. The sensor **110** has a plug **118** that inserts into a patient cable socket **142**. The monitor **160** has a socket **162** that accepts a patient cable plug **144**. The patient cable **140** transmits an LED drive signal **252** (FIG. 2) from the monitor **160** to the sensor **110** and a resulting detector signal **254** (FIG. 2) from the sensor **110** to the monitor **160**. The monitor **160** processes the detector signal **254** (FIG. 2) to provide, typically, a numerical readout of the patient's oxygen saturation, a numerical readout of pulse rate, and an audible indicator or "beep" that occurs in response to each arterial pulse.

As shown in FIG. 2, the sensor **110** has both red and infrared LED emitters **212** and a photodiode detector **214**. The monitor **160** has a sensor interface **271**, a signal processor **273**, a controller **275**, output drivers **276**, a display and audible indicator **278**, and a keypad **279**. The monitor **160** determines oxygen saturation by computing the differential absorption by arterial blood of the two wavelengths

emitted by the sensor emitters **212**, as is well-known in the art. The sensor interface **271** provides LED drive current **252** which alternately activates the red and IR LED emitters **212**. The photodiode detector **214** generates a signal **254** corresponding to the red and infrared light energy attenuated from transmission through the patient finger **10** (FIG. 1). The sensor interface **271** also has input circuitry for amplification, filtering and digitization of the detector signal **254**. The signal processor **273** calculates a ratio of detected red and infrared intensities, and an arterial oxygen saturation value is empirically determined based on that ratio. The controller **275** provides hardware and software interfaces for managing the display and audible indicator **278** and keypad **279**. The display and audible indicator **278** shows the computed oxygen status, as described above, and provides the pulse beep as well as alarms indicating oxygen desaturation events. The keypad **279** provides a user interface for setting alarm thresholds, alarm enablement, and display options, to name a few.

## SUMMARY OF THE INVENTION

Conventional physiological measurement systems are limited by the patient cable connection between sensor and monitor. A patient must be located in the immediate vicinity of the monitor. Also, patient relocation requires either disconnection of monitoring equipment and a corresponding loss of measurements or an awkward simultaneous movement of patient equipment and cables. Various devices have been proposed or implemented to provide wireless communication links between sensors and monitors, freeing patients from the patient cable tether. These devices, however, are incapable of working with the large installed base of existing monitors and sensors, requiring caregivers and medical institutions to suffer expensive wireless upgrades. It is desirable, therefore, to provide a communications adapter that is plug-compatible both with existing sensors and monitors and that implements a wireless link replacement for the patient cable.

An aspect of a physiological measurement communications adapter comprises a sensor interface configured to receive a sensor signal. A transmitter modulates a first baseband signal responsive to the sensor signal so as to generate a transmit signal. A receiver demodulates a receive signal corresponding to the transmit signal so as to generate a second baseband signal corresponding to the first baseband signal. Further, a monitor interface is configured to communicate a waveform responsive to the second baseband signal to a sensor port of a monitor. The waveform is adapted to the monitor so that measurements derived by the monitor from the waveform are generally equivalent to measurements derivable from the sensor signal. The communications adapter may further comprise a signal processor having an input in communications with the sensor interface, where the signal processor is operable to derive a parameter responsive to the sensor signal and where the first baseband signal is responsive to the parameter. The parameter may correspond to at least one of a measured oxygen saturation and a pulse rate.

One embodiment may further comprise a waveform generator that synthesizes the waveform from a predetermined shape. The waveform generator synthesizes the waveform at a frequency adjusted to be generally equivalent to the pulse rate. The waveform may have a first amplitude and a second amplitude, and the waveform generator may be configured



to adjusted the amplitudes so that measurements derived by the monitor are generally equivalent to a measured oxygen saturation.

In another embodiment, the sensor interface is operable on the sensor signal to provide a plethysmograph signal output, where the first baseband signal is responsive to the plethysmograph signal. This embodiment may further comprise a waveform modulator that modifies a decoded signal responsive to the second baseband signal to provide the waveform. The waveform modulator may comprise a demodulator that separates a first signal and a second signal from the decoded signal, an amplifier that adjusts amplitudes of the first and second signals to generate a first adjusted signal and a second adjusted signal, and a modulator that combines the first and second adjusted signals into the waveform. The amplitudes of the first and second signals may be responsive to predetermined calibration data for the sensor and the monitor.

An aspect of a physiological measurement communications adapter method comprises the steps of inputting a sensor signal at a patient location, communicating patient data derived from the sensor signal between the patient location and a monitor location, constructing a waveform at the monitor location responsive to the sensor signal, and providing the waveform to a monitor via a sensor port. The waveform is constructed so that the monitor calculates a parameter generally equivalent to a measurement derivable from the sensor signal.

In one embodiment, the communicating step may comprise the substeps of deriving a conditioned signal from the sensor signal, calculating a parameter signal from the conditioned signal, and transmitting the parameter signal from the patient location to the monitor location. The constructing step may comprise the substep of synthesizing the waveform from the parameter signal. In an alternative embodiment, the communicating step may comprise the substeps of deriving a conditioned signal from said sensor signal and transmitting the conditioned signal from the patient location to the monitor location. The constructing step may comprise the substeps of demodulating the conditioned signal and re-modulating the conditioned signal to generate the waveform. The providing step may comprise the substeps of inputting a monitor signal from an LED drive output of the sensor port, modulating the waveform in response to the monitor signal, and outputting the waveform on a detector input of the sensor port.

Another aspect of a physiological measurement communications adapter comprises a sensor interface means for inputting a sensor signal and outputting a conditioned signal, a transmitter means for sending data responsive to the sensor signal, and a receiver means for receiving the data. The communications adapter further comprises a waveform processor means for constructing a waveform from the data so that measurements derived by a monitor from the waveform are generally equivalent to measurements derivable from the sensor signal, and a monitor interface means for communicating the waveform to a sensor port of the monitor. The communications adapter may further comprise a signal processor means for deriving a parameter signal from the conditioned signal, where the data comprises the parameter signal. The waveform processor means may comprise a means for synthesizing the waveform from the parameter signal. The data may comprise the conditioned signal, and the waveform processor means may comprise a means for modulating the conditioned signal in response to the monitor.

#### BRIEF DESCRIPTION OF THE DRAWINGS

FIG. 1 is an illustration of a prior art pulse oximetry system;

FIG. 2 is a functional block diagram of a prior art pulse oximetry system;

FIG. 3 is an illustration of a physiological measurement communications adapter;

FIGS. 4A-B are illustrations of communications adapter sensor modules;

FIGS. 5A-C are illustrations of communications adapter monitor modules;

FIG. 6 is a functional block diagram of a communications adapter sensor module;

FIG. 7 is a functional block diagram of a communications adapter monitor module;

FIG. 8 is a functional block diagram of a sensor module configured to transmit measured pulse oximeter parameters;

FIG. 9 is a functional block diagram of a monitor module configured to received measured pulse oximeter parameters;

FIG. 10 is a functional block diagram of a sensor module configured to transmit a plethysmograph;

FIG. 11 is a functional block diagram of a monitor module configured to receive a plethysmograph;

FIG. 12 is a functional block diagram of a waveform modulator;

FIG. 13 is a functional block diagram of a sensor module configured for multiple sensors; and

FIG. 14 is a functional block diagram of a monitor module configured for multiple sensors.

#### DETAILED DESCRIPTION OF THE PREFERRED EMBODIMENT

##### Overview

FIG. 3 illustrates one embodiment of a communications adapter. FIGS. 4-5 illustrate physical configurations for a communications adapter. In particular, FIGS. 4A-B illustrate sensor module configurations and FIGS. 5A-C illustrate monitor module configurations. FIGS. 6-14 illustrate communications adapter functions. In particular, FIGS. 6-7 illustrate general functions for a sensor module and a monitor module, respectively. FIGS. 8-9 functionally illustrate a communications adapter where derived pulse oximetry parameters, such as saturation and pulse rate are transmitted between a sensor module and a monitor module. Also, FIGS. 10-12 functionally illustrate a communications adapter where a plethysmograph is transmitted between a sensor module and a monitor module. FIGS. 13-14 functionally illustrate a multiple-parameter communications adapter.

FIG. 3 illustrates a communications adapter 300 having a sensor module 400 and a monitor module 500. The communications adapter 300 communicates patient data derived from a sensor 310 between the sensor module 400, which is located proximate a patient 20 and the monitor module 500, which is located proximate a monitor 360. A wireless link 340 is provided between the sensor module 400 and the monitor module 500, replacing the conventional patient cable, such as a pulse oximetry patient cable 140 (FIG. 1). Advantageously, the sensor module 400 is plug-compatible with a conventional sensor 310. In particular, the sensor connector 318 connects to the sensor module 400 in a similar manner as to a patient cable. Further, the sensor module 400 outputs a drive signal to the sensor 310 and inputs a sensor signal from the sensor 310 in an equivalent manner as a conventional monitor 360. The sensor module 400 may be

battery powered or externally powered. External power may be for recharging internal batteries or for powering the sensor module during operation or both.

As shown in FIG. 3, the monitor module 500 is advantageously plug-compatible with a conventional monitor 360. In particular, the monitor's sensor port 362 connects to the monitor module 500 in a similar manner as to a patient cable, such as a pulse oximetry patient cable 140 (FIG. 1). Further, the monitor module 500 inputs a drive signal from the monitor 360 and outputs a corresponding sensor signal to the monitor 360 in an equivalent manner as a conventional sensor 310. As such, the combination sensor module 400 and monitor module 500 provide a plug-compatible wireless replacement for a patient cable, adapting an existing wired physiological measurement system into a wireless physiological measurement system. The monitor module 500 may be battery powered, powered from the monitor, such as by tapping current from a monitor's LED drive, or externally powered from an independent AC or DC power source.

Although a communications adapter 300 is described herein with respect to a pulse oximetry sensor and monitor, one of ordinary skill in the art will recognize that a communications adapter may provide a plug-compatible wireless replace for a patient cable that connects any physiological sensor and corresponding monitor. For example, a communications adapter 300 may be applied to a biopotential sensor, a non-invasive blood pressure (NIBP) sensor, a respiratory rate sensor, a glucose sensor and the corresponding monitors, to name a few.

#### Sensor Module Physical Configurations

FIGS. 4A-B illustrate physical embodiments of a sensor module 400. FIG. 4A illustrates a wrist-mounted module 410 having a wrist strap 411, a case 412 and an auxiliary cable 420. The case 412 contains the sensor module electronics, which are functionally described with respect to FIG. 6, below. The case 412 is mounted to the wrist strap 411, which attaches the wrist-mounted module 410 to a patient 20. The auxiliary cable 420 mates to a sensor connector 318 and a module connector 414, providing a wired link between a conventional sensor 310 and the wrist-mounted module 410. Alternatively, the auxiliary cable 420 is directly wired to the sensor module 400. The wrist-mounted module 410 may have a display 415 that shows sensor measurements, module status and other visual indicators, such as monitor status. The wrist-mounted module 410 may also have keys (not shown) or other input mechanisms to control its operational mode and characteristics. In an alternative embodiment, the sensor 310 may have a tail (not shown) that connects directly to the wrist-mounted module 410, eliminating the auxiliary cable 420.

FIG. 4B illustrates a clip-on module 460 having a clip 461, a case 462 and an auxiliary cable 470. The clip 461 attaches the clip-on module 460 to patient clothing or objects near a patient 20, such as a bed frame. The auxiliary cable 470 mates to the sensor connector 318 and functions as for the auxiliary cable 420 (FIG. 4A) of the wrist-mounted module 410 (FIG. 4A), described above. The clip-on module 460 may have a display 463 and keys 464 as for the wrist-mounted module 410 (FIG. 4A). Either the wrist-mounted module 410 or the clip-on module 460 may have other input or output ports (not shown) that download software, configure the module, or provide a wired connection to other measurement instruments or computing devices, to name a few examples.

#### Monitor Module Physical Configurations

FIGS. 5A-C illustrate physical embodiments of a monitor module 500. FIG. 5A illustrates a direct-connect module 510

having a case 512 and an integrated monitor connector 514. The case 512 contains the monitor module electronics, which are functionally described with respect to FIG. 7, below. The monitor connector 514 mimics that of the monitor end of a patient cable, such as a pulse oximetry patient cable 140 (FIG. 1), and electrically and mechanically connects the monitor module 510 to the monitor 360 via the monitor's sensor port 362.

FIG. 5B illustrates a cable-connect module 540 having a case 542 and an auxiliary cable 550. The case 542 functions as for the direct-connect module 510 (FIG. 5A), described above. Instead of directly plugging into the monitor 360, the cable-connect module 540 utilizes the auxiliary cable 550, which mimics the monitor end of a patient cable, such as a pulse oximetry patient cable 140 (FIG. 1), and electrically connects the cable-connect module 540 to the monitor sensor port 362.

FIG. 5C illustrates a plug-in module 570 having a plug-in case 572 and an auxiliary cable 580. The plug-in case 572 is mechanically compatible with the plug-in chassis of a multiparameter monitor 370 and may or may not electrically connect to the chassis backplane. The auxiliary cable 580 mimics a patient cable and electrically connects the plug-in module 570 to the sensor port 372 of another plug-in device. A direct-connect module 510 (FIG. 5A) or a cable-connect module 540 (FIG. 5B) may also be used with a multiparameter monitor 370.

In a multiparameter embodiment, such as described with respect to FIGS. 13-14, below, a monitor module 500 may connect to multiple plug-in devices of a multiparameter monitor 370. For example, a cable-connect module 540 (FIG. 5B) may have multiple auxiliary cables 550 (FIG. 5B) that connect to multiple plug-in devices installed within a multiparameter monitor chassis. Similarly, a plug-in module 570 may have one or more auxiliary cables 580 with multiple connectors for attaching to the sensor ports 372 of multiple plug-in devices.

#### Communications Adapter Functions

FIGS. 6-7 illustrate functional embodiments of a communications adapter. FIG. 6 illustrates a sensor module 400 having a sensor interface 610, a signal processor 630, an encoder 640, a transmitter 650 and a transmitting antenna 670. A physiological sensor 310 provides an input sensor signal 612 at the sensor connector 318. Depending on the sensor 310, the sensor module 400 may provide one or more drive signals 618 to the sensor 310. The sensor interface 610 inputs the sensor signal 612 and outputs a conditioned signal 614. The conditioned signal 614 may be coupled to the transmitter 650 or further processed by a signal processor 630. If the sensor module configuration utilizes a signal processor 630, it derives a parameter signal 632 responsive to the sensor signal 612, which is then coupled to the transmitter 650. Regardless, the transmitter 650 inputs a baseband signal 642 that is responsive to the sensor signal 612. The transmitter 650 modulates the baseband signal 642 with a carrier to generate a transmit signal 654. The transmit signal 654 may be derived by various amplitude, frequency or phase modulation schemes, as is well known in the art. The transmit signal 654 is coupled to the transmit antenna 670, which provides wireless communications to a corresponding receive antenna 770 (FIG. 7), as described below.

As shown in FIG. 6, the sensor interface 610 conditions and digitizes the sensor signal 612 to generate the conditioned signal 614. Sensor signal conditioning may be performed in the analog domain or digital domain or both and may include amplification and filtering in the analog domain and filtering, buffering and data rate modification in the

digital domain, to name a few. The resulting conditioned signal 614 is responsive to the sensor signal 612 and may be used to calculate or derive a parameter signal 632.

Further shown in FIG. 6, the signal processor 630 performs signal processing on the conditioned signal 614 to generate the parameter signal 632. The signal processing may include buffering, digital filtering, smoothing, averaging, adaptive filtering and frequency transforms to name a few. The resulting parameter signal 632 may be a measurement calculated or derived from the conditioned signal, such as oxygen saturation, pulse rate, blood glucose, blood pressure and EKG to name a few. Also, the parameter signal 632 may be an intermediate result from which the above-stated measurements may be calculated or derived.

As described above, the sensor interface 610 performs mixed analog and digital pre-processing of an analog sensor signal and provides a digital output signal to the signal processor 630. The signal processor 630 then performs digital post-processing of the front-end processor output. In alternative embodiments, the input sensor signal 612 and the output conditioned signal 614 may be either analog or digital, the front-end processing may be purely analog or purely digital, and the back-end processing may be purely analog or mixed analog or digital.

In addition, FIG. 6 shows an encoder 640, which translates a digital word or serial bit stream, for example, into the baseband signal 642, as is well-known in the art. The baseband signal 642 comprises the symbol stream that drives the transmit signal 654 modulation, and may be a single signal or multiple related signal components, such as in-phase and quadrature signals. The encoder 640 may include data compression and redundancy, also well-known in the art.

FIG. 7 illustrates a monitor module 500 having a receive antenna 770, a receiver 710, a decoder 720, a waveform processor 730 and a monitor interface 750. A receive signal 712 is coupled from the receive antenna 770, which provides wireless communications to a corresponding transmit antenna 670 (FIG. 6), as described above. The receiver 710 inputs the receive signal 712, which corresponds to the transmit signal 654 (FIG. 6). The receiver 710 demodulates the receive signal to generate a baseband signal 714. The decoder 720 translates the symbols of the demodulated baseband signal 714 into a decoded signal 724, such as a digital word stream or bit stream. The waveform processor 730 inputs the decoded signal 724 and generates a constructed signal 732. The monitor interface 750 is configured to communicate the constructed signal 732 to a sensor port 362 of a monitor 360. The monitor 360 may output a sensor drive signal 754, which the monitor interface 750 inputs to the waveform processor 730 as a monitor drive signal 734. The waveform processor 730 may utilize the monitor drive signal 734 to generate the constructed signal 732. The monitor interface 750 may also provide characterization information 758 to the waveform processor 730, relating to the monitor 360, the sensor 310 or both, that the waveform processor 730 utilizes to generate the constructed signal 732.

The constructed signal 732 is adapted to the monitor 360 so that measurements derived by the monitor 360 from the constructed signal 732 are generally equivalent to measurements derivable from the sensor signal 612 (FIG. 6). Note that the sensor 310 (FIG. 6) may or may not be directly compatible with the monitor 360. If the sensor 310 (FIG. 6) is compatible with the monitor 360, the constructed signal 732 is generated so that measurements derived by the monitor 360 from the constructed signal 732 are generally equivalent (within clinical significance) with those derivable

directly from the sensor signal 612 (FIG. 6). If the sensor 310 (FIG. 6) is not compatible with the monitor 360, the constructed signal 732 is generated so that measurements derived by the monitor 360 from the constructed signal 732 are generally equivalent to those derivable directly from the sensor signal 612 (FIG. 6) using a compatible monitor.

#### Wireless Pulse Oximetry

FIGS. 8-11 illustrate pulse oximeter embodiments of a communications adapter. FIGS. 8-9 illustrate a sensor module and a monitor module, respectively, configured to communicate measured pulse oximeter parameters. FIG. 10-11 illustrate a sensor module and a monitor module, respectively, configured to communicate a plethysmograph signal. Parameter Transmission

FIG. 8 illustrates a pulse oximetry sensor module 800 having a sensor interface 810, signal processor 830, encoder 840, transmitter 850, transmitting antenna 870 and controller 890. The sensor interface 810, signal processor 830 and controller 890 function as described with respect to FIG. 2, above. The sensor interface 810 communicates with a standard pulse oximetry sensor 310, providing an LED drive signal 818 to the LED emitters 312 and receiving a sensor signal 812 from the detector 314 in response. The sensor interface 810 provides front-end processing of the sensor signal 812, also described above, providing a plethysmograph signal 814 to the signal processor 830. The signal processor 830 then derives a parameter signal 832 that comprises a real time measurement of oxygen saturation and pulse rate. The parameter signal 832 may include other parameters, such as measurements of perfusion index and signal quality. In one embodiment, the signal processor is an MS-5 or MS-7 board available from Masimo Corporation, Irvine, Calif.

As shown in FIG. 8, the encoder 840, the transmitter 850 and the transmitting antenna 870 function as described with respect to FIG. 6, above. For example, the parameter signal 832 may be a digital word stream that is serialized into a bit stream and encoded into a baseband signal 842. The baseband signal 842 may be, for example, two bit symbols that drive a quadrature phase shift keyed (QPSK) modulator in the transmitter 850. Other encodings and modulations are also applicable, as described above. The transmitter 850 inputs the baseband signal 842 and generates a transmit signal 854 that is a modulated carrier having a frequency suitable for short-range transmission, such as within a hospital room, doctor's office, emergency vehicle or critical care ward, to name a few. The transmit signal 854 is coupled to the transmit antenna 870, which provides wireless communications to a corresponding receive antenna 970 (FIG. 9), as described below.

FIG. 9 illustrates a monitor module 900 having a receive antenna 970, a receiver 910, a decoder 920, a waveform generator 930 and an interface cable 950. The receive antenna 970, receiver 910 and decoder 920 function as described with respect to FIG. 7, above. In particular, the receive signal 912 is coupled from the receive antenna 970, which provides wireless communications to a corresponding transmit antenna 870 (FIG. 8). The receiver 910 inputs the receive signal 912, which corresponds to the transmit signal 854 (FIG. 8). The receiver 910 demodulates the receive signal 912 to generate a baseband signal 914. Not accounting for transmission errors, the baseband signal 914 corresponds to the sensor module baseband signal 842 (FIG. 8), for example a symbol stream of two bits each. The decoder 920 assembles the baseband signal 914 into a parameter signal 924, which, for example, may be a sequence of digital words corresponding to oxygen saturation and pulse rate.

Again, not accounting for transmission errors, the monitor module parameter signal **924** corresponds to the sensor module parameter signal **832** (FIG. **8**), derived by the signal processor **830** (FIG. **8**).

Also shown in FIG. **9**, the waveform generator **930** is a particular embodiment of the waveform processor **730** (FIG. **7**) described above. The waveform generator **930** generates a synthesized waveform **932** that the pulse oximeter monitor **360** can process to calculate SpO<sub>2</sub> and pulse rate values or exception messages. In the present embodiment, the waveform generator output does not reflect a physiological waveform. In particular, the synthesized waveform is not physiological data from the sensor module **800**, but is a waveform synthesized from predetermined stored waveform data to cause the monitor **360** to calculate oxygen saturation and pulse rate equivalent to or generally equivalent (within clinical significance) to that calculated by the signal processor **830** (FIG. **8**). The actual intensity signal from the patient received by the detector **314** (FIG. **8**) is not provided to the monitor **360** in the present embodiment. Indeed, the waveform provided to the monitor **360** will usually not resemble a plethysmographic waveform or other physiological data from the patient to whom the sensor module **800** (FIG. **8**) is attached.

The synthesized waveform **932** is modulated according to the drive signal input **934**. That is, the pulse oximeter monitor **360** expects to receive a red and IR modulated intensity signal originating from a detector, as described with respect to FIGS. **1-2**, above. The waveform generator **930** generates the synthesized waveform **932** with a predetermined shape, such as a triangular or sawtooth waveform stored in waveform generator memory or derived by a waveform generator algorithm. The waveform is modulated synchronously with the drive input **934** with first and second amplitudes that are processed in the monitor **360** as red and IR portions of a sensor signal. The frequency and the first and second amplitudes are adjusted so that pulse rate and oxygen saturation measurements derived by the pulse oximeter monitor **360** are generally equivalent to the parameter measurements derived by the signal processor **830** (FIG. **8**), as described above. One embodiment of a waveform generator **930** is described in U.S. Patent Application No. 60/117,097 entitled "Universal/Upgrading Pulse Oximeter," assigned to Masimo Corporation, Irvine, Calif. and incorporated by reference herein. Although the waveform generator **930** is described above as synthesizing a waveform that does not resemble a physiological signal, one of ordinary skill will recognize that another embodiment of the waveform generator **930** could incorporate, for example, a plethysmograph simulator or other physiological signal simulator.

Further shown in FIG. **9**, the interface cable **950** functions in a manner similar to the monitor interface **750** (FIG. **7**) described above. The interface cable **950** is configured to communicate the synthesized waveform **932** to the monitor **360** sensor port and to communicate the sensor drive signal **934** to the waveform generator **930**. The interface cable **950** may include a ROM **960** that contains monitor and sensor characterization data. The ROM **960** is read by the waveform generator **930** so that the synthesized waveform **932** is adapted to a particular monitor **360**. For example, the ROM **960** may contain calibration data of red/IR versus oxygen saturation, waveform amplitude and waveform shape information. An interface cable is described in U.S. Patent Application No. 60/117,092, referenced above. Monitor-specific SatShare™ brand interface cables are available from Masimo Corporation, Irvine, Calif. In an alternative

embodiment, such as a direct connect monitor module as illustrated in FIG. **5A**, an interface cable **950** is not used and the ROM **960** may be incorporated within the monitor module **900** itself.

#### 5 Plethysmograph Transmission

FIG. **10** illustrates another pulse oximetry sensor module **1000** having a sensor interface **1010**, encoder **1040**, transmitter **1050**, transmitting antenna **1070** and controller **1090**, which have the corresponding functions as those described with respect to FIG. **8**, above. The encoder **1040**, however, inputs a plethysmograph signal **1014** rather than oxygen saturation and pulse rate measurements **832** (FIG. **8**). Thus, the sensor module **1000** according to this embodiment encodes and transmits a plethysmograph signal **1014** to a corresponding monitor module **1100** (FIG. **11**) in contrast to derived physiological parameters, such as oxygen saturation and pulse rate. The plethysmograph signal **1014** is illustrated in FIG. **10** as being a direct output from the sensor interface **1010**. In another embodiment, the sensor module **1000** incorporates a decimation processor, not shown, after the sensor interface **1010** so as to provide a plethysmograph signal **1014** having a reduced sample rate.

FIG. **11** illustrates another pulse oximetry monitor module **1100** having a receive antenna **1170**, a receiver **1110**, a decoder **1120** and an interface cable **1150**, which have the corresponding functions as those described with respect to FIG. **9**, above. This monitor module embodiment **1100**, however, has a waveform modulator **1200** rather than a waveform generator **930** (FIG. **9**), as described above. The waveform modulator **1200** inputs a plethysmograph signal from the decoder **1120** rather than oxygen saturation and pulse rate measurements, as described with respect to FIG. **9**, above. Further, the waveform modulator **1200** provides an modulated waveform **1132** to the pulse oximeter monitor **360** rather than a synthesized waveform, as described with respect to FIG. **9**. The modulated waveform **1132** is a plethysmographic waveform modulated according to the monitor drive signal input **1134**. That is, the waveform modulator **1200** does not synthesize a waveform, but rather modifies the received plethysmograph signal **1124** to cause the monitor **360** to calculate oxygen saturation and pulse rate generally equivalent (within clinical significance) to that derivable by a compatible, calibrated pulse oximeter directly from the sensor signal **1012** (FIG. **10**). The waveform modulator **1200** is described in further detail with respect to FIG. **12**, below.

FIG. **12** shows a waveform modulator **1200** having a demodulator **1210**, a red digital-to-analog converter (DAC) **1220**, an IR DAC **1230**, a red amplifier **1240**, an IR amplifier **1250**, a modulator **1260**, a modulator control **1270**, a look-up table (LUT) **1280** and a ratio calculator **1290**. The waveform modulator **1200** demodulates red and IR plethysmographs ("pleths") from the decoder output **1124** into a separate red pleth **1222** and IR pleth **1232**. The waveform modulator **1200** also adjusts the amplitudes of the pleths **1222**, **1232** according to stored calibration curves for the sensor **310** (FIG. **10**) and the monitor **360** (FIG. **11**). Further, the waveform modulator **1200** re-modulates the adjusted red pleth **1242** and adjusted IR pleth **1252**, generating a modulated waveform **1132** to the monitor **360** (FIG. **11**).

As shown in FIG. **12**, the demodulator **1210** performs the demodulation function described above, generating digital red and IR pleth signals **1212**, **1214**. The DACs **1220**, **1230** convert the digital pleth signals **1212**, **1214** to corresponding analog pleth signals **1222**, **1232**. The amplifiers **1240**, **1250** have variable gain control inputs **1262**, **1264** and perform the amplitude adjustment function described above, gener-

ating adjusted red and IR pleth signals **1242**, **1252**. The modulator **1260** performs the re-modulation function described above, combining the adjusted red and IR pleth signals **1242**, **1252** according to a control signal **1272**. The modulator control **1270** generates the control signal **1272** 5 synchronously with the LED drive signal(s) **1134** from the monitor **360**.

Also shown in FIG. **12**, the ratio calculator **1290** derives a red/IR ratio from the demodulator outputs **1212**, **1214**. The LUT **1280** stores empirical calibration data for the sensor **310** (FIG. **10**). The LUT **1280** also downloads monitor-specific calibration data from the ROM **1160** (FIG. **11**) via the ROM output **1158**. From this calibration data, the LUT **1280** determines a desired red/IR ratio for the modulated waveform **1132** and generates red and IR gain outputs **1262**, **1264** to the corresponding amplifiers **1240**, **1250**, accordingly. A desired red/IR ratio is one that allows the monitor **360** (FIG. **11**) to derive oxygen saturation measurements from the modulated waveform **1132** that are generally equivalent to that derivable directly from the sensor signal **1012** (FIG. **10**). 20

One of ordinary skill in the art will recognize that some of the signal processing functions described with respect to FIGS. **8-11** may be performed either within a sensor module or within a monitor module. Signal processing functions performed within a sensor module may advantageously reduce the transmission bandwidth to a monitor module at a cost of increased sensor module size and power consumption. Likewise, signal processing functions performed within a monitor module may reduce sensor module size and power consumption at a cost of increase transmission bandwidth. 30

For example, a monitor module embodiment **900** (FIG. **9**) described above receives measured pulse oximeter parameters, such as oxygen saturation and pulse rate, and generates a corresponding synthesized waveform. In that embodiment, the oxygen saturation and pulse rate computations are performed within a sensor module **800** (FIG. **8**). Another monitor module embodiment **1100** (FIG. **11**), also described above, receives a plethysmograph waveform and generates a remodulated waveform. In that embodiment, minimal signal processing is performed within a sensor module **1000** (FIG. **10**). In yet another embodiment, not shown, a sensor module transmits a plethysmograph waveform or a decimated plethysmograph waveform having a reduced sample rate. A corresponding monitor module has a signal processor, such as described with respect to FIG. **8**, in addition to a waveform generator, as described with respect to FIG. **9**. The signal processor computes pulse oximeter parameters and the waveform generator generates a corresponding synthesized waveform, as described above. In this embodiment, minimal signal processing is performed within the sensor module, and the monitor module functions are performed on the pulse oximeter parameters computed within the monitor module. 40

#### Wireless Multiple Parameter Measurements

FIGS. **13-14** illustrate a multiple parameter communications adapter. FIG. **13** illustrates a multiple parameter sensor module **1300** having sensor interfaces **1310**, one or more signal processors **1330**, a multiplexer and encoder **1340**, a transmitter **1350**, a transmitting antenna **1370** and a controller **1390**. One or more physiological sensors **1301** provide input sensor signals **1312** to the sensor module **1300**. Depending on the particular sensors **1301**, the sensor module **1300** may provide one or more drive signals **1312** to the sensors **1301** as determined by the controller **1390**. The sensor interfaces **1310** input the sensor signals **1312** and 50

output one or more conditioned signals **1314**. The conditioned signals **1314** may be coupled to the transmitter **1350** or further processed by the signal processors **1330**. If the sensor module configuration utilizes signal processors **1330**, it derives multiple parameter signals **1332** responsive to the sensor signals **1312**, which are then coupled to the transmitter **1350**. Regardless, the transmitter **1350** inputs a baseband signal **1342** that is responsive to the sensor signals **1312**. The transmitter **1350** modulates the baseband signal **1342** with a carrier to generate a transmit signal **1354**, which is coupled to the transmit antenna **1370** and communicated to a corresponding receive antenna **1470** (FIG. **14**), as described with respect to FIG. **6**, above. Alternatively, there may be multiple baseband signals **1342**, and the transmitter **1350** may transmit on multiple frequency channels, where each channel conveys data responsive to one or more of the sensor signals **1314**. 5

As shown in FIG. **13**, the sensor interface **1310** conditions and digitizes the sensor signals **1312** as described for a single sensor with respect to FIG. **6**, above. The resulting conditioned signals **1314** are responsive to the sensor signals **1312**. The signal processors **1330** perform signal processing on the conditioned signals **1314** to derive parameter signals **1332**, as described for a single conditioned signal with respect to FIG. **6**, above. The parameter signals **1332** may be physiological measurements such as oxygen saturation, pulse rate, blood glucose, blood pressure, EKG, respiration rate and body temperature to name a few, or may be intermediate results from which the above-stated measurements may be calculated or derived. The multiplexer and encoder **1340** combines multiple digital word or serial bit streams into a single digital word or bit stream. The multiplexer and encoder also encodes the digital word or bit stream to generate the baseband signal **1342**, as described with respect to FIG. **6**, above. 30

FIG. **14** illustrates a multiple parameter monitor module **1400** having a receive antenna **1470**, a receiver **1410**, a demultiplexer and decoder **1420**, one or more waveform processors **1430** and a monitor interface **1450**. The receiver **1410** inputs and demodulates the receive signal **1412** corresponding to the transmit signal **1354** (FIG. **13**) to generate a baseband signal **1414** as described with respect to FIG. **7**, above. The demultiplexer and decoder **1420** separates the symbol streams corresponding to the multiple conditioned signals **1314** (FIG. **13**) and/or parameter signals **1332** (FIG. **13**) and translates these symbol streams into multiple decoded signals **1422**, as described for a single symbol stream with respect to FIG. **7**, above. Alternatively, multiple frequency channels are received to generate multiple baseband signals, each of which are decoded to yield multiple decoded signals **1422**. The waveform processors **1430** input the decoded signals **1422** and generate multiple constructed signals **1432**, as described for a single decoded signal with respect to FIGS. **7-12**, above. The monitor interface **1450** is configured to communicate the constructed signals **1432** to the sensor ports of a multiple parameter monitor **1401** or multiple single parameter monitors, in a manner similar to that for a single constructed signal, as described with respect to FIGS. **7-12**, above. In particular, the constructed signals **1432** are adapted to the monitor **1401** so that measurements derived by the monitor **1401** from the constructed signals **1432** are generally equivalent to measurements derivable directly from the sensor signals **1312** (FIG. **13**). 40

A physiological measurement communications adapter is described above with respect to wireless communications and, in particular, radio frequency communications. A sensor module and monitor module, however, may also communi- 50

cate via wired communications, such as telephone, Internet or fiberoptic cable to name a few. Further, wireless communications can also utilize light frequencies, such as IR or laser to name a few.

A physiological measurement communications adapter has been disclosed in detail in connection with various embodiments. These embodiments are disclosed by way of examples only. One of ordinary skill in the art will appreciate many variations and modifications of a physiological measurement communications adapter within the scope of the claims that follow.

What is claimed is:

1. A pulse oximetry system comprising:
  - a portable patient monitoring device comprising:
    - a pulse oximetry sensor configured to be attached to a digit of a patient, the pulse oximetry sensor including at least:
      - a light emitter configured to emit light into a tissue site of the digit of the patient; and
      - a light detector configured to output a sensor signal responsive to at least a portion of the emitted light after attenuation by tissue of the tissue site;
    - a housing configured to be secured to a lower arm of the patient, wherein the housing comprises:
      - a top surface;
      - a bottom surface opposite the top surface; and
      - a side surface that forms at least a partial perimeter of the housing and joins the top surface and the bottom surface;
    - a strap mountable to the housing, the strap configured to secure the housing to the lower arm of the patient such that the bottom surface of the housing is flush with the lower arm of the patient;
    - a cable extending from the pulse oximetry sensor and configured to electrically convey the sensor signal, wherein:
      - the cable connects with the housing at a position on the side surface of the housing,
      - the side surface of the housing runs perpendicular to the long axis of the lower arm of the patient when the housing is secured to the lower arm of the patient,
      - the position is located at a mid-section of a width of the housing, and
      - the cable is configured to extend from the side surface of the housing along a path perpendicular to the side surface of the housing;
  - one or more signal processors configured to:
    - cause activation of the light emitter to emit light;
    - receive the sensor signal from the light detector;
    - determine, based at least in part on the sensor signal, measurements of physiological parameters including at least oxygen saturation and pulse rate; and
    - generate a transmit signal including information indicative of the measurements of the physiological parameters;
  - a signal transmitter configured to wirelessly transmit the transmit signal to a receiver computing system; and
  - a battery configured to power the portable patient monitoring device including at least the one or more signal processors and the signal transmitter; and
- the receiver computing system configured to:
  - receive, by a signal receiver of the receiver computing system, the transmit signal from the portable patient monitoring device; and

- cause display, on a display of the receiver computing system, of the measurements of the physiological parameters of the patient.
2. The pulse oximetry system of claim 1, wherein the one or more signal processors comprise at least:
  - a front-end processor configured to:
    - receive the sensor signal from the light detector; and
    - process the sensor signal to generate a conditioned signal by at least one of: amplification, filtering, analog to digital conversion, buffering, data rate modification, digital filtering, adaptive filtering, smoothing, averaging, or frequency transforming; and
  - a signal processor configured to:
    - receive the conditioned signal from the front-end processor;
    - derive, from the conditioned signal, information indicative of the physiological parameters; and
    - provide the information indicative of the physiological parameters to the signal transmitter as the transmit signal.
3. The pulse oximetry system of claim 2, wherein the housing houses at least the battery.
4. The pulse oximetry system of claim 1, wherein the receiver computing system is further configured to:
  - adapt or process the transmit signal to be usable by the receiver computing system for displaying measurements of oxygen saturation and pulse rate on the display of the receiver computing system.
5. The pulse oximetry system of claim 1, wherein the receiver computing system comprises:
  - a multi-parameter patient monitor including at least the display; and
  - a receiver device comprising the signal receiver and a housing including a plug that is compatible with a sensor port of the multi-parameter patient monitor.
6. The pulse oximetry system of claim 5, wherein the receiver device is configured to:
  - adapt or process the transmit signal to a monitor-compatible signal that is compatible with the sensor port of the multi-parameter patient monitor.
7. The pulse oximetry system of claim 1, wherein the transmit signal further includes raw data indicative of the sensor signal from the light detector.
8. The pulse oximetry system of claim 1, wherein the portable patient monitoring device further comprises:
  - a multiplexer configured to generate a single digital word or bit stream based at least in part on the sensor signal; and
  - an encoder configured to encode the single digital word or bit stream to generate a baseband signal, wherein the signal transmitter is further configured to modulate the baseband signal with a carrier to generate the transmit signal.
9. The pulse oximetry system of claim 8, wherein the baseband signal comprises at least one of: a single signal, multiple related signal components including in-phase signals, or multiple related signal components including quadrature signals.
10. The pulse oximetry system of claim 8, wherein the signal transmitter is further configured to transmit on multiple frequency channels.
11. The pulse oximetry system of claim 1, wherein the measurements of the physiological parameters comprise real time measurements.
12. The pulse oximetry system of claim 1, wherein the transmit signal includes at least waveform data.

15

13. The pulse oximetry system of claim 1, wherein the physiological parameters further include perfusion index.

14. A portable patient monitoring device comprising:

a pulse oximetry sensor configured to be attached to a digit of a patient, the pulse oximetry sensor including at least:

a light emitter configured to emit light into a tissue site of the digit of the patient; and

a light detector configured to output a sensor signal responsive to at least a portion of the emitted light after attenuation by tissue of the tissue site;

a housing configured to be secured to a lower arm of the patient, wherein the housing comprises:

a top surface;

a bottom surface opposite the top surface; and

a side surface that forms at least a partial perimeter of the housing and joins the top surface and the bottom surface;

a strap mountable to the housing, the strap configured to secure the housing to the lower arm of the patient such that the bottom surface of the housing is flush with the lower arm of the patient;

a cable extending from the pulse oximetry sensor and configured to electrically convey the sensor signal, wherein:

the cable connects with the housing at a position on the side surface of the housing,

the side surface of the housing runs perpendicular to the long axis of the lower arm of the patient when the housing is secured to the lower arm of the patient, the position is located at a mid-section of a width of the housing, and

the cable is configured to extend from the side surface of the housing along a path perpendicular to the side surface of the housing;

one or more signal processors configured to:

cause activation of the light emitter to emit light;

receive the sensor signal from the light detector;

determine, based at least in part on the sensor signal, measurements of physiological parameters including at least oxygen saturation and pulse rate; and

generate a transmit signal including information indicative of the measurements of the physiological parameters;

a signal transmitter configured to wirelessly transmit the transmit signal to a receiver computing system configured to cause display of the measurements of the physiological parameters including at least oxygen saturation and pulse rate on a display of the receiver computing system; and

a battery configured to power the portable patient monitoring device including at least the one or more signal processors and the signal transmitter.

15. The portable patient monitoring device of claim 14, wherein the one or more signal processors comprise at least:

a front-end processor configured to:

receive the sensor signal from the light detector; and process the sensor signal to generate a conditioned signal by at least one of: amplification, filtering, analog to digital conversion, buffering, data rate modification, digital filtering, adaptive filtering, smoothing, averaging, or frequency transforming; and

a signal processor configured to:

receive the conditioned signal from the front-end processor;

16

derive, from the conditioned signal, information indicative of the physiological parameters; and provide the information indicative of the physiological parameters to the signal transmitter as the transmit signal.

16. The portable patient monitoring device of claim 15, wherein the housing houses at least the battery.

17. The portable patient monitoring device of claim 14, wherein the receiver computing system is further configured to adapt or process the transmit signal to be usable by the receiver computing system for displaying measurements of oxygen saturation and pulse rate on a display of the receiver computing system.

18. The portable patient monitoring device of claim 14, wherein the receiver computing system comprises a multi-parameter patient monitor and a receiver device that is compatible with a sensor port of the multi-parameter patient monitor and configured to receive the receive the transmit signal and provide the information indicative of the measurements of the physiological parameters to the multi-parameter patient monitor via the sensor port.

19. The portable patient monitoring device of claim 18, wherein the receiver device is configured to adapt or process the transmit signal to a monitor-compatible signal that is compatible with the sensor port of the multi-parameter patient monitor.

20. The portable patient monitoring device of claim 14, wherein the transmit signal further includes raw data indicative of the sensor signal from the light detector.

21. The portable patient monitoring device of claim 14 further comprising:

a multiplexer configured to generate a single digital word or bit stream based at least in part on the sensor signal; and

an encoder configured to encode the single digital word or bit stream to generate a baseband signal, wherein the signal transmitter is further configured to modulate the baseband signal with a carrier to generate the transmit signal.

22. The portable patient monitoring device of claim 21, wherein the baseband signal comprises at least one of: a single signal, multiple related signal components including in-phase signals, or multiple related signal components including quadrature signals.

23. The portable patient monitoring device of claim 22, wherein the signal transmitter is further configured to transmit on multiple frequency channels.

24. The portable patient monitoring device of claim 23, wherein the measurements of the physiological parameters comprise real time measurements.

25. The portable patient monitoring device of claim 24, wherein the transmit signal includes at least waveform data.

26. The portable patient monitoring device of claim 14, wherein the physiological parameters further include perfusion index.

27. A method of gathering physiological data from a patient, the method comprising:

providing a portable patient monitoring device according to claim 14;

affixing the portable patient monitoring device to the patient; and

activating the portable patient monitoring device to commence gathering of physiological data from the patient.

28. The method of claim 27 further comprising:

enabling the portable patient monitoring device to communicate with the receiver computing system; and

causing display of the measurements of the physiological parameters.

\* \* \* \* \*



专利名称(译)	生理测量装置		
公开(公告)号	<a href="#">US10335033</a>	公开(公告)日	2019-07-02
申请号	US16/198057	申请日	2018-11-21
[标]申请(专利权)人(译)	梅西莫股份有限公司		
申请(专利权)人(译)	Masimo公司		
当前申请(专利权)人(译)	Masimo公司		
[标]发明人	AL ALI AMMAR		
发明人	AL-ALI, AMMAR		
IPC分类号	A61B5/1455 G08B21/04 A61B5/0404 A61B5/0428 A61B5/024 A61B5/021 A61B5/00 A61B5/0205 A61B5/0402 H04W4/70		
CPC分类号	A61B5/0024 A61B5/0004 A61B5/0015 A61B5/0026 A61B5/021 A61B5/0205 A61B5/02427 A61B5/02438 A61B5/0404 A61B5/0428 A61B5/14552 A61B5/6824 A61B5/6826 A61B5/6831 A61B5/6838 A61B5/72 A61B5/7228 A61B5/7271 A61B5/742 A61B5/7425 A61B5/7445 A61B5/7475 G08B21/0453 A61B5/002 Y10S128/903 A61B5/0402 A61B5/1455 A61B2560/0214 A61B2562/222 A61B2562/227 H04W4/70		
优先权	14/217788 2015-08-25 US 14/037137 2015-08-25 US 60/367428 2002-03-25 US		
其他公开文献	US20190090748A1		
外部链接	<a href="#">Espacenet</a>		

摘要(译)

传感器接口配置为接收传感器信号。发射器产生发射信号。接收器接收对应于发送信号的信号。此外，监视器接口被配置为将波形传送到监视器，使得监视器从波形导出的测量值通常等于可从传感器信号导出的测量值。

