



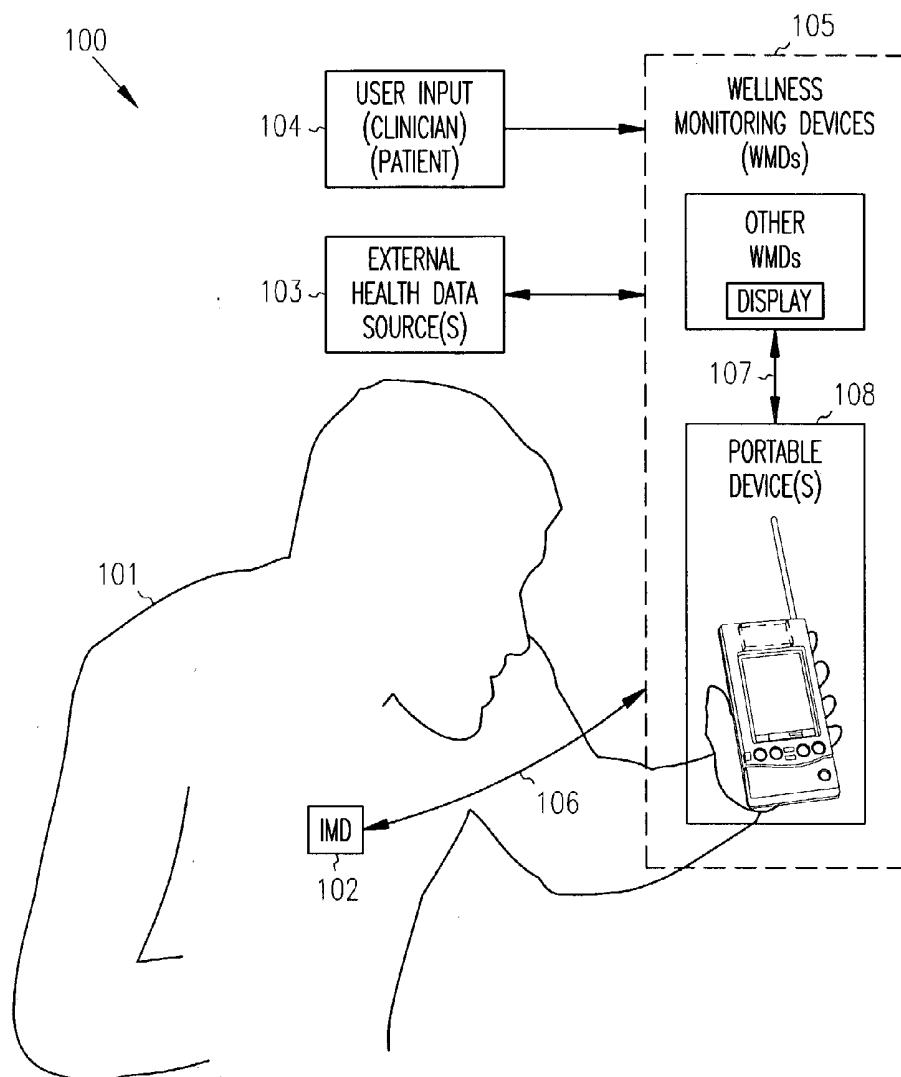
US 2004/0122297A1

(19) **United States**(12) **Patent Application Publication** (10) **Pub. No.: US 2004/0122297 A1**
(43) **Pub. Date: Jun. 24, 2004**
Stahmann et al.(54) **ADVANCED PATIENT MANAGEMENT FOR IDENTIFYING, DISPLAYING AND ASSISTING WITH CORRELATING HEALTH-RELATED DATA**(52) **U.S. Cl. 600/300**(76) **Inventors: Jeffrey E. Stahmann, Ramsey, MN (US); John Hatlestad, Burnsville, MN (US); Qingsheng Zhu, Little Canada, MN (US)**

Correspondence Address:

SCHWEGMAN, LUNDBERG, WOESSNER & KLUTH, P.A.
P.O. BOX 2938
MINNEAPOLIS, MN 55402 (US)(21) **Appl. No.: 10/323,713**(22) **Filed: Dec. 18, 2002****Publication Classification**(51) **Int. Cl.⁷ A61B 5/00**(57) **ABSTRACT**

Systems, devices and methods for identifying, displaying and assisting in correlating health-related data are disclosed. One aspect is a programmable device having machine executable instructions for performing a method for use in correlating data to manage a patient's health. In various embodiments, data related to the patient's health is acquired. The acquired data includes one or more trended health-related parameters, and at least one of one or more predetermined health-related events and one or more health-related alerts. Correlations are identified. The one or more trended health-related parameters and the at least one of the one or more predetermined health-related events and the one or more health-related alerts establish a causal relationship between the acquired data and the patient's health. Other aspects and embodiments are provided herein.



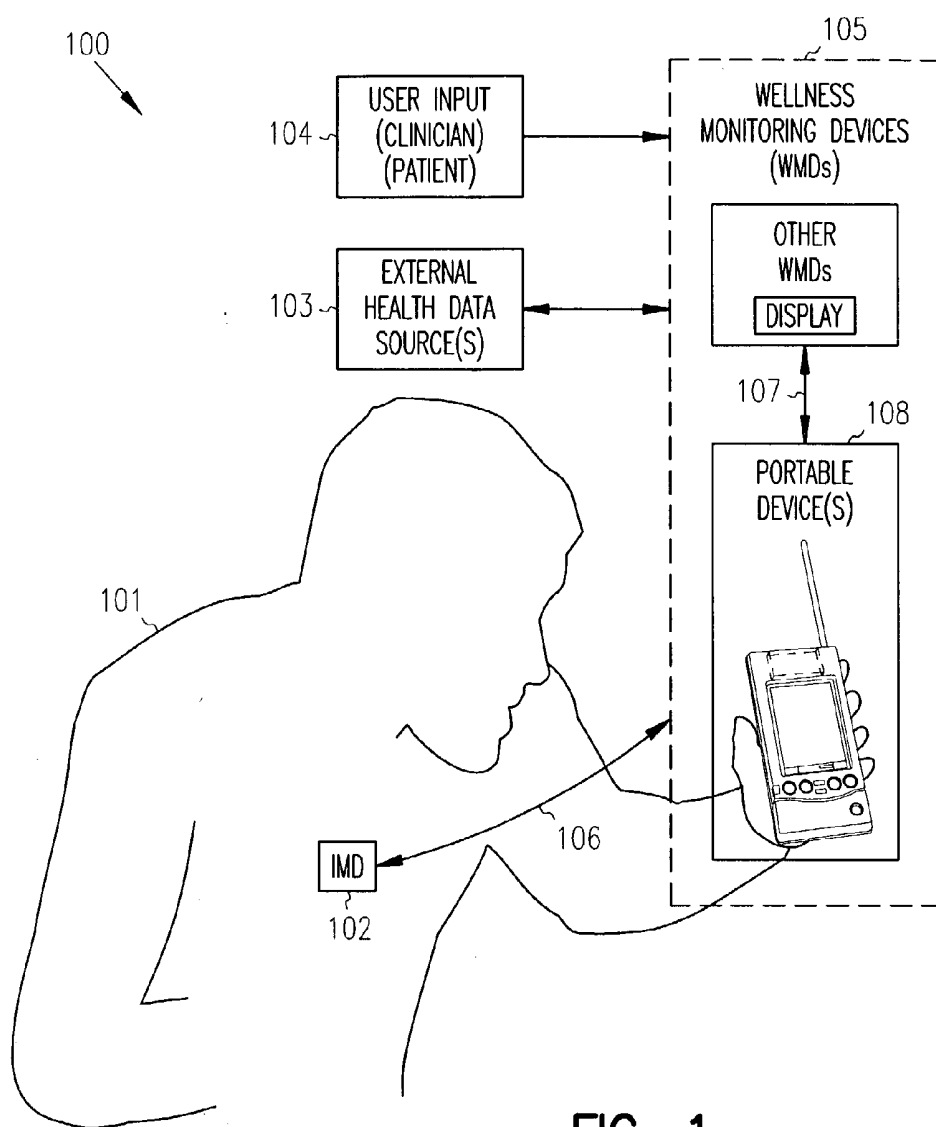


FIG. 1

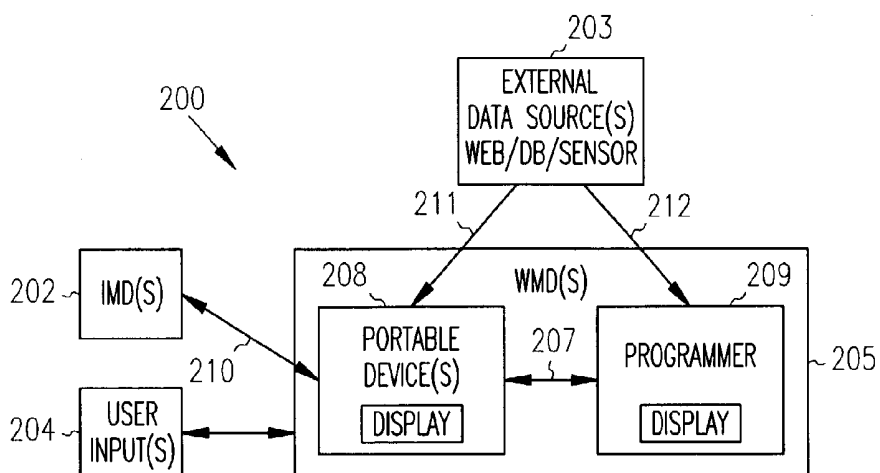


FIG. 2

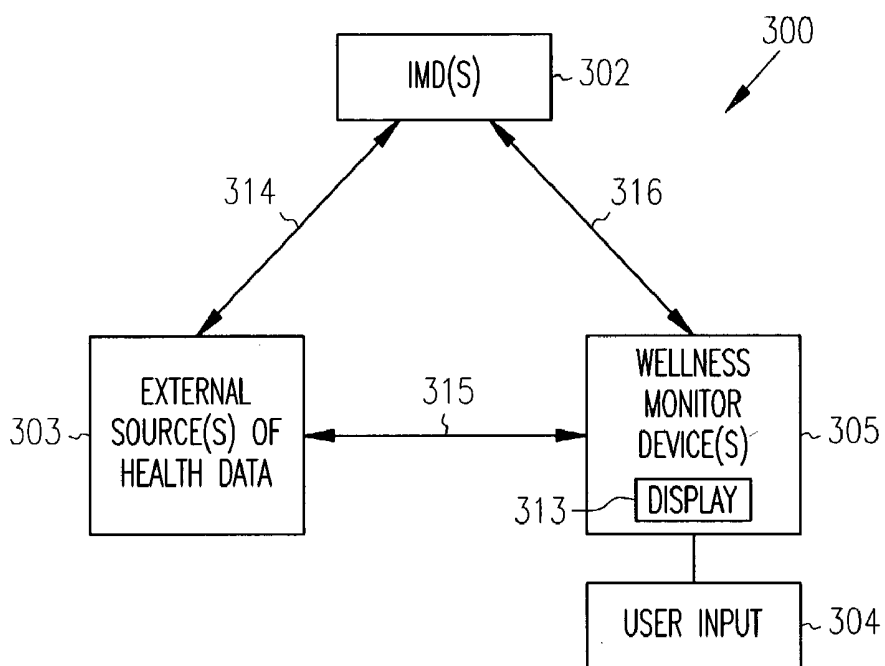


FIG. 3

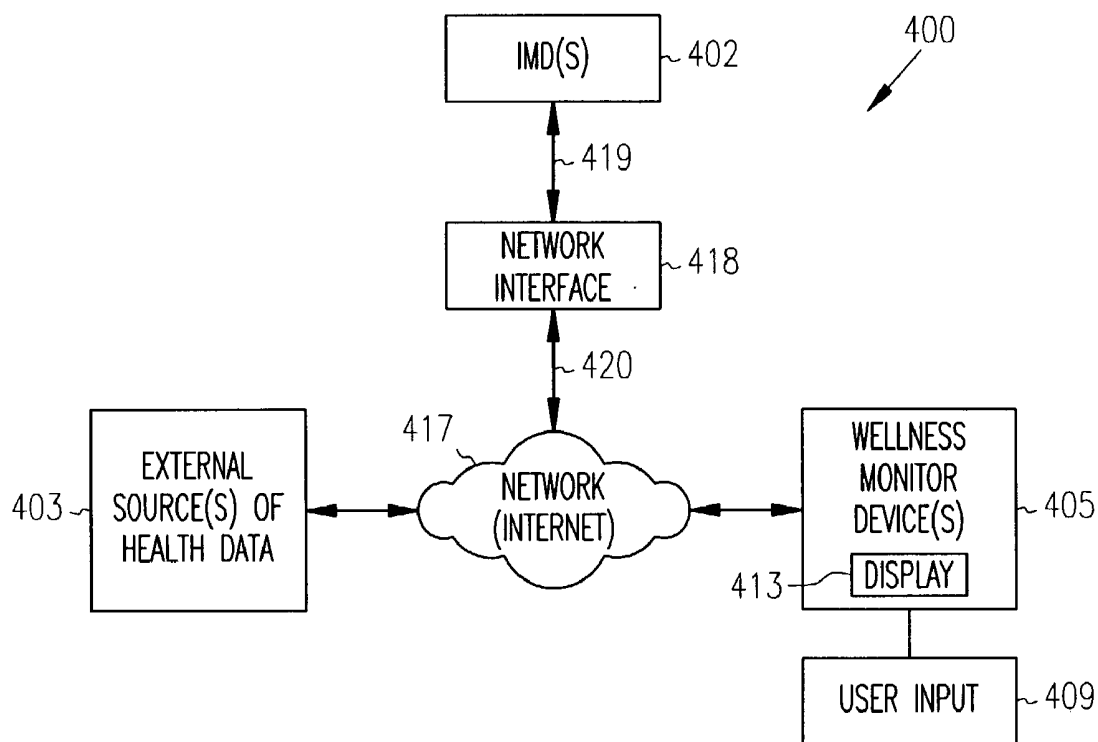


FIG. 4

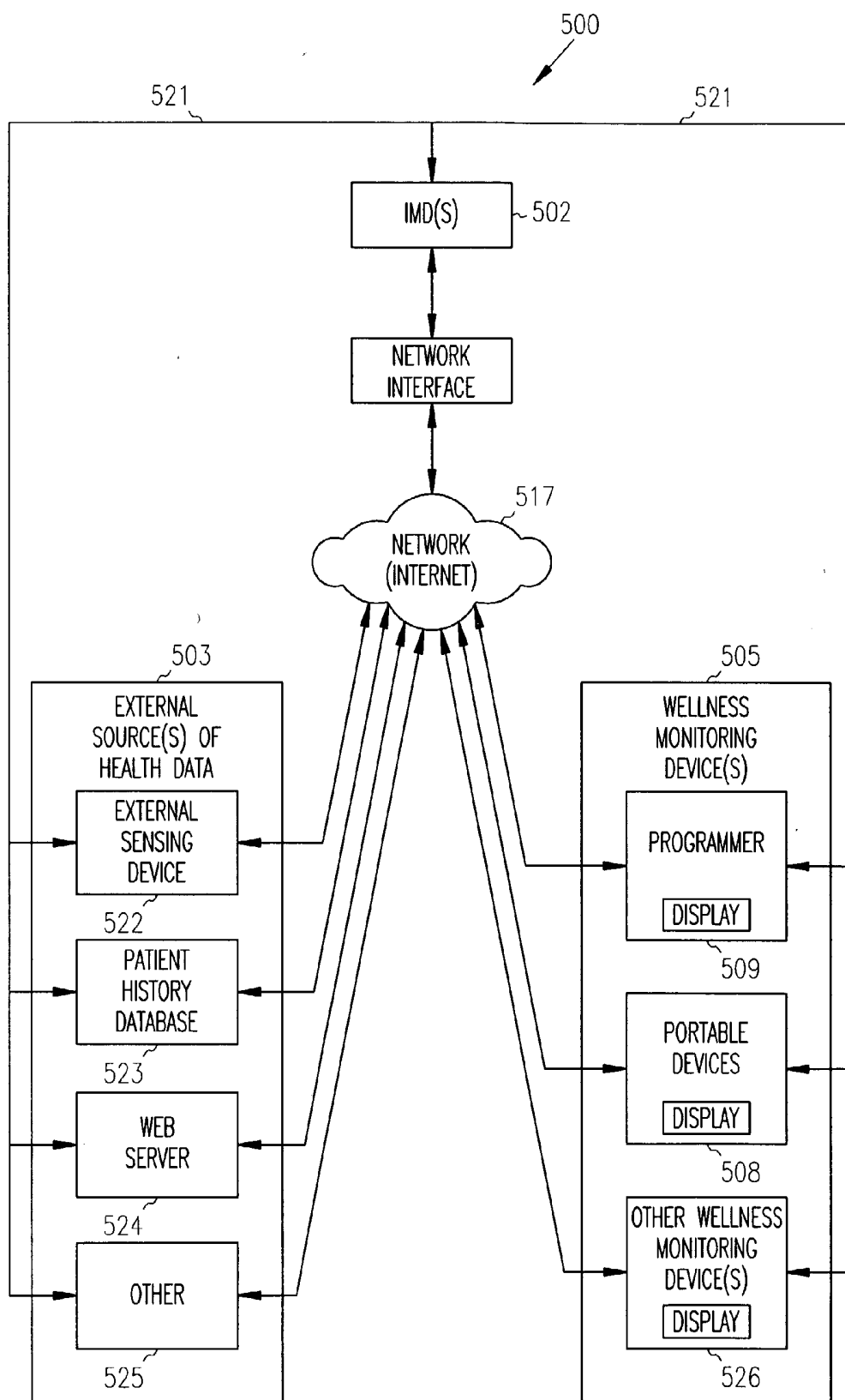


FIG. 5

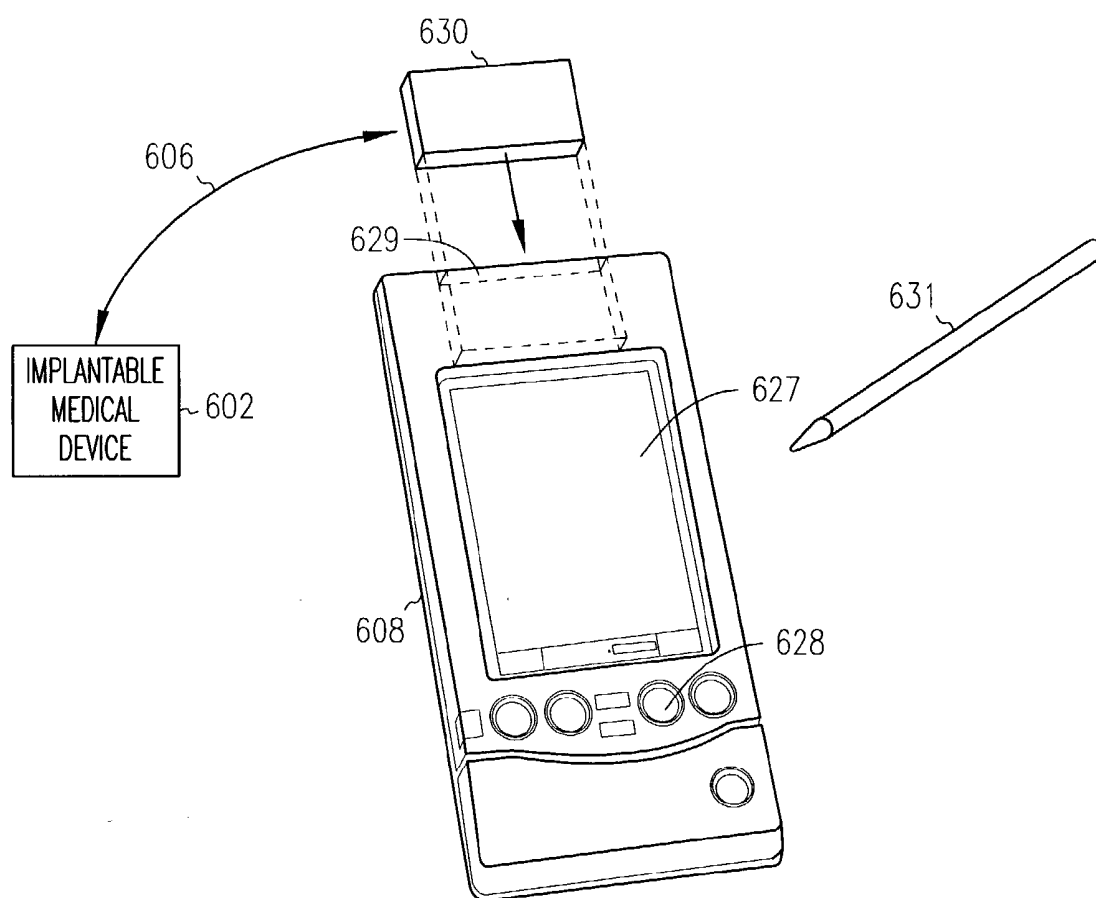


FIG. 6

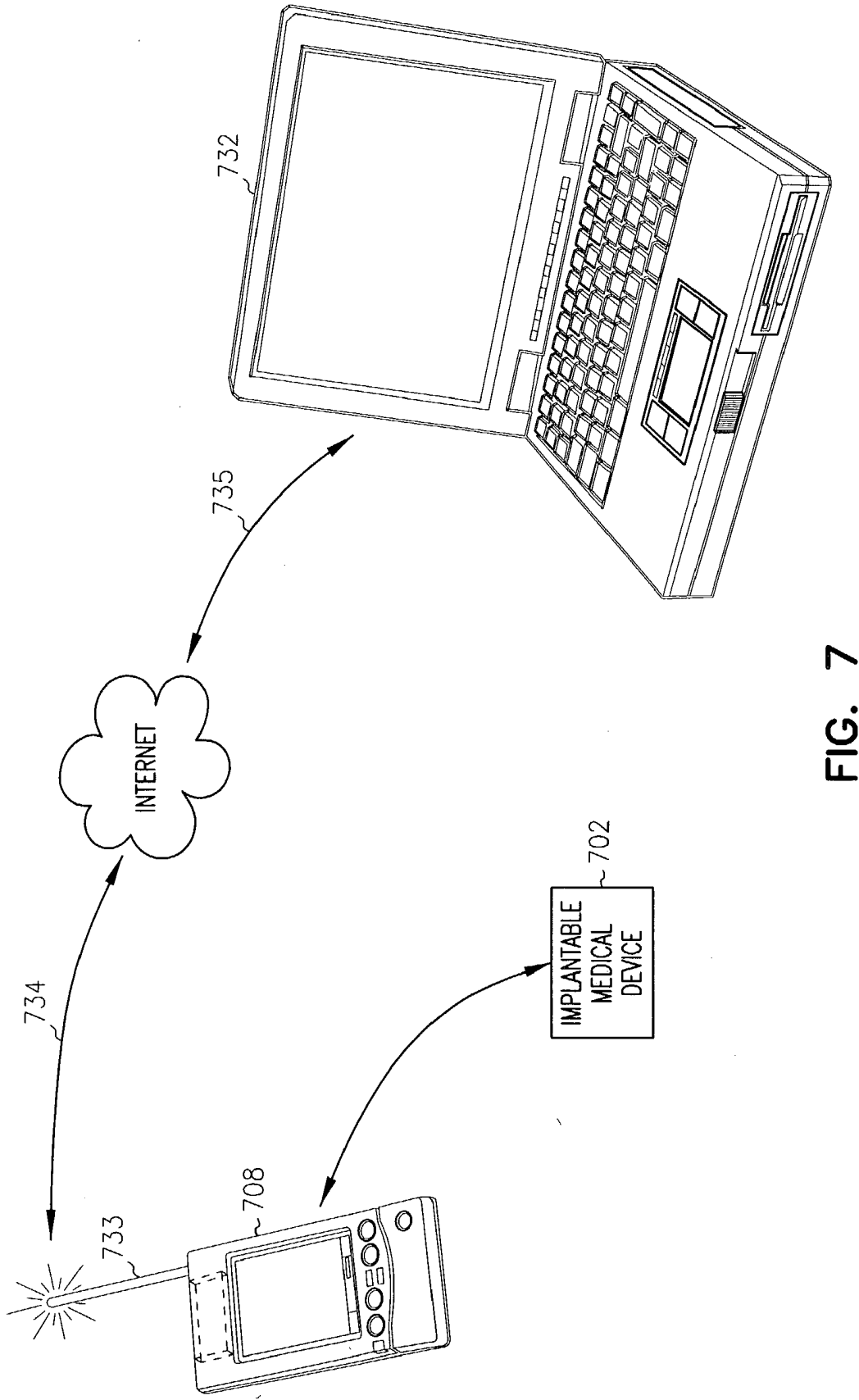


FIG. 7

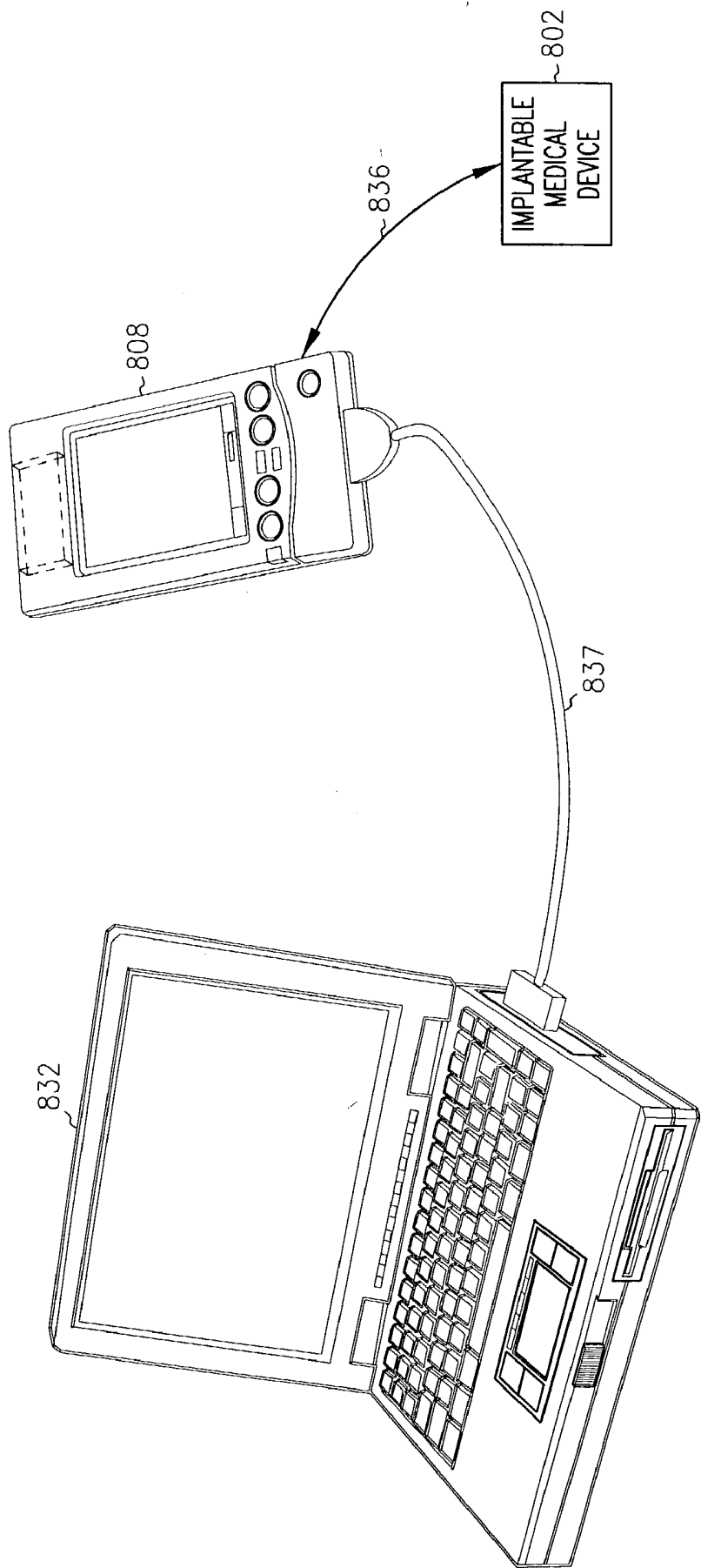


FIG. 8

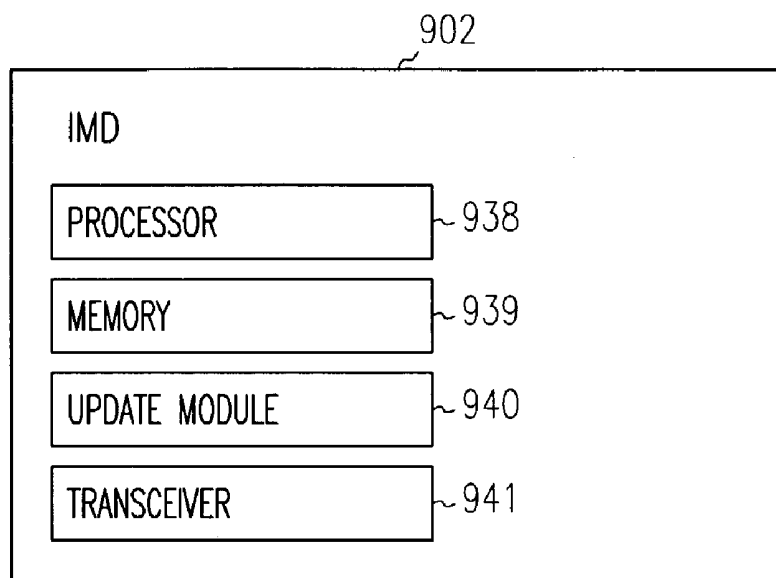


FIG. 9

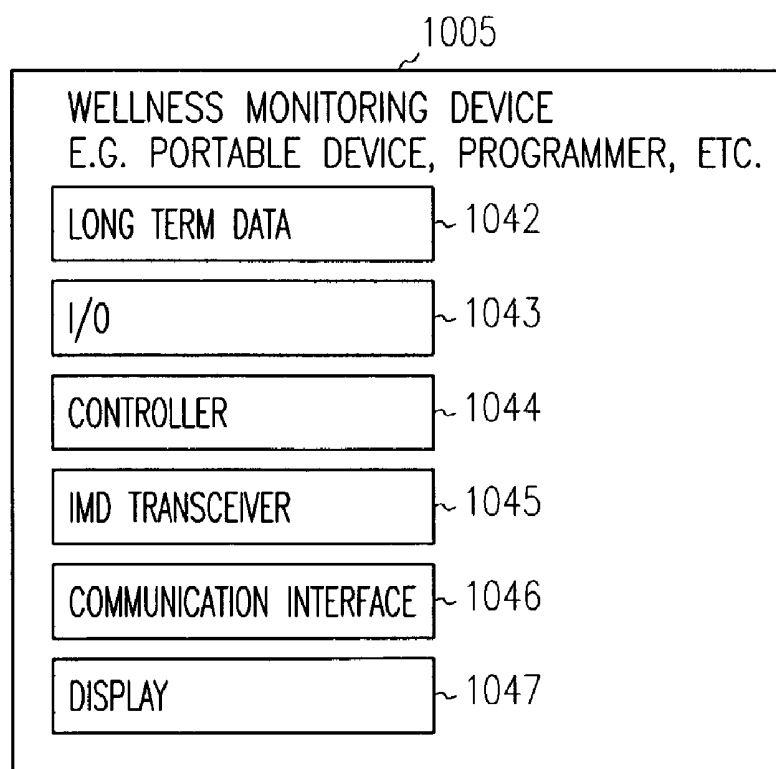


FIG. 10

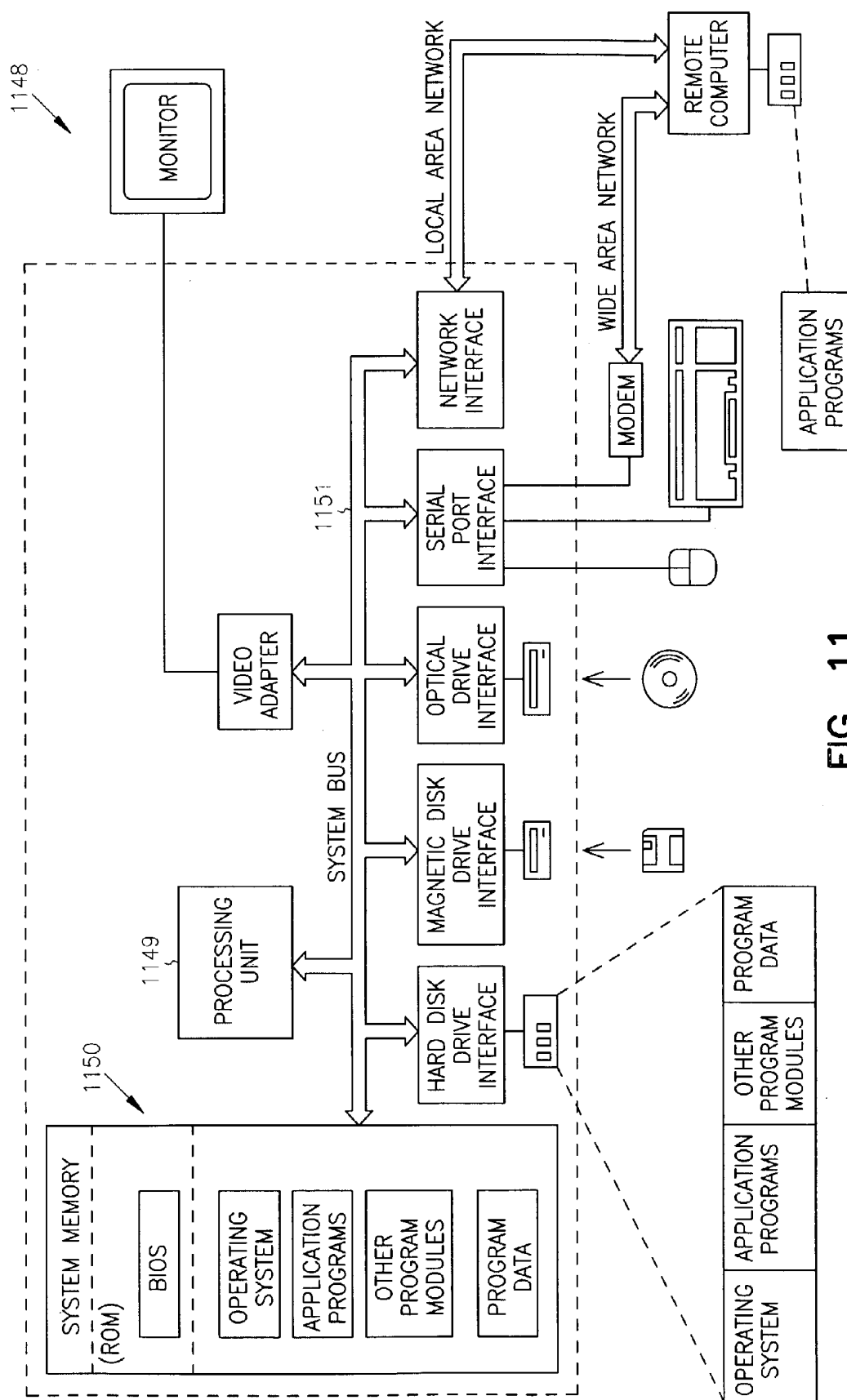


FIG. 11

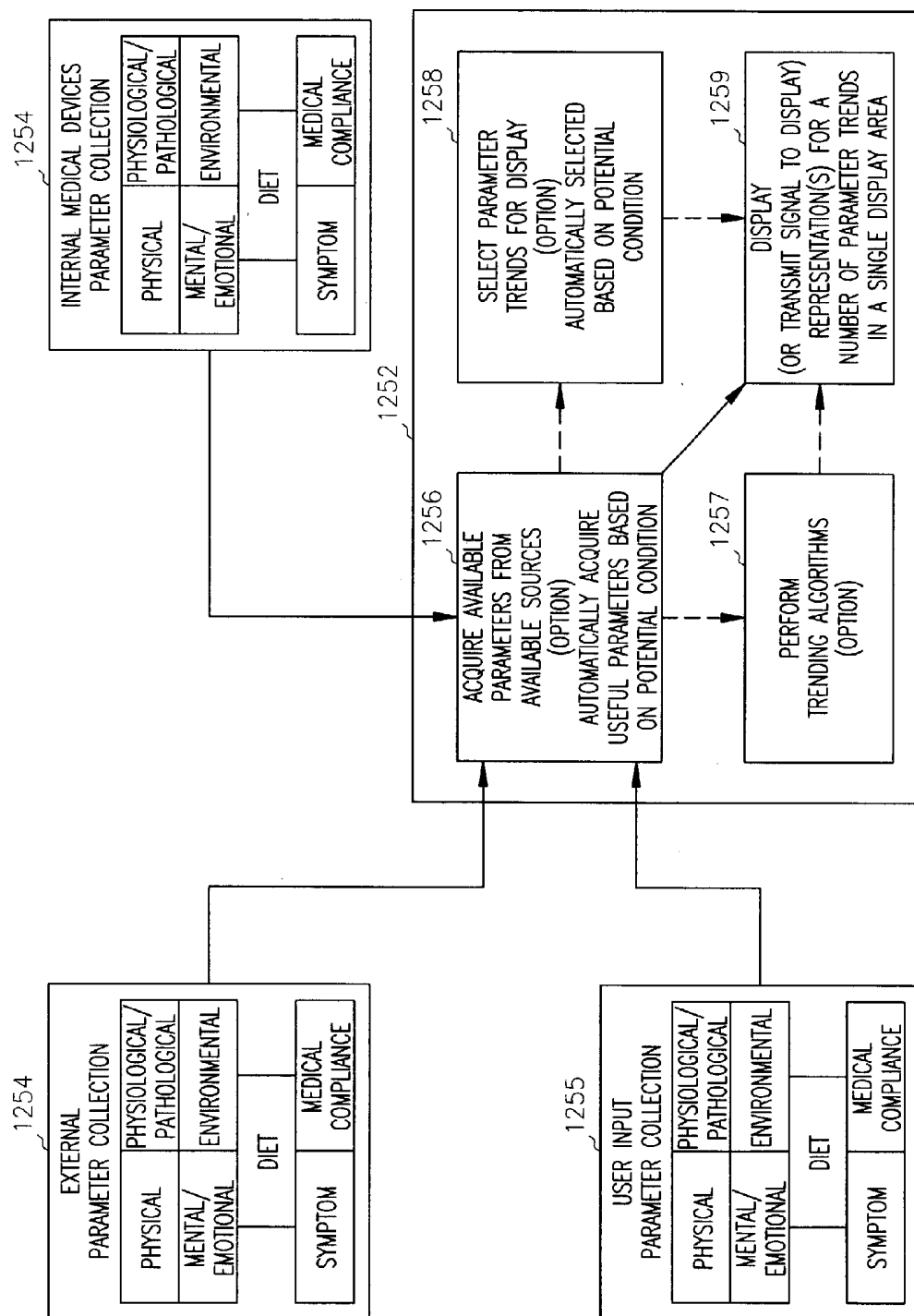


FIG. 12

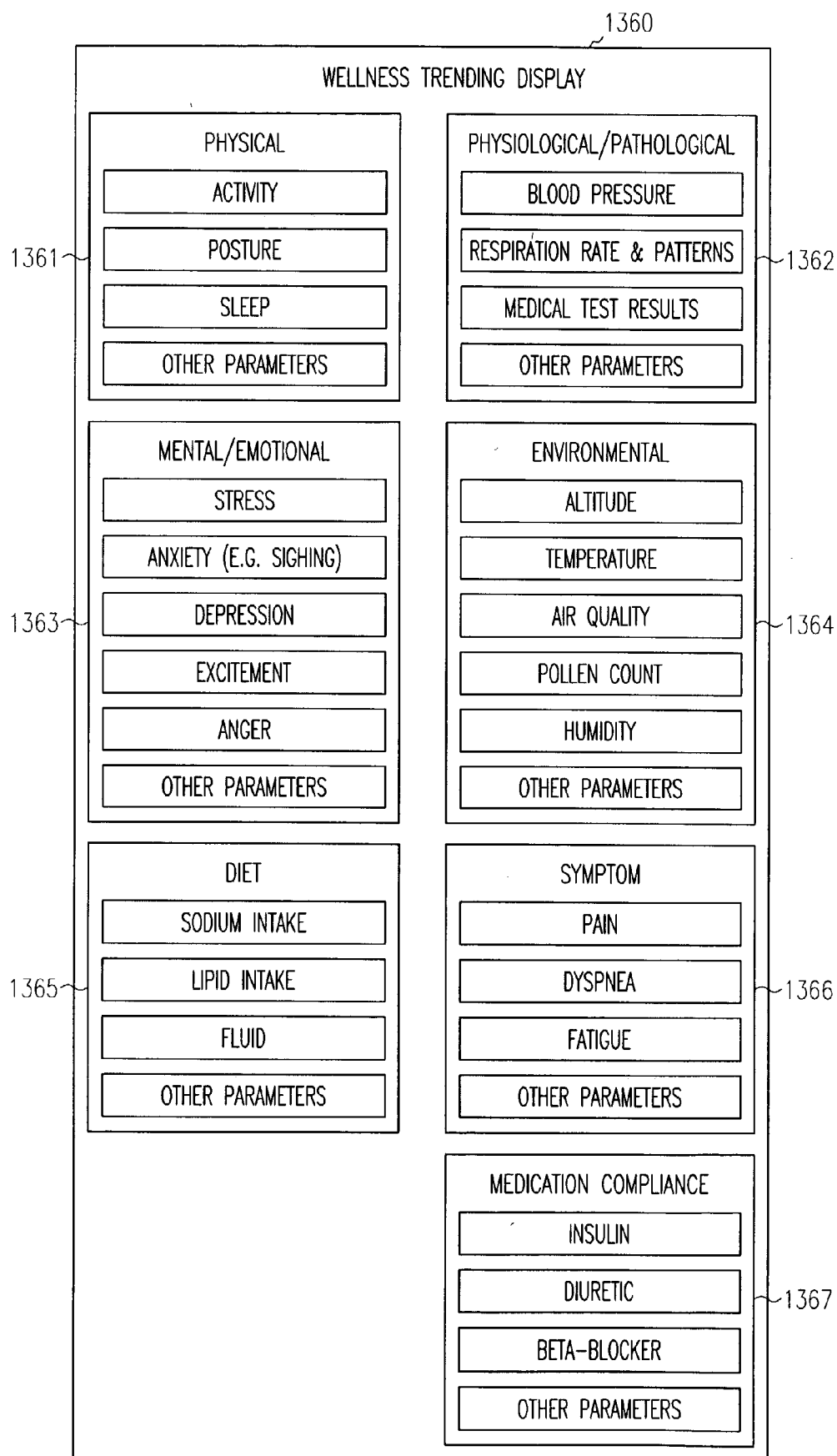


FIG. 13

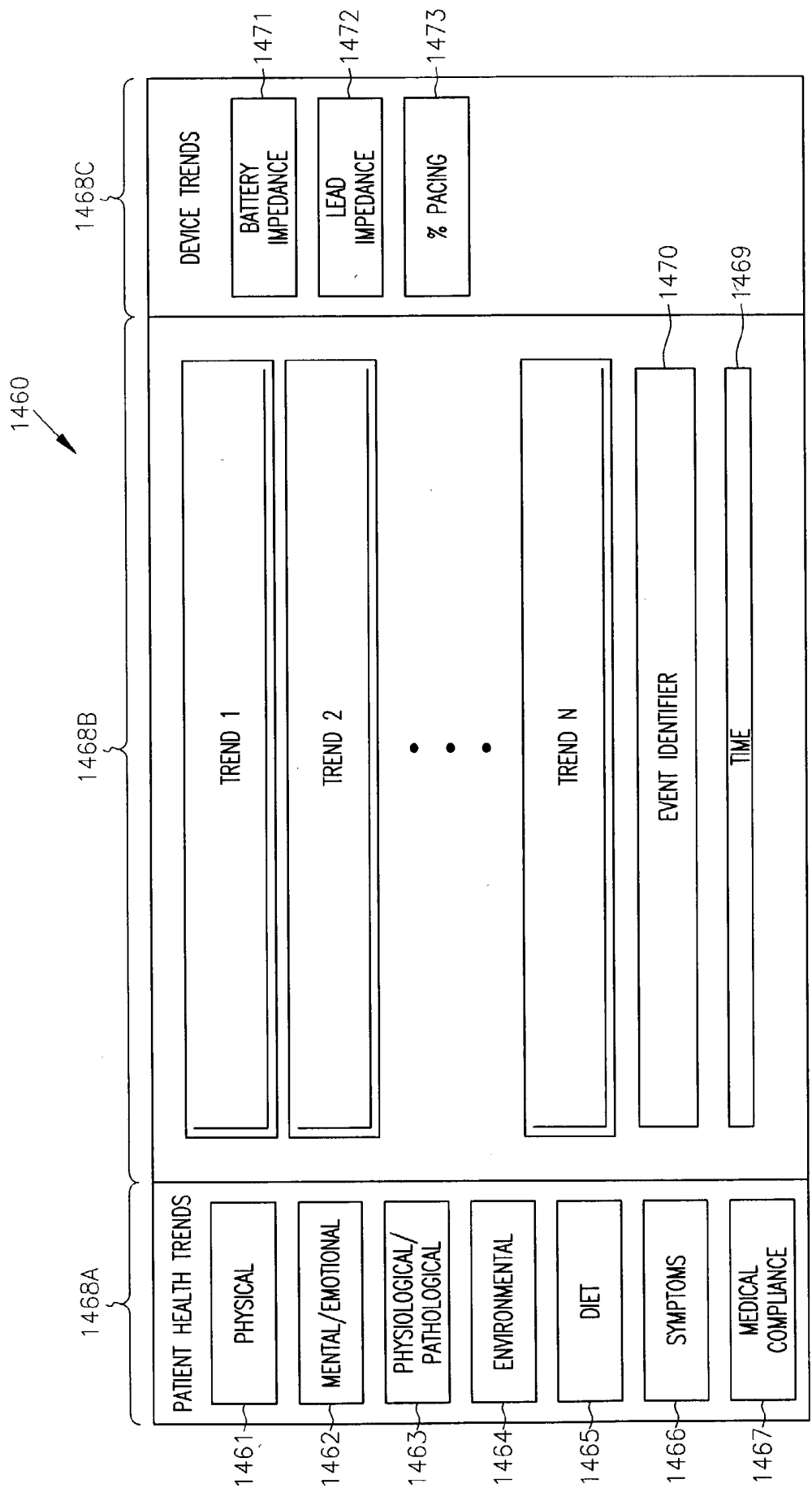


FIG. 14

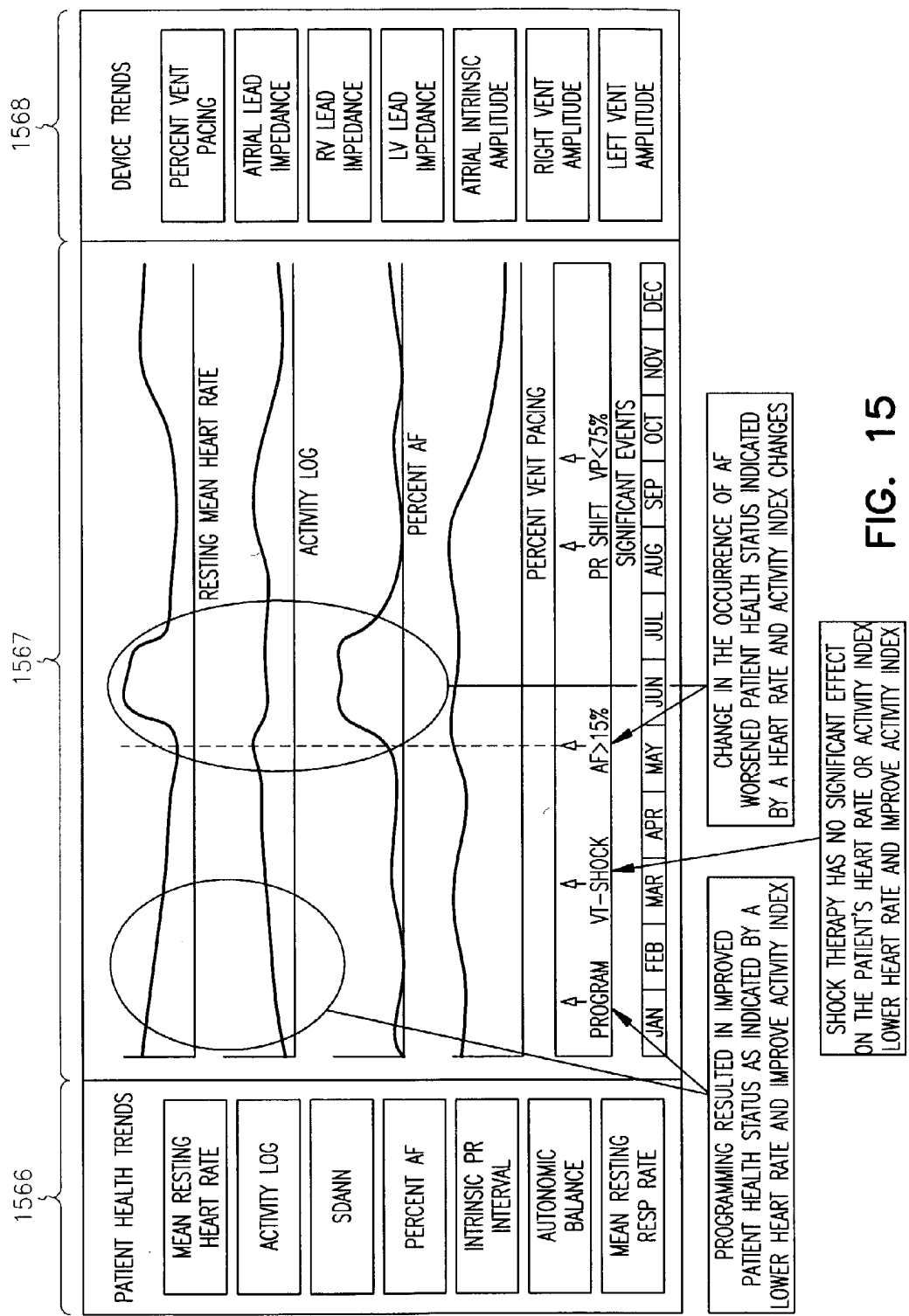


FIG. 15

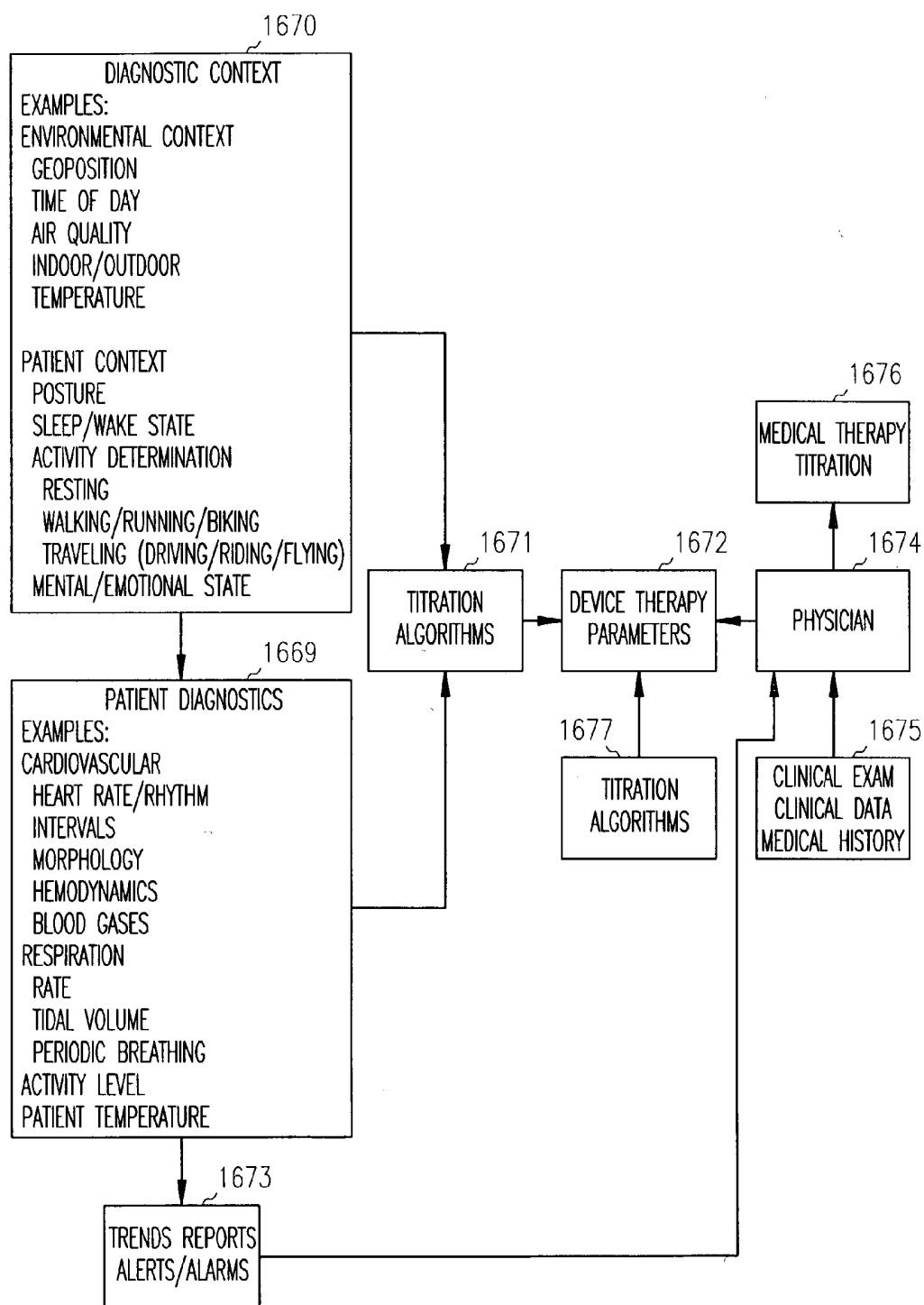


FIG. 16

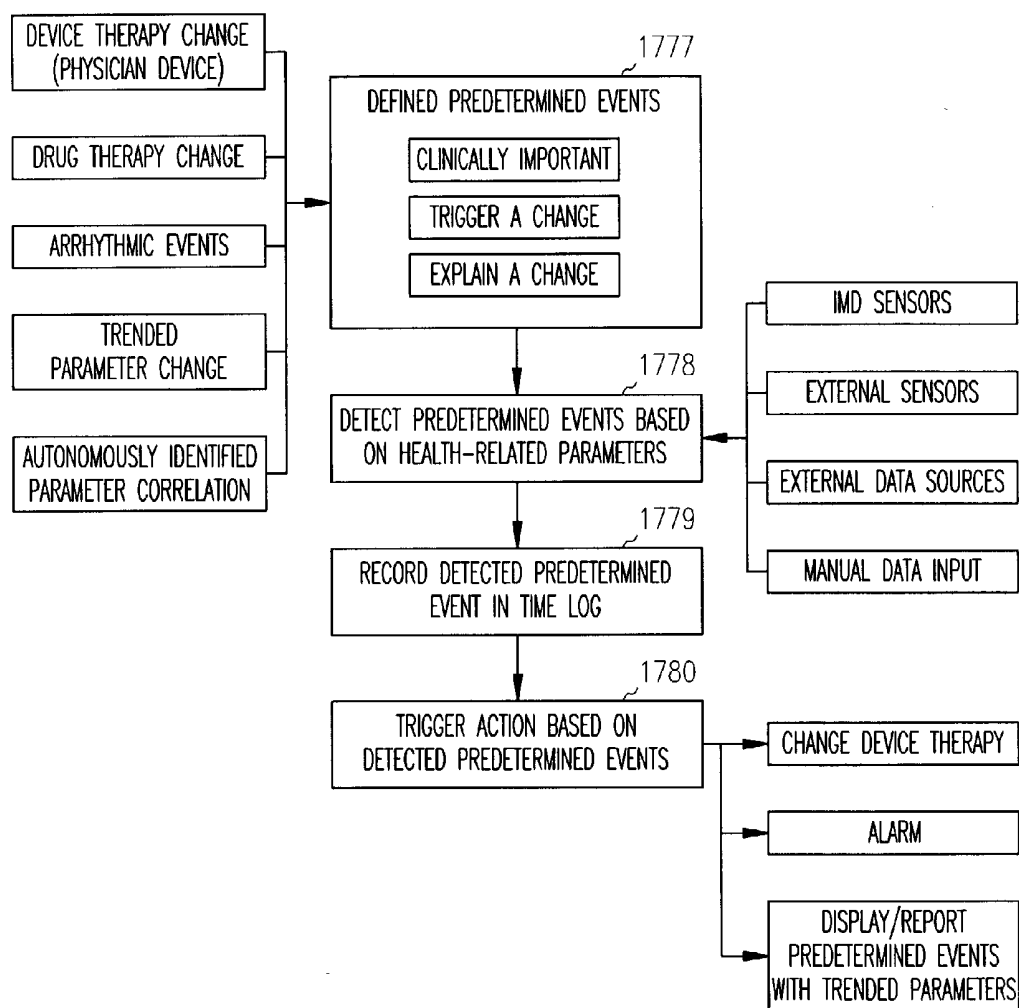


FIG. 17

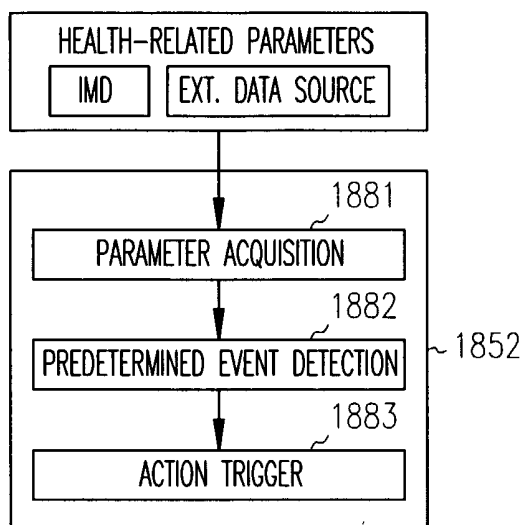


FIG. 18

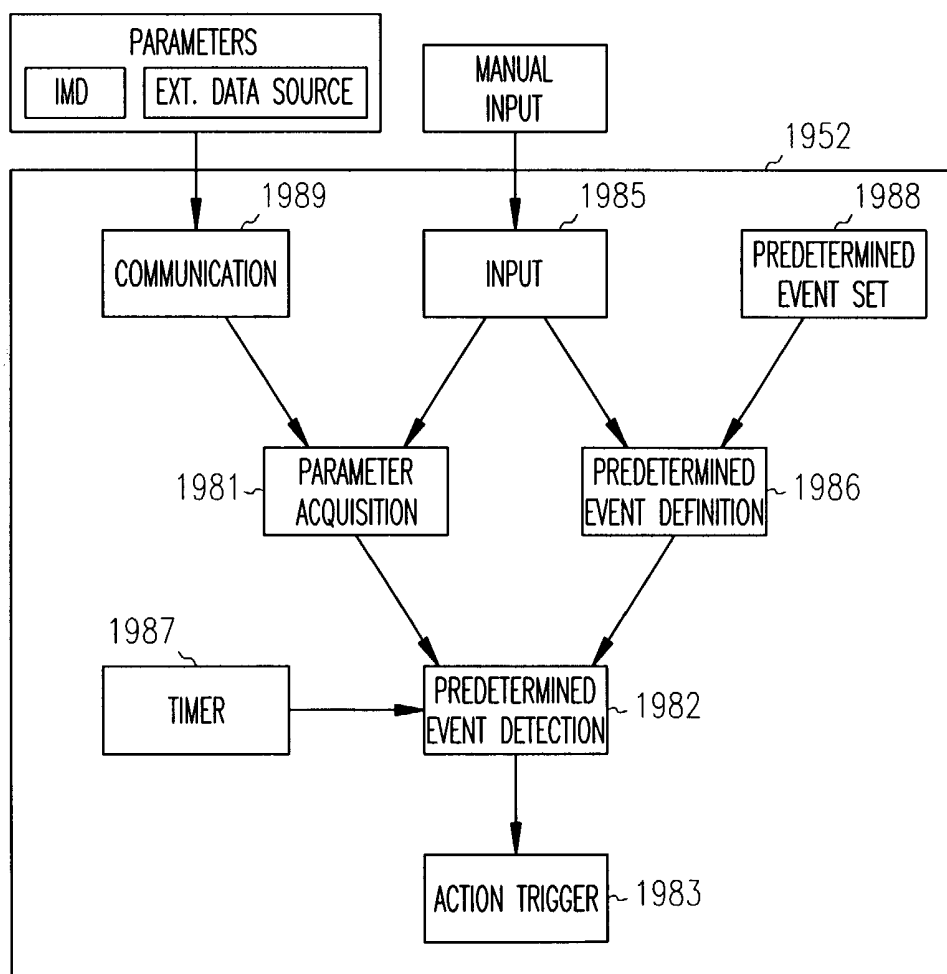


FIG. 19

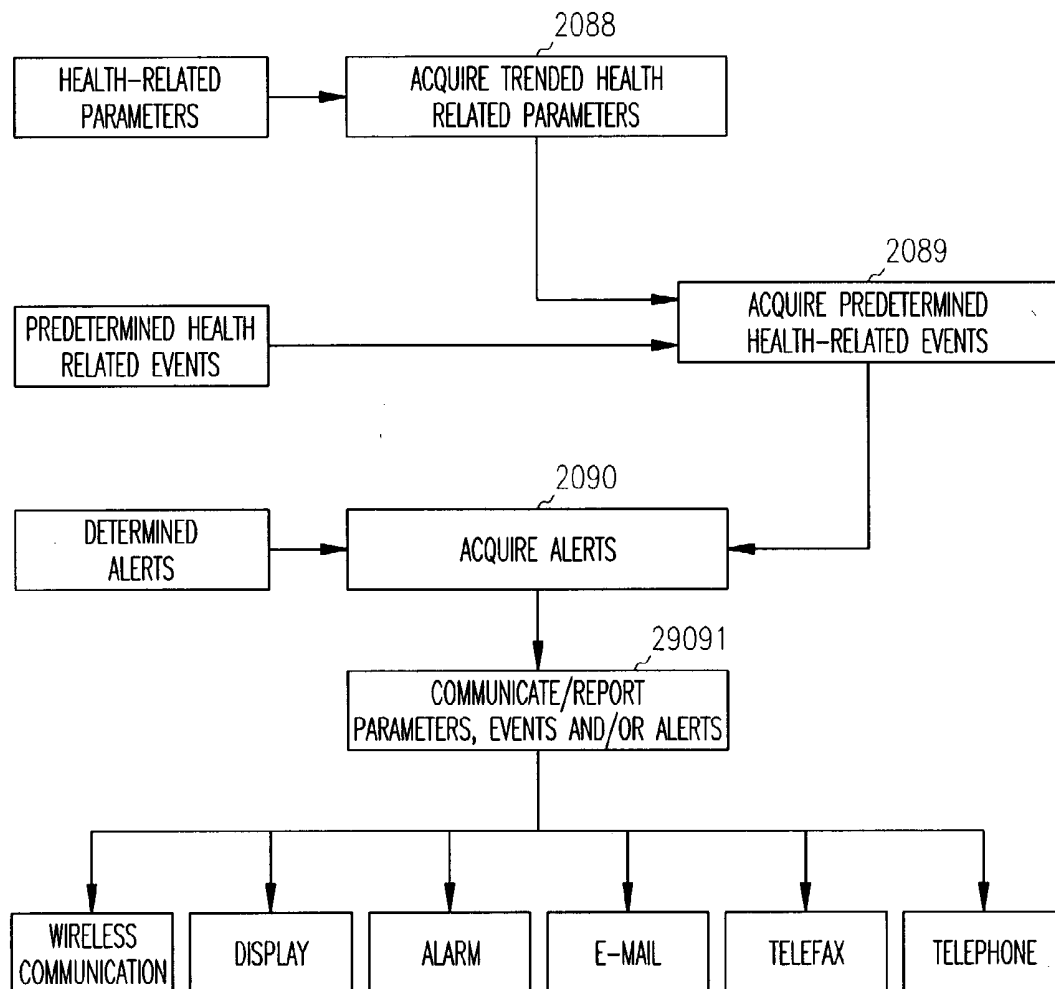


FIG. 20

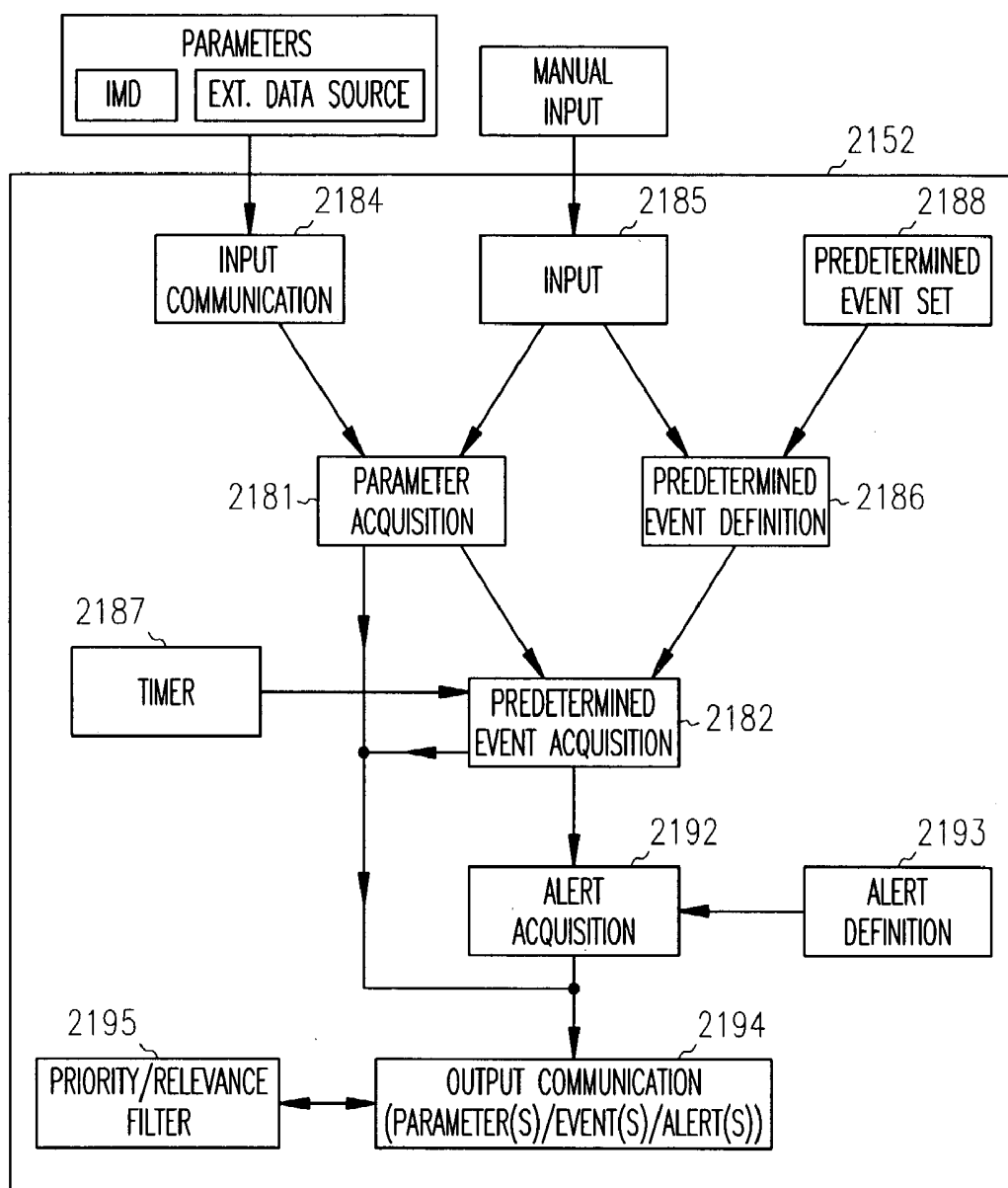


FIG. 21

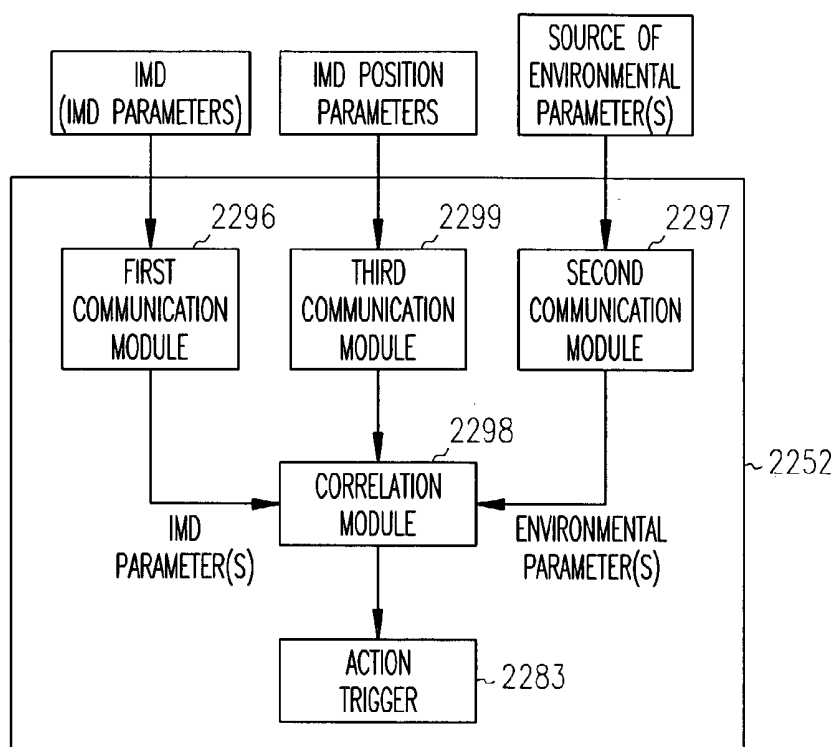


FIG. 22

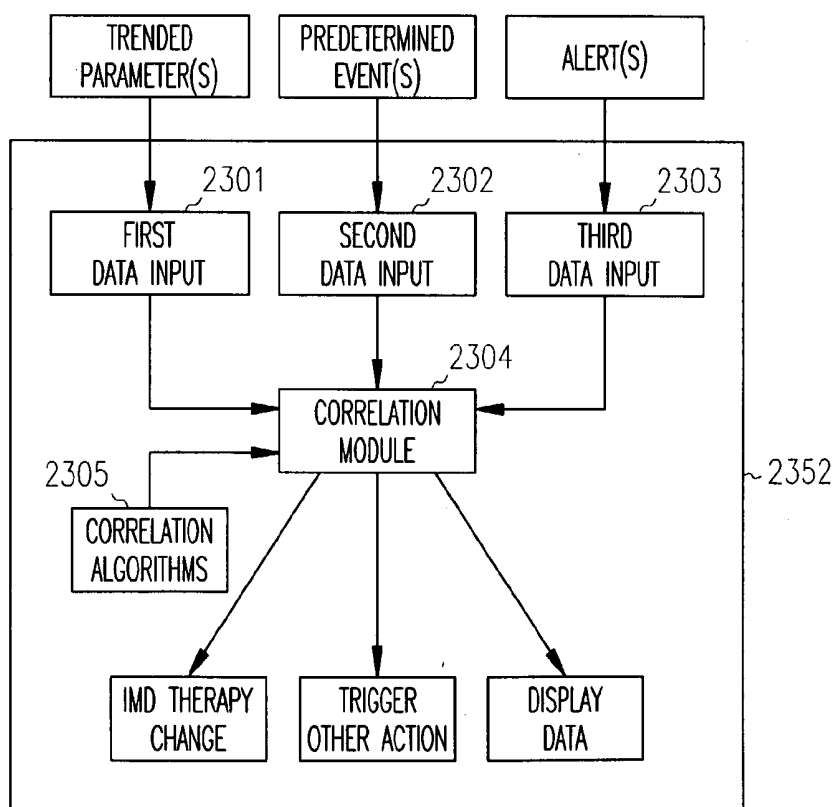


FIG. 23

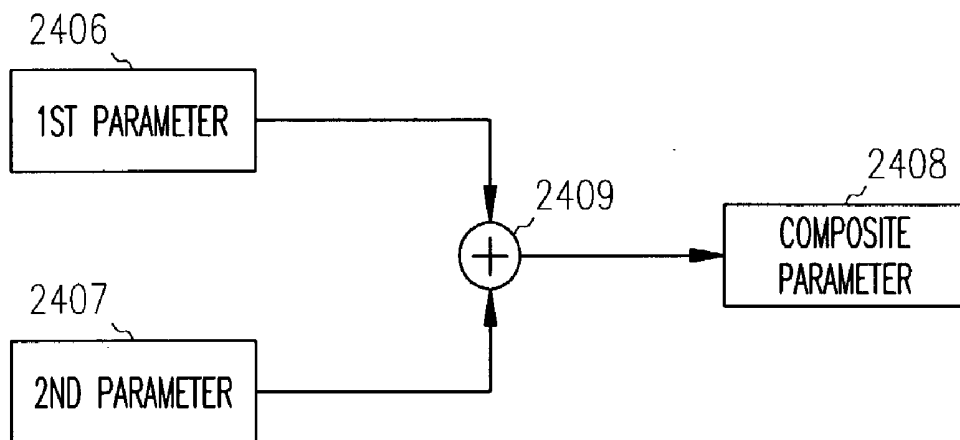


FIG. 24

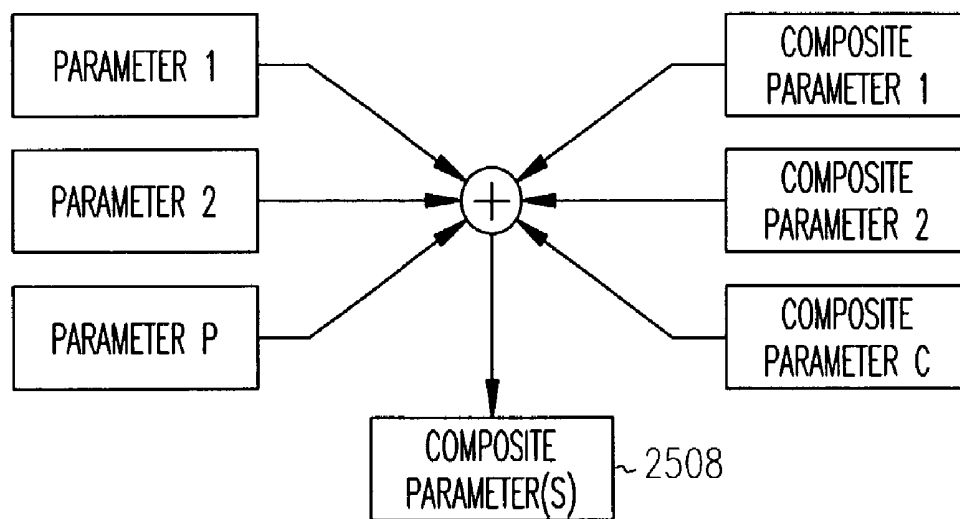


FIG. 25

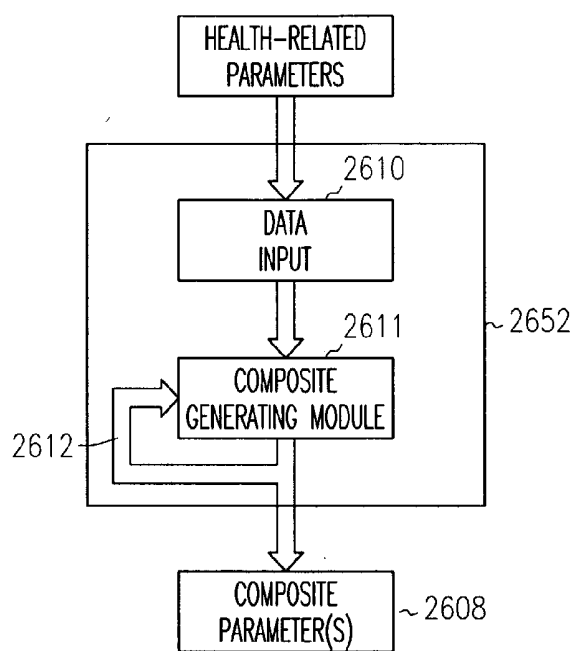


FIG. 26

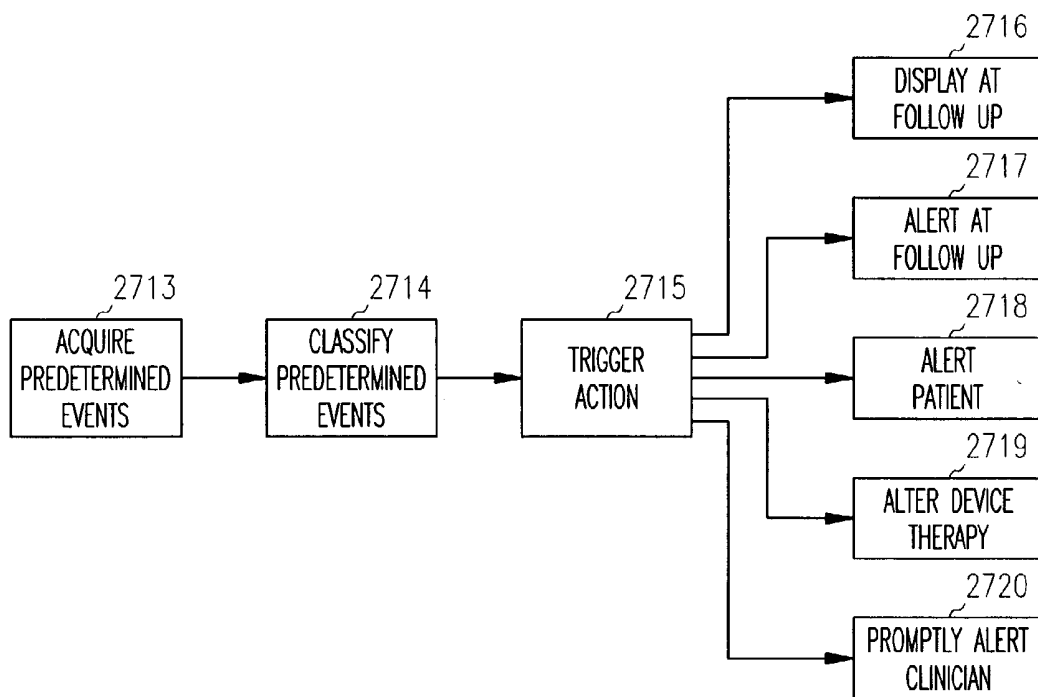


FIG. 27

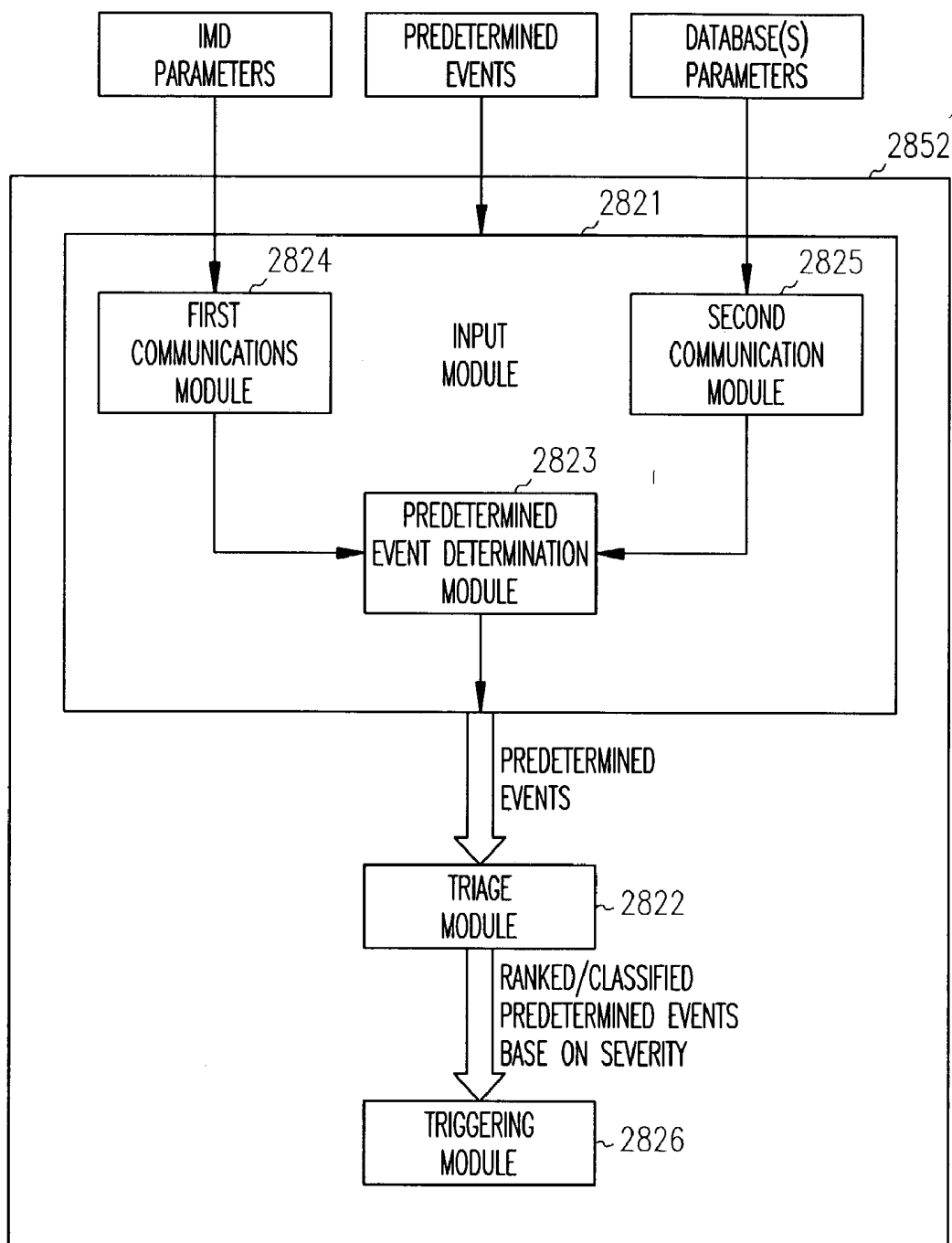


FIG. 28

ADVANCED PATIENT MANAGEMENT FOR IDENTIFYING, DISPLAYING AND ASSISTING WITH CORRELATING HEALTH-RELATED DATA

CROSS REFERENCE TO RELATED APPLICATIONS

[0001] This application is related to the following commonly assigned U.S. patent applications which are herein incorporated by reference in their entirety: "Method and Apparatus for Establishing Context Among Events and Optimizing Implanted Medical Device Performance," Ser. No. 10/093,353, filed on Mar. 6, 2002 (Attorney Docket No. 279.364US1); "Advanced Patient Management For Acquiring, Trending and Displaying Health-Related Parameters," Ser. No. _____, filed on _____ (Attorney Docket No. 279.584US1); "Advanced Patient Management For Defining, Identifying and Using Predetermined Health-Related Events," Ser. No. _____, filed on _____ (Attorney Docket No. 279.585US1); "Advanced Patient Management For Reporting Multiple Health-Related Parameters," Ser. No. _____, filed on _____ (Attorney Docket No. 279.586US1); "Advanced Patient Management System With Environmental Data," Ser. No. _____, filed on _____ (Attorney Docket No. 279.588US1); "Advanced Patient Management With Composite Parameter Indices," Ser. No. _____, filed on _____ (Attorney Docket No. 279.590US1); "Advanced Patient Management For Triaging Health-Related Data," Ser. No. _____, filed on _____ (Attorney Docket No. 279.591US1); and "Advanced Patient Management For Triaging Health-Related Data Using Color Codes," Ser. No. _____, filed on _____ (Attorney Docket No. 279.612US1).

TECHNICAL FIELD

[0002] This application relates generally to medical devices and, more particularly, to advanced patient management systems that identify, display and assist with correlating health-related data.

BACKGROUND

[0003] An Implantable Medical Device (IMD) is a medical device designed to be chronically implanted in a human or other organism. Some IMDs include sensors to monitor a patient's condition, and some IMDs have been used to treat a patient. Some examples of IMDs include implantable cardiac rhythm management (CRM) devices such as cardiac pacemakers and implantable cardioverter/defibrillators (ICDs). Other examples of IMDs include a number of monitors or sensors, stimulators and delivery systems for both cardiac-related applications and non-cardiac-related applications.

[0004] The sensed data from the IMD is capable of being wirelessly communicated to an external device, and the external device is capable of wirelessly programming the IMD. For example, data from an implantable CRM is capable of being wirelessly communicated to a programmer device. Additionally, the programmer is capable of wirelessly communicating with the implantable CRM to program the CRM to perform a desired device function.

[0005] Due to the potentially large amount of data capable of being sensed by one or more IMDs, it is desired to appropriately process the large amount of sensed data to

provide meaningful information. The sensed data alone may not be an accurate indication of the overall health of the patient because other factors can significantly influence the sensed data. Thus, it has been proposed to use patient data from other sources. However, this patient data can compound the problem of providing meaningful data, and still may not provide an accurate indication of the overall health of the patient.

SUMMARY

[0006] The above mentioned problems are addressed by the present subject matter and will be understood by reading and studying the following specification. The present subject matter provides advanced patient management systems with the ability to identify, display and assist with correlating health-related data. The health-related data includes data provided by an implanted medical device (IMD) and from other sources.

[0007] One aspect is a programmable device having machine executable instructions for performing a method for use in correlating data to manage a patient's health. In various embodiments, data related to the patient's health is acquired. The acquired data includes one or more trended health-related parameters, one or more predetermined health-related events and/or one or more health-related alerts. The one or more trended health-related parameters, the one or more predetermined health-related events, and the one or more health-related alerts are presented and/or analyzed to establish a correlation among the acquired data and/or a relationship between the acquired data and the patient's health.

[0008] One aspect is a device. In various embodiments, the device includes at least one data input to receive data, and a correlation module to communicate with the at least one data input. The at least one data input includes one or more trended parameters, one or more predetermined events, and/or one or more alerts. The correlation module correlates the one or more trended parameters, the one or more predetermined events, and the one or more alerts, and establishes a correlation among the acquired data and/or between the acquired data and the patient's health.

[0009] These and other aspects, embodiments, advantages, and features will become apparent from the following description and the referenced drawings.

BRIEF DESCRIPTION OF THE DRAWINGS

[0010] FIG. 1 illustrates an advanced patient management (APM) system according to various embodiments of the present subject matter.

[0011] FIG. 2 illustrates an advanced patient management (APM) system according to various embodiments of the present subject matter.

[0012] FIG. 3 illustrates an advanced patient management (APM) system having direct communication links according to various embodiments of the present subject matter.

[0013] FIG. 4 illustrates an advanced patient management (APM) system having network communication links according to various embodiments of the present subject matter.

[0014] FIG. 5 illustrates an advanced patient management (APM) system having network communication links according to various embodiments of the present subject matter.

[0015] FIG. 6 illustrates a perspective view of an advanced patient management (APM) system that includes an IMD and a portable device such as a PDA.

[0016] FIG. 7 illustrates a perspective view of an advanced patient management (APM) system that includes an IMD, a portable device such as a PDA, and another wellness monitoring device, such as a programmer for the IMD, networked to the PDA.

[0017] FIG. 8 illustrates a perspective view of an advanced patient management (APM) system that includes an IMD, a portable device such as a PDA, and another wellness monitoring device, such as a programmer for the IMD, directly connected to the PDA.

[0018] FIG. 9 illustrates a block diagram of an IMD according to various embodiments of the present subject matter.

[0019] FIG. 10 illustrates a block diagram of a wellness monitoring device, such as a portable device, according to various embodiments of the present subject matter.

[0020] FIG. 11 illustrates various embodiments of a wellness monitoring device (WMD) in the form of a general-purpose computing device.

[0021] FIG. 12 illustrates a block diagram of an advanced patient management system for acquiring, trending and displaying multiple health-related parameters according to various embodiments of the present subject matter.

[0022] FIG. 13 illustrates a block diagram of a wellness trending display generally illustrating parameter trends available for display according to various embodiments of the present subject matter.

[0023] FIG. 14 illustrates a block diagram of a wellness trending display illustrating an arrangement for selecting and displaying parameter trends according to various embodiments of the present subject matter.

[0024] FIG. 15 illustrates an example of a wellness trending display.

[0025] FIG. 16 illustrates a block diagram according to various aspects of the present subject matter in which a diagnostic context is provided to assist with interpreting the health condition of the patient, and to appropriately adjust the device and/or medical therapy, accordingly.

[0026] FIG. 17 illustrates a method for managing a patient's health by defining, detecting and using predetermined health-related events, according to various embodiments of the present subject matter.

[0027] FIG. 18 illustrates a device (such as a WMD or IMD) for monitoring a patient's health condition that is capable of detecting predetermined health-related events, according to various embodiments of the present subject matter.

[0028] FIG. 19 illustrates a wellness monitoring device (WMD) for monitoring a patient's health condition that is capable of detecting predetermined health-related events, according to various embodiments of the present subject matter.

[0029] FIG. 20 illustrates a method for reporting multiple parameters related to a health condition of a patient, according to various embodiments of the present subject matter.

[0030] FIG. 21 illustrates a device (such as a WMD or IMD) for monitoring a patient's health condition that is capable of prioritizing communication of health-related parameters, according to various embodiments of the present subject matter.

[0031] FIG. 22 illustrates a device (such as a WMD or IMD) for monitoring a patient's health condition that is capable of synthesizing environmental parameters with IMD parameters, according to various embodiments of the present subject matter.

[0032] FIG. 23 illustrates a device (such as a WMD or IMD) for monitoring a patient's health condition that is capable of correlating trended parameters, predetermined events, and alerts, according to various embodiments of the present subject matter.

[0033] FIG. 24 illustrates a method to generate composite parameters for use in managing a patient's health, according to various embodiments of the present subject matter.

[0034] FIG. 25 illustrates a method to generate composite parameters for use in managing a patient's health, according to various embodiments of the present subject matter.

[0035] FIG. 26 illustrates a device (such as a WMD or IMD) for monitoring a patient's health condition that is capable of generating composite parameters, according to various embodiments of the present invention.

[0036] FIG. 27 illustrates a method to triage predetermined events for use in managing a patient's health, according to various embodiments of the present subject matter.

[0037] FIG. 28 illustrates a device (such as a WMD or IMD) for monitoring a patient's health condition that is capable of classifying a number of predetermined events according to severity, and performing a system action based on the classification, according to various embodiments of the present subject matter.

DETAILED DESCRIPTION OF THE INVENTION

[0038] The following detailed description refers to the accompanying drawings which show, by way of illustration, specific aspects and embodiments in which the present subject matter may be practiced. These embodiments are described in sufficient detail to enable those skilled in the art to practice the present subject matter. Other embodiments may be utilized and structural, logical, and electrical changes may be made without departing from the scope of the present subject matter. The various embodiments disclosed herein are not necessarily mutually exclusive, as some disclosed embodiments can be combined with one or more other disclosed embodiments to form new embodiments. The following detailed description is, therefore, not to be taken in a limiting sense, and the scope of the present subject matter is defined only by the appended claims, along with the full scope of equivalents to which such claims are entitled.

[0039] The present subject matter provides a system to assist with monitoring the overall health of patients, and thus to assess and treat health conditions, by identifying, displaying and assisting with correlating health-related data. In various embodiments, a clinician such as a physician monitors the patient's health. In various embodiments, the system

includes an implantable medical device (IMD) which is capable of sensing various health-related parameters (also referred to herein as internal health-related parameters) indicative of a health condition. The IMD includes one or more IMD sensors to sense one or more desired internal health-related parameters. In various embodiments, the IMD is capable of providing therapy to treat the health condition. In various embodiments, the system includes an external health data source that includes other health-related parameters (also referred to herein as external health-related parameters). The external health-related parameters can influence the sensed internal health-related parameters. Thus, a combination of internal and external health-related parameters can provide a more accurate view of the patient's health.

[0040] In various embodiments, the system includes a user input to collect health-related information that is contributed voluntarily by a user (such as a patient, clinician or other user). This user-volunteered information is an example of external human-resource parameters and is able to be more subjective in nature (compared to the internal health-related parameters determined by sensors or other external health-related parameters such as databases and external sensors), and thus is useful to identify other information that can influence the other health-related parameters. The present subject matter identifies, displays and assists with correlating health-related data to assist with accurately assessing and treating a patient's health condition. As such, the present subject matter is capable of providing a diagnostic context used to interpret the health condition of the patient, and to appropriately adjust the device and/or medical therapy, accordingly.

[0041] A large number of health-related parameters are capable of being acquired, trended and displayed according to various embodiments of the present subject matter. For example, a non-exhaustive list of health-related parameters includes heart rate/rhythm including ventricular tachycardia and fibrillation, conduction intervals, ectopic density, atrial fibrillation (AF)/atrial tachycardia (AT) percent, heart rate variability (HRV), activity, lead position, concomitant conditions, temperature, blood pressure, respiration rate/rhythm, pulmonary/peripheral edema, posture, blood gases, stroke volume contractility, filling time, heart sounds, weight, ischemia, cardiac output, after load, medications, device indications, and electromyogram. Other examples of health-related parameters are provided throughout this disclosure.

[0042] These health-related parameters are capable of being acquired from a number of data sources. For example, a non-exhaustive list of data sources include IMDs, external device sensors, medication usage monitors, databases, and user inputs by a clinician and/or patient. An IMD, for example, is capable of providing health-related parameters for rhythms, conduction delays, respiration, activity, heart sounds, posture, and the like. External device measurements, for example, are capable of providing health-related parameters for weight, blood pressure, echo pulse oximetry, peripheral edema, and the like. Other examples of IMD health-related parameters and external health-related parameters are provided throughout this disclosure. A physician, for example, is capable of providing health-related parameters for lead positions, indications(s), medications, concomitant conditions, and the like. A medical database, for

example, is capable of providing health-related parameters from external device measurements and physician input for medical tests and a large number and a large variety of other parameters. A patient, for example, is capable of providing health-related parameters for diet, medication usage, symptoms, blood pressure, and the like. As technology continues to improve, more and more health-related parameters will be automatically acquired using, for example, an IMD rather than using an external interactive system.

[0043] In various embodiments of the present subject matter, the APM system performs various methods related to managing a patient's health. The APM system includes a number of programmable devices with a machine-readable medium having machine-executable instructions. The programmable device(s) perform the machine-executable instructions to perform the method. In various embodiments, the programmable device includes a processor to perform the machine-executable instructions. In various embodiments, the machine-executable instructions are provided on one or more machine-readable mediums (or media).

[0044] FIG. 1 illustrates an advanced patient management system according to various embodiments of the present subject matter. Various embodiments of the system 100 include less than all of the components shown in FIG. 1, and various embodiments of the system 100 include other components than those shown in FIG. 1.

[0045] A patient 101 is illustrated with an implantable medical device (IMD) 102. Generally, the IMD includes one or more IMDs that provide internal therapy and/or acquire or sense internal data parameters. In various embodiments, the IMD is a CRM device that provides cardiac rhythm management pulsing and also senses one or more physiological parameters of a heart. Other IMDs that sense parameters and/or provide therapy, including various electrical and drug therapy, are within the scope of the present subject matter.

[0046] In various embodiments, at least one IMD 102 provides internal data such as heart rhythm, breathing, and activity. Other types of data derived from IMDs are also contemplated. For example, in one embodiment, a respiration sensor is implanted into patient and communicates with portable device. Data received from such IMDs may be perceived as involuntary, or passive, data since the patient has no control over the process of collecting and transmitting the data from such sources. In various embodiments, IMD-provided data includes parameters sensed by the IMD and/or parameters provided by interrogating the IMD to obtain device performance status.

[0047] The illustrated system also includes one or more external data source(s) 103 that provide health-related parameters. The external health-related parameters supplement the internal parameters and/or provide a diagnostic context to the internal health-related parameters. Examples of external source(s) of health data include: external sensing devices such as body temperature thermometers, blood pressure monitors, and the like; room temperature thermometers, light sensors and the like; databases such as patient history databases that are found hospitals or clinics and that may include information such as medical test results and family history; a web server database (a database accessible through a global communication network—e.g. Internet) that may include information regarding environment, medication interaction, and the like; databases and/or user inputs

regarding mental/emotional and diet parameter types; and other external data sources capable of providing health-related parameters. One definition of the term mental is something that is of or relates to the mind. One definition of the term emotional is a strong feeling, aroused mental state, or intense state of drive or unrest, which may be directed toward a definite object and is evidenced in both behavior and in psychologic changes, with accompanying autonomic nervous system manifestations.

[0048] The illustrated system also includes a user input **104** through which a user is able to input additional health-related parameters for use by a wellness monitoring device (WMD) **105**. In various embodiments, the user input **104** includes a touch screen on a PDA or other device, a keyboard and mouse on a computer, and the like. In various embodiments, a patient is able to input additional health-related parameters for use by the wellness monitoring device. In various embodiments, a clinician is able to input additional health-related parameters for use by the WMD.

[0049] The WMD **105** is illustrated by dotted line, and includes one or more devices. In various embodiments, the at least one IMD **102** communicates wirelessly with at least one WMD **105**, as shown by communication link **106**. In various embodiments that include multiple WMDs, the WMDs are able to communicate with each other, as shown via communication link **107**. In various embodiments, the WMD(s) includes portable devices **108** that are external to the body of patient such as a PDA, (variously referred to as a personal digital, or data, assistant), a portable telephone (including a cellular telephone or a cordless telephone), a pager (one way or two way), a handheld, palm-top, laptop, portable or notebook computer, or other such battery operated portable communication device. In various embodiments, the WMD(s) includes programmers. In various embodiments, the WMD(s) includes various non-portable devices such as larger computers or computer enterprise systems.

[0050] In various embodiments of the present subject matter, the WMD **105** (which includes one or more devices) includes a display on which parameter trends are capable of being displayed. In various embodiments, the portable device **108** includes a touch-sensitive display screen for displaying information to a user or patient. Depending on the application executing on the portable device **108**, the display screen may provide prompts, messages, questions, or other data designed to elicit an input from patient. Examples of such prompts are provided in the patent application entitled "Method and Apparatus for Establishing Context Among Events and Optimizing Implanted Medical Device Performance," Ser. No. 10/093,353, filed on Mar. 6, 2002, which has previously been incorporated by reference in its entirety. Data received from such interactive prompts may be perceived as voluntary, or active, data since the cooperation and active input of the patient is part of the data collection process. In various embodiments, the user input data may be received from a user based on a prompt provided to the user, on an ad hoc basis as determined by the user, or as determined by a processor. The user may enter data using a menu based system, a graphical user interface (GUI), textual data or numerical data.

[0051] The WMD provides analysis of internal and external (both voluntary and involuntary) parameters. In various

embodiments, the WMD includes computer and programming that conducts data analysis suitable for use in managing patient health and medical care.

[0052] FIG. 2 illustrates an advanced patient management (APM) system according to various embodiments of the present subject matter. Various embodiments of the system **200** include all of the components shown in FIG. 2, various embodiments of the system **200** include less than all of the components shown in FIG. 2, and various embodiments of the system **200** include other components than those shown in FIG. 2.

[0053] In the figure, the system **200** is shown to include an IMD **202**. In various embodiments, the IMD includes an implantable cardiac device (ICD), cardiac rhythm management (CRM) device, pulse generator, or other implanted medical device that provides therapy to a patient or an organ of a patient, and/or that provides data derived from measurements internal to a patient. In various embodiments, the IMD includes a device to provide drug therapy.

[0054] The illustrated system **200** includes at least one WMD **205** that includes at least one display for displaying trended parameters. In the illustrated system, the at least one WMD includes a portable device **208** (such as a PDA) and a programmer **209**. The IMD **202** is shown coupled to the portable device **208** by communication link **210**. The portable device is further coupled to the programmer by communication link **207**. Various embodiments of the present subject matter do not include the portable device **208**. In these embodiments, the IMD **202** is able to be coupled directly to the programmer **209** by a communication link (not shown).

[0055] At least one external data source **203** (such as web server(s), database(s), and sensor(s)) is coupled to the WMD(s) via at least one communication link. The external data source **203** provides external (with respect to the IMD in the patient) health-related parameters that supplement and/or provide context for the IMD parameters. In the illustrated system, a communication link **211** exists between the portable device **208** and the external data source **203**, and a communication link **212** exists between the programmer **209** and the external data source **203**. It is noted that various applications may not require both communication links **211** and **212**. In the illustration, the system **200** includes at least one user input **204** to the at least one WMD **205**. For example, a patient is able to provide health-care information using the portable device **208**, and a health care provider is capable of providing health-care information using the programmer **209**.

[0056] In various embodiments, the IMD also includes circuitry and programming adapted to monitor the condition and performance of the pulse generator or other IMD. For example, in various embodiments, the IMD provides data concerning the remaining battery condition for a power supply coupled to the IMD. Such data may include information regarding remaining battery capacity or life, battery internal resistance or other measurable parameters. In various embodiments, the data includes information regarding the electrical therapy provided by the IMD. For example, in various embodiments, such data includes lead impedance, sense voltage levels, therapy history, and device therapy mode settings and parameter values. In various embodiments, the IMD provides data regarding dosage, timing and

other functions regarding the delivery of a drug therapy or other therapy. For example, in various embodiments, the IMD monitors blood sugar levels and the amount and timing of insulin delivered to the patient.

[0057] In various embodiments, the IMD includes a program executing on an internal processor that controls the operation of the IMD. The program instructions reside in a memory accessible to the internal processor. By changing the program, or memory contents, the present system allows the operating program of the IMD to be dynamically tailored to a particular patient or condition. In various embodiments, the operating system, or memory contents of the IMD is changed using wireless communication.

[0058] In various embodiments, the IMD includes a wireless transceiver. The transceiver operates using radio frequency transmissions, electromagnetic transmissions, magnetic coupling, inductive coupling, optical coupling, or other means of communicating without need of a wire connection between the IMD and another transceiver.

[0059] In various embodiments, the IMD performs a data acquisition function. In various embodiments, the IMD is adapted to monitor a fluid pressure, such as blood or urine. In various embodiments, the detector is adapted to monitor respiration, stress level, or other measurable biometric parameter. In various embodiment, monitoring includes determining an absolute or relative value for a particular biometric parameter. In various embodiments, internal memory within the IMD stores a comparison value which may then be compared with a measured value thereby determining the performance of the IMD or the health of the patient.

[0060] In various embodiments, the communication link includes a wireless communication link between the IMD and portable device. The communication link allows communication in one or two directions.

[0061] In various embodiments, data from the IMD is communicated to portable device with no data transmitted from portable device to the IMD. In this manner, portable device functions as a data storage facility for the IMD. In various embodiments, data stored in portable device is accessed by a treating physician and used for diagnosis, therapy or other purposes. Programming and controlling the operation of the IMD is performed using a programmer adapted to transmit commands, data or code to the IMD. In various embodiments, portable device executes programming to analyze and process the data received from the IMD. In various embodiments, communication link precludes transfer of data from portable device to the IMD or precludes transfer of data from the IMD to portable device. For example, it may be desirable in certain circumstances to prevent the portable device from executing programming to automatically adjust the performance or operation of the IMD independent of a programmer.

[0062] In various embodiments, data is communicated from portable device to the IMD with no data transmitted from the IMD to portable device. In this manner, portable device functions as an interface to communicate commands, data or code to the IMD. In various embodiments, data is communicated from the IMD to the portable or external device with no data transferred from the device to the IMD.

[0063] In various embodiments, data is communicated bidirectionally between the IMD and the portable device. In

various embodiments, the communication link between the IMD and the portable device entails a single bidirectional communication channel or includes multiple unidirectional communication channels which, when viewed as a whole, provide bidirectional communication. In various embodiments, a unidirectional communication channel operates using a particular frequency or communication protocol. For example, the link may include a wireless radio frequency link compatible with a transmitter and receiver that uses frequency hopping, spread spectrum technology.

[0064] In various embodiments, internal memory within the IMD provides storage for data related to the IMD-provided therapy (such as CRM therapy provided to a heart). For example, the data can relate to the electrical, chemical or mechanical operation of the heart. In addition, the IMD includes memory for programming, comparison and other functions. In various embodiments, the contents of the memory regulates the operation of the IMD.

[0065] In various embodiments, the portable device 208 includes or otherwise is incorporated or in communication with a battery operated portable communicator having a processor, memory, and an output interface to communicate with a user and an input interface to receive user entered data. One suitable example of a portable communicator is that of a personal digital assistant (PDA). PDA devices typically include a display screen for presenting visual information to a user and a writing surface for entry of data using a stylus. Data can be entered using a keyboard coupled to the portable communicator or by means of a wired or wireless communication link. Some portable communicator models also include an audio transducer, or sound generator, adapted to produce sounds that are audible by a user. In various embodiment, data from the IMD or the programmer is displayed on a display or screen of the portable device.

[0066] In various embodiments, the portable device 208 includes or otherwise is incorporated or in communication with a portable telephone (such as a cellular telephone or a cordless telephone), a pager (one way or two way), or a computer (such as a handheld, palm-top, laptop, or notebook computer) or other such battery operated, processor based, portable communication device.

[0067] In various embodiments, the portable device 208 includes data storage and includes programming and instructions to conduct data processing. In various embodiments, the data storage capacity of the portable device 208 augments the data storage capacity of the IMD 202, thus enabling a clinician to access a greater amount of multi-related information regarding the medical condition of a user. For example, but not by way of limitation, the additional information may assist in discovering and understanding relationships among different events.

[0068] In various embodiments, a wireless receiver is coupled to a portable device for purposes of receiving data from the IMD 202 through communication link 210. In various embodiments, a wireless transmitter is coupled to the portable device for purposes of transmitting data to the IMD. In various embodiments, a wireless transceiver is coupled to the portable device for purposes of both transmitting data to, and receiving data from, the IMD. In various embodiments, the portable device includes telemetry to facilitate wireless communications.

[0069] In various embodiments, circuitry or programming allows the portable device 208 to trigger an alarm under

predetermined conditions. In various embodiments, for example, the portable device sounds an audible alarm or transmits an alarm signal if a biometric parameter exceeds a particular value or is outside a specified range of values. The alarm signal can be received by the programmer 209 or a designated physician.

[0070] Communication link 207 couples the portable device 208 with the programmer 209. In various embodiments, communication link 207 includes a wired or wireless link that allows data communication between portable device and the programmer. In various embodiments, data is exchanged between portable device and the programmer by means of a removable storage media.

[0071] In various embodiments, the programmer 209 includes a processor based apparatus that executes programming to communicate with the IMD 202, the portable device 208, or both. A clinician (e.g. physician) can operate the programmer to communicate with the IMD using 202 portable device as a data interface. In particular, various embodiments provide that data from the IMD 202 can be retrieved by accessing the memory of portable device 208. In various embodiments, the programmer 209 transmits data to the IMD 202 via the portable device 208.

[0072] In various embodiments, at least one of the WMDs includes a display. FIG. 2 illustrates a system in which the portable device 208 includes a display and the programmer 209 includes a display. According to various embodiments of the present subject matter, health-related parameters are displayed on the display(s) of the wellness monitoring device(s). In various embodiments, these health-related parameters are acquired via an IMD and/or via an external source such as user input and/or external health data sources such as databases and the like. According to various embodiments of the present subject matter, trended health-related parameters, predetermined events, alerts and/or other information provided in this disclosure are displayed on the wellness monitoring device(s).

[0073] FIG. 3 illustrates an advanced patient management (APM) system having direct communication links according to various embodiments of the present subject matter. According to various embodiments of the system 300, the communication links include wired links, wireless links or both wired and wireless links. Various embodiments include all of the components shown in FIG. 3, various embodiments include less than all of the components shown in FIG. 3, and various embodiments include other components than those shown in FIG. 3.

[0074] The illustrated system 300 includes at least one IMD 302, at least one external source of health data 303, and at least one WMD 305 with a display 313. The illustrated system includes a user input 304 to communicate with the WMD. The illustrated system includes a communication link 314 between the IMD(s) 302 and the external source(s) of health-related data 303, a communication link 315 between the external source(s) of health-related data 303 and the WMD(s) 305, and a communication link 316 between the IMD(s) 302 and the WMD(s) 305. It is noted that various embodiments include less than all of the communication links. For example, in various embodiments data from the external source(s) of health data is not communicated to IMD(s) through link 314, and in various embodiments data from the external source(s) of health data is communicated

to the wellness monitor device(s) through the IMD(s) and links 314 and 316. Various embodiments implement various communication designs to achieve various data flow.

[0075] In various embodiments, the display 313 of the WMD(s) is used to display trended parameters, such as internal parameters from the IMD(s) and external parameters for the external source(s) of health-related data. Other information can be displayed, as is provided throughout the disclosure. Furthermore, a user is able to input additional external health-related information via user input. In various embodiments, the WMD(s) include a portable device such as a PDA, laptop computer, cell phone, and the like. In various embodiments, the WMD(s) include other external devices such as bedside monitors, desktop computers, IMD programmers, and the like.

[0076] FIG. 4 illustrates an advanced patient management (APM) system having network communication links according to various embodiments of the present subject matter. According to various embodiments, the communication links include wired links, wireless links or both wired and wireless links. Various embodiments include all of the components shown in FIG. 4, various embodiments include less than all of the components shown in FIG. 4, and various embodiments include other components than those shown in FIG. 4.

[0077] The illustrated system 400 includes at least one IMD 402, at least one external source of health data 403, at least one WMD 405 with a display 413, and at least one network infrastructure through which the other devices (also referred to within this discussion as network devices) are capable of communicating. The illustrated system includes a user input 404 to communicate with the WMD 405. In various embodiments, the WMD(s) includes a portable device such as a PDA, laptop computer, cell phone, and the like. In various embodiments, the wellness monitor device(s) include other external devices such as bedside monitors, desktop computers, IMD programmers, and the like. Examples of a network communication link includes, but is not limited to, one or more of the following: cellular telephone coupled to a portable device via the Internet, a private area branch exchange (PABX, also known as a PBX); an intranet network; an ethernet connection or other remote communication means.

[0078] The illustrated system includes a communication link between the IMD(s) 402 and the external source(s) of health-related data 403 via the network 417, a communication link between the external source(s) of health-related data 403 and the WMD(s) 405 via the network 417, and a communication link between the IMD(s) and the WMD(s) 405 via the network 417. The illustrated system includes a network interface or adapter 418. The network adapter 418 wirelessly communicates with the IMD 402 via communication link 419, and communicates with network devices through network via communication link 420. Although not expressly, other network devices include a network interface.

[0079] Various embodiments include a direction communication link as illustrated in FIG. 3 and a network communication link as illustrated in FIG. 4. The display of the WMD(s) is used to display trended parameters, such as internal health-related parameters from the IMD(s) and external health-related parameters for the external source(s)

of health-related data. Furthermore, a user is able to input additional external health-related information via user input.

[0080] FIG. 5 illustrates an advanced patient management (APM) system having network communication links according to various embodiments of the present subject matter. Various embodiments include all of the components shown in FIG. 5, various embodiments include less than all of the components shown in FIG. 5, and various embodiments include other components than those shown in FIG. 5.

[0081] The illustrated system 500 includes at least one IMD 502, at least one external source of health data 503, at least one WMD 505 with a display 513, and at least one network infrastructure 517 through which the other devices (also referred to within this discussion as network devices) are capable of communicating. The illustrated system 500 also includes direct communication connections 521 between the IMD(s) 502 and the external source(s) of the health data 503, and between the WMD(s) 505 and the IMDS(s) 502. One of ordinary skill in the art will understand, upon reading and comprehending this disclosure, that various embodiments include some direct communication connections between some components and include some network communication connections between some components.

[0082] The illustrated external source(s) of health data 503 include at least one external sensing device 522 such as a body temperature or blood pressure monitor, at least one patient history database 523, at least one web server 524, and other external sources 525. Various embodiments of the present subject matter include one or more of the illustrated external sources of health data. The illustrated WMD(s) includes a programmer 509 with a display, a portable device 508 (such as a PDA or laptop computer) with a display, or other WMD(s) 526 with a display. Various embodiments of the present subject matter include one or more of the illustrated WMDs.

[0083] FIG. 6 illustrates a perspective view of an advanced patient management (APM) system that includes an IMD 602 and a portable device 608 such as a PDA. The illustrated portable device 608 includes a display screen 627, a plurality of user operable buttons 628, and an expansion port 629 which receives and is coupled to an expansion device 630 that is designed to communicate with the IMD 602. In various embodiments, a specially designed portable device is employed with an integrated communication subsystem. A stylus 631 can be used to manually enter data using screen. Link 606 is illustrated as a bidirectional link and thus, data from IMD 602 is wirelessly telemetered to the portable device 608 through the expansion device 630. In addition, data, or programming from the portable device 608 is wirelessly telemetered from the expansion device 630 to the IMD 602.

[0084] According to various embodiments, the portable device (such as the illustrated PDA) generates a prompt at various times calling for a response in the form of a user input. A user may enter data using any of a variety of means. For example, a response may be entered using stylus, buttons, or an external keyboard. In one embodiment, portable device responds to voice commands received from a user. A prompt may be visually displayed using screen or audibly generated using an internal sound generator. Manually entered data received from a user, as well as data

received from other inputs is stored using the portable device. The data stored in the portable device is available for processing, and to tailor the therapy.

[0085] In addition to data entry, the portable device 608 provides a user with limited control over the operation of an IMD 602 in various embodiments. In various embodiments, reasonable constraints on the authority to change the operation of IMD are established and implemented by a clinician.

[0086] FIG. 7 illustrates a perspective view of an advanced patient management (APM) system that includes an IMD 702, a portable device 708 such as a PDA, and another WMD 732, such as a programmer for the IMD, networked to the PDA. The illustrated portable device includes a wireless communication antenna 733. In various embodiments, the portable device 708 is adapted for wireless access to Internet network using link 734. In various embodiments, link 734 includes a radio frequency communication link. The programmer accesses the Internet via link 735. In various embodiments, 735 link includes a dial-up modem connection, a cable modem connection, a DSL connection, an ISDN line, or other channel providing access to the Internet.

[0087] A user is able to compile contextual information regarding IMD 702, as well as himself, using the portable device 708. In various embodiments, a clinician using the programmer 732 is able to remotely access the data stored in the portable device 708 using link 735, Internet and link 734. In this manner, programmer 732 is able to wirelessly receive the data, process the data, and transmit data and code to change the future operation of the IMD 702.

[0088] FIG. 8 illustrates a perspective view of an advanced patient management (APM) system that includes an IMD 802, a portable device such as a PDA 808, and another WMD 832, such as a programmer for the IMD, directly connected to the PDA. The PDA is coupled to IMD by wireless link 836, and is further coupled to programmer by link 837 (illustrated as a communication cable).

[0089] A clinician operating programmer 832 is able to exchange data or code with the PDA 808 using link 837. Connector is a multi-conductor connector providing access to data of the PDA. It will be appreciated that link may couple the PDA to a local area network or other communication network. For example, the PDA may be connected to a public switched telephone network (PSTN) link, and thus, programmer may exchange data with portable communicator using a modem coupled to PSTN.

[0090] FIG. 9 illustrates a block diagram of an IMD according to various embodiments of the present subject matter. The illustrated IMD 902 includes a processor 938, memory 939, an update module 940 and a transceiver 941. In operation, the processor governs the operation of IMD and executes programming stored in memory. In addition to the executable program, memory also includes data storage regarding the patient and IMD. The update module operates in conjunction with processor, memory and transceiver to receive, install, and execute new instructions for execution by processor.

[0091] FIG. 10 illustrates a block diagram of a WMD, such as a portable device, a programmer and the like, according to various embodiments of the present subject matter. The illustrated WMD 1005 includes long term data

storage **1042**, an input/output **1043**, a controller **1044**, an IMD transceiver **1045**, a communication interface **1046** and a display **1047**. The long term data storage augments the data storage capacity of the memory of the IMD. In various embodiments, the storage is of a greater capacity than that of memory, is physically larger in size, and is less expensive and more robust than medical grade implantable memory.

[**0092**] The input/output, the IMD transceiver and the communication interface, in conjunction with the controller enables receipt and transmission of data from the IMD as well as data from other sources such as other WMDs, databases and the like. The IMD transceiver provides a wireless communication link between the IMD and the portable device. The display is used to, among other things, display parameters that have been acquired and trended by the system according to the present subject matter.

[**0093**] **FIG. 11** provides a brief, general description of a suitable computing environment in which the above embodiments may be implemented. The illustrated computing environment, or portions thereof, can be implemented in a WMD. Additionally, portions of the illustrated computing environment (such as the system memory and processor) can be implemented in IMDs.

[**0094**] Embodiments of the present subject matter can be described in the general context of computer-executable program modules containing instructions executed by a computing device. The term module includes hardware, firmware, software, and various combinations thereof to perform task(s) described in this disclosure, as is understood by one of ordinary skill in the art upon reading and comprehending this disclosure. Program modules include routines, programs, objects, components, data structures, etc. that perform particular tasks or implement particular abstract data types. Those skilled in the art will appreciate that the invention may be practiced with other computer-system configurations, including hand-held devices, multiprocessor systems, microprocessor-based programmable consumer electronics, network PCs, minicomputers, mainframe computers, and the like which have multimedia capabilities. The invention may also be practiced in distributed computing environments where tasks are performed by remote processing devices linked through a communications network. In a distributed computing environment, program modules may be located in both local and remote memory storage devices.

[**0095**] **FIG. 11** illustrates various embodiments of a WMD in the form of a general-purpose computing device. One of ordinary skill in the art will understand, upon reading and comprehending this disclosure, how to implement the present subject matter using other WMDs and IMDs with some of the illustrated components or other components.

[**0096**] The illustrated computing device **1148** includes a processing unit **1149**, a system memory **1150**, and a system bus **1151** that couples the system memory and other system components to processing unit. The system bus may be any of several types, including a memory bus or memory controller, a peripheral bus, and a local bus, and may use any of a variety of bus structures. The system memory includes read-only memory (ROM) and random-access memory (RAM). A basic input/output system (BIOS), stored in ROM, contains the basic routines that transfer information between components of personal computer. BIOS also contains start-up routines for the system. Various embodiments

of the computing device further include a hard disk drive for reading from and writing to a hard disk (not shown), a magnetic disk drive for reading from and writing to a removable magnetic disk, and an optical disk drive for reading from and writing to a removable optical disk such as a CD-ROM or other optical medium. Hard disk drive, magnetic disk drive, and optical disk drive are connected to system bus by a hard-disk drive interface, a magnetic-disk drive interface, and an optical-drive interface, respectively. The drives and their associated computer-readable media provide nonvolatile storage of computer-readable instructions, data structures, program modules and other data for the computing device. Those skilled in the art will appreciate that other types of computer-readable media which can store data accessible by a computer may also be used.

[**0097**] Program modules can be stored on the hard disk, magnetic disk, optical disk, ROM and RAM. Program modules may include operating system, one or more application programs, other program modules, and program data. A user may enter commands and information into personal computer through input devices such as a keyboard and a pointing device. These and other input devices are often connected to the processing unit through a serial-port interface coupled to system bus; but they may be connected through other interfaces not shown in **FIG. 11**, such as a parallel port or a universal serial bus (USB). A monitor or other display device also connects to system bus via an interface such as a video adapter. In addition to the monitor, personal computers typically include other peripheral output devices (not shown) such as speakers and printers. In one embodiment, one or more speakers or other audio output transducers are driven by sound adapter connected to system bus.

[**0098**] In various embodiments the computing device operates in a networked environment using logical connections to one or more remote devices such as remote computer. Examples of remote computers include a personal computer (PC), a server, a router, a network PC, a peer device, or other common network node. In various embodiments, the remote computer includes many or all of the components described above in connection with the computing device; however, only a storage device is illustrated in **FIG. 11** to simplify the disclosure. The logical connections depicted in **FIG. 11** include local-area network (LAN) and a wide-area network (WAN). Such networking environments exist in offices, enterprise-wide computer networks, intranets and the Internet. The computing device connects to local network through a network interface or adapter in various embodiments, and to a WAN/Internet network through a modem or other means for establishing communications over network.

[**0099**] Various embodiments of the present subject matter are illustrated in **FIGS. 12-27** and are discussed below. One of ordinary skill in the art will understand, upon reading and comprehending this disclosure, that these embodiments are not necessarily mutually exclusive as various embodiment can be combined or otherwise modified to create other embodiments. One of ordinary skill in the art also will understand, upon reading and comprehending this disclosure, that various elements shown and described with respect to one or more of **FIGS. 1-11** are capable of being combined with various elements shown and described with respect to one or more of **FIGS. 12-27**.

[0100] Acquisition, Trending and Displaying Health-Related Parameters

[0101] FIGS. 12-16 illustrate various embodiments of the present subject matter related to acquiring, trending and displaying health-related parameters. In various embodiments, an IMD acquires, trends and displays a variety of parameters pertinent to the health status of a patient.

[0102] FIG. 12 illustrates a block diagram of a device for acquiring, trending and displaying multiple health-related parameters according to various embodiments of the present subject matter. The device 1252 acquires available parameters from available sources. In various embodiments, the device 1252 includes a WMD such as a portable device, a programmer and the like. In various embodiments, the device 1252 includes an IMD. For example, potentially available sources include an IMD parameter collection 1253 (internal health-related parameters such as internal physiological measurements, applied therapy, device performance, and the like), an external parameter collection 1254 (external parameters such as external physiological and environmental measurements, databases, and the like), and a user input parameter collection 1255 (voluntary data). User inputs can be considered to be an external health-related parameter. However, for purposes of the description with respect to FIG. 12, external parameter collection and user input parameter collection are considered separately.

[0103] In various embodiments, the IMD parameter collection 1253 includes at least one of a physical parameter type, a physiological/pathological parameter type, a mental/emotional parameter type, a diet parameter type, an environmental parameter type, a symptom parameter type, and a medical compliance type. In various embodiments, the IMD is gathers information from an external device or sensor in order to gather certain parameter types. Furthermore, the IMD is capable of acquiring medication compliance by monitoring a measurable parameter correlated to compliance. For example, blood pressure is monitored to verify that a patient is compliant with hypertensive medications. The IMD is also capable of acquiring environmental data, such as barometric pressure using an implanted pressure sensor and such as relative temperature changes using an implanted temperature sensor near the surface of the skin.

[0104] One definition of mental is of or relating to the mind. One definition of emotional is relating to or marked by an emotion (a strong feeling, aroused mental state, or intense state of drive or unrest, which may be directed toward a definite object and is evidenced in both behavior and in psychologic changes, with accompanying autonomic nervous system manifestations). One definition of physiological is normal, as opposed to pathologic. One definition of pathological is diseased. Other definitions can be used consistently with respect to these terms.

[0105] In various embodiments, the external parameter collection 1254 includes one or more of a mental/emotional parameter type, an environmental parameter type and a diet parameter type. In various embodiments, the external parameter collection 1254 includes a physical parameter type, a physiological/pathological parameter type, a symptom parameter type, and/or a medication compliance parameter type. The external parameter collection can include any one or any combination of the above parameter types according to embodiments of the present subject matter.

[0106] In various embodiments, the user input parameter collection 1255 includes one or more of a mental/emotional parameter type, an environmental parameter type and a diet parameter type. In various embodiments, the user input parameter collection 1255 includes a physical parameter type, a physiological/pathological parameter type, a symptom parameter type, and/or a medication compliance parameter type. The user input parameter collection can include any one or any combination of the above parameter types according to embodiments of the present subject matter.

[0107] Examples of a physical parameter type include, but are not limited to, parameters related to activity, posture, and sleep. Examples of a mental/emotional parameter type include, but are not limited to, parameters related to stress, excitement, anger, anxiety (such as may be detected via sighing), and depression. Examples of physiological/pathological parameter types include, but are not limited to, parameters related to blood pressure, respiration rate and patterns, and medical test results. Examples of environmental parameter types include, but are not limited to, parameters related to altitude, temperature, air quality, pollen count, and humidity. Examples of diet parameter types include, but are not limited to, parameters related to sodium intake, fluid intake and lipid intake. Examples of symptom parameter types include, but are not limited to, parameters related to pain, dyspnea and fatigue. In various embodiments, a symptom can be considered to be, for example, a patient-perceived condition based on frequency, severity and/or repetition. Examples of medication compliance parameter types include, but are not limited to, parameters related to drug administration such as drug type, dosage and time. Examples of drug type includes insulin, beta-blockers, diuretics and the like.

[0108] Health-related parameters are acquired from various sources. In various embodiments, a number of parameters are acquired from IMD, and from external sources such as external parameter collections (programmer, web servers, patient databases, external sensors, etc.) and user input parameter collections (answered questions, etc.). The parameter trends are displayed in a single display area of at least one of the WMDs.

[0109] In various embodiments, available parameters are acquired at module 1256. The acquired parameters are processed according to a procedure implemented in software. In various embodiments, the software automatically acquires those health-related parameters deemed to be useful based on a potential health condition. In various embodiments, the software instructions provide a procedure, when operated on by a processor, which automatically determines a potential health condition, and thus additional parameters to be acquired, from previously acquired parameters. Thus, the present subject matter is capable of automatically and intelligently acquiring additional parameters to confirm and/or dismiss an initial diagnosis.

[0110] In various embodiments, module 1257 includes software instructions that, when operated on by a processor, provide a procedure that automatically trends the acquired parameters. The trending procedure analyzes the parameters as a function of time or other measured parameter. In various embodiments, module 1258 allows a user to select parameter trends to be displayed in a single display area. Module 1259 is used to display representations in a single display

area. In various embodiments in which device **1252** includes a WMD, module **1259** displays the representation on a display of the WMD. In various embodiments in which device **1259** includes an IMD, module **1259** transmits a signal for reception by a display device to display the representation on the display device.

[0111] In various embodiments, the acquired data and trends are analyzed to select an updated program or specify updated operational parameters for the IMD. The updated program or operational parameters are capable of being transferred and implemented by IMD.

[0112] FIG. 13 illustrates a block diagram of a wellness trending display generally illustrating parameter trends available for display according to various embodiments of the present subject matter. In various embodiments of the display **1360**, trends associated with at least one of a physical parameter type **1361**, a physiological/pathological parameter type **1362**, a mental/emotional parameter type **1363**, an environmental parameter type **1364**, a diet parameter type **1365**, a symptom parameter type **1366** and a medication compliance parameter type **1367** (and various combinations of a physical parameter type, a physiological/pathological parameter type, a mental/emotional parameter type, an environmental parameter type, a diet parameter type, a symptom parameter type and a medication compliance parameter type) are available to be displayed in a single wellness trending display area **1360**.

[0113] In various embodiments, parameters available to be displayed that are associated with a physical parameter type include, but are not limited to, parameters related to activity, posture, and sleep. In various embodiments, parameters available to be displayed that are associated with a mental/emotional parameter type include, but are not limited to, parameters related to stress, anxiety (such as may be detected via sighing), excitement, anger and depression. In various embodiments, parameters available to be displayed that are associated with a physiological/pathological parameter type include, but are not limited to, parameters related to blood pressure, respiration rate and patterns, and medical test results. In various embodiments, parameters available to be displayed that are associated with an environmental parameter type include, but are not limited to, parameters related to altitude, temperature, air quality, pollen count and humidity. In various embodiments, parameters available to be displayed that are associated with a diet parameter type include, but are not limited to, parameters related to sodium intake, fluid intake and lipid intake.

[0114] FIG. 14 illustrates a block diagram of a wellness trending display illustrating an arrangement for selecting and displaying parameter trends according to various embodiments of the present subject matter. In the illustrated embodiment, the screen display **1460** of the WMD includes a patient health trend area **1468A**, a device trend area **1468B**, and a trend display area **1468C**. In various embodiments, the screen display includes a time indicator **1469** and an event identifier **1470**. The event identifier is used to display predetermined events. In various embodiments, significant events include events that are clinically important in themselves, those events that may trigger clinically important changes, and/or those events that explain clinically important changes. The illustrated screen display promotes the correlation of various parameter trends to various predeter-

mined events. The correlation of various parameter trends is useful to diagnose and treat various health conditions.

[0115] In various embodiments, various trended parameters from the patient health trend area and from the device trend area are capable of being displayed in the trend display area. In various embodiments, a user is capable of selecting the displayed parameters and/or is capable of modifying the scale, arrangement and/or other display characteristic.

[0116] The illustrated patient health trend area **1468A** includes a physical parameter type **1461**, a physiological/pathological parameter type **1462**, a mental/emotional parameter type **1463**, an environmental parameter type **1464**, a diet parameter type **1465**, a symptom parameter type **1466** and a medication condition parameter type **1467**. In various embodiments, selecting the parameter type displays a second window for selecting a particular parameter associated with that parameter type. For example, selecting the physical parameter type button displays available physical parameters for display such as activity, posture and sleep. Other embodiments provide other ways for a user to select the parameters to be displayed.

[0117] The illustrated device trend area **1468C** includes parameters associated with the device that can affect the sensed parameters or that otherwise provide context to the sensed parameters. In various embodiments of the present subject matter which include a pulse generator IMD, the device trend area includes battery impedance **1471**, lead impedance **1472**, and percent pacing **1473**. One of ordinary skill in the art will understand, upon reading and comprehending this disclosure, the significance of device trends such as battery impedance, lead impedance, percent pacing and the like. One of ordinary skill in the art will further understand, upon reading and comprehending this disclosure, the desirability of correlating device trends with the patient health trends.

[0118] A number of parameters trends, shown as trend **1**, trend **2** . . . trend **n**, are capable of being displayed in the trend display area **1468B**. The trends are plotted as a function of time, which is illustrated at **1469**. In various embodiments, and event identifier, represented at **1470**, is also displayed in the trend display area. The event identifier displays predetermined events that occurred at various times, and assists with determining causes for changes in the displayed parameter trends.

[0119] FIG. 15 illustrates an example of a wellness trending display. In the illustrated embodiment, the screen display of the wellness monitor device includes a patient health trend area **1566**, a device trend area **1568**, and a trend display area **1567**.

[0120] In the illustrated embodiment, a number of patient health parameter trends are accessible in the patient health trend area, including mean resting heart rate trends, an activity trends, standard deviation of averaged normal-to-normal (SDANN) interval trends, percent atrial fibrillation (AF) trends, intrinsic PR interval trends (the period of time from the onset of the P wave (atrial depolarization) to the onset of the QRS complex (ventricular depolarization)), autonomic balance trends, and mean resting respiratory trends.

[0121] SDANN is a particular measure of heart rate variability (HRV) that is based on 24 hour recordings of heart-

beats. SDANN is computed by determining average heart rate over a given interval (e.g. five (5) minute intervals), and taking the standard deviation of the heart rates. Preferably, the SDANN measure uses every interval during the day assuming that all of the intervals provide good recordings. For example, there are 288 5-minute periods during a day. If all of the intervals provide good recordings, the SDANN is the standard deviation of these 288 averages. However, since all of the recordings may not be good throughout the 24 hour day, the SDANN is computed from the good portions of the recording.

[0122] Upon reading and understanding this disclosure, those skilled in the art will readily understand the value of the heart rate, percent atrial fibrillation, autonomic balance, and respiratory trends in the context of patient wellness. The intrinsic PR interval is useful to determine optimal cardiac resynchronization therapy in heart failure patients.

[0123] In the illustrated embodiment, a number of device trends **1568** are accessible in the device trend area, including percent ventricular pacing trends, atrial lead impedance trends, RV lead impedance trends, LV lead impedance trends, atrial intrinsic amplitude trends, right ventricular amplitude trends, and left ventricular amplitude trends. Upon reading and comprehending this disclosure, those skilled in the art will readily understand the value of the parameters in assessing device functionality and thereby the ability of the device to deliver proper therapy.

[0124] Labels are provided in **FIG. 15** to illustrate the correlation between various parameter trends and various predetermined events. For example, programming the IMD, as indicated by the event identifier, resulted in a lower resting mean heart rate and an increased activity. U.S. Pat. No. 6,021,351, issued to Kadhiresan et al. and entitled Method and Apparatus For Assessing Patient Well-Being, describes an example of an activity. U.S. Pat. No. 6,021,351 is assigned to Applicant's assignee, and is hereby incorporated by reference in its entirety. The illustration also shows that a ventricular tachycardia (VT) shock therapy did not significantly affect the heart rate or activity, but that atrial fibrillation (AF>15%) significantly worsened the patient's health status as indicated by an increased resting mean heart rate and a decreased activity. One of ordinary skill in the art will understand, upon reading and comprehending this disclosure, that other parameters and predetermined events can be acquired and displayed to illustrate the correlation between various parameter trends and various predetermined events.

[0125] **FIG. 16** illustrates a block diagram according to various aspects of the present subject matter in which a diagnostic context is provided to assist with interpreting the health condition of the patient, and to appropriately adjust the device and/or medical therapy, accordingly. The patient diagnostics **1669** and the diagnostic context **1670** are capable of being acquired using a variety of IMD and external sources, such as those provided throughout this disclosure. A number of patient diagnostics and diagnostic contexts are provided in **FIG. 15**, and will not be repeated in this specification.

[0126] In the illustrated embodiment, the diagnostic context **1670** is used as an input in forming the patient diagnosis **1669**. The diagnostic context and the patient diagnostics provide inputs to titration algorithms **1671**, which are used

to determine an appropriate device therapy based on the diagnosis and the context of the diagnosis. The titrated settings for the device therapy are implemented by the device at **1672**. At **1673**, various trends, reports and/or alerts/alarms are determined based on the patient diagnostics. A physician **1674** receives these various trends, reports and/or alerts/alarms, along with other data **1675** such as clinical exams, clinical data, medical history and the like. Based on the available information, the physician is able to adjust (or titrate) the device therapy **1672** and/or the medical therapy **1676**.

[0127] Defining, Identifying and Using Predetermined Health-Related Events

[0128] **FIGS. 17-19** illustrate various embodiments of the present subject matter related to defining, identifying and using predetermined health-related events. In various embodiments, a device such as a WMD or IMD defines, identifies, displays and triggers actions based on a predetermined health-related event. In various embodiments, the predetermined events include significant events that are clinically important. Significant events includes those events that are clinically important in themselves (such as ventricular fibrillation), those events that trigger an important change (such as loss of ventricular pacing) or those events that explain a change (such as increased anxiety).

[0129] **FIG. 17** illustrates a method for managing a patient's health by defining, detecting and using predetermined health-related events, according to various embodiments of the present subject matter. At **1777**, predetermined events are defined. In various embodiments, predetermined events are significant health-related events, such as events that are clinically important in themselves, events that trigger a change, and/or events that explain a change. Examples of predetermined events includes device (e.g. IMD) therapy changes initiated by the device and/or clinician, a drug therapy change initiated by the device and/or clinician, arrhythmic events, changes in trended parameters, and autonomously-identified parameter correlations.

[0130] At **1778**, predetermined health-related events are detected based on health-related parameters. In various embodiments, the health-related parameters are acquired through IMD sensors, external sensors, external data sources such as patient databases, and/or manual data inputs. At **1779**, the detected event is recorded in a time log. In various embodiments, a time stamp is associated with the event to record the time of the event.

[0131] At **1780**, an action is triggered based on the detected events. In various embodiments, the triggered action includes a change in device therapy, an alarm and/or a display or report of the predetermined events along with trended health-related parameters. In various embodiments, the triggered action includes initiating a signal for use within the device(s) that detected the events for transmission for use by other device(s).

[0132] **FIG. 18** illustrates a device (such as a WMD or IMD) for monitoring a patient's health condition that is capable of detecting predetermined health-related events, according to various embodiments of the present subject matter. The illustrated device includes a parameter acquisition module **1881** to acquire health related parameters. These health-related parameters can include IMD param-

eters (whether sensed or device interrogated), and parameters from external data sources such as sensors and databases. Various embodiments acquire various health-related parameters that are provided throughout this disclosure. The illustrated device **1852** further includes a predetermined event detection module in communication with the parameter acquisition module. The predetermined event detection module **1882** communicates with the parameter acquisition module **1881** to determine whether the health-related parameter(s) correspond to at least one of the number of predetermined events. The illustrated device further includes an action trigger module **1883** to communicate with the predetermined event detection module and trigger at least one action appropriate for a detected predetermined event.

[0133] **FIG. 19** illustrates a wellness monitoring device (WMD) for monitoring a patient's health condition that is capable of detecting predetermined health-related events, according to various embodiments of the present subject matter. The illustrated device **1952** includes a communication module **1984**, a parameter acquisition module **1981**, an input module **1985**, a predetermined event definition module **1986**, a timer module **1987** and a predetermined event detection module **1982**. In operation, the modules perform the functions as described below.

[0134] The communication module **1984** receives at least one health-related parameter. The parameter acquisition module **1981** communicates with the communication module to acquire the at least one health-related parameter. The input module **1985** receives manual input data, such as data for defining predetermined events and/or parameters to be acquired by the parameter acquisition module **1981** through a communication link. The predetermined event definition module **1986** communicates with the input module **1985** and/or a memory storage that contains a set of predetermined health-related events **1988** to define a number of predetermined events for the patient's health condition. The predetermined event detection module **1982** communicates with the parameter acquisition module **1981** and the predetermined event definition module **1986** to determine that the health-related parameter(s) correspond to at least one of the number of predetermined events. The predetermined event detection module **1982** further communicates with the timer module **1987** to associate a time with the at least one of the number of predetermined events.

[0135] Various embodiments of the present subject matter include an action trigger module **1983** in communication with the predetermined event detection module. The action trigger module **1983** is adapted to trigger a desired action based on a detected predetermined event. In various embodiments, the action trigger is adapted to provide a signal to display the detected predetermined event along with a trend for the at least one health related parameter. In various embodiments, the device includes a display on which the predetermined event and the trend for the at least one health related parameter are displayed. In various embodiments, the signal is transmitted to another device with a display on which the predetermined event and the trend for the at least one health related parameter are displayed. In various embodiments, the action trigger is adapted to provide a signal to send an alarm in response to the detected predetermined event. Various embodiments of the present subject

matter include an action trigger to provide a signal to change device therapy in response to the detected predetermined event.

[0136] The health-related parameters acquired by the parameter acquisition module **1981** are capable of including IMD parameters or health-related parameters from an external data source such as external sensors, patient history databases, databases accessible through a global computer network (e.g. Internet), and user inputs (e.g. manual inputs from a patient and/or clinician).

[0137] **Reporting Multiple Health-Related Parameters**

[0138] **FIGS. 20-21** illustrate various embodiments of the present subject matter related to reporting multiple health-related parameters. Various embodiments of the present subject matter provide a number of methods for transferring trended data, predetermined events and alerts to a clinician. In various embodiments, this type of information is capable of being displayed on a programmer screen or being otherwise used by a WMD and/or IMD within an advanced patient management system, such as those described within this disclosure, for example. This information is filtered in various embodiments of the present subject matter such that only the most relevant or clinically useful information is displayed or otherwise used.

[0139] **FIG. 20** illustrates a method for reporting multiple parameters related to a health condition of a patient, according to various embodiments of the present subject matter. At **2088**, a number of trended health-related parameters are acquired. In various embodiments, the trended health-related parameters include any of the various parameters described within this disclosure. In various embodiments, acquiring the trended health-related parameters includes acquiring parameters and trending the acquired parameters. At **2089**, a number of predetermined events are acquired. In various embodiments, the predetermined events include events that are clinically important in themselves, events that trigger a change, or events that explain a change. In various embodiments, acquiring predetermined events include determining that the event is a significant health-related event as provided elsewhere in this disclosure. At **2090**, a number of alerts are acquired. In various embodiments, acquiring alerts includes determining alerts. Alerts in various embodiments of the present subject matter include device-initiated alerts, patient-initiated alerts, and clinician-initiated alerts. Additionally, alerts in various embodiments of the present subject matter include alerts directed to the patient and alerts directed to a clinician.

[0140] At **2091**, the present subject communicates at least one of the parameters, events and/or alerts. Various embodiments prioritize or characterize the relevance of the parameters, events and/or alerts, and appropriately communicate the information according to the relevance of the information. In various embodiments, the parameters, events and/or alerts are communicated in a report-like manner. Various embodiments of the present subject matter communicate the parameters, events and/or alerts incorporating a variety of communication technologies provided in this disclosure. In various embodiments, the communication displaying the parameters, events and/or alerts, providing an alarm signal with respect to the parameters, events and/or alerts, transmitting an e-mail, transmitting a telefax, placing a telephone call, and conducting wireless communication.

[0141] FIG. 21 illustrates a wellness monitoring device (WMD) for monitoring a patient's health condition that is capable of prioritizing communication of health-related parameters, according to various embodiments of the present subject matter. The illustrated device 2152 includes a communication module 2184, a parameter acquisition module 2181, an input module 2185, a predetermined event definition module 2186, a timer module 2187, a predetermined event detection/acquisition module 2182, and an alert acquisition module 2192. In operation, the modules perform the following functions. The communication module 2184 receives at least one health-related parameter. The parameter acquisition module 2181 communicates with the communication module 2184 to acquire the at least one health-related parameter. The input module 2185 receives manual input data, such as data for defining predetermined events and/or parameters acquired by the parameter acquisition module 2181 through a communication link. The predetermined event definition module 2186 communicates with the input module 2185 to define a number of predetermined events for the patient's health condition. The predetermined event detection/acquisition module 2182 communicates with the parameter acquisition module 2181 and the predetermined event definition module 2186 to determine that the health-related parameter(s) correspond to at least one of the number of predetermined events. The predetermined event acquisition module 2182 further communicates with the timer module 2187 to associate a time with the at least one of the number of predetermined events. The alert acquisition module 2192 communicates with the predetermined event acquisition module 2182 and with an alert definition module 2193 to determine alerts from, among other things, the acquired predetermined events.

[0142] Various embodiments of the present subject matter include an output communication module 2194 in communication with the alert acquisition module 2192, the predetermined event acquisition module 2182 and the parameter acquisition module 2181. In various embodiments, the output communication module 2194 is in communication with a priority filter 2195 for characterizing or classifying the relevance of the parameter(s), event(s) and/or alert(s). The output communication module 2194 is adapted to appropriately communicate the parameter(s), event(s) and/or alert(s) using various communication technologies based on their relevance.

[0143] One of ordinary skill in the art will understand, upon reading and comprehending this disclosure, how to acquired parameters, events and/or alerts using an IMD, and transmitting a communication signal represented the acquired parameters, events and/or alerts from the IMD to assist with managing a patient's health.

[0144] Environmental Data

[0145] FIG. 22 illustrates various embodiments of the present subject matter related to reporting environmental data. Various embodiments of the present subject matter automatically acquire and present environmental data to the attending physicians and/or patients for disease diagnosis and therapy decision making. For example, chronically ill patients can be very sensitive to the environment changes such as air quality and temperature. Patients who have respiratory disorders secondary to cardiovascular diseases (e.g. HF) may be vulnerable to certain environmental con-

ditions. For example, acute exacerbation sometimes can be attributed to environmental changes. In various embodiments, a device (such as an IMD and/or WMD) is able to automatically acquire environmental data and provide such information in correlation to other measurements of the patient conditions to the clinician and/or patient.

[0146] FIG. 22 illustrates a device (such as a WMD or IMD) for monitoring a patient's health condition that is capable of synthesizing environmental parameters with implantable medical device (IMD) parameters, according to various embodiments of the present subject matter. Examples of environmental parameter types include, but are not limited to, parameters related to altitude, temperature, air quality, pollen count, and humidity. The illustrated device 2252 includes a first communication module 2296 for receiving IMD parameters, and a second communication module 2297 for receiving environmental parameters from a source of environmental parameters (such as an external sensor or a database). The device includes a correlation module 2298 that receives the IMD parameter(s) and the environmental parameter(s), and correlates the environmental parameters with the IMD parameters.

[0147] Various embodiments of the present subject matter include an action trigger module 2283 in communication with the correlation module 2298. The action trigger module 2283 is adapted to trigger a desired action based on the IMD parameter(s) and the environmental parameter(s). In various embodiments, the action trigger module 2283 is adapted to provide a signal to display the correlation between the IMD parameter(s) and the environmental parameter(s).

[0148] In various embodiments, the device 2252 includes a display on which the correlation between the IMD parameter(s) and the environmental parameter(s) is displayed. In various embodiments, the signal is transmitted to another device with a display on which the correlation between the IMD parameter(s) and the environmental parameter(s) is displayed. In various embodiments, the action trigger is adapted to provide a signal to send an alarm in response to the correlation between the IMD parameter(s) and the environmental parameter(s). Various embodiments of the present subject matter include an action trigger module 2283 to provide a signal to change device therapy in response to the correlation between the IMD parameter(s) and the environmental parameter(s).

[0149] In various embodiments, the device 2252 further includes a third communication module 2299 to receive IMD position parameters. Thus, for example, in an embodiment in which the second communication module is accessing environmental parameter(s) from a database of regional environmental parameters, the present subject matter is capable of determining the appropriate region for which to retrieve environmental parameters. Additionally, in various embodiments, the IMD position parameters include parameters indicative of altitude. According to various embodiments, the IMD position parameters are generated using cellular technology to determine a cell region, GPS technology, and manual data inputs.

[0150] Various embodiments of the present subject matter relate to an advanced patient management system. In various embodiments, the system includes at least one implantable medical device (IMD) to acquire at least one IMD parameter indicative of patient wellness, means to acquire at least one

environmental parameter from at least one external source, and means to factor in the at least one environmental parameter in the advanced patient management system. In various embodiments, the environmental parameter is factored in by adjusting the IMD parameter based on the at least one environmental parameter. In various embodiments, the environmental parameter is factored in by adjusting a display of the IMD parameter. In various embodiments, the environmental parameter is factored in by adjusting IMD-provided therapy (such as electrical therapy, drug therapy, and the like). A number of environmental parameter types are acquired in various embodiments. Examples of these environmental types include altitude, temperature, air quality, pollen counts, humidity, and pressure. In various embodiments, the IMD parameter(s) and/or the environmental parameter(s) are trended and/or correlated, as provided in this disclosure.

[0151] Identifying, Displaying and Assisting in Correlating Health-Related Data

[0152] FIG. 23 illustrates various embodiments of the present subject matter related to identifying, displaying and assisting in data correlation. One definition of correlation is a relation existing between phenomena or things or between mathematical or statistical variables which tend to vary, be associated, or occur together in a way not expected on the basis of chance alone. Correlating data involves showing a reciprocal, mutual, and/or causal relationship among the data.

[0153] Various embodiments of the present subject matter provide methods of correlating, or assisting in the correlation of, trended data, predetermined events and other actions taken by the system (such as an alert transmitted to the clinician). Various embodiments of the present subject matter autonomously identify correlations and display the identified correlations. For example, various embodiments determine correlations without human intervention. In various embodiments, the present subject matter assists the clinician in correlating the information by displaying the data in an appropriate manner. Cause and effect relationships that are suitable for use in treating patients can be established by correlating data items.

[0154] FIG. 23 illustrates a device (such as a WMD or IMD) for monitoring a patient's health condition that is capable of correlating trended parameters, predetermined events, and alerts, according to various embodiments of the present subject matter. The illustrated device 2352 includes a first data input 2301 to receive trended health-related parameter(s), a second data input 2302 to receive predetermined event(s) associated with a patient's health, and a third data input 2303 to receive alert(s) associated with a patient's health. According to various embodiments of the present subject matter, the health-related parameters, the predetermined events, and the alerts include any of the health-related parameters, the predetermined events, and the alerts provided throughout this disclosure.

[0155] The device 2352 includes a correlation module 2304 in communication with the first data input 2301, the second data input 2302, and the third data input 2303. The correlation module 2304, which in uses various correlation algorithms 2305 in various embodiments, is adapted to correlate at least one of one or more trended health-related parameters, one or more health-related predetermined

events, and one or more health-related alerts. In various embodiments, the correlation module 2304 is adapted to trigger an action. In various embodiments, the action is automatically triggered based on the correlation. In various embodiments, the correlation module automatically triggers an IMD therapy change based on the correlation. In various embodiments, the correlation module automatically displays the correlation. For example, a cursor or other indicator can be used to highlight the correlation.

[0156] Those versed in the art will understand, upon reading and comprehending this disclosure, how to incorporate various well known techniques for computing correlations between two or more data sources. For example, in the case of providing correlations between two data sources, Pearson's product-moment correlations is one example of a type of correlation that may be computed. In the case of three or more data sources, multivariate correlation techniques may be employed.

[0157] According to various embodiments of the present subject matter, the choice of which data sources to correlate is based on knowledge of physiological coupling between the sources. According to various embodiments, the choice of which data sets to correlate and the time durations(s) over which the correlations are computed is determined at the start of monitoring, and is either the same for each patient, or is tailored to individual patients based on the physicians' knowledge of the patient's condition. In various embodiments, the decisions of which parameters to correlate with each other may be dynamically selected based on ongoing IMD or WMD monitoring of the patient's physiology.

[0158] Composite Parameter Indices

[0159] FIGS. 24-26 illustrate various embodiments of the present subject matter related to defining, identifying and utilizing composite parameter indices. A composite parameter is a parameter created by combining two or more parameter inputs. For example an exercise conditioning composite parameter is generated by dividing a heart rate by an activity level. A lower exercise condition composite parameter indicates that a patient is in better condition. Various embodiments of the present subject matter provide composite parameters that function as trended parameters in various manner in which the trended parameters are used, as provided throughout this disclosure. A composite parameter is capable of being used in any way a raw parameter is used, such as displaying, correlating, defining predetermined events, defining alerts, and the like.

[0160] FIG. 24 illustrates a method to generate composite parameters for use in managing a patient's health, according to various embodiments of the present subject matter. The method illustrates a first parameter 2406 and a second parameter 2407 being operated on to form a composite parameter 2408. One or ordinary skill in the art will understand, upon reading and comprehending this disclosure, that the operation denoted at 2409 can be any number of mathematical and/or logical operations. For example, the composite parameter 2408 can be formed by multiplying the first parameter 2406 and the second parameter 2407, or can be formed by dividing the second parameter 2407 into the first parameter 2406. More complex mathematical and/or logical operations can be used to generate the composite index.

[0161] FIG. 25 illustrates a method to generate composite parameters for use in managing a patient's health, according

to various embodiments of the present subject matter. The method illustrates a number of parameters (1, 2, P) and a number of composite parameters (1, 2, C) that are capable of being combined to form one or more composite parameters 2508. Thus, the present subject matter is capable of generating a composite parameter from any number of health-related parameters, from any number of previously-determined composite parameters, or from any combination of one or more parameters and one or more composite parameters.

[0162] In various embodiments, the parameters include IMD-measured parameters and/or IMD-interrogated parameters. IMD-interrogated parameters include, for example, parameters related to a device status such as battery or lead impedance. In various embodiments, the parameters include user-inputted parameters provided by a patient, clinician or other person.

[0163] Various embodiments of the present subject matter combine two or more health-related parameters related to a body system to generate a composite parameter that is indicative of the health of the body system. For example, respiratory rate, tidal volume, maximum oxygen consumption (VO₂) and periodic breathing parameters relate to a respiratory system. These parameters can be used to generate a single composite parameter index that provides a health indication concerning the respiratory system. Another example uses an average heart rate and an activity parameter to generate a composite parameter index indicative of physical conditioning. Other examples use cardiac output and vascular pressures to measure vascular resistance. Another example measures respiration and heart rate to measure respiratory sinus arrhythmia.

[0164] In various embodiments, the composite index is displayed with trended health-related parameter(s), predetermined event(s) and/or alert(s). In various embodiments, the composite parameter is used to define a predetermined health-related event. In various embodiments, the composite parameter is used to define a clinician alert. In various embodiments, the composite parameter is used to modify device therapy.

[0165] FIG. 26 illustrates a device (such as a WMD or IMD) for monitoring a patient's health condition that is capable of generating composite parameters, according to various embodiments of the present invention. The illustrated device 2652 includes a data input 2610 to receive two or more health-related parameters and a composite generating module 2611 in communication with the data input 2610. In operation, the composite generating module 2611 receives the health-related parameters and generates a composite parameter using the health-related parameters. The composite generating module 2611 is capable of performing any number of mathematical and/or logical operations, such as that denoted at 2409 in FIG. 24. In various embodiments, the composite generating module 2611 is capable of combining one or more composite parameters (represented by line 2612) with one or more health-related parameters to form other composite parameters.

[0166] Various embodiments provide various composite parameters. A number of these composite parameters are identified below. The identified composite parameters is not intended to be an exclusive list of the available composite parameters.

[0167] In a first example, a composite parameter indicative of systemic vascular resistance (SVR) is generated using an acquired cardiac output parameter (C.O.), a mean arterial pressure parameter (P_{ART}), and a mean right atrial pressure parameter (P_{RA}). In various embodiments, the SVR composite parameter is provided by:

$$SVR = \frac{P_{ART} - P_{RA}}{C.O.}$$

[0168] In a second example, a composite parameter indicative of pulmonary vascular resistance (PVR) is generated using an acquired cardiac output parameter (C.O.), a mean pulmonary artery pressure parameter (P_{PA}), and one of a mean pulmonary capillary wedge pressure parameter (P_{CW}) and a mean left atrial pressure parameter (P_{LA}). In various embodiments, the PVR composite parameter is provided by:

$$PVR = \frac{P_{PA} - P_{CW}}{C.O.}, \text{ or}$$

$$PVR = \frac{P_{PA} - P_{LA}}{C.O.}$$

[0169] In a third example, a composite parameter indicative of respiratory sinus arrhythmia (RSA) is generated using an acquired heart rate parameter (P_{HR}) and a parameter related to instantaneous lung volume (P_{LV}). For example, a trans-thoracic sensor can be used in the acquisition. In various embodiments, the RSA composite parameter is provided by:

$$RSA = f(P_{HR}, P_{LV}).$$

[0170] In a fourth example, a composite parameter indicative of a degree of dyspnea (D) is generated using an acquired respiration rate parameter (P_{RR}) and a tidal volume parameter (P_{TV}). In various embodiments, the dyspnea composite parameter is provided by:

$$D = \frac{P_{RR}}{P_{TV}}$$

[0171] Context may temporarily affect the physiological condition of a monitored patient. A patient context (or body-related concept), for example, may include posture, activity level, mental/emotional state and the like. Examples of patient contexts include sleeping or lying down, running, and driving. An environmental context (or external factor), for example, may include ambient temperature, sound level and the like. The concept of context has previously been discussed with respect to FIG. 16.

[0172] In various embodiments, the context is correlated with the physiologic measurements. In various embodiments, measurements are taken only for certain contexts so as to provide a repeatable baseline. For example, it is preferred to measure some parameters when a patient is at rest or in a known position. Thus, repeatable composite parameters can be generated. This is useful to determine

trends or deviations from normal values. Additionally, various embodiments determine the context to provide an appropriate therapy for a contextual situation.

[0173] The following commonly-assigned patent applications refer to the use of multiple parameters and are herein incorporated by reference in their entirety: "Implantable Cardiac Rhythm Management Device For Assessing Status of CHF Patients," Ser. No. 09/434,009, filed Nov. 4, 1999, now U.S. Pat. No. 6,275,727; "Method and Apparatus For Determining Changes In Heart Failure Status," Ser. No. 10/001,223, filed Nov. 15, 2001; and "Cardiac Rhythm Management Systems and Methods Predicting Congestive Heart Failure Status," Ser. No. 10/213,268, filed Aug. 6, 2002. The following commonly-assigned patent application refers to context and is herein incorporated by reference in its entirety: "Methods and Devices For Detection of Context When Addressing A Medical Condition of a Patient", Ser. No. _____, filed Oct. 11, 2002 (Attorney Docket 13569.0054US01).

[0174] Triageing Health-Related Data

[0175] FIGS. 27-28 illustrates various embodiments of the present subject matter related to triaging health-related data in an advanced patient management system. Various embodiments of the present subject matter provide one or more devices (such as IMD, WMD, programmer and the like) with the ability to rank the severity of predetermined events. This ranking is used to prioritize the processing of the predetermined events and respond in an appropriate manner. For example, the system can be designed such that a modest increase in heart rate holds a lower priority and is related to the clinician at a next patient followup; whereas a sudden increases in weight (which may be associated with acute decompensation in a heart failure patient) may be assigned a higher priority and immediately be communicated to the clinician through various communication means.

[0176] FIG. 27 illustrates a method to triage predetermined events for use in managing a patient's health, according to various embodiments of the present subject matter. At 2713, predetermined events are acquired. At 2714, the acquired predetermined events are classified, ranked, sorted or filtered according to severity. At 2715, an action is triggered based on the severity of the predetermined event. According to various embodiments, the action includes one or more of displaying the predetermined event to a clinician at a patient followup visit 2716, alerting a clinician of the predetermined event at a patient followup visit 2717, initiating an alert for the patient 2718, altering device therapy 2719, and initiating an alert (such as a prompt emergency alert) to the clinician using an advance patient management system 2720. In various embodiments, the above-identified actions are performed for predetermined events that have been classified for increasing severity such that action 2716 is performed for a less severe event than action 2717, which is performed for a less severe event than action 2718, which is performed for a less severe event than action 2719, which is performed for a less severe event than action 2710. Other actions can be performed according to the severity of the predetermined event.

[0177] In various embodiments, the available actions to be performed are associated with various severity levels for predetermined events. This information is stored in a computer-readable memory such that a device is capable of performing an action that is associated with a detected predetermined event.

[0178] FIG. 28 illustrates a device (such as a WMD or IMD) for monitoring a patient's health condition that is capable of classifying a number of predetermined events according to severity, and performing a system action based on the classification, according to various embodiments of the present subject matter. The illustrated device 2852 includes an input module 2821 and a triage module 2822.

[0179] In various embodiments, the input module 2821 acquires predetermined events. In various embodiments, the input module 2821 includes a predetermined event determination module 2823 to determine whether a predetermined event has occurred. In various embodiments, the input module 2821 includes a first communication module 2824 to acquire IMD parameters for use by the predetermined event determination module 2823. In various embodiments, the input module 2821 includes a second communication module 2825 to acquire database parameters for use by the predetermined event determination module.

[0180] The triage module 2822 receives the predetermined event(s) and ranks or otherwise classifies, the predetermined events according to severity. In various embodiments, the device 2852 includes a triggering module 2826 in communication with the triage module 2822. The triage module 2822 is adapted to automatically initiate a desired action by the triggering module 2826 based on the severity of the predetermined event. In various embodiments, the action initiated is appropriate for the severity of the event. In various embodiments, a communication or report is initiated by the device when a predetermined event is classified as being more severe. For example, the communication can be an alarm or a prominently displayed message. In various embodiments, a communication or report is provided during a subsequent patient follow-up session when a predetermined event is classified as being less severe. In various embodiments, the device 2852 automatically performs a desired system action selected from a number of available system actions. The action is selected based on the severity of the predetermined event.

[0181] Although specific embodiments have been illustrated and described herein, it will be appreciated by those of ordinary skill in the art that any arrangement which is calculated to achieve the same purpose may be substituted for the specific embodiments shown. This application is intended to cover any adaptations or variations of the present subject matter. It is to be understood that the above description is intended to be illustrative, and not restrictive. Combinations of the above embodiments, and other embodiments will be apparent to those of skill in the art upon reviewing the above description. The scope of the present subject matter should be determined with reference to the appended claims, along with the full scope of equivalents to which such claims are entitled.

What is claimed is:

1. A programmable device having machine executable instructions for performing a method for use in correlating data to manage a patient's health, the method comprising:

acquiring data related to the patient's health, including:

acquiring one or more trended health-related parameters; and

acquiring at least one of one or more predetermined health-related events and one or more health-related alerts; and

determining a correlation among the one or more trended health-related parameters, and the at least one of the one or more predetermined health-related events and the one or more health-related alerts.

2. The device of claim 1, wherein determining a correlation among the one or more trended health-related parameters, and the at least one of the one or more predetermined health-related events and the one or more health-related alerts includes displaying the acquired data in a manner useful to visually identify the correlative relationship.

3. The device of claim 2, wherein displaying the acquired data in a manner useful to visually identify the correlative relationship includes displaying the acquired data using a portable device.

4. The device of claim 2, wherein identifying a correlative relationship includes identifying a causal relationship.

5. The device of claim 4, wherein identifying a causal relationship includes identifying a causal relationship with the patient's health.

6. The device of claim 2, wherein displaying the acquired data in a manner useful to visually identify the correlative relationship includes displaying the acquired data using a wellness monitoring device (WMD).

7. The device of claim 2, wherein displaying the acquired data in a manner useful to visually identify the correlative relationship includes displaying the acquired data using a programmer device.

8. The device of claim 2, wherein displaying the acquired data in a manner useful to visually identify the correlative relationship includes displaying a cursor to visually correlate the acquired data.

9. The device of claim 2, wherein determining a correlation among the one or more trended health-related parameters, and the at least one of the one or more predetermined health-related events and the one or more health-related alerts further includes automatically identifying a causal relationship.

10. The device of claim 9, wherein automatically identifying a causal relationship includes identifying a causal relationship with the patient's health.

11. The device of claim 1, wherein determining a correlation among the one or more trended health-related parameters, and the at least one of the one or more predetermined health-related events and the one or more health-related alerts includes automatically identifying the causal relationship with respect to the patient's health.

12. The device of claim 11, wherein the method performed further includes displaying the causal relationship that has been automatically identified.

13. The device of claim 12, wherein automatically identifying the causal relationship with respect to the patient's health and displaying the causal relationship that has been automatically identified includes automatically searching for a correlation between atrial fibrillation percentage and activity log changes.

14. The device of claim 1, wherein acquiring the one or more trended parameters includes acquiring at least one mental/emotional parameter.

15. The device of claim 14, wherein acquiring at least one mental/emotional parameter includes acquiring at least one parameter related to stress.

16. The device of claim 14, wherein acquiring at least one mental/emotional parameter includes acquiring at least one parameter related to anxiety.

17. The device of claim 14, wherein acquiring at least one mental/emotional parameter includes acquiring at least one parameter related to depression.

18. The device of claim 14, wherein acquiring at least one mental/emotional parameter includes acquiring at least one parameter related to anger.

19. The device of claim 14, wherein acquiring at least one mental/emotional parameter includes acquiring at least one parameter related to excitement.

20. The device of claim 1, wherein acquiring the one or more trended parameters includes acquiring at least one environmental parameter.

21. The device of claim 20, wherein acquiring at least one environmental parameter includes acquiring at least one altitude-related parameter.

22. The device of claim 20, wherein acquiring at least one environmental parameter includes acquiring at least one parameter related to temperature.

23. The device of claim 20, wherein acquiring at least one environmental parameter includes acquiring at least one parameter related to air quality.

24. The device of claim 20, wherein acquiring at least one environmental parameter includes acquiring at least one parameter related to pollen count.

25. The device of claim 20, wherein acquiring at least one environmental parameter includes acquiring at least one parameter related to humidity.

26. The device of claim 1, wherein acquiring the one or more trended parameters includes acquiring at least one patient symptom parameter.

27. The device of claim 26, wherein acquiring at least one patient symptom parameter includes acquiring at least one parameter related to pain.

28. The device of claim 26, wherein acquiring at least one patient symptom parameter includes acquiring at least one parameter related to dyspnea.

29. The device of claim 26, wherein acquiring at least one patient symptom parameter includes acquiring at least one parameter related to fatigue.

30. The device of claim 1, wherein acquiring the one or more trended parameters includes acquiring at least one diet parameter.

31. The device of claim 30, wherein acquiring at least one diet parameter includes acquiring at least one parameter related to sodium intake.

32. The device of claim 30, wherein acquiring at least one diet parameter includes acquiring at least one parameter related to lipid intake.

33. The device of claim 30, wherein acquiring at least one diet parameter includes acquiring at least one parameter related to liquid intake.

34. The device of claim 1, wherein acquiring the one or more trended parameters includes acquiring at least one medication compliance parameter.

35. The device of claim 34, wherein acquiring at least one medication compliance parameter includes acquiring at least one parameter regarding insulin intake.

36. The device of claim 34, wherein acquiring at least one medication compliance parameter includes acquiring at least one parameter regarding diuretic intake.

37. The device of claim 34, wherein acquiring at least one medication compliance parameter includes acquiring at least one parameter regarding beta-blocker intake.

38. The device of claim 1, wherein the acquired data includes data acquired from at least one implantable medical device (IMD).

39. The device of claim 1, wherein acquiring data related to the patient's health includes acquiring one or more trended health-related parameters, one or more predetermined health-related events, and one or more health-related alerts.

40. An advanced patient management system, comprising a programmable device having machine executable instructions for performing a method for use in correlating data to manage a patient's health, the method comprising:

acquiring data related to the patient's health, including:

acquiring one or more trended health-related parameters; and

acquiring at least one of one or more predetermined health-related events and one or more health-related alerts; and

displaying the acquired data in a manner useful to visually identify the correlative relationship.

41. The system of claim 40, further comprising automatically determining a correlation among the one or more trended health-related parameters, and the at least one of the one or more predetermined health-related events and the one or more health-related alerts.

42. The system of claim 40, wherein acquiring data related to the patient's health includes acquiring one or more trended health-related parameters, one or more predetermined health-related events, and one or more health-related alerts.

43. A device for monitoring a patient's health condition, comprising:

at least one data input to receive data, including one or more trended parameters, and at least one of one or more predetermined event and one or more alerts; and

a correlation module to:

communicate with the at least one data input;

correlate the one or more trended parameters, the one or more predetermined events, and the one or more alerts; and

establish a correlative relationship.

44. The device of claim 43, wherein the correlation module to establish a correlative relationship includes a correlation module to establish a causal relationship.

45. The device of claim 44, wherein the correlation module to establish a causal relationship includes a correlation module to establish a causal relationship between data and the patient's health.

46. The device of claim 45, wherein the correlation module to display the data in a manner suitable to visibly identify the causal relationship with respect to the patient's health.

47. The device of claim 46, wherein the correlation module to display an indicator along with the data in a manner suitable to visibly identify the causal relationship with respect to the patient's health.

48. The device of claim 43, wherein the at least one data input includes a first data input to receive one or more

trended parameters, a second data input to receive one or more predetermined events, and a third data input to receive one or more alerts.

49. The device of claim 43, wherein one or more correlation algorithms are used by the correlation module to automatically identify the causal relationship with respect to the patient's health.

50. The device of claim 43, wherein the correlation module to trigger an action based on the causal relationship with respect to the patient's health.

51. The device of claim 50, wherein the correlation module to trigger an implantable medical device (IMD) therapy change based on the causal relationship with respect to the patient's health.

52. The device of claim 43, wherein the device includes a wellness monitoring device (WMD).

53. The device of claim 43, wherein the device includes an implantable medical device (IMD).

54. A system for correlating data for use in managing a patient's health, comprising:

acquisition means for acquiring health-related data, including means for acquiring one or more trended parameters, and at least one of one or more predetermined events and one or more physician alerts; and

correlation means for correlating the one or more trended parameters, and at least one of the one or more predetermined events and the one or more physician alerts to establish a correlative relationship.

55. The system of claim 54, wherein the correlation means includes correlation means to establish a causal relationship.

56. The system of claim 55, wherein the correlation means includes correlation means to establish a causal relationship between data and the patient's health.

57. The system of claim 54, wherein the correlation means includes correlation means for correlating the one or more trended parameters, at least one of the one or more predetermined events and the one or more physician alerts to establish a correlative relationship.

58. The system of claim 54, wherein the acquisition means includes at least one implantable medical device (IMD) sensor.

59. The system of claim 54, wherein the acquisition means includes at least one data input to acquire at least one mental/emotional parameter.

60. The system of claim 54, wherein the acquisition means includes at least one data input to acquire at least one environmental parameter.

61. The system of claim 54, wherein the acquisition means includes at least one data input to acquire at least one diet parameter.

62. The system of claim 54, wherein the data input includes at least one sensor.

63. The system of claim 54, wherein the at least one sensor includes an implantable medical device (IMD) sensor.

64. The system of claim 54, wherein the at least one sensor includes a sensor for acquiring at least one mental/emotional parameter.

65. The system of claim 54, wherein the at least one sensor includes a sensor for acquiring at least one environmental parameter.

66. The system of claim 54, wherein the at least one sensor includes a sensor for acquiring at least one diet parameter.

67. The system of claim 54, wherein the data input includes at least one input device to receive user-inputted data.

68. The system of claim 54, wherein the data input includes at least one communication module to communicate with a database of health-related data.

69. The system of claim 68, wherein the at least one communication module to communicate with a database of health-related data includes a communication module to communicate with a database of environmental data suitable to be accessed through a global communication network.

* * * * *

专利名称(译)	先进的患者管理，用于识别，显示和协助关联健康相关数据		
公开(公告)号	US20040122297A1	公开(公告)日	2004-06-24
申请号	US10/323713	申请日	2002-12-18
[标]申请(专利权)人(译)	STAHMANN JEFFREY E. 哈雷斯特约翰		
申请(专利权)人(译)	STAHMANN JEFFREY E. 哈雷斯特约翰 朱庆生		
当前申请(专利权)人(译)	STAHMANN JEFFREY E. 哈雷斯特约翰 朱庆生		
[标]发明人	STAHMANN JEFFREY E HATLESTAD JOHN ZHU QINGSHENG		
发明人	STAHMANN, JEFFREY E. HATLESTAD, JOHN ZHU, QINGSHENG		
IPC分类号	A61B5/00 A61B5/0205 A61B5/0215 A61B5/024 A61B5/03 A61B5/0464 A61B5/08 A61B5/083 A61B5/16 A61B7/00 G06F19/00		
CPC分类号	A61B5/0006 A61B5/7435 A61B5/02055 A61B5/0215 A61B5/024 A61B5/02405 A61B5/0464 A61B5/0809 A61B5/0816 A61B5/0833 A61B5/16 A61B5/205 A61B5/7475 A61B7/00 A61B2560/0242 A61B2560/0271 A61B5/743 A61B5/0031		
其他公开文献	US7468032		
外部链接	Espacenet USPTO		

摘要(译)

公开了用于识别，显示和帮助关联健康相关数据的系统，设备和方法。一个方面是具有机器可执行指令的可编程设备，所述机器可执行指令用于执行用于关联数据以管理患者健康的方法。在各种实施例中，获取与患者健康相关的数据。所获取的数据包括一个或多个趋势健康相关参数，以及一个或多个预定健康相关事件和一个或多个健康相关警报中的至少一个。确定相关性。一个或多个趋势健康相关参数以及一个或多个预定健康相关事件和一个或多个健康相关警报中的至少一个建立所获取数据与患者健康之间的因果关系。本文提供了其他方面和实施方案。

