



US 20110071003A1

(19) **United States**  
(12) **Patent Application Publication**  
**Watterson et al.**

(10) **Pub. No.: US 2011/0071003 A1**  
(43) **Pub. Date: Mar. 24, 2011**

(54) **PORTABLE PHYSICAL ACTIVITY SENSING SYSTEM**

(76) Inventors: **Scott R. Watterson**, Providence, UT (US); **William T. Dalebout**, North Logan, UT (US); **Darren C. Ashby**, Richmond, UT (US)

(21) Appl. No.: **12/876,732**

(22) Filed: **Sep. 7, 2010**

**Related U.S. Application Data**

(63) Continuation of application No. 11/314,133, filed on Dec. 21, 2005, now Pat. No. 7,789,800, which is a continuation of application No. 10/856,676, filed on May 28, 2004, now Pat. No. 7,628,730, which is a continuation-in-part of application No. 09/776,410, filed on Feb. 2, 2001, now Pat. No. 6,997,852, which is a continuation-in-part of application No. 09/641,220, filed on Aug. 18, 2000, now Pat. No. 6,458,060, which is a continuation-in-part of application No. 09/641,600, filed on Aug. 18, 2000, now Pat. No. 7,060,006, which is a continuation-in-part of application No. 09/641,627, filed on Aug. 18, 2000, now Pat. No. 7,166,062, which is a continuation-in-part of application No. 09/349,608, filed on Jul. 8, 1999, now Pat. No. 6,312,363, which is a continuation-in-part of application No. 09/496,560, filed on Feb. 2, 2000, now Pat. No. 6,447,424, said application No. 09/641,600 is a continuation-in-part of application No. 09/496,560, filed on Feb. 2, 2000, now Pat. No. 6,447,424, which is a continuation-in-part of application No. 09/349,608, filed on Jul. 8, 1999, now Pat. No. 6,312,363, said application No. 09/641,220 is a continuation-in-part of application No. 09/496,560, filed on Feb. 2, 2000, now Pat. No. 6,447,424, which is a continuation-in-part of application No. 09/349,608, filed on Jul. 8, 1999, now Pat. No. 6,312,363, Continuation-in-part of application No. 12/413,362, filed on Mar. 27, 2009, which is a continuation-in-part of application No. 11/849,068, filed on Aug. 31, 2007, now abandoned, which is a continuation-in-part of application No. 11/315,682, filed on Dec. 21, 2005, which is a continuation-in-part

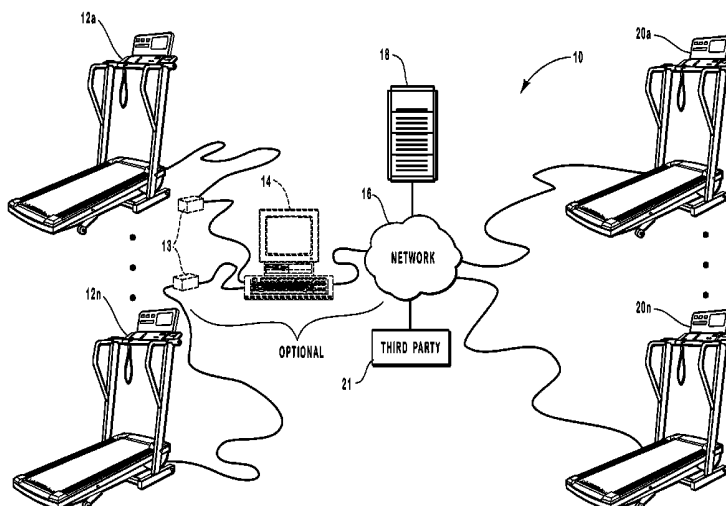
of application No. 10/856,676, filed on May 28, 2004, now Pat. No. 7,628,730, which is a continuation-in-part of application No. 09/776,410, filed on Feb. 2, 2001, now Pat. No. 6,997,852, which is a continuation-in-part of application No. 09/641,220, filed on Aug. 18, 2000, now Pat. No. 6,458,060, which is a continuation-in-part of application No. 09/641,627, filed on Aug. 18, 2000, now Pat. No. 7,166,062, said application No. 11/849,068 is a continuation-in-part of application No. 09/496,560, filed on Feb. 2, 2000, now Pat. No. 6,447,424, said application No. 11/315,682 is a continuation-in-part of application No. 09/349,608, filed on Jul. 8, 1999, now Pat. No. 6,312,363, said application No. 10/856,676 is a continuation-in-part of application No. 09/776,410, filed on Feb. 2, 2001, now Pat. No. 6,997,852, which is a continuation-in-part of application No. 09/641,627, filed on Aug. 18, 2000, now Pat. No. 7,166,062, which is a continuation-in-part of application No. 09/349,608, filed on Jul. 8, 1999, now Pat. No. 6,312,363.

**Publication Classification**

- (51) **Int. Cl.**
  - A63B 24/00* (2006.01)
  - G01P 15/00* (2006.01)
  - G01C 22/00* (2006.01)
  - G01N 21/35* (2006.01)
  - A61B 5/00* (2006.01)
- (52) **U.S. Cl.** ..... **482/8; 702/141; 702/160; 356/51; 600/301**

(57) **ABSTRACT**

A portable system retrieves one or more exercise programs from a remote communication system that provides motivational content for a user exercising upon an exercise mechanism. The exercise program further includes at least one control signal that controls one or more operating parameters of the exercise mechanism. The portable system includes a control device configured to retrieve the exercise program and deliver the motivational content to the user by way of an audio delivery device, while delivering the control signals to the exercise mechanism. A sensor communicates with the control device and tracks one or more measurable parameters of the user during the user's performance of the exercise program. Data representative of the one or more measurable parameters can be delivered to the control device for delivery to the remote communication system.



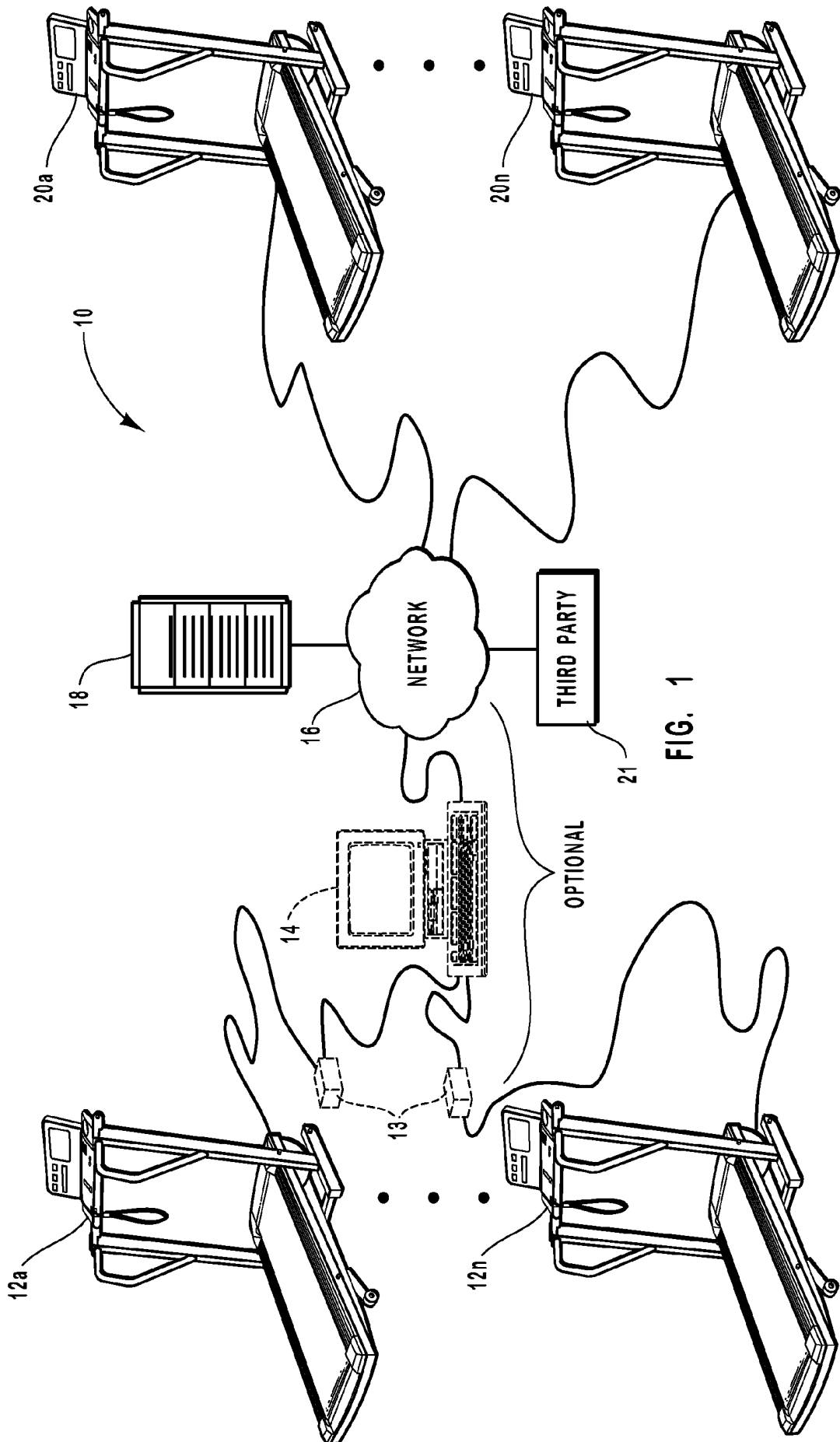


FIG. 1

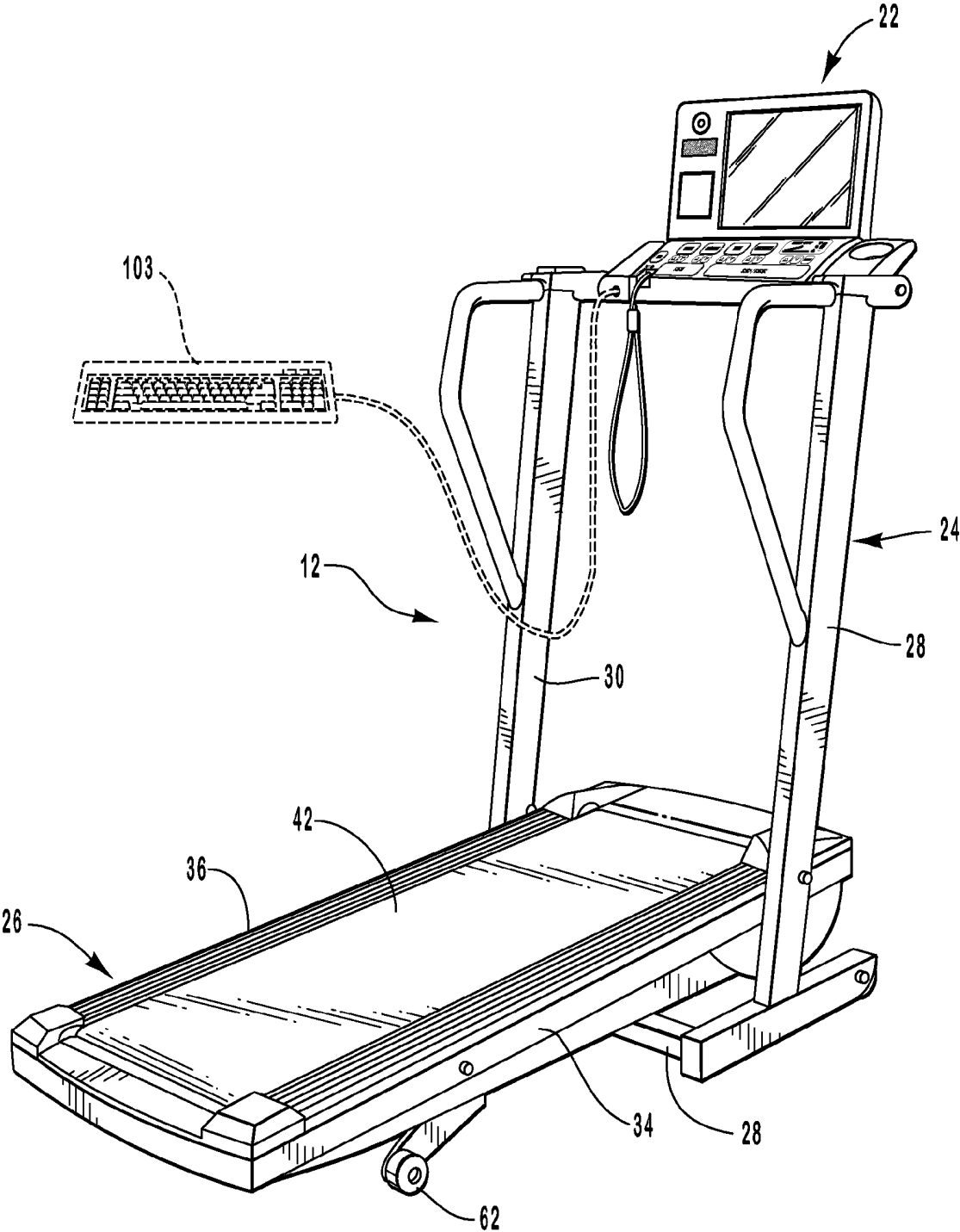


FIG. 2

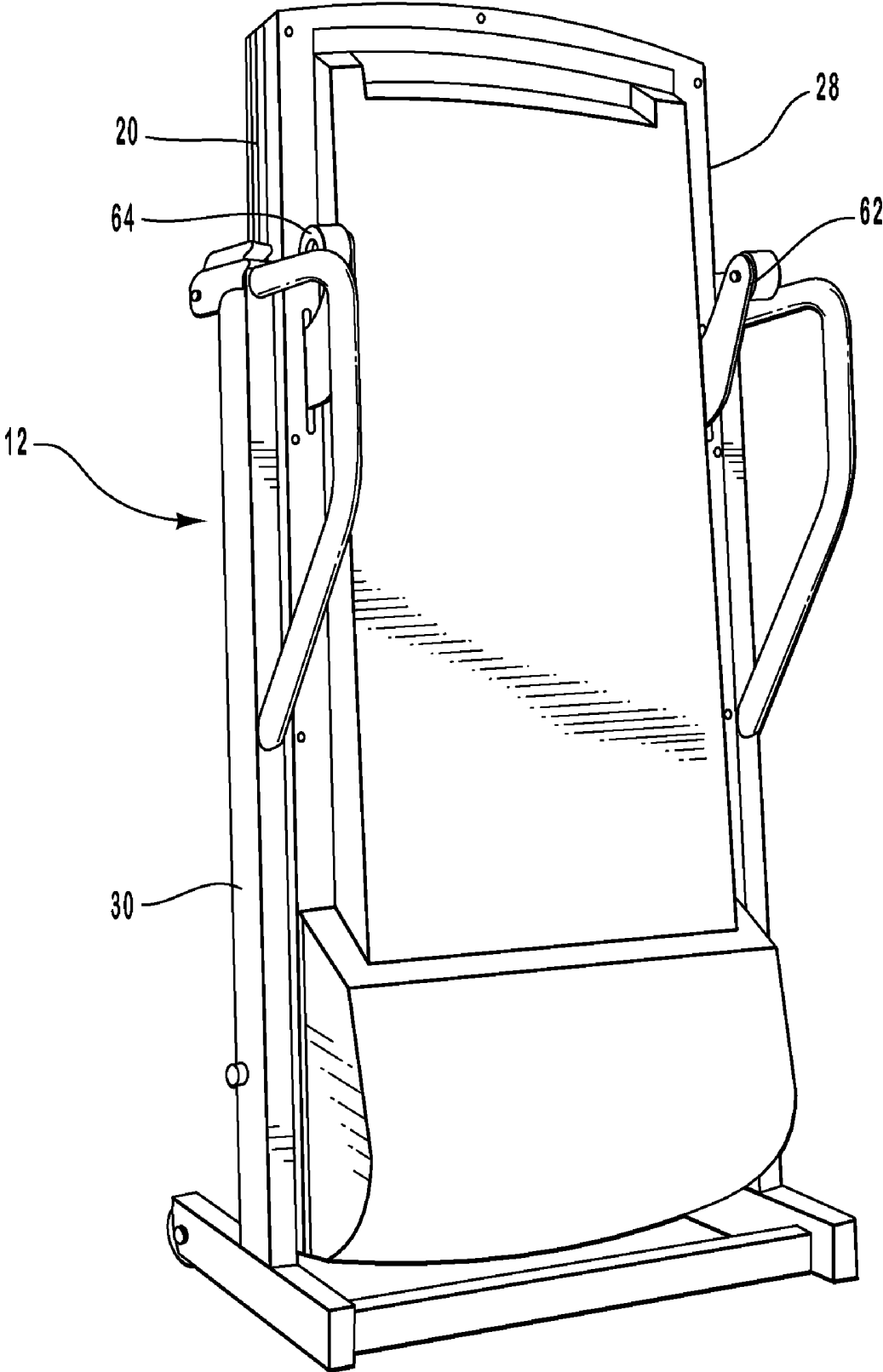


FIG. 3

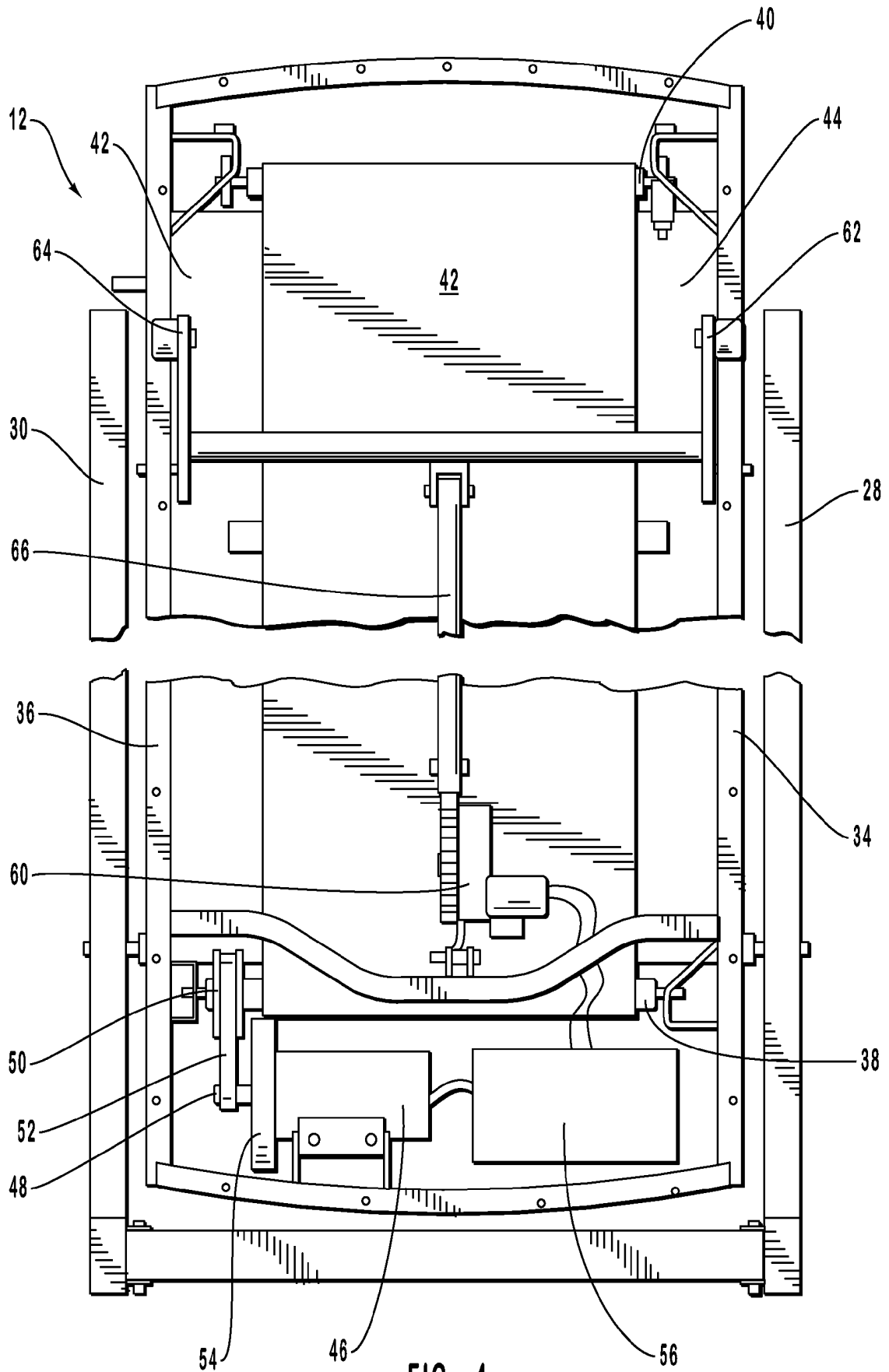


FIG. 4

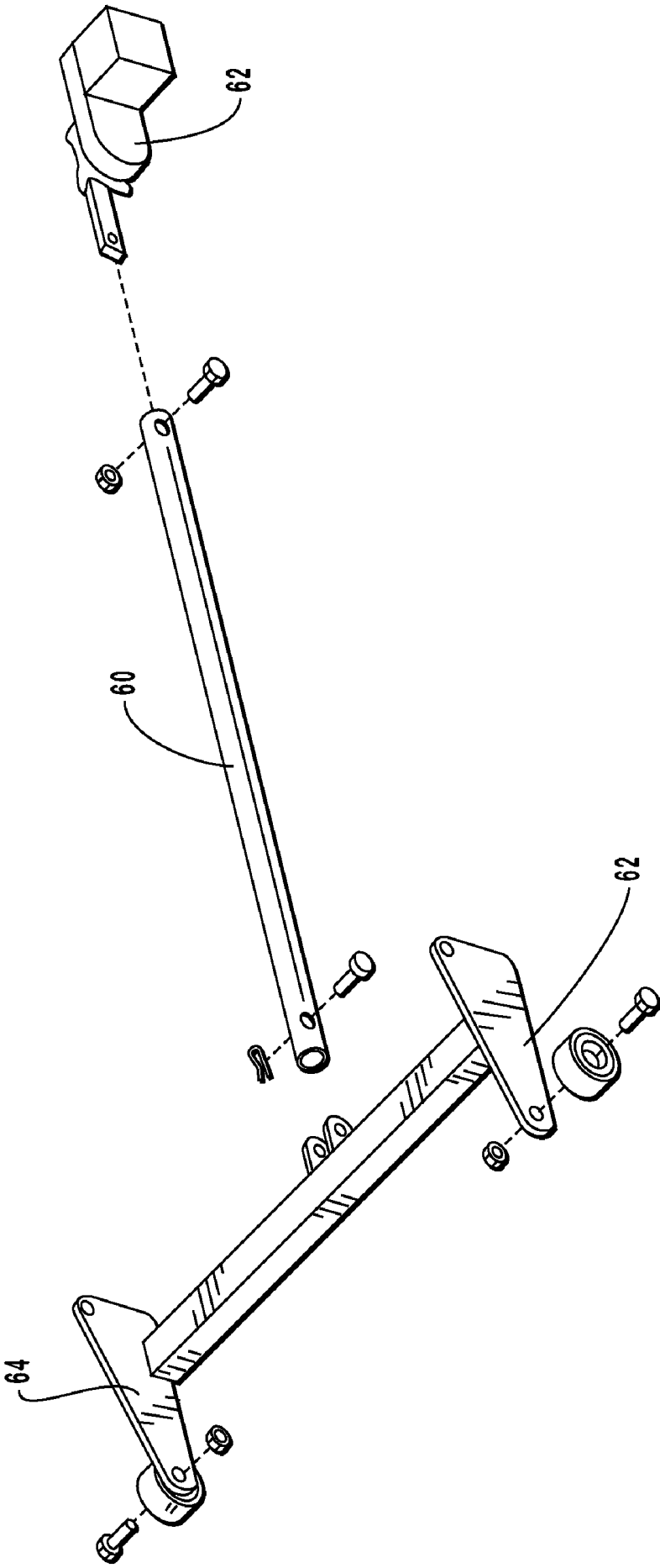


FIG. 5

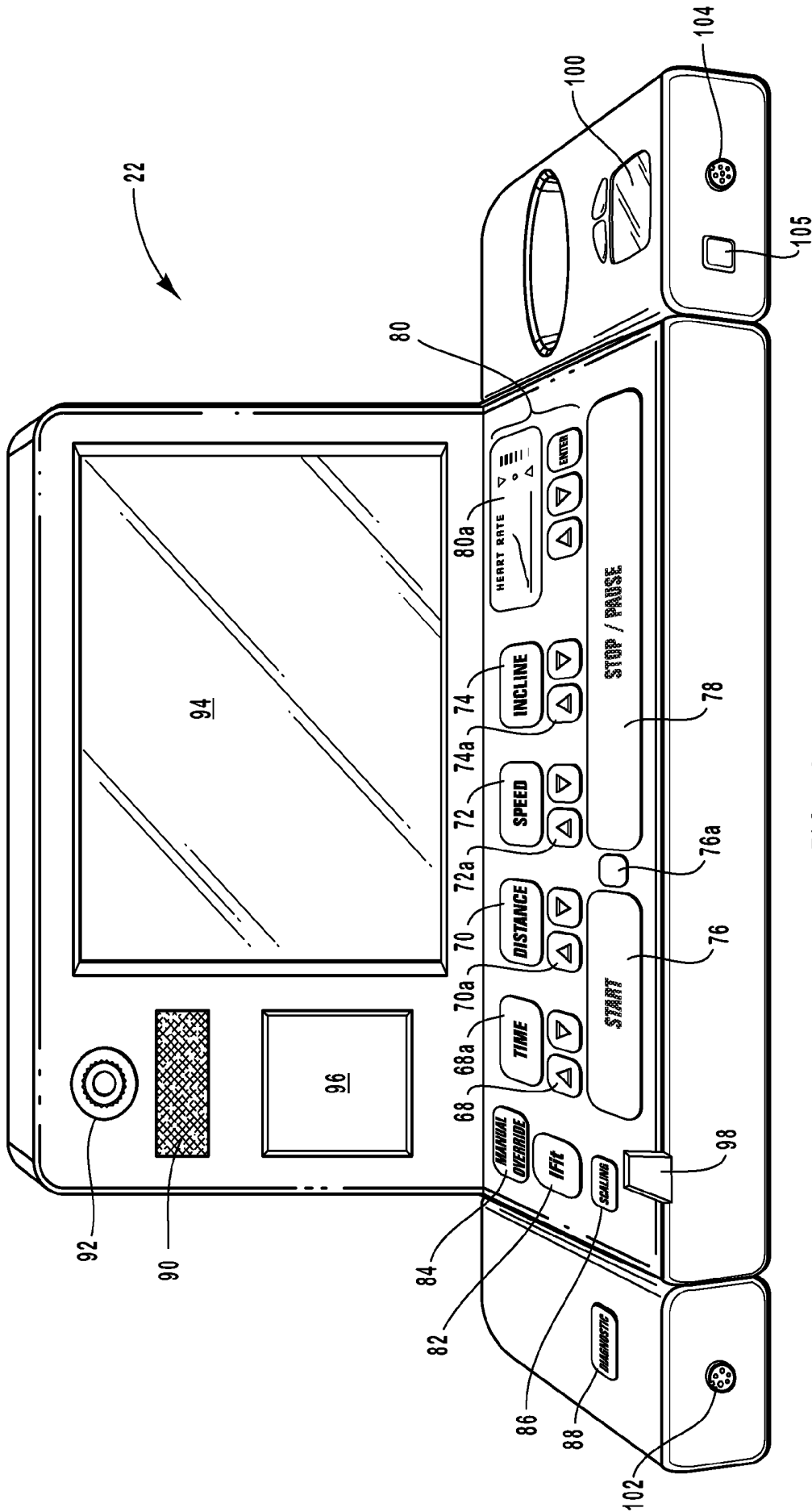


FIG. 6

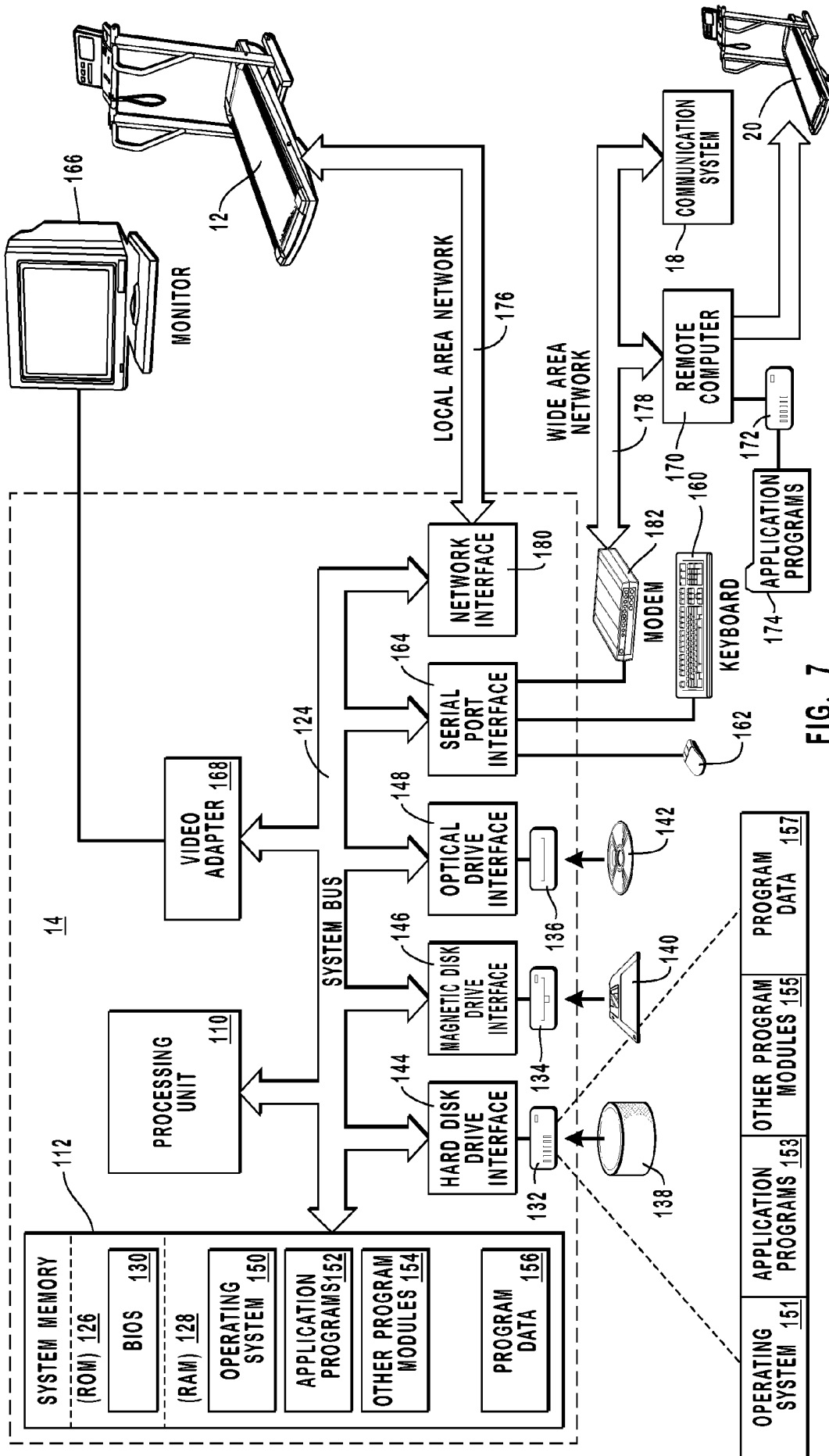


FIG. 7

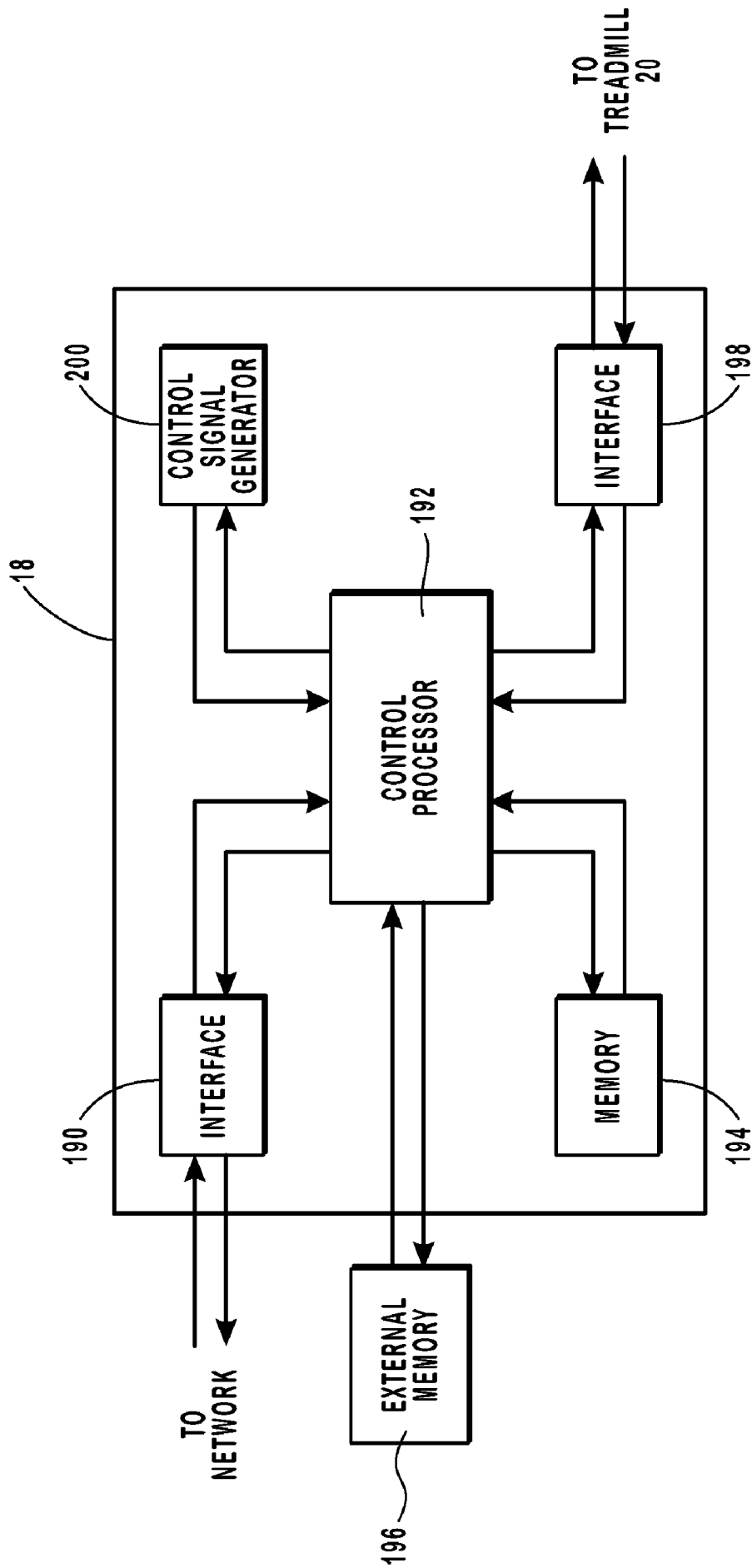


FIG. 8

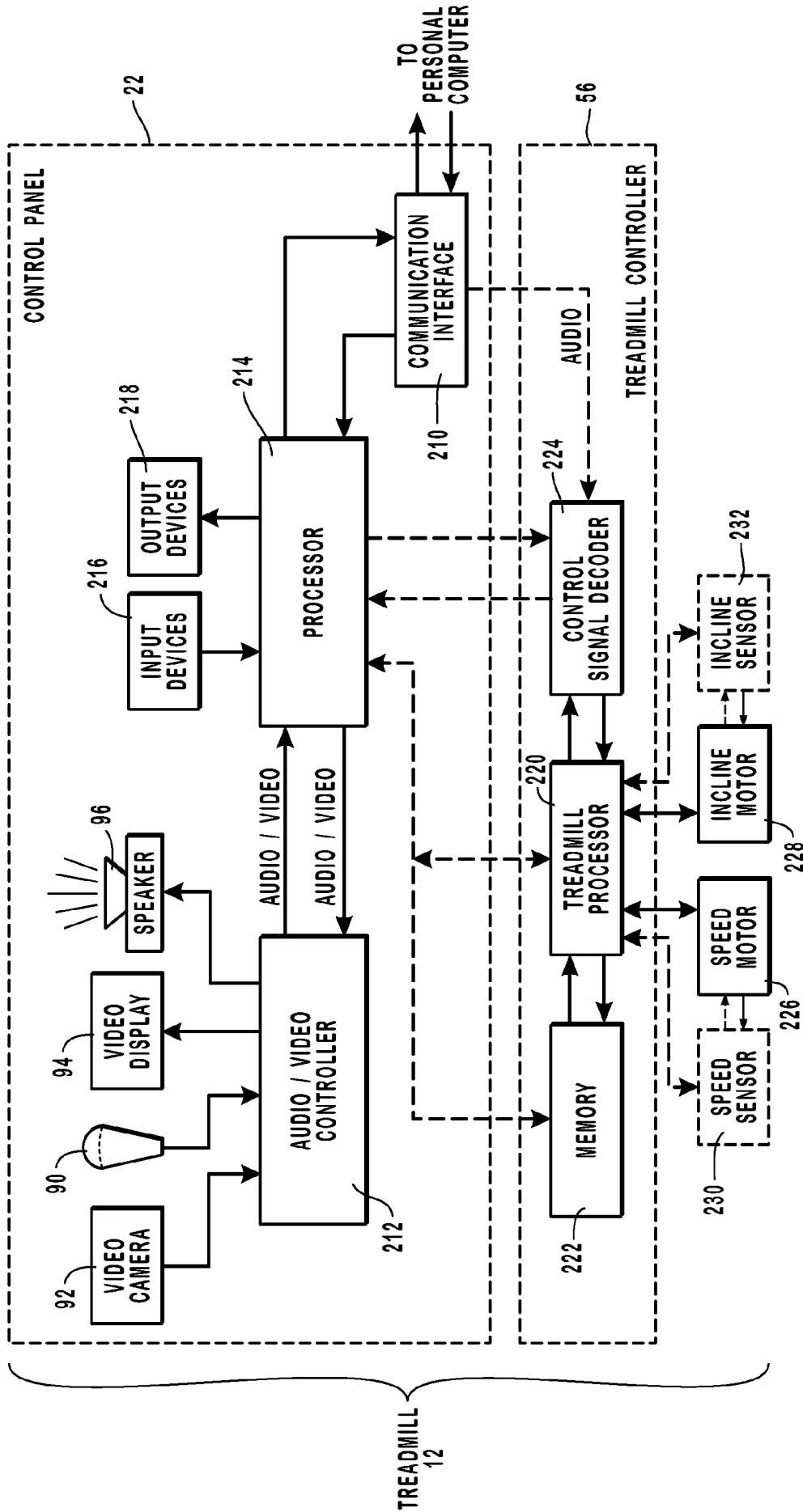


FIG. 9

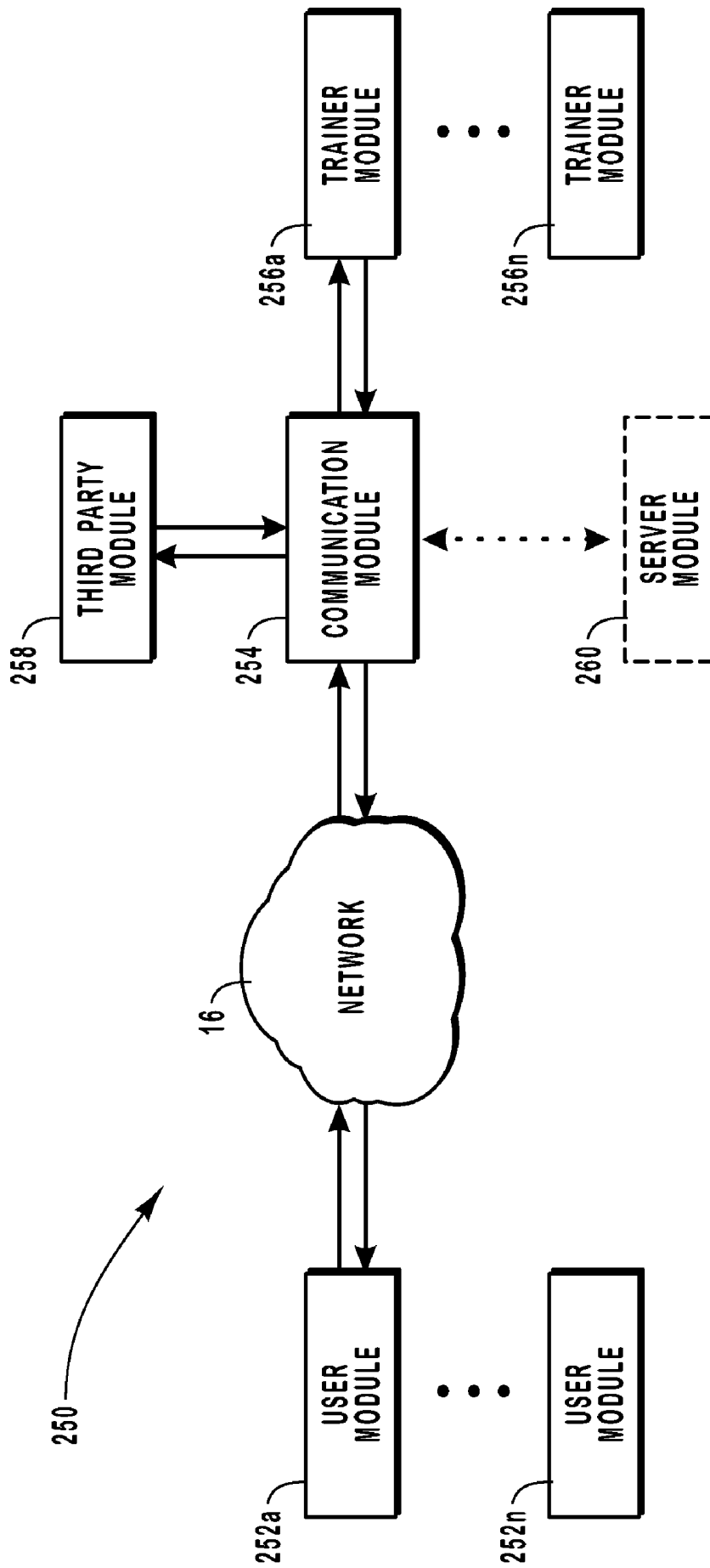


FIG. 10

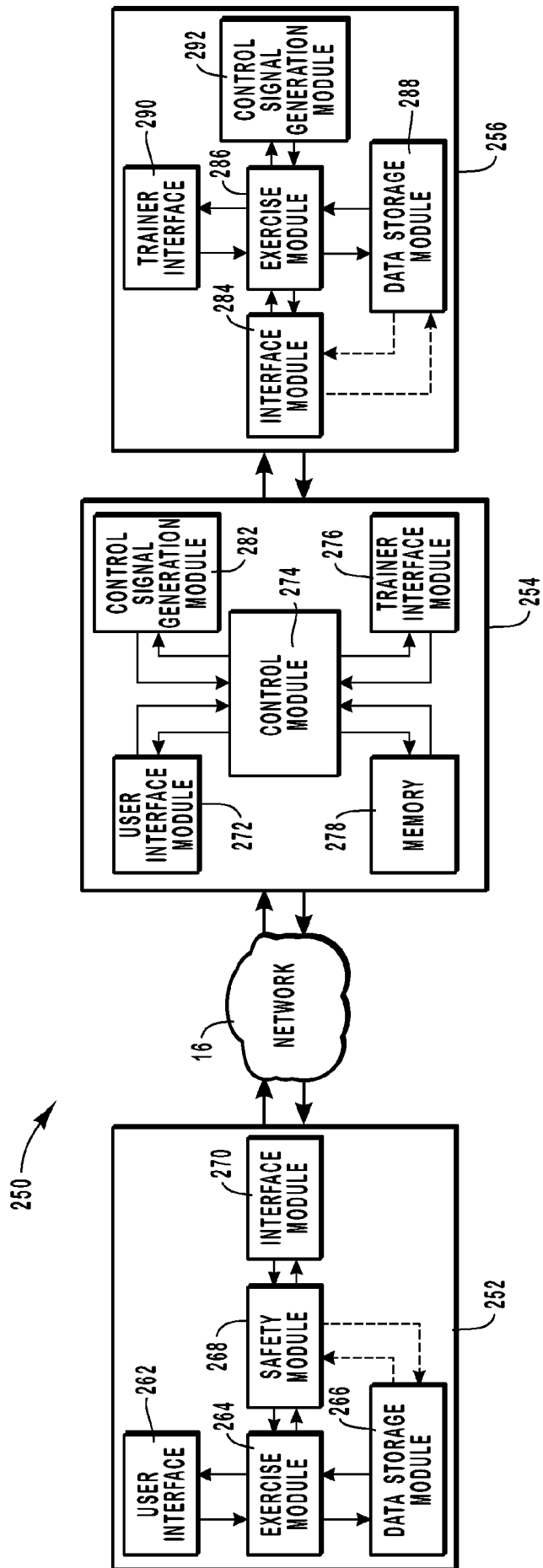


FIG. 11

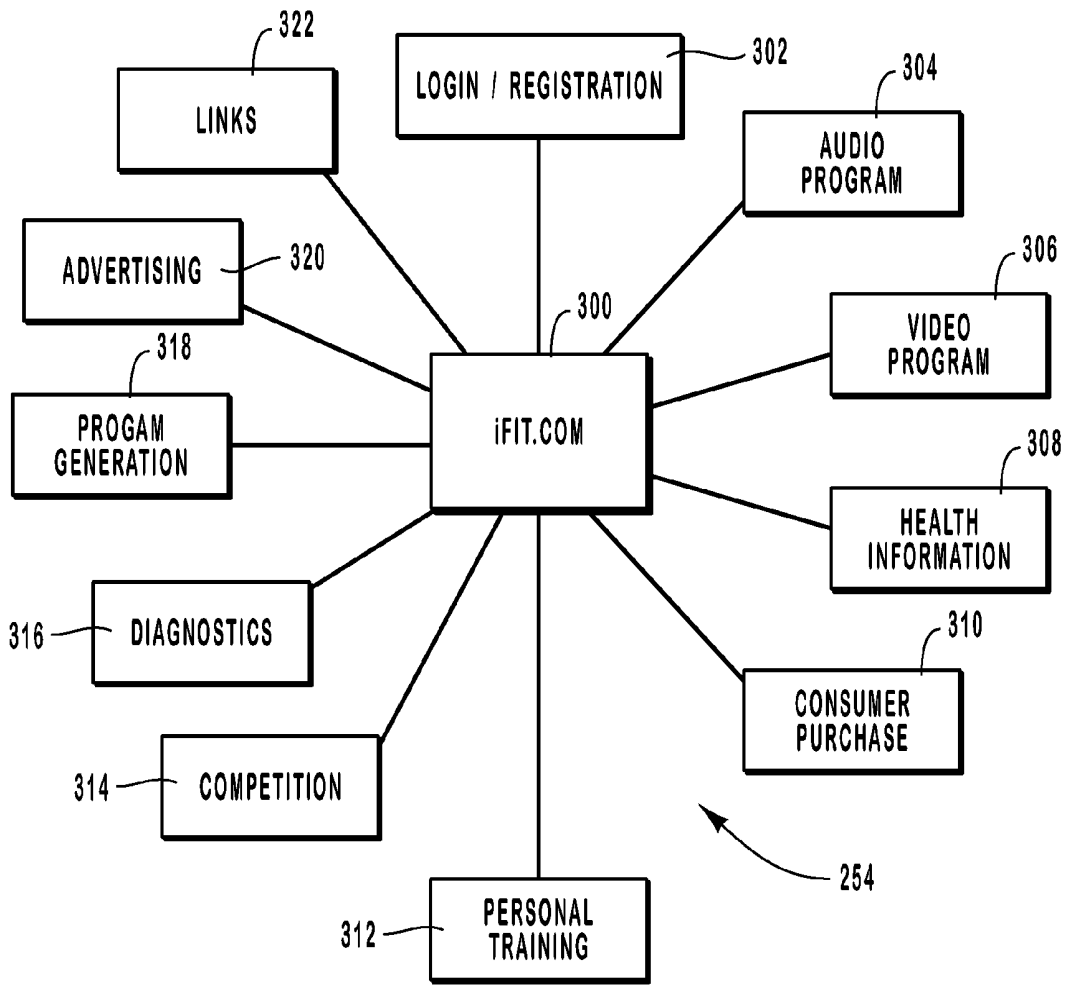


FIG. 12

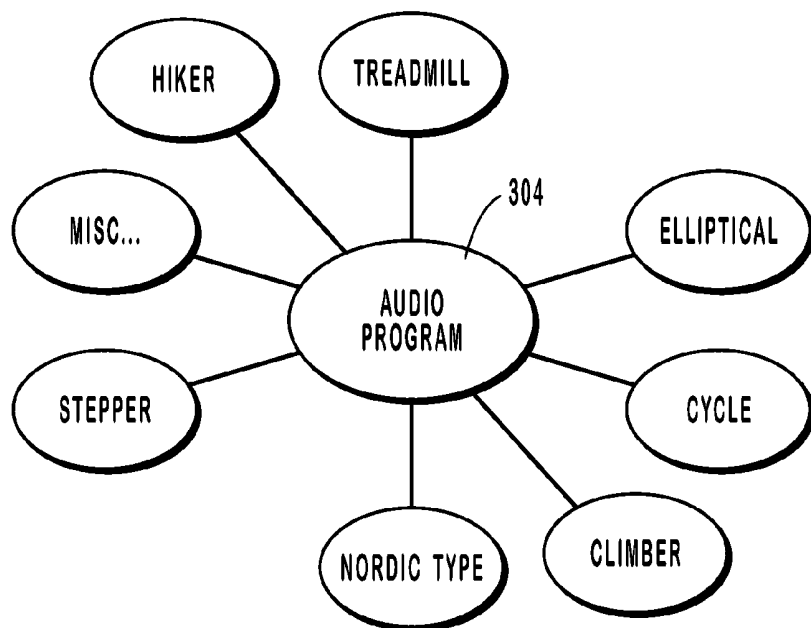


FIG. 14

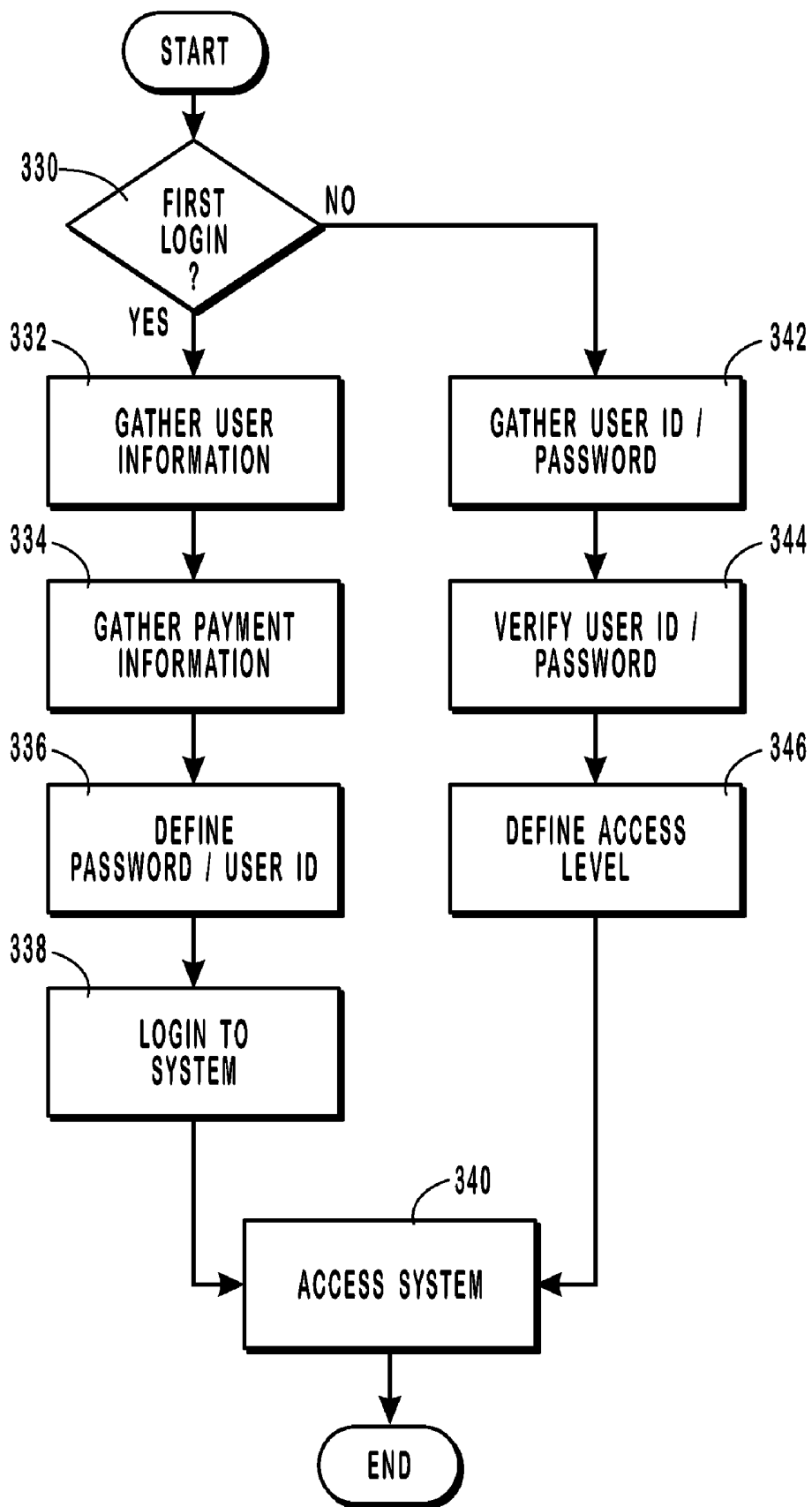


FIG. 13

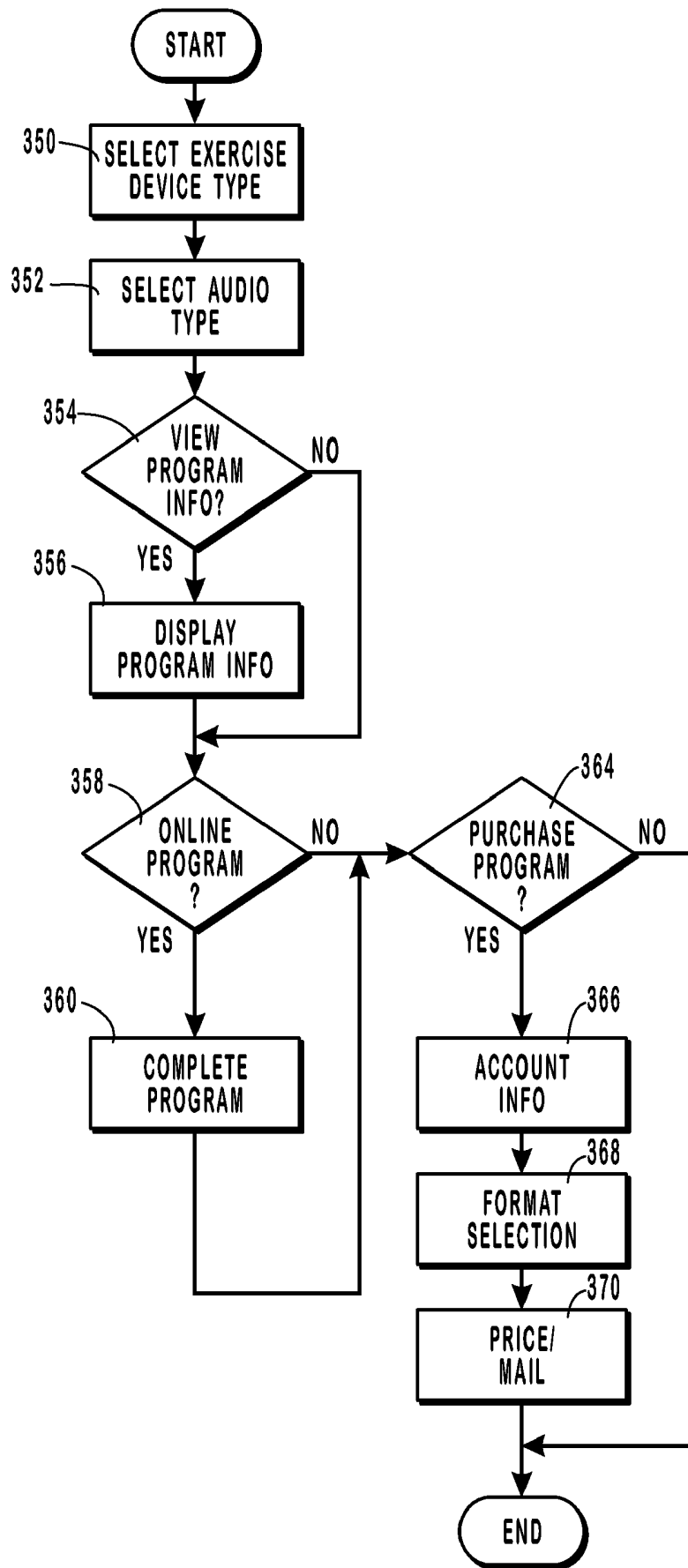


FIG. 15

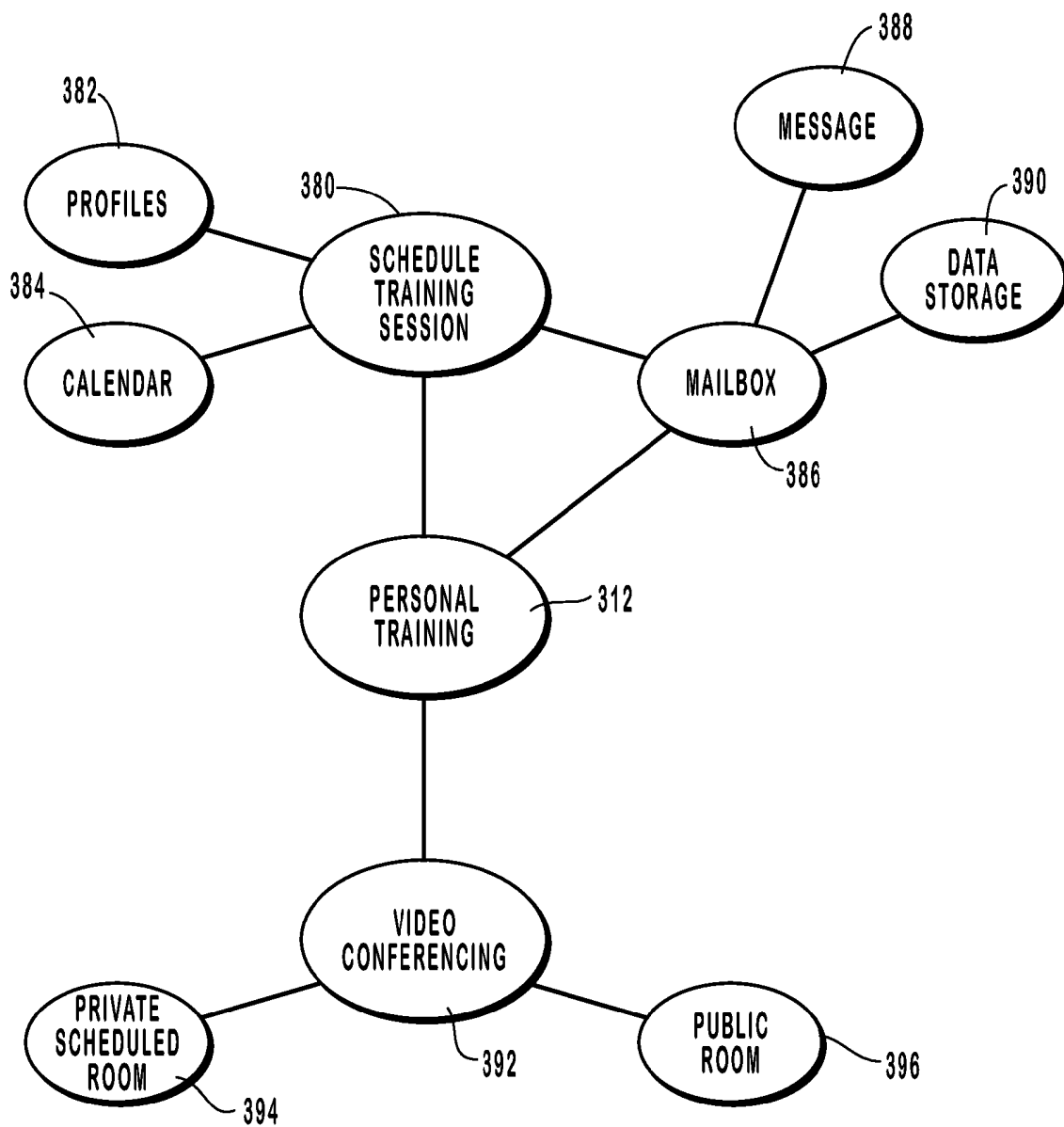


FIG. 16

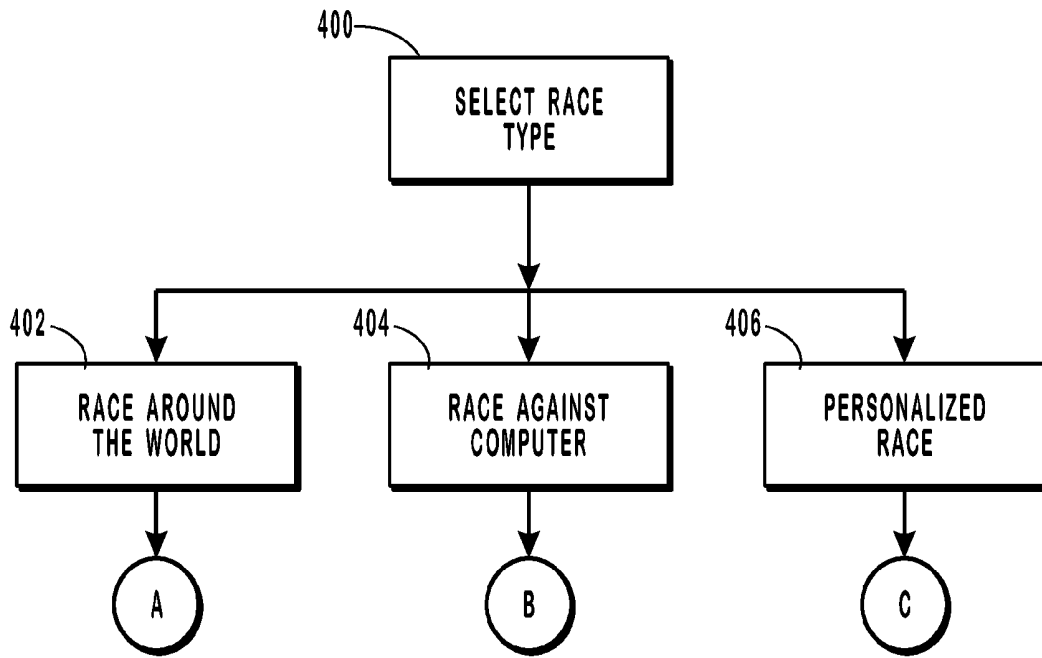


FIG. 17A

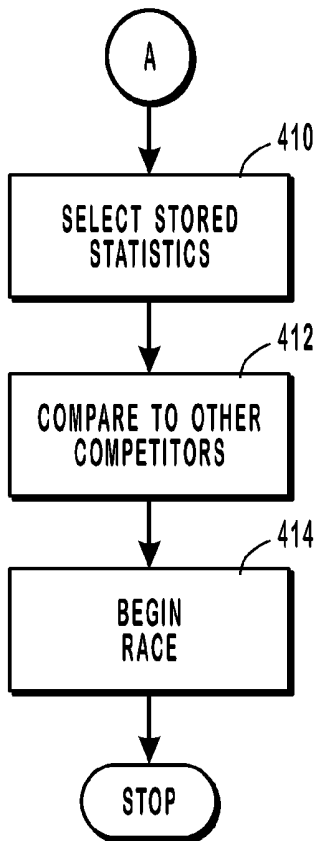


FIG. 17B

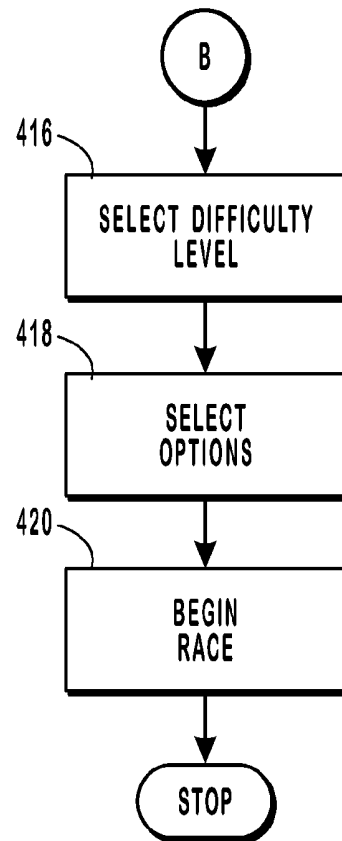


FIG. 17C

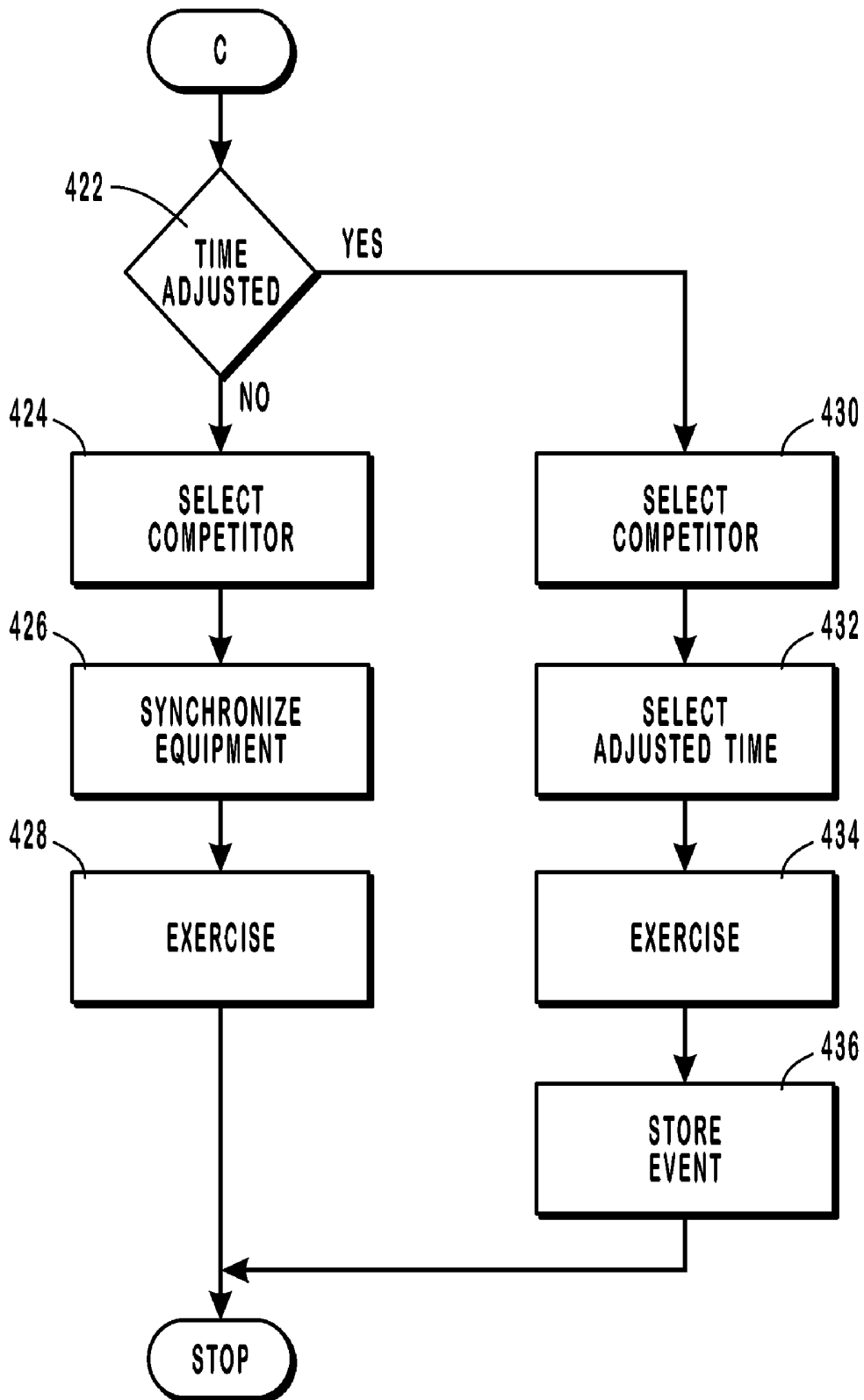


FIG. 17D

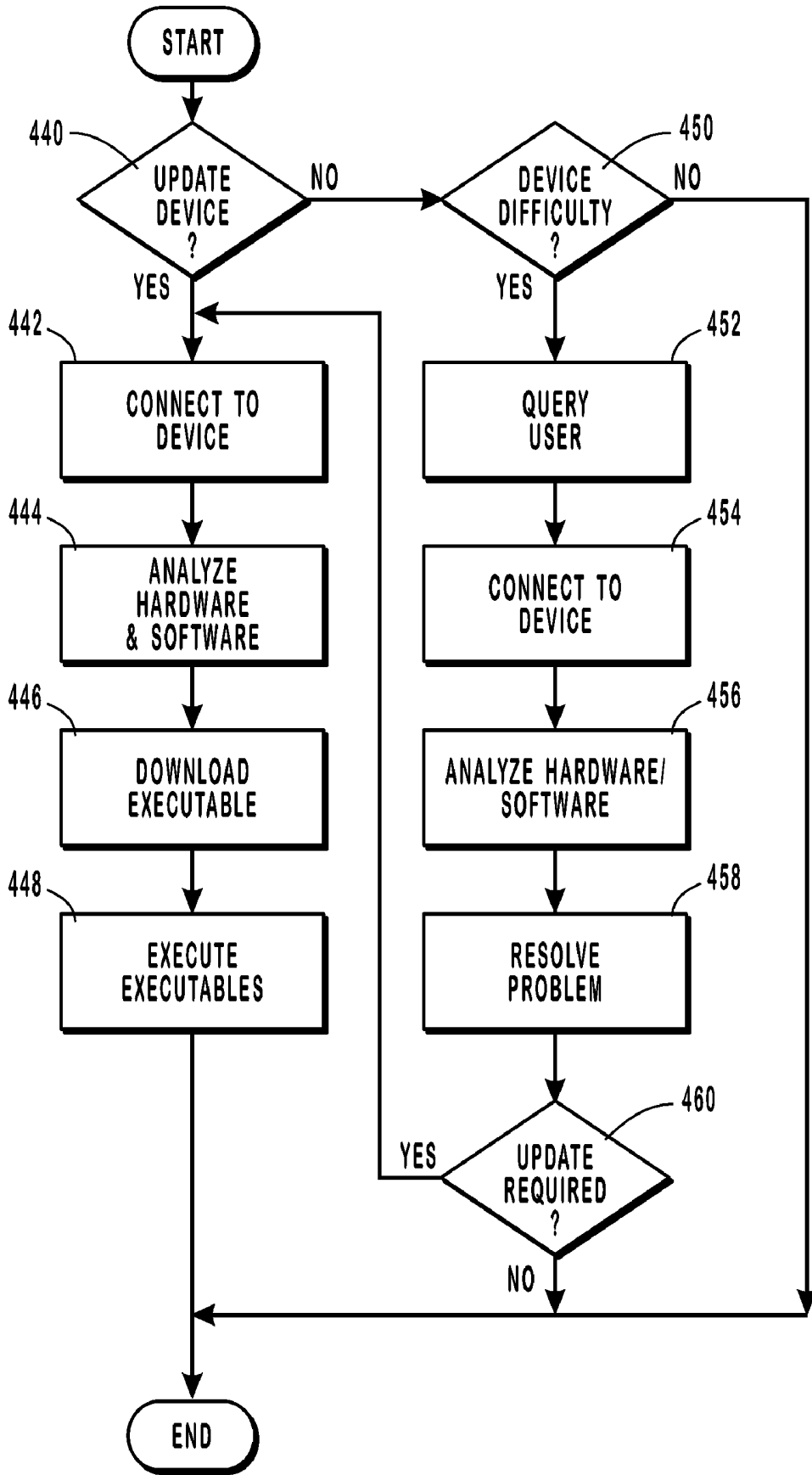


FIG. 18

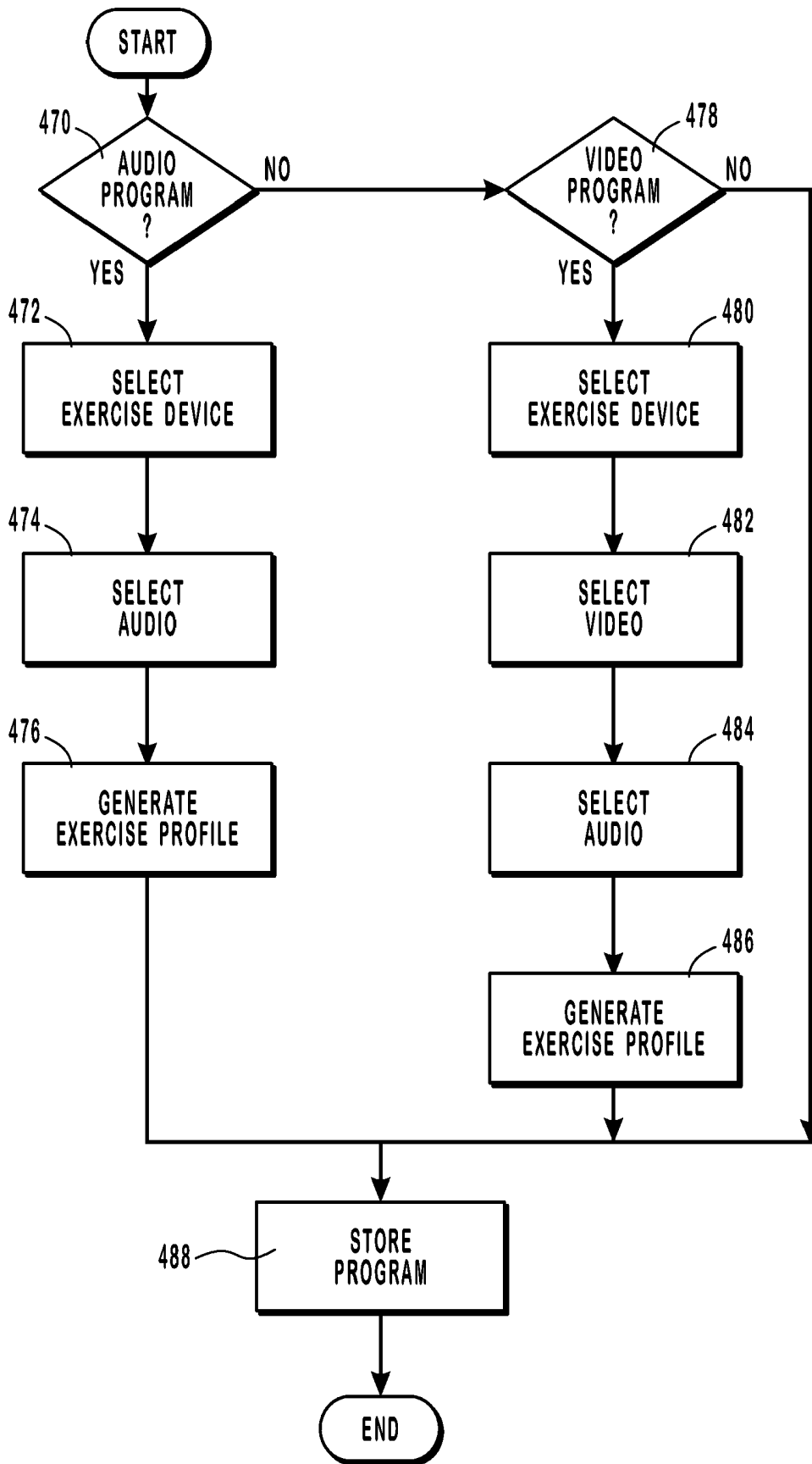


FIG. 19

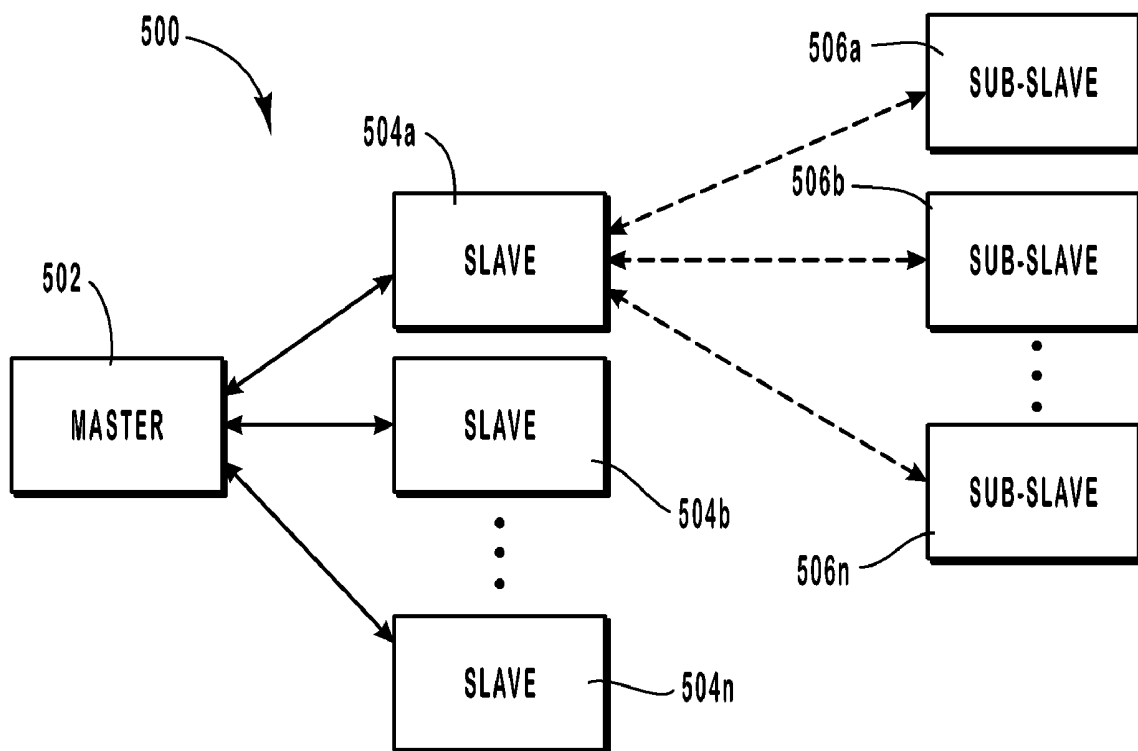


FIG. 20

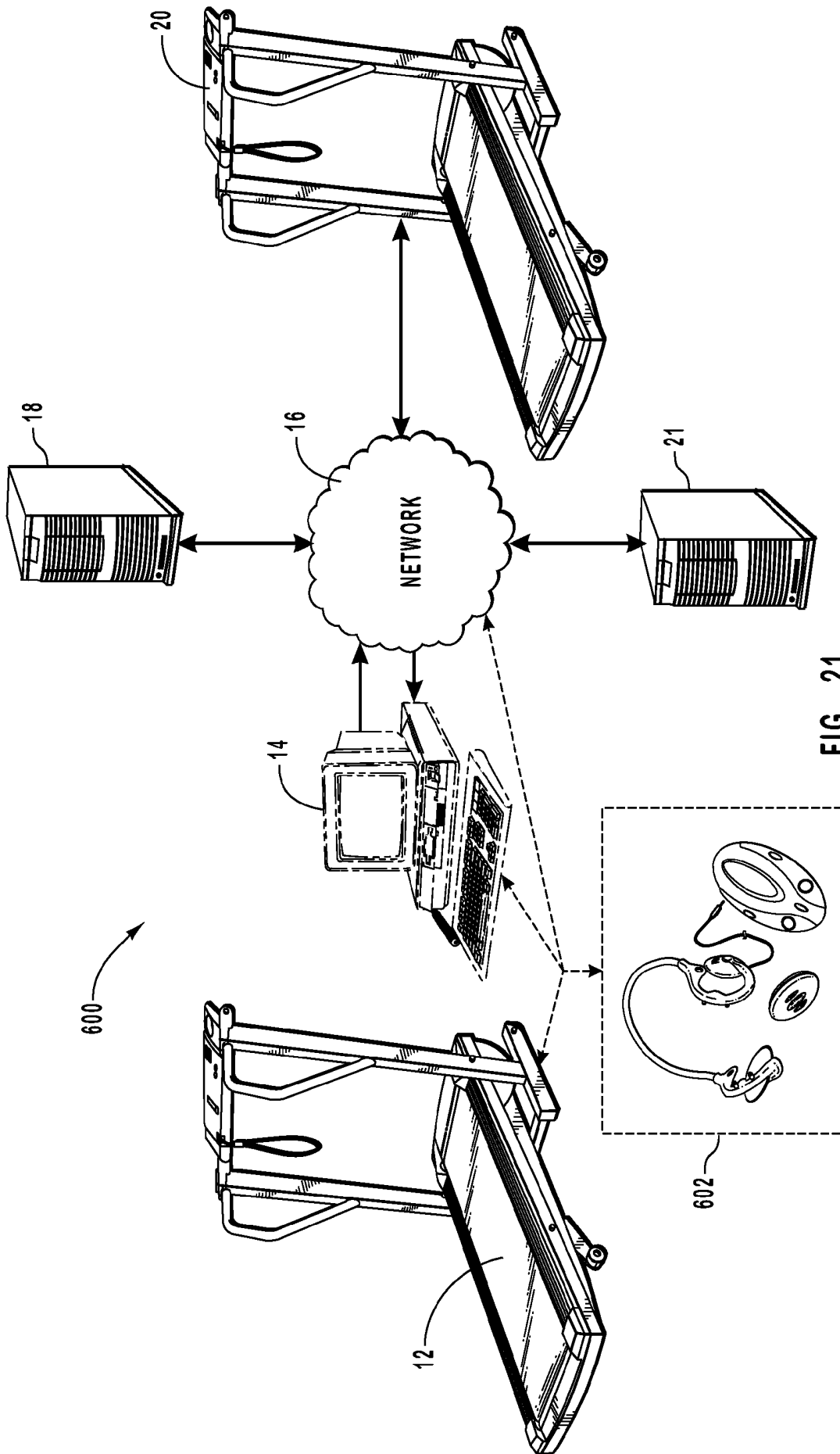


FIG. 21

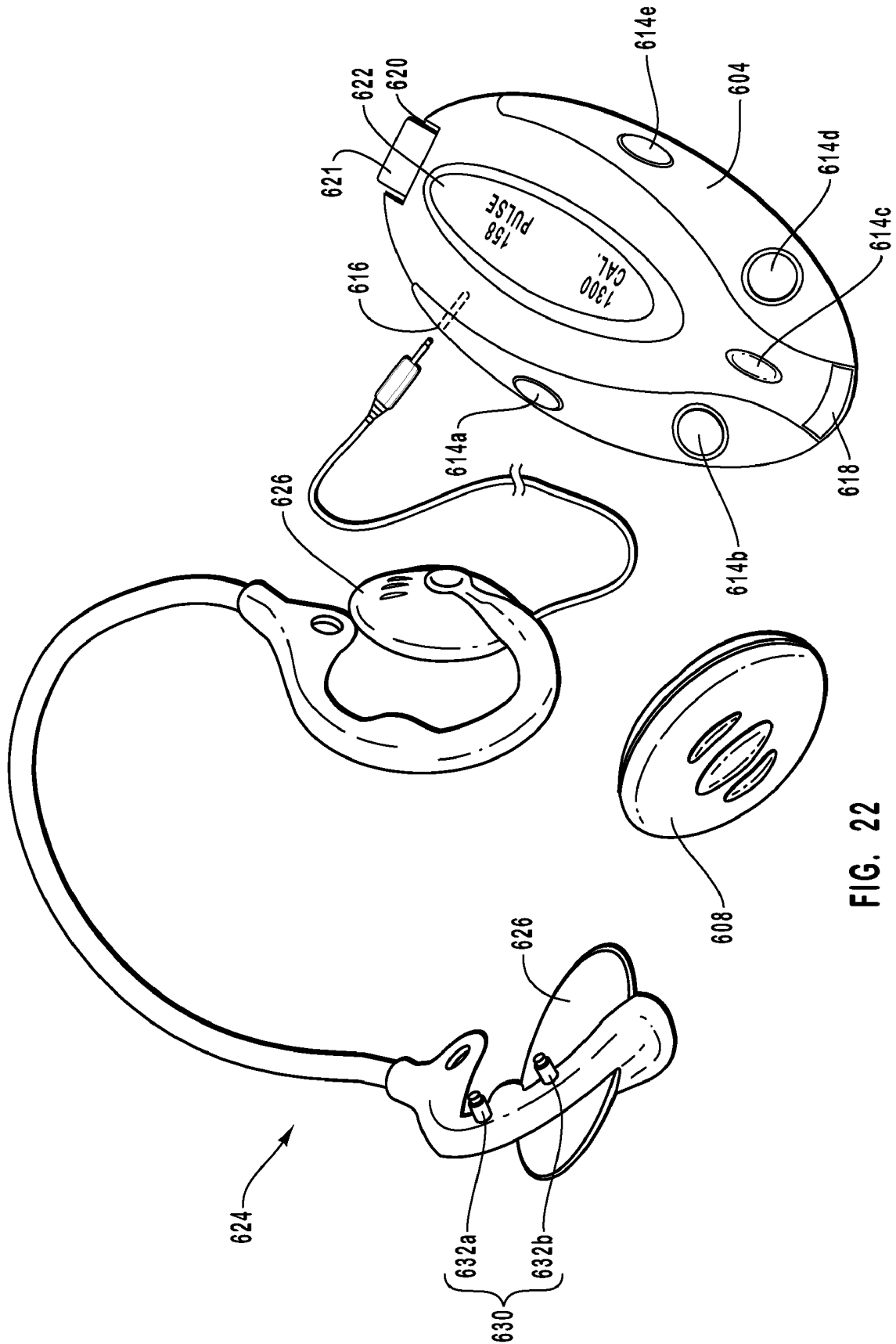


FIG. 22

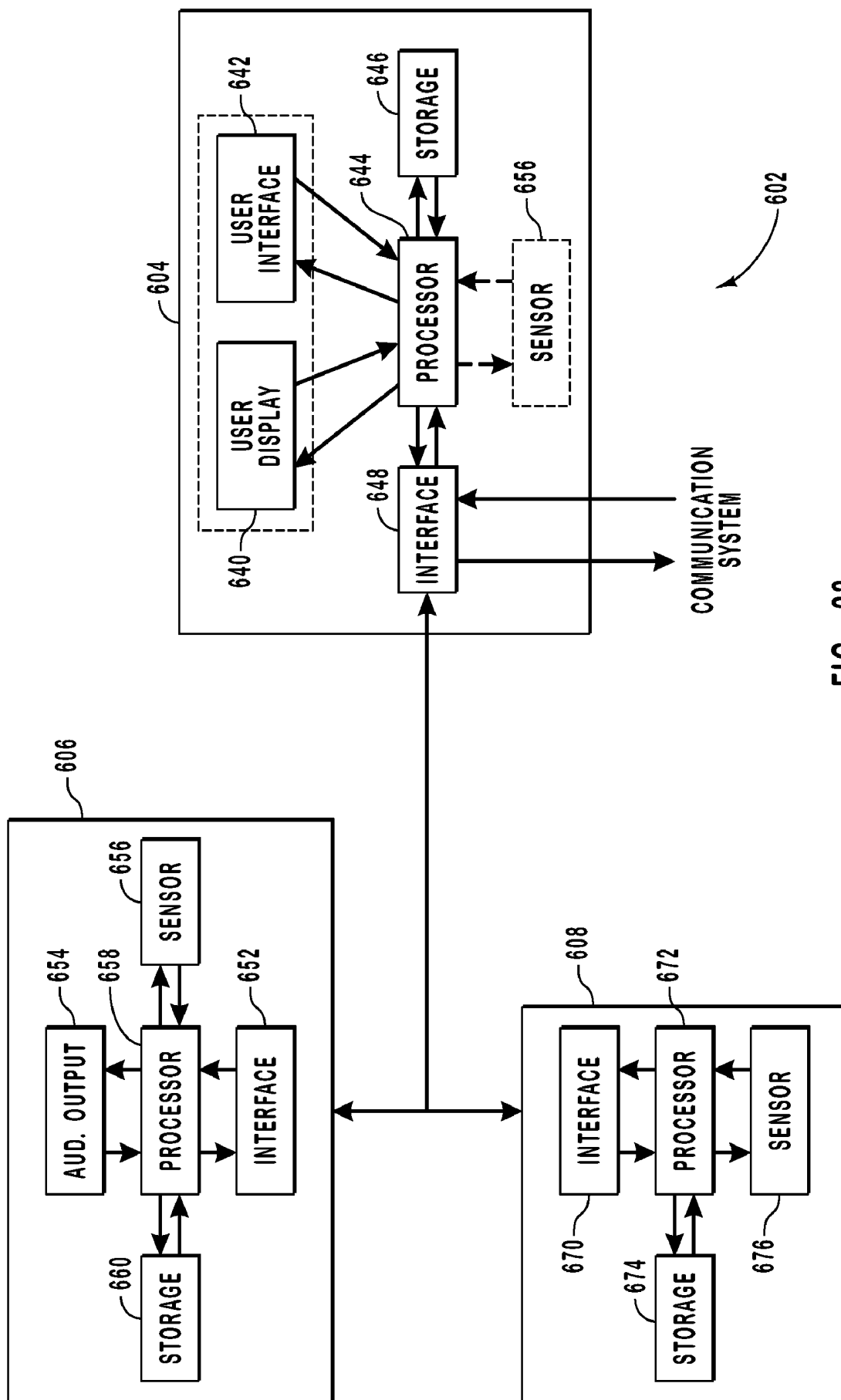


FIG. 23

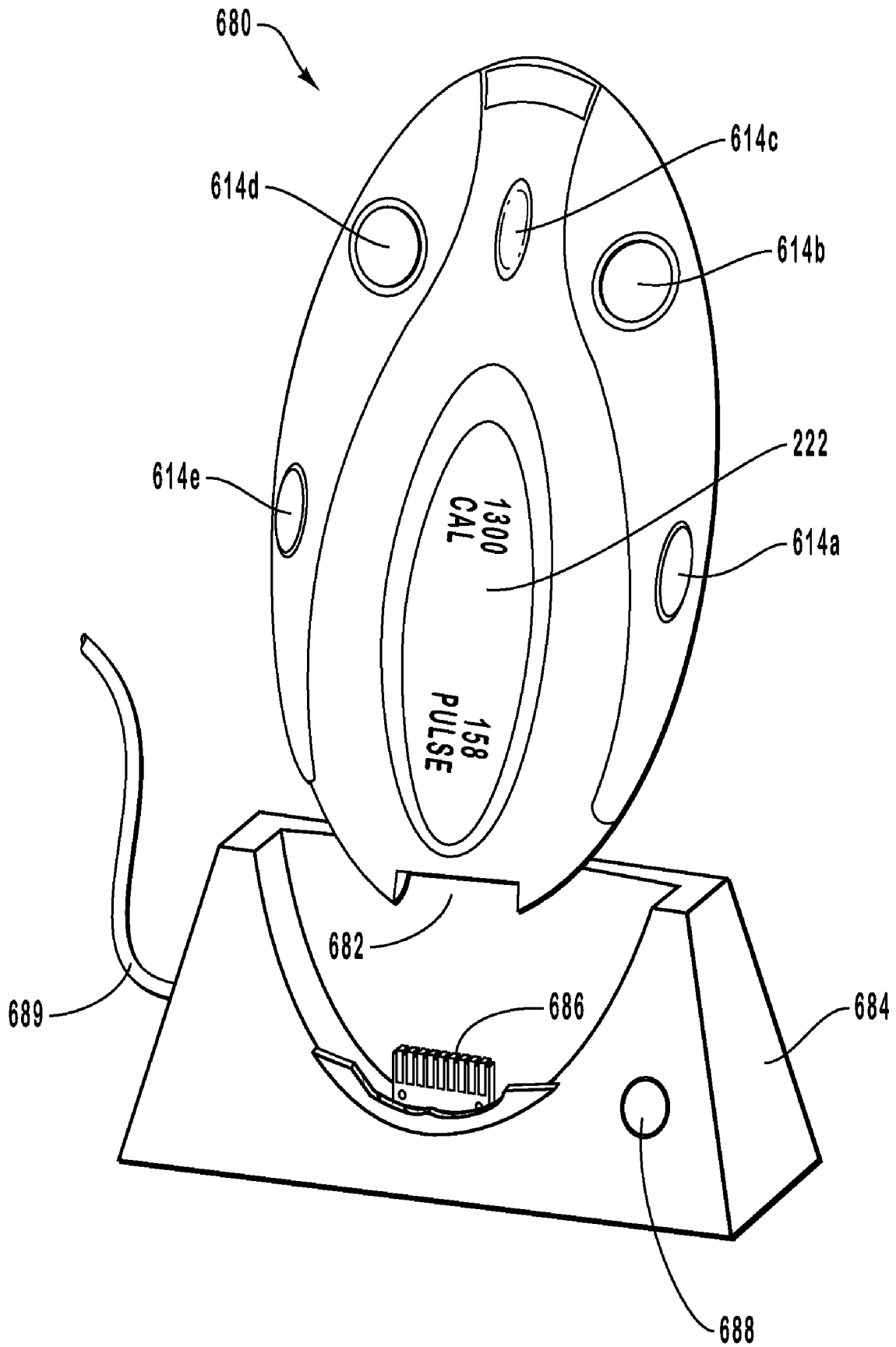


FIG. 24

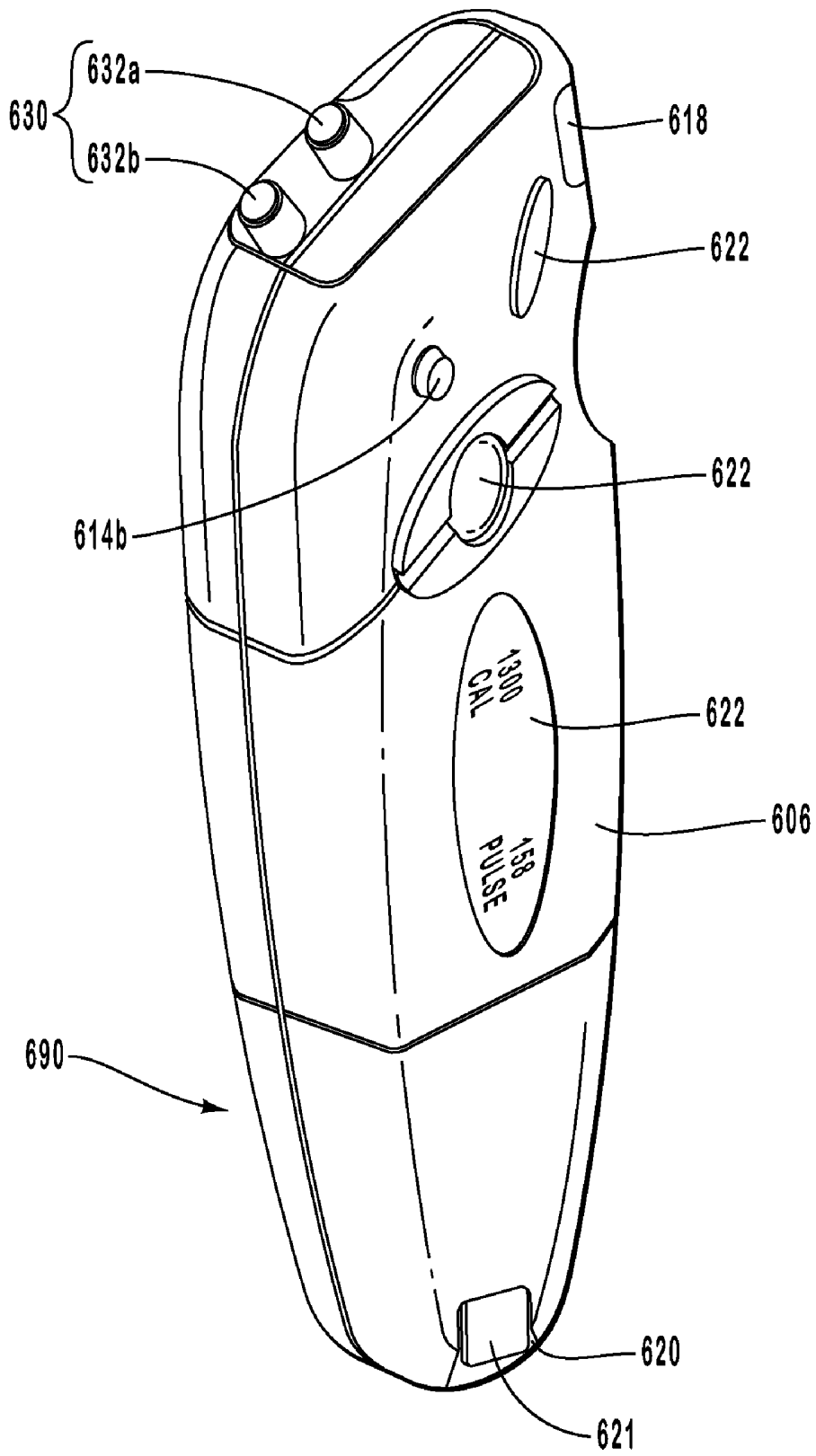


FIG. 25

**PORTABLE PHYSICAL ACTIVITY SENSING  
SYSTEM****CROSS-REFERENCE TO RELATED  
APPLICATIONS**

**[0001]** This application is a continuation application of co-pending U.S. patent application Ser. No. 11/314,133, filed Dec. 21, 2005, entitled "Methods and Systems for Controlling an Exercise Apparatus using a USB Compatible Portable Remote Device," which is hereby incorporated herein by reference in its entirety and which is a continuation of U.S. patent application Ser. No. 10/856,676, filed May 28, 2004, entitled "Methods and Systems for Controlling an Exercise Apparatus using a USB Compatible Portable Remote Device," now U.S. Pat. No. 7,628,730, which is hereby incorporated herein by reference in its entirety and which is a continuation-in-part application of U.S. patent application Ser. No. 09/776,410, filed Feb. 2, 2001, entitled "Methods and Systems for Controlling an Exercise Apparatus using a Portable Remote Device," now U.S. Pat. No. 6,997,852, which is hereby incorporated herein by reference in its entirety. U.S. patent application Ser. No. 09/776,410 is a continuation-in-part application of each of: (a) U.S. patent application Ser. No. 09/641,220, filed Aug. 18, 2000, entitled "Systems and Methods for Interaction with Exercise Device," now U.S. Pat. No. 6,458,060, which is hereby incorporated herein by reference in its entirety, (b) U.S. patent application Ser. No. 09/641,600, filed Aug. 18, 2000, entitled "Computer Systems and Methods for Interaction with Exercise Device," now U.S. Pat. No. 7,060,006, and (c) U.S. patent application Ser. No. 09/641,627, filed Aug. 18, 2000, entitled "System for interaction with Exercise Device," now U.S. Pat. No. 7,116,062. Each of U.S. patent application Ser. No. 09/641,220, filed Aug. 18, 2000, U.S. patent application Ser. No. 09/641,600, filed Aug. 18, 2000, and U.S. patent application Ser. No. 09/641,627, filed Aug. 18, 2000, is a continuation-in-part application of each of: (1) U.S. patent application Ser. No. 09/496,560, filed Feb. 2, 2000, entitled "System and Method for Selective Adjustment of Exercise Apparatus," now U.S. Pat. No. 6,447,424, which is hereby incorporated herein by reference in its entirety, and of (2) U.S. patent application Ser. No. 09/349,608, filed Jul. 8, 1999, entitled "Systems and Methods for Providing an Improved Exercise Device with Motivational Programming," now U.S. Pat. No. 6,312,363, which is hereby incorporated herein by reference in its entirety. This application is also a continuation-in-part of co-pending U.S. patent application Ser. No. 12/413,362, filed Mar. 27, 2009, entitled "Systems, Methods, and Devices for Simulating Real World Terrain on an Exercise Device," which is a continuation-in-part of U.S. patent application Ser. No. 11/849,068, filed Aug. 31, 2007, entitled "Exercise Device with On Board Personal Trainer," which is a continuation-in-part of U.S. patent application Ser. No. 11/315,682, filed Dec. 21, 2005, entitled "Methods and Systems for Controlling an Exercise Apparatus Using a Portable Data Storage Device," which is a continuation-in-part of U.S. patent application Ser. No. 10/856,676, filed May 28, 2004, entitled "Methods and Systems for Controlling an Exercise Apparatus Using a USB Compatible Portable Remote Device," now U.S. Pat. No. 7,628,730, which is hereby incorporated herein by reference in its entirety and which is a continuation-in-part of U.S. patent application Ser. No. 09/776,410, filed on Feb. 2, 2001, entitled "Methods and Systems for Controlling an Exercise Apparatus using a Portable Remote Device," now U.S. Pat.

No. 6,997,852, which is hereby incorporated herein by reference in its entirety. U.S. patent application Ser. No. 09/776,410 is a continuation-in-part of each of: (a) U.S. patent application Ser. No. 09/641,220, filed on Aug. 18, 2000, entitled "Systems and Methods for Interaction with Exercise Device," now U.S. Pat. No. 6,458,060, which is hereby incorporated herein by reference in its entirety; (b) U.S. patent application Ser. No. 09/641,600, filed Aug. 18, 2000, entitled "Computer Systems and Methods for Interaction with Exercise Device," now U.S. Pat. No. 7,060,006, which is hereby incorporated herein by reference in its entirety; and (c) U.S. patent application Ser. No. 09/641,627, filed Aug. 18, 2000, entitled "System for interaction with Exercise Device," now U.S. Pat. No. 7,116,062, which is hereby incorporated herein by reference in its entirety. Each of U.S. patent application Ser. No. 09/641,220, filed on Aug. 18, 2000, U.S. patent application Ser. No. 09/641,600, filed Aug. 18, 2000, and U.S. patent application Ser. No. 09/641,627, filed Aug. 18, 2000, is a continuation-in-part of each of: (1) U.S. patent application Ser. No. 09/496,560, filed on Feb. 2, 2000, entitled "System and Method for Selective Adjustment of Exercise Apparatus," now U.S. Pat. No. 6,447,424, which is hereby incorporated herein by reference in its entirety, and (2) U.S. patent application Ser. No. 09/349,608, filed on Jul. 8, 1999, entitled "Systems and Methods for Providing an Improved Exercise Device with Motivational Programming," now U.S. Pat. No. 6,312,363, which is hereby incorporated herein by reference in its entirety.

**BACKGROUND OF THE INVENTION****[0002]** 1. The Field of the Invention

**[0003]** This invention relates to exercise equipment and, more specifically, to systems and methods for providing improved exercise devices in combination with other users and/or a live or stored trainer via a communications network.

**[0004]** 2. The Relevant Technology

**[0005]** In an attempt to improve their health and physical conditioning, consumers are purchasing home exercise devices in record quantities. One common challenge with home exercise equipment is motivating the purchaser to use the device on a consistent and ongoing basis, while providing access to experienced trainers and individually developed exercise programs from the comfort of a user's own home. In addition, many exercise devices involve repetitive actions, which can quickly become tedious to a person exercising alone.

**[0006]** Health clubs, on the other hand, have organized various exercise classes and routines involving a group setting. In the proper setting, a group approach to exercise creates a synergy, whereby individual members of the class derive encouragement and motivation from other members of the group.

**[0007]** Furthermore, while individuals exercise at a health club they are taught the correct techniques for exercising, thereby reducing the possibility of being injured during an exercise program. In addition, group settings promote a healthy sense of competition among group members. Initially, such group fitness and exercise classes typically involved aerobics, traditionally performed without the use of any ancillary exercise equipment or devices. In recent years, however, the group work out approach has been extended to classes that utilize various exercise devices. Take, for example, the recent rise in popularity of "Spinning Classes," in which each participant operates his or her own stationary

exercise cycle in a group setting, with a coach or instructor leading the group through a prescribed program or routine. Similarly, with recent advances in the design of treadmills, it is possible to have "Treadmill Classes" wherein an instructor not only leads the group, but the instructor is also able to control the operation of the treadmills of all of the class participants from a single control panel.

**[0008]** One of the primary disadvantages with group training, however, is that it is typically available only at health clubs and, therefore, is not as convenient as exercising in the privacy and comfort of one's own home. It would, therefore, be a definite advancement in the art of home exercise equipment to provide the desirable benefits of group exercise in a home setting. Some efforts have been made in the prior art to introduce a level of "interactivity" into exercise machines. For example, U.S. Pat. No. 5,489,249 discloses a video exercise control system in which a videocassette recorder (VCR) or similar device is coupled, via a hard wired connection, to an exercise machine, such as a treadmill. As an individual exercises on the treadmill, the VCR in synchronization with prerecorded audio/video presentations controls the speed and incline of the treadmill. U.S. Pat. No. 5,645,509, entitled "Remote Exercise Control System" that is incorporated herein by reference, discloses a remote exercise control system in which an exercise machine, such as a treadmill, may remotely communicate via a communications module with an evaluation module located at a remote location. Signals indicative of the operating parameters of the treadmill are transmitted from the treadmill to the evaluation module, and control signals are transmitted from the remote evaluation module for controlling the operating parameters of the treadmill. U.S. Pat. No. 5,888,172 is representative of another, in which an exercise device is coupled, via hard wired connection, to a video game device, such that the operating parameters of the exercise device are used as inputs to the video game controller, which then produces a video display based on the inputs received. However, these approaches nevertheless fail to provide many desirable benefits of group exercise.

#### BRIEF SUMMARY OF THE INVENTION

**[0009]** Exemplary implementations of the present invention provide advantages over the prior art with novel systems and apparatus. Such systems and apparatus, for example, can be configured to stimulate a group or class workout environment and synchronizing operation of the exercise devices with exercise programming; provide an exercise device that is capable of being controlled by packetized signals received from a trainer; provide an exercise device that is capable of enabling a user to communicate with a distantly located trainer; and provide an exercise device that communicates with a communication system that enables real-time communication with a trainer or alternatively access to one or more stored exercise programs.

**[0010]** Alternative exemplary implementations further provide advantages over the prior art with exercise systems that enables one or more users to receive real-time signals from one or more trainers via a network; exercise systems that enable a third party to control one or more user exercise devices and one or more trainer exercise devices in real-time; exercise systems that enable a user to access various exercise equipment and information from a variety of locations; systems where one device is capable of controlling one or more operating parameters of one or more other devices; and sys-

tems where the various modules of the system may be incorporated within a variety of devices.

**[0011]** Further exemplary implementations provide advantages over the prior art with systems and apparatus that incorporate modules for receiving and decoding control signals embedded in multimedia (i.e., audio and/or video) programming for controlling various operating parameters of the exercise device in synchronization with the multimedia programming; respond to control signals that are encoded in programming external to the exercise device and containing audio and/or video and that can be transmitted and received by the exercise device; enhance exercise devices, the operation of which can be controlled using interchangeable, multimedia programming containing control signals that is received via the Internet; and facilitate live, interactive communications between a treadmill user at home and a trainer or coach in a remote location, and which enables the trainer or coach to control the operating parameters of the user's treadmill on a live, real time basis.

**[0012]** The present invention, therefore, is directed to devices, systems, methods, programs, computer products, computer readable media, and modules for controlling the operating parameters of one or more devices by one or more distantly located, or optionally closely located, devices through the use of packetized data technology. The present invention is particularly well suited to devices that utilize one or more motors and/or other electrically driven actuators that control one or more operating parameters of a device, such as an exercise device.

**[0013]** In one embodiment, the exercise device is configured to enable a user to interact with a trainer in real-time communication and includes an exercise mechanism having a movable element for movement in performance of exercise by a user. One example of such an exercise device is a treadmill, although a variety of different exercise devices may be employed. By employing real-time communication and interaction with a trainer, an exerciser can interact with the trainer, thereby achieving many of the benefits of a group exercise session in a home environment.

**[0014]** The exercise device of the present invention may have a variety of different forms. However, in one exemplary embodiment, an exercise device configured to enable a user to interact with a trainer in real-time communication, comprises: (i) an exercise mechanism comprising a movable element; (ii) one or more user interface devices, that communicates with the exercise mechanism and gathers a first real-time signal from the user; (iii) a communicating mechanism that communicates with the interface device and enables real-time transmission of the first signal to the trainer and receives a packetized second real-time signal. The second real-time signal may comprise a variety of signals, such as control signal and/or audio and visual signals. A processor, responsive to a control signal is configured to control the operating parameters of the exercise mechanism in real-time.

**[0015]** Thus, according to the present invention, it is possible for a user to exercise on a device, such as a treadmill, while a trainer receives data regarding the operating parameters of the treadmill (and optionally of the user of the treadmill, e.g., heart rate), such as speed, inclination, etc. Upon receiving this data, the trainer can modify the operating parameters of the user's treadmill such that the user achieves an exercise program designed by the trainer. The trainer can also communicate in real-time with the user without interrupting any control signals that control the treadmill or other exercise device.

The user can also communicate with the trainer without affecting any of these controls during such communication.

[0016] A variety of different options are available for achieving the desired real-time communication. According to one such option, a user can receive a broadcast from a live trainer (human being) or a stored trainer (e.g., a website, video, disk, or dynamic or interactive software program) upon activating the exercise device. As another option, the user can receive programming in response to a signal sent by the user. As yet another option, the trainer can analyze information about the exercise device (e.g., speed) and/or user (e.g., heart rate) and control the operating parameters of the exercise device and/or provide recommendations to the user through audio or video communication.

[0017] Thus, the present invention relates to an exercise device capable of achieving real-time communication with either: (i) a live or (ii) stored trainer. The present invention also relates to an exercise system comprising: (i) one or more user devices, such as an exercise device; (ii) one or more trainer devices, such as another similar exercise device connected to each other in a master/slave relationship. Optionally, in addition to the master and slave devices, a third party can control the master and/or slave. Examples of such third parties include an individual located at a master control console that controls the master and/or slave, such as in the setting of a spinning class.

[0018] The trainer and user may be linked in direct communication (e.g., master/slave) or indirect communication, such as by linking both the trainer and the user to a communication system that controls the operating parameters of an exercise device used by the user and/or trainer. For example, if both the trainer and the user devices are connected to a communication system, such as a website, the website may control the user device and/or the trainer device. Alternatively, the communication system may track changes of the operating parameters of the trainer device and modify the operating parameters of the user device based upon the changing parameters of the trainer device.

[0019] Optionally, a stored trainer (e.g., a website) controls a user device without requiring the services of a live trainer. The present invention also enables first and second users to compete against each other by connecting their corresponding exercise devices to a communication system, such as a website.

[0020] The present invention also relates to programming, computer products and computer readable medium including instructions designed to facilitate the above-described systems, inventions and exercises and other systems, devices, and exercises. As will be discussed in greater detail, the present invention is not limited to any particular device, although treadmills and other exercises are employed as examples to illustrate the operation and function of the present invention.

[0021] These advantages in addition to other objects and advantages of the invention will be set forth in the description which follows, and in part will be obvious from the description, or may be learned by the practice of the invention. The objects and advantages of the invention may be realized and obtained by means of the instruments and combinations particularly pointed out in the appended claims.

#### BRIEF DESCRIPTION OF THE DRAWINGS

[0022] In order that the manner in which the above recited and other advantages and features of the invention are

obtained, a more particular description of the invention briefly described above will be rendered by reference to specific embodiments thereof that are illustrated in the appended drawings. Understanding that these drawings depict only typical embodiments of the invention and are not therefore to be considered as limiting of its scope, the invention will be described and explained with additional specificity and detail through the use of the accompanying drawings in which:

[0023] FIG. 1 is an exercise system according to the teaching of the present invention;

[0024] FIG. 2 is a perspective illustration of a reorienting treadmill with the tread base positioned in a first position for a user to perform exercises to be used in the exercise system of FIG. 1;

[0025] FIG. 3 is a perspective illustration of a reorienting treadmill of FIG. 2 with the tread base positioned in a second or storage position;

[0026] FIG. 4 is a partial plan view of portions of the reorienting treadmill illustrated in FIGS. 2 and 3 with the treadmill oriented in the second or storage position and with the bottom cover removed, revealing some of the internal components of the treadmill;

[0027] FIG. 5 is a partial exploded perspective view of the incline mechanism incorporated into the treadmill illustrated in FIGS. 2 through 4;

[0028] FIG. 6 is a perspective illustration of a control panel of the reorienting treadmill of FIG. 2;

[0029] FIG. 7 illustrates an exemplary computer and associated system that provides a suitable operating environment for the exercise system of FIG. 1;

[0030] FIG. 8 is a functional block diagram of a communication system of the exercise system of FIG. 1;

[0031] FIG. 9 is a functional block diagram of the treadmill and computer with associated translator box of FIG. 1;

[0032] FIG. 10 is a functional block diagram of the exercise system of FIG. 1;

[0033] FIG. 11 is a more detailed functional block diagram of the exercise system of FIG. 10;

[0034] FIG. 12 is a functional block diagram of the illustrative modules of the communication module;

[0035] FIG. 13 is a flow diagram illustrative of the process of gathering information through the login/registration module of FIG. 12;

[0036] FIG. 14 is a functional block diagram of illustrative modules of the audio program module of FIG. 12;

[0037] FIG. 15 is a flow diagram illustrative of the process of selecting an audio program for a particular exercise device selected from those illustrated in FIG. 14;

[0038] FIG. 16 is a functional block diagram of the illustrative modules and functions of the personal training module of FIG. 12;

[0039] FIGS. 17A-D are flow diagrams representative of the processes a user performs using the competition module of FIG. 12;

[0040] FIG. 18 is a flow diagram representing the process of performing diagnostic on the treadmill of FIG. 2 from a distant location;

[0041] FIG. 19 is a flow diagram representing the actions performed by the user and communication module to create audio and video programs in accordance with the teaching of the present invention;

[0042] FIG. 20 is a functional block diagram of a master-slave system according to the teaching of the present invention;

**[0043]** FIG. 21 is an alternative embodiment of an exemplary exercise system according to the teaching of the present invention;

**[0044]** FIG. 22 is a perspective illustration of an exemplary portable system to be used in the exercise system of FIG. 21;

**[0045]** FIG. 23 is a schematic representation of the portable system of FIG. 22;

**[0046]** FIG. 24 is a perspective illustration of one exemplary embodiment of a control device; and

**[0047]** FIG. 25 is a perspective illustration of an alternative embodiment of a control device.

#### DETAILED DESCRIPTION OF THE INVENTION

**[0048]** The present invention is directed to devices that include one or more motors or other electrically driven actuators used to control one or more operating parameters of the device. While the invention will be described in the context of a motorized treadmill, it should be understood that the invention is not limited to any particular type of exercise device. To the contrary, the present invention can be readily adapted to any motorized device or any other device that utilizes motors, solenoids, or any other electrically driven actuators to control any operating parameter of the device, such as speed, resistance, incline, time, temperature, or other similar operating parameters. The term “device” or “devices” shall refer broadly to any type of apparatus that includes one or more stepper motors, solenoids, or other electrically driven actuators or controllers. Additionally, the term “exercise devices” shall refer broadly to any type of device that takes the form of an exercise machine, including, but not limited to, treadmills, exercise cycles, Nordic style ski exercise devices, rowers, steppers, hikers, climbers, and elliptical or striding exercise devices.

**[0049]** Depicted in FIG. 1 is a representation of one illustrative system, designated by reference numeral 10, that may incorporate the novel features of the present invention, including various novel devices, hardware and software modules, and the like that may be remotely accessed and controlled in a real-time manner. As shown, one or more exercise mechanisms, such as a treadmill 12a-12n is in communication with one or more trainers at treadmill 20a-20n via a translator device 13 and a personal computer 14. The translator device 13 and personal computer 14 communicate with a network 16 that is a communication network that enables various hardware and software modules and devices to communicate one with another. Network 16, therefore, may be a local area network (LAN), wide area network (WAN), wireless network, packetized network, real-time network, and the like. Network 16 facilitates communication of treadmill 12 with a live trainer on treadmill 20 and/or communication system 18 (e.g. a website). Communication system 18 assists communication between a user on treadmill 12 and either a live trainer on treadmill 20, or some other third party 21, as will be described in more detail hereinafter. Optionally, communication system 18 acts as a stored trainer or connects to a stored trainer.

**[0050]** The following discussion will be directed to only a single treadmill 12 and a single treadmill 20, however, it may be appreciated that a similar discussion may be had for multiple treadmills 12a-12n, 20a-20n. In addition, although only one of each element of system 10 is depicted, it may be appreciated by one skilled in the art that system 10 may have a mixture of both single and multiple elements, for example, at least one treadmill 12, 20, translator device 13, personal

computer 14, network 16, and communication system 18. Alternatively, one or more of the elements of system 10 may be eliminated or the functionality thereof incorporated within the structure and function of one or more of the other elements of system 10.

**[0051]** Similarly, although each of the elements of system 10 are shown separated one from another, it may be appreciated by one skilled in the art that the hardware and/or software elements of the present invention may be incorporated within two or more elements. For example, translator device 13 and personal computer 14 may be incorporated within treadmill 12. Similarly, the hardware and/or software elements of the communication system 18 may be incorporated within treadmill 20.

**[0052]** As defined herein, the term “trainer” or “third party” 21 may include: (i) a live human being; or (ii) a stored trainer, such as a website, computer, optical media (e.g., compact disk or digital video disk), visual media, or magnetic media (e.g., videotape, readable disk), an electronic monitoring system, dynamic computer readable instructions, interactive and/or dynamic software programs, computer readable instructions, and other media and hardware and/or software modules and components, whether or not the trainer is located at treadmill 20 or at some other location. In one embodiment, the third party is another trainer.

**[0053]** Generally, system 10 enables exercise programming with control signals to be transmitted from a trainer at treadmill 20, or alternatively from communication system 18, to a user at treadmill 12. As disclosed in U.S. patent Ser. No. 09/349,608 entitled “Systems and Methods for Providing an Improved Exercise Device with Motivational Programming,” which is incorporated herein by reference, the programming may include motivational content and/or one or more control signals that may be used to control the operating parameters of treadmill 12 in real-time in an uninterrupted manner. The control signals may be synchronized with the motivational content and designed to control one or more operating parameters of the exercise device, such as the speed, incline, difficulty of exercise program, time, distance, and the like of an exercise program performed on treadmill 12.

**[0054]** As used herein, the term “motivational content” is used to broadly refer to any audio material, including dialog, narration, sound effects, and/or music, either alone or in combination with video material. In one embodiment of the present invention, the motivational content is stored in communication system 18 and includes an audio/video presentation of a personal trainer and others engaged in a series of exercises of varying difficulty. In another embodiment of the present invention, the motivational content is a live-on-live, real-time exercise program presented by one or more personal trainers that is either specific to one particular user or alternatively broadcast or optionally “webcast” to any user that may access communication system 18. In still yet another embodiment, the programming includes an exercise profile of the intensity of various exercise criteria, such as, but not limited to, speed, incline, or resistance of the exercise device, that is displayed continually or periodically to the user during the performance of the programming. In still yet another embodiment of the present invention, the user controls the period of when the exercise profile appears. One skilled in the art may appreciate that various other configurations of programming are applicable.

**[0055]** Generally, the second real-time signal may include both the motivational content and the control signals, whether

or not such control signals are synchronized with the motivational content. Alternatively, the second real-time signal may include only the motivational content, other signals representative of measurable parameters of the exercise device (e.g. speed, inclination, resistance, etc) and/or a user of the exercise device (e.g. heart rate, blood pressure, etc), and the like. For example, treadmill 12 may transmit one or more signals to communication system 18. The signal may include parameters such as the status of the exercise device, e.g., active status (i.e., on), deactivated status (i.e., off), standby status (i.e., waiting), and the like, and/or parameters such as speed, inclination, resistance. Additionally, the signal may include parameters regarding the user, such as heart rate, blood pressure, and the like. Alternatively, treadmill 12 may receive programming "broadcast" by communication system 18 and/or a trainer at treadmill 20, such that any treadmill with the capabilities to receive the programming may access such, without the need to transmit one or more signals.

[0056] As mentioned above, the control signals control the operating parameters of treadmill 12, such as speed, inclination, resistance, and the like. Such control may be achieved by a trainer at treadmill 20, a combination of a trainer at treadmill 20 and communication system 18, or a third party 21 interacting with treadmill 20 and/or communication system 18. Generally, the present invention allows control of a device, such as an exercise device, without the need to interrupt the other portions of the programming, such as the real-time audio and/or video.

[0057] FIGS. 2 through 5 generally depict a typical motorized, reorienting treadmill 12. Although the discussion herein will be directed to treadmill 12, it may be appreciated by one skilled in the art that treadmill 20 may include all or a portion of the elements, modules, and means discussed herein

[0058] Treadmill 12, in one embodiment, includes a control panel 22 supported on a generally upright support structure 24 and a tread base 26. Upright support structure 24, in this illustrative embodiment, includes two side members 28, 30 coupled together by way of one or more cross members 32. Side members 28, 30 and cross members 32 may have various configurations and may be fabricated from various materials so long as they are capable of supporting control panel 22 and tread base 26. For example, the elements of upright support structure 24 may be fabricated from, but not limited to metals, plastics, composites, combinations thereof, and the like. Additionally, one skilled in the art may appreciate that various other exercise devices may have different upright support structures, side members, and cross members, or be devoid of one or more of such structures and members.

[0059] The tread base 26 typically includes a pair of side rails 34, 36 each having a front portion proximal to and a rear portion distal from upright support structure 24 when tread base 26 is in a downward exercisable position. As shown in FIG. 4, a front pulley 38 and a rear pulley 40 are disposed between and supported by side rails 34, 36, while a continuous belt 42 extends between and around front and rear pulleys 38 and 40, respectively. Pulleys 38, 40 and belt 42 may have various configurations and be fabricated from various materials, as known by one skilled in the art and commonly known within the exercise industry.

[0060] A deck 44, commonly fabricated from wood, typically supports the upper run of belt 42 and supports an exercising individual resting upon belt 42. Although deck 44 is preferably of a cellulose material such as wood, various other

types of material may be used so long as deck 44 is capable of supporting belt 42 and a user exercising thereupon.

[0061] As best seen in FIG. 4, in one embodiment, front pulley 38 is mechanically coupled to an electric tread drive motor 46 by way of pulleys 48 and 50 and a drive belt 52. In this illustrative embodiment, motor 46 further incorporates an inertial flywheel 54 that controls fluctuations in the rotational motion of a shaft of motor 46 during operation of treadmill 12. Motor 46 is optionally electrically coupled to a treadmill controller 56 that controls the operation of motor 46, and thus the speed of belt 42, in response to various user inputs or other control signals. As shown, treadmill controller 56 is incorporated within tread base 26; however, it may be appreciated by one skilled in the art that treadmill controller 56 may be incorporated within control panel 22 or alternatively within personal computer 14.

[0062] In addition to the ability to control and vary the speed of belt 42, treadmill 12 also permits the degree of incline of tread base 26 relative to the floor, or other surface upon which tread base 26 rests, to be varied. Typically, this is accomplished through the use of an incline drive motor 60 that rises or lowers one end of tread base 26 relative to the other end. In the embodiment illustrated in FIGS. 2 through 5, tread base 26 includes a pair of rear feet 62 and 64 that are rotatably attached to the rear of portion of side rails 34, 36. As best seen in FIGS. 4 and 5, feet 62 and 64 are mechanically coupled through a shaft 66 to incline drive motor 60, which causes feet 62 and 64 to pivot about their points of pivotal attachment to side rails 34, 36, thereby selectively raising or lowering the rear end of tread base 26 relative to the front end thereof. Motor 60 is also optionally electrically coupled to, and controlled by the treadmill controller 56.

[0063] As shown in FIG. 2, treadmill 12 (and optionally treadmill 20) includes control panel 22 attached to side members 28, 30 of upright support structure 24. Control panel 22, in one embodiment, as shown in FIG. 6, includes one or more interface devices. Such interface devices may be either input devices or output devices. Input devices enable a user to input and vary the operating parameters of treadmill 12. As examples of such input devices, control panel 22 includes many typical controllers for use on an exercise device, such as a treadmill. A number of illustrative input devices include but are not limited to speed controls 68, incline controls 70, time controls 72, distance controls 74, a start button 76, a stop or pause button 78, and heart rate controls 80. In addition to these input devices, such as one or more controllers, control panel 22 further optionally includes an iFit.com button 82, a manual override button 84, and a scaling control 86, each of which are also examples of input devices. It may be appreciated that each of the above-recited controllers or buttons may be embodied in a variety of different manners to perform their commonly utilized function. In addition, each controller, button, and the like may take the form of one or more switches, rheostats, potentiometers, touch sensitive controls, voice activated controllers, and the like. The input devices described herein are examples of structures capable of performing the function of interface means for gathering a first signal (such as a real time signal) from the user. One skilled in the art may identify various other configurations of interface means that are capable of performing the desired function. Additionally, it may be appreciated that treadmill 20 may also include such interface means.

[0064] As shown in FIG. 6, iFit.com button 82, in one embodiment, acts as both a selector and an indicator of con-

nectivity of treadmill 12 to communication system 18, and optionally treadmill 20, whether such connectivity is via translator device 13, computer 14, or directly from treadmill 12. The iFit.com button 82 optionally includes an indicator light (not shown) that demonstrates when a connection has been established between treadmill 12 and communication system 18, such as when iFit.com button 82 is depressed. Alternatively, a light emitting diode (LED) positioned in close proximity to iFit.com button 82 may be activated when iFit.com button 82 is activated.

**[0065]** The connection achieved by activating iFit.com button 82 may be via a variety of communication line connections. For example, as shown, control panel 22 includes a wireless port 105 that enables treadmill 12 to wirelessly communicate with network 16 (FIG. 1), either directly or via computer 14 and/or translator device 13. Alternatively, wireless port 105 may be located on tread base 26. Various other types of port or interface may be included within treadmill 12 to enable communication via one or more communication line connections. For example, treadmill 12 may include one or more ports and interfaces to enable communication line connection through existing broadcast technology, including television broadcast over the airwaves, cable or cable modems, satellite, telephone lines, whether analog or digitally based, the internet, DSL, G-Lite, wireless technology, infra-red (IR) technology, other high-speed data connections, or any other suitable transmission technology or medium. Optionally, a communication port on a user treadmill may enable communication directly with another treadmill (such as in a master/slave scenario), whether or not such communication utilizes a network.

**[0066]** In one embodiment, by activating iFit.com button 82, a user of treadmill 12, or other exercise device, connects to communication system 18, such as a website. Such connection may be via an independently located computer, such as computer 14, through translator device 13 or directly through a local area network (LAN) or wide area network (WAN) by way of the described communication line connections for example, or other connections known to one skilled in the art.

**[0067]** More specifically, by activating the iFit.com button 82 a signal is transmitted to communication system 18 to create a connection therebetween. In this manner, treadmill 12 may receive signals representative of exercise programming from communication system 18. Additionally, the connection with communication system 18 enables the user to obtain the services of a stored trainer or a personal trainer to perform programming, ask questions, download or access programming materials, surf the web, gather and send electronic mail messages ("e-mail"), listen to audio programming, view video programming, review and update user information and statistics, load user statistics, purchase exercise programming, equipment, and materials, update exercise device software and operating parameters, research exercise materials, and the like.

**[0068]** Furthermore, activation of the connection with communication system 18 enables treadmill 12, or other exercise device, to have the potential of being controlled during an exercise program by a third party, whether that third party is another personal trainer using another treadmill 20, a stored communication system 18, or some other individual, hardware, or software modules or components. For example, a third party individual or a stored third party trainer may operate a console controlling the operation of one or more

exercise devices in a group class setting, including devices operated by a live or stored trainer and by trainee users. This may be useful in a spinning class or other class in which a trainer trains trainee users. In one embodiment, as the third party controls the operation of the exercise devices, the trainer can communicate motivational messages to the trainee users.

**[0069]** Similarly, activation of the connection with network 16 and/or communication system 18 enables one or more users to interact one with another, and optionally compete one against another as shall be described in detail hereinafter. For example, a first user on treadmill 12a may receive information regarding the workout performed by a second user on treadmill 12n via network 16 and/or communication system 18, then compete against the second user and vice versa. This competition may be live on live or time adjusted, e.g., a workout recorded previously by the second user which the first user competes against. Greater information about communication system 18, with its associated modules and components will be discussed in detail hereinafter.

**[0070]** As mentioned above, control panel 22 may include manual override button 84. Manual override button 84 enables a user to override an action initiated by (i) a live trainer or (ii) a stored trainer, such as communication system 18, stored programming that is located within the memory of computer 14, or alternatively in memory stored in treadmill 12. For example, if the exercise program accessed through communication system 18 is too difficult for the user, the user may activate manual override button 84 thereby interrupting the program delivered to treadmill 12 by communication system 18. Furthermore, in the event that the exercise program is too easy, the user may increase the difficulty level of the exercise device. Consequently, manual override button 84 provides the user with a safety switch during operation of treadmill 12. In an alternate configuration of treadmill 12, the functionality of manual override button 84 is activated upon manual activation of one of the other input devices, such as but not limited to, incline controls 74, speed controls 76, stop/pause button 78, and the like.

**[0071]** Similar to the operation of manual override button 84, scaling control 86 enables a user to vary the operating parameters of treadmill 12 during an exercise program initiated externally to treadmill 12. A user may activate scaling control 86 and vary the intensity of an exercise program. The scaling control 86, therefore, enables a user to select a value representative of the proportional change to be made to the control signal received by the communicating mechanism of treadmill 12 from communication system 18. For example, if an exercise program requires a maximum speed of 6 miles per hour (mph) with a maximum incline of 15 degrees for a period of 30 minutes, an individual may activate scaling control 86 to require only 66% intensity of the exercise program; stated otherwise, reduce the intensity by one third. Therefore, the exercise program is varied to a maximum speed of 4 mph, with a maximum incline of 10 degrees, for a period of 20 minutes. Optionally, scaling control 86 may enable the user to set maximum values for each operating parameter of treadmill 12. In another configuration, scaling control 86 may enable the user to scale only one operating parameter of treadmill 12 while leaving other parameters unchanged. Hence, the user may vary the exercise program to their particular abilities, while obtaining the beneficial effects of exercising.

**[0072]** As another example of an input device of the present invention, control panel 22 may include a diagnostic control

**88.** Upon activation of diagnostic control **88**, whether by depressing a button or by some other manner known to one skilled in the art, treadmill **12** communicates with communication system **18** to check the operating status of the exercise device. Communication system **18**, thereby sends signals to the internal hardware and software modules of treadmill **12** to verify that the modules are operating within the desired specifications or to determine whether treadmill **12** may include software for which an update is available. In one embodiment, in the event that one or more of the hardware and/or software modules are damaged or not performing as required, communication system **18** may download one or more software updates from communication system **18** if possible. Alternatively, communication system **18** may inform the user that an error has occurred and advise that the user obtain maintenance of the hardware components of treadmill **12**.

**[0073]** As additional examples of input devices, according to another aspect of the present invention, control panel **22** may include an audio input device **90** and a video input device **92**. Audio and video input devices **90**, **92** enable a user to perform communication, such as real-time communication, with other users of exercise devices, via communication system **18** (FIG. 1). The audio and video input devices **90**, **92** also enable the user to hear and/or watch (i) a live trainer or (ii) a stored trainer, such as recorded programs, educational programming, entertainment programming, and the like. The diagnostic control **88**, audio input device **90** and video input device **92**, therefore, are structures capable of performing the function of interface means, communicating with the exercise mechanism, for gathering a first signal from the user. Various other configurations of such interface means are known to one skilled in the art in view of the teachings contained herein.

**[0074]** In one embodiment, audio input device **90** may take the form of a microphone, while video input device **92** may take the form of a video camera. Audio input device **90** and video input device **92** may alternatively take various other configurations as known by one skilled in the art. For example, audio input device **90** may be a microphone detachably connected to control panel **22** or another part of treadmill **12**. In another configuration, audio input device **90** may be located distant from treadmill **12**, while being capable of gathering the audio inputs from the user. In still another configuration, audio input device **90** may be eliminated from treadmill **12**, while treadmill **12** includes an audio jack, such as an RCA-type audio jack, RJ-type jacks, digital audio jack, and the like. In still another configuration, audio input device **90** may be a radio frequency (RF), infra red (IR), or wireless type microphone. Similarly, video input device **92** may have the configuration of a digital video camera integrally formed within control panel **22**. Alternatively, video input device **92** may be detachably connected to control panel **22** or another part of treadmill **12**, such as wireless digital cameras. Still in another configuration, video input device **92** may be located distant from treadmill **12**, while being capable of gathering the requisite video signals to be transmitted to communication system **18** (FIG. 1).

**[0075]** In addition to the above-described audio and video input devices **90**, **92** respectively, control panel **22** may include a variety of other input devices. For example, control panel **22** may include an integrally formed mouse **100**. Additionally, control panel **22** may include a keyboard jack **102** for an external keyboard **103**, a controller port **104** for receiving one of a variety of game controller, an integrally formed mouse **100**, a touch-sensitive video display, and various other

ports, jacks, or the like to receive various other external components. Each input device is adapted to allow a user operating treadmill **12** to more fully operate one or more operating parameters of treadmill **12**. Furthermore, the input devices enable the user to access communication system **18** and/or obtain educational, entertainment, or other information via network **16**, whether such information is from communication system **18** or from one of a variety of other hardware and/or software modules that are accessible via network **16**. For example, the input devices may allow the user to surf the Internet to find educational materials or entertainment. These additional input devices are further examples of structures capable of performing the function of interface means, communicating with the exercise mechanism, for gathering a first signal from the user.

**[0076]** Control panel **22**, in one embodiment includes one or more output devices that provide a visual and optionally an audio indication of the operational status of treadmill **12** to the user. As with the input devices, the output devices may have various configurations and perform numerous functions. Generally, the output devices described herein are each structures capable of performing the function of means for reproducing a signal. The output devices and hence the means for reproducing a signal may have various configurations as known to one skilled in the art in view of the teaching contained herein. In one embodiment, one video output device **94** may be a video display. Generally, video output device **94** presents the user of treadmill **12** with information and data transmitted from communication system **18**, whether such data is live transmission from treadmill **20**, or alternatively stored programming accessible by communication system **18**. Additionally, video output device **94** may optionally show information and data from: (1) various other sources selected by the user, third parties, or system **10**; (2) statistical information representative of the operational parameters of treadmill **12**, such as the speed, incline, duration of user's workout, etc.; (3) electronic mail messages (e-mail), and the like. Video output device **94**, in one embodiment is a liquid crystal display (LCD) or cathode ray tube (CRT) display.

**[0077]** One skilled in the art may appreciate that various other devices may be used to perform the functions of video output device **94**. For example, video output device **94** may be an electroluminescent display (ELD), a gas-plasma display, a thin film transistor (TFT) display, a virtual reality (VR) display, and the like. In another embodiment of the present invention, control panel **22** includes multiple video output devices **94**. In still another embodiment, video output device **94** is adapted to permit split screen or layered images that are associated with picture-in-picture viewing of various images and information. For example, video output device **94** may allow a user to watch various types of entertainment and/or surf the Internet, while receiving images representative of the exercise profile that they are following whether continuously, periodically, upon activation of a user control, or the like.

**[0078]** As shown in FIG. 6, in one embodiment of the present invention, control panel **22** includes an audio output device **96**, such as a speaker. Audio output device **96** performs a similar function to that of video output device **94**, in that audio output device **96** provides the user with audible signals representative of the operational parameters of treadmill **12**. Additionally, audio output device **96** may deliver audio, visual, or control signals to the user from communication system **18** and treadmill **20**. Such signals may be audible and/or inaudible signals transmitted from the trainer on tread-

mill 20. Various speakers are applicable and may operate as audio output device 96, for example, hardwired and wireless speakers, such as computer speakers, audio system speakers, and the like. Control panel 22 may optionally include one or more amplifiers in cooperation with audio output device 96. Furthermore, audio output device 96 may be circumvented through use of one of a variety of audio jacks that enable a user to listen to the audio output through headphones or similar audio transmitting device.

[0079] In addition to the output devices described above, the present invention may include various other output devices to provide information and data to the user of treadmill 12. In one embodiment of treadmill 12, control panel 22 includes one or more operating parameter displays. The one or more operating parameter displays give a visual display of some of the more important exercise device operating parameters, such as, but not limited to, speed, incline, distance traveled, calories used, elevation climbed, wheel resistance, and the like. The one or more operating parameter displays may use a numerical display, a graphical display, combinations thereof, or such other displays known to one skilled in that art. For example, the operating parameter display may be incorporated within video output device 94.

[0080] As shown in FIG. 1, communicating with treadmill 12 via personal computer 14 is communication system 18 and treadmill 20. Those skilled in the art will appreciate that computer 14 may take various configurations, including personal computers, hand-held devices, multi-processor systems, microprocessor-based or programmable consumer electronics, telephones, network PCs, minicomputers, mainframe computers, and the like. Additionally, computer 14 may be part of a distributed computer environment where tasks are performed by local and remote processing devices that are linked (either by hardwired links, wireless links, or by a combination of hardwired or wireless links) through a communications network, such as network 16. Furthermore, as suggested earlier, treadmill 12 may optionally incorporate the functionality of personal computer 14 therein or include one or more modules or components of computer 14 while not incorporating all the modules and components of computer 14.

[0081] The following discussion will focus on certain examples of alternate structures that may be used as computer 14; however it is understood that a similar discussion may be made for the hardware and/or software modules and components associated with communication system 18, treadmill 20, and/or a third party 21. Furthermore, it may be appreciated that treadmill 12, treadmill 20, communication system 18 and third party 21 may incorporate portions of computer 14 as described herein and appreciated by one skilled in the art in light of the teaching contained herein. Similarly, one skilled in the art will recognize that treadmill 12 and/or communication system 18 may include some or all of the modules and components of computer 14.

[0082] Generally, computer 14 is configured to receive data from various portions of treadmill 12 and deliver manipulated data to the hardware and/or software modules or components associated with communication system 18 and/or treadmill 20 or other treadmills 12a-n. In addition, computer 14 communicates with communication system 18 and retrieves audio, video, and control signals therefrom and provides these signals to treadmill 12, whether or not the signals are initiated solely by communication system 18, treadmill 20, a third party 21, or another treadmill 12a-12n. Computer 14

may, therefore, use various types of interfaces to communicate with treadmill 12 and network 16. For example, the interface may be a wireless interface thereby utilizing IR, RF, satellite, blue tooth transmission and associated protocols. Alternatively, the interface may be a modem, cable modem, ADSL connection, ISDN, Ethernet, or similar other connections, voice activated, and the like.

[0083] Following herein after is a general discussion of possible modules and components of computer 14. The following discussion is merely illustrative of modules and components that may form computer 14. It is appreciated that some of the referenced modules may be eliminated while other modules and components may be included within computer 14, as known by those skilled in the art.

[0084] With reference now to FIG. 7, in one embodiment of the present invention computer 14 is a general-purpose-computing device, including a processing unit 110, a computer memory 112, and a computer bus 124 that couples various computer components including the computer memory 112 to the processing unit 110. The computer bus 124 may be any of several types of bus structures including a memory bus or memory controller, a peripheral bus, and a local bus using any of a variety of bus architectures. Additionally, when treadmill 12 includes computer 14 and/or translator 13 computer bus 124 may be an I<sup>2</sup>C bus, a SPI bus, a microwire bus, a microbus, and the like. Also, computer bus 124 may use the CAN protocol, CSAFE 1 protocol, or some other protocol known to one skilled in the art to allow communication between treadmill 12 and communication system 18 and/or treadmill 20 either directly or through network 16.

[0085] The computer memory, in this particular embodiment, includes read only memory (ROM) 126 and random access memory (RAM) 128. A basic input/output system (BIOS) 130, containing the basic routines that help transfer information between elements within computer 14, such as during start-up, may be stored in ROM 126.

[0086] The computer 14 may also include a magnetic hard disk drive 132 for reading from and writing to a magnetic hard disk 138, a magnetic disk drive 134 for reading from or writing to a removable magnetic disk 140, and an optical disk drive 136 for reading from or writing to removable optical disk 142 such as a CD-ROM or other optical media. The magnetic hard disk drive 132, magnetic disk drive 134, and optical disk drive 136 are connected to computer bus 124 by a hard disk drive interface 144, a magnetic disk drive-interface 146, and an optical drive interface 148, respectively. The drives and their associated computer-readable media provide nonvolatile storage of computer-executable instructions, data structures, program modules, and other data for computer 14 as will be discussed in detail hereinafter. Although the exemplary environment described herein may employ a magnetic hard disk 138, a removable magnetic disk 140, and a removable optical disk 142, other types of computer readable media for storing data can be used, including magnetic cassettes, flash memory cards, digital video disks, Bernoulli cartridges, RAMs, ROMs, and the like.

[0087] Computer 14, in one embodiment, further includes program code means comprising one or more program modules that may be stored on hard disk 138, magnetic disk 140, optical disk 142, ROM 126 or RAM 128, including an operating system 150, one or more application programs 152, other program modules 154, and program data 156. A user may enter commands and information into computer 14, in one embodiment, through a keyboard 160, pointing device

162, or other input devices (not shown), such as, but not limited to microphones, joy sticks, game pads, satellite dishes, scanners, video cameras, potentiometers, buttons, switches, rheostats, or the like, whether such devices are incorporated within treadmill 12 or in communication with translator device 13 and/or computer 14. These and other input devices are often connected to processing unit 110 through a serial port interface 164 coupled to computer bus 124. Alternatively, the input devices may be connected by other interfaces, such as a parallel port, a game port, or a universal serial bus (USB), and the like. A monitor 166 or another video display device, such as those described herein is optionally connected to computer bus 124 via an interface, such as video adapter 168. In addition to the monitor, personal computer 14 may include other peripheral output devices (not shown), such as one or more speakers, and printers for obtaining recent statistical information regarding the user's workouts.

[0088] The computer 14, as depicted in this illustrative embodiment, may operate in a networked environment using logical connections to one or more remote computers, such as remote computer 170. The computer 14 may also communicate with treadmill 12 via a LAN and optionally communicate with communication system 18 and treadmill 20 via a WAN and optionally remote computer 170. Generally, each remote computer 170, communication system 18, and treadmill 12, 20 may be or include the structure and perform the function of another personal computer, a server, a router, a network PC, a peer device, or other common network node, and typically includes many or all of the elements described above relative to computer 14, although only one memory storage device 172 and its associated application program 174 has been illustrated in FIG. 7. The logical connections depicted in FIG. 7 include local area network (LAN) 176 and a wide area network (WAN) 178 that are presented here by way of example and not limitation. Such networking environments are commonplace in office-wide or enterprise-wide computer networks, intranets and the Internet.

[0089] When used in a LAN networking environment, typically computer 14 is connected to the local network 176 through a network interface or adapter 180 that communicates via one of a variety of communication line connections, such as those described previously. When used in a WAN networking environment such that computer 14 may communicate with communication system 18, computer 14 may include a modem 182, a wireless link, or other means for establishing communications over the wide area network 178, such as the Internet. The modem 182, which may be internal or external, is connected to computer bus 124 via serial port interface 164. In a networked environment, program modules depicted relative to computer 14, or portions thereof, may be stored in the remote memory storage device. It will be appreciated that the network connections shown are exemplary and other means for establishing communications over wide area network 178 may be used.

[0090] Various transmission or communication protocols may be used to enable computer 14 to receive and transmit data through network 16. In one embodiment of the present invention, computer 14, and more specifically, network interface 180 or serial port interface 164, may use TCP/IP communication protocol. Alternatively, computer 14 may use connection orientated or connectionless networks via asynchronous transfer mode (ATM) technology, X.25 protocol, Frame Relay protocol, packet switching protocols, circuit

switching protocols, dynamic packet switching protocols, 802.11RF protocol, home network protocols, CSAFE 1, CAN protocols, and the like to transmit and receive data through network 16.

[0091] The term "transceiving" as used herein will mean transmitting, receiving, or a combination of both transmitting and receiving data. The term "packetized", "packetizing", and the like, as used herein will mean data that has been manipulated into one or more packets according to a packet switching protocol for transmission via network 16, such as may be understood in light of the following teaching and knowledge within the art.

[0092] Generally, the packet contains the destination address in addition to the data. Each packet may be transmitted individually or may be combined or pooled with other packets of data going to similar destinations, such as audio data, video data and/or control signals. The packets of data or pooled data are optionally compressed and encapsulated for transceiving across network 16, where each packet may follow different routes to its destination. Once all the packets of a specific data message arrive at the destination, they are decompiled and deencapsulated into the original data. The packets may be prioritized according to content so that certain packets of data are delivered to computer 14, and hence treadmill 12, through network 16 faster than the other packets of data. For example, in a live-on-live exercise program situation audio and video data or signals are transceived faster than the control signals. Therefore, according to one embodiment, an individual may communicate with a trainer in real time without the need to interrupt the real-time communication between the trainer and the user so that one or more control signals may be delivered to the exercise device. An advantage of packetizing data, therefore, is that computer 14, translator device 13, and/or treadmill 12 may optimize its performance according to the available bandwidth of the communication connection line with network 16 without the need to interrupt the real-time communication between a user and a trainer.

[0093] The discussion above describes a computer detached from treadmill 12; however, as appreciated and stated earlier, all or portions of computer 14 may be optionally incorporated within treadmill 12. As such, some or all of the various elements of computer 14 may be incorporated within control panel 22, or alternatively within tread base 26. In various other configurations of the present invention, therefore, control panel 22 may include one or more magnetic hard disk drives, magnetic disk drives, optical disk drives, and associated interfaces. Control 22, therefore, may be capable of accessing programming that is stored on computer diskettes, CD ROMs, DVDs, and the like. Additionally, control panel 22 may optionally include a keypad integrally formed therein, or optionally include a standard keyboard interface that may enable a user to communicate with treadmill 12. The keypads and keyboard enable the user to control the operation of treadmill 12, and optionally communicate with communication system 18 and other hardware and/or software modules that may be accessible via network 16.

[0094] As depicted in FIG. 1, computer 14 may optionally communicate with translator device 13 that is configured to manipulate signals transmitted and received between computer 14 and treadmill 12. Specifically, translator device 13 may be used when computer 14 and treadmill 12 are incapable of directly communicating one with another. Translator device 13 includes one or more processors that convert the

signals passed therethrough to a form that the device to receive such signals might understand. For example, computer **14** may communicate with translator device **13** via a serial connection, while treadmill **12** may only communicate with devices that deliver data via a serial I<sup>2</sup>C connection or protocol. As such, translator device **13** is configured to manipulate the serial signal received from computer **14** into a signal capable of being delivered via a serial I<sup>2</sup>C connection or bus.

**[0095]** It may be appreciated by one skilled in the art that translator device **13** may convert various types of signal to various other forms capable of being transmitted to various interfaces. For example, translator device **13** may use a SPI bus, a microwire bus, a microbus, a CAN protocol, a CSAFE 1 protocol, a home network protocol, TCP/IP communication protocol, an asynchronous transfer mode (ATM) technology, X.25 protocol, Frame Relay protocol, packet switching protocols, circuit switching protocols, dynamic packet switching protocols, 802.11RF protocol, serial, parallel, USB, or wireless connection, and the like. Additionally, the structure and function of translator device **13** may be completely or partially incorporated within treadmill **12**, computer **14**, or a combination thereof.

**[0096]** Generally, computer **14** and/or translator device **13**, collectively and/or individually are examples of a communicating mechanism, communicating with the interface means (e.g., the input devices of console **22** that gather a signal from the user). In one embodiment, the communicating mechanism enables real-time transmission of a first signal to: a live trainer (e.g., on treadmill **20**), a stored trainer (e.g., communication system **18**), another user, or a third party **21**, for example. The communicating mechanism may also receive a packetized second real-time signal from any of these sources.

**[0097]** The second real-time signal may be an audio or visual signal directed to the user and/or a control signal directed to a device, such as an exercise device **12**, for example. The audio and/or visual signal and the control signal may come from the same source, such as a trainer **20**. In one embodiment, however, the second real-time signal comprises an audio and/or visual signal from one source and a control signal from another source. For example, the audio and/or visual signal may come from a live trainer, while the control signal may come from a website or vice versa. Optionally, the audio, visual, and control signals are each directed both to the user and to the exercise device, such as when the control signal is an audible signal directed to a microphone connected to the device.

**[0098]** Computers **14** and/or translator device **13** portions are collectively or individually examples of a communicating mechanism. Additionally, when portions of one more computers **14** and/or translator devices **13** are incorporated within treadmill **12**, such portions are collectively or individually examples of a communicating mechanism. Examples of such a communicating mechanism of the present invention may comprise (i) a single structure that enables transmission of the first signal and/or receives the packetized second signal or (ii) a first structure that enables transmission of the first signal and a separate second structure that receives the packetized second signal. Any of these communicating mechanisms are examples of structures capable of performing the function of communicating means, communicating with the interface means, for receiving a packetized second signal (such as a real-time signal), and optionally, for enabling transmission of the first signal (such as a real-time signal).

**[0099]** In one embodiment, the communicating means only receives the second signal. For example, upon merely activating a user input device, such as by turning the power of the exercise device or other device on, a first signal is “gathered from the user,” but is not transmitted. Instead, the first signal merely activates the power and enables the communicating mechanism to receive any second packetized signal that may be broadcast to the exercise device. Such a broadcast may be from a communication system **18**, such as by wireless transmission, RF transmission, or other means known to those skilled in the art. In another embodiment, the communicating mechanism transmits the first signal and receives the second signal.

**[0100]** Additionally, computer **14** and/or translator device **13**, collectively and/or individually are examples of structures capable of performing the function of control means, communicating with the exercise mechanism, for receiving one or more packetized control signals from the communication system indicative of the selected exercise program and for changing one or more operating parameters of the exercise mechanism based upon the selected exercise program and the one or more packetized control signals.

**[0101]** As discussed above with respect to FIG. **1**, computer **14** may transceive one or more signals to and from communication system **18** through network **16**. Referring now to FIG. **8**, a schematic block diagram of communication system **18** is illustrated. For simplicity, only the most relevant hardware components are illustrated in FIG. **8**. It may be appreciated by one skilled in the art that various other components may be included within communication system **18** depending on the particular use and function of communication system **18**.

**[0102]** As depicted, communication system **18** includes an interface **190** that communicates with a control processor **192** and an interface **198**. Interface **190** is configured to transceive one or more signals to and from computer **14** and treadmill **12** via network **16**. Such signals may include audio and visual signals of the user exercising, the status of the exercise device, such as active status, deactivated status, standby status, data and information about the user, such as heart rate, blood pressure, and the like that has been gathered by one or more health monitoring devices. Such devices may include but are not limited to electrodes, transducers, other ECG monitoring devices, a pulse watch, a heart rate monitor, an EKG electronic detection device, an ECG electronic detection device, and the like. Similarly, interface **198** enables communication system **18** to transmit the above signals to and receive various signals from a trainer at treadmill **20** via network **16** (FIG. **1**). Such received signals may include audio, visual, and/or control signals. Alternatively, the trainer at treadmill **20** may receive no signals, in the case where communication system **18** controls treadmill **12** without a trainer at treadmill **20**.

**[0103]** Each interface **190**, **198** therefore, may be of a variety of types depending on the particular communication line connection used in system **10** and the particular transmission protocols used by computer **14**, treadmill **12**, translator device **13**, or treadmill **20**. For example, interfaces **190**, **198** may be a wireless interface, may use infrared (IR), radio frequency (RF), microwave technology, satellite, blue tooth transmission, home network protocols, or various other protocols and technology as known by one skilled in the art. Alternatively, interfaces **190**, **198** may be a modem, cable modem, ADSL connection, ISDN, Ethernet, or similar other connections. Interfaces **190**, **198** either solely or in combination with the

other elements of communication system 18, may use various transmission protocols to transceive data between treadmill 12 and treadmill 20 via communication system 18. It may be appreciated by one skilled in the art that interfaces 190, 198 need not be the same, so long as they may communicate with control processor 192, and the other appropriate elements of system 10.

[0104] Communicating with interface 190 and interface 198 is a control processor 192. Control processor 192 is configured to transceive signals through interface 190 and manipulates the same based on selected programming selected by: (i) the user; (ii) a trainer located at treadmill 20; (iii) a third party 21; or (iv) a combination thereof. Subsequently, control processor 192, optionally in combination within interface 190 or 198, prepares the selected programming (i.e., audio and video signals with associated control signals, if any) for transmission to treadmill 12 and 20. Control processor 192 also preferably “packetizes” the programming so that packets of information may be “streamed” or downloaded through respective interfaces 190, 198 to computer 14, and subsequently treadmill 12, or to treadmill 20. Each packet of data may be sent individually, and may follow a different path across network 16 to reach computer 14 (or treadmill 12). Upon reaching computer 14 (or treadmill 12 or 20), the data may be “buffered” so that the data may be delivered to the user or trainer in real-time.

[0105] Generally, control processor 192 may include one or more micro-controllers, central processing units, state machines, programmable logic arrays, network logical arrays, or gates, ASIC processors, software-based controllers, combination logic, combinations thereof, and a variety of other controllers known by one skilled in the art to manipulate data transceived between treadmill 12, communication system 18, and/or treadmill 20.

[0106] Control processor is one example of a structure capable of performing the function of means for synchronizing and packetizing the control signals with the programming and delivering the packetized control signal to the user device. It may be appreciated that various other control processors and means are appropriate and known to those skilled in the art.

[0107] Communicating with control process 192 is memory 194 and external memory 196. As shown, external memory 196 is optionally included, depending on the particular data storage needs of communication system 18. For example, memory 194 and/or external memory 196 may include physical information regarding the operation of treadmill 12. Additionally, memory 194 and/or external memory 196 may be one structure capable of performing the function of storage means for storing programming. Memory 194 and/or external memory 196 may, therefore, include or be configured to access one or more audiocassette tapes, compact disks (CDs), mini disks (MDs), computer diskettes, videotapes, laser disks (LDs), digital videodisks (DVDs), computer diskettes, or such other media capable of storing audio and/or video programming, with associated control signals. Additionally, memory 194 and/or external memory 196 may store a particular set of control signals in synchronization with the above-recited audio and video media programming. In light of the teaching contained herein, it may be appreciated by one skilled in the art, that either memory 194 and/or external memory 196 may take the form of or include a database structure that enables access to the various programming stored therein.

[0108] Also communicating with control processor 192 is control signal generator 200. Control signal generator 200 includes circuitry and/or software to generate the control signals that are synchronized with the audio and video programming retrieved from memory 194 and/or external memory 196 or alternatively transmitted from treadmill 20 through interface 198. Therefore, control signal generator 200 may include one or more micro-controllers, central processing units, state machines, programmable logic arrays, network logical arrays, or gates, ASIC processors, software-based controllers, combination logic, combinations thereof, and a variety of other controllers known by one skilled in the art to generate one or more control signals.

[0109] Control signal generator 200 is one structure capable of performing the function of means for generating one or more control signals. One skilled in the art may identify various other configurations of means for generating one or more control signals.

[0110] Various configurations are applicable for encoding a control signal on a carrier signal included with the audio and video programming. Following hereinafter is a discussion of one format for encoding the control signals. It should be understood that the method of encoding set forth herein is representative only and is not intended to limit the scope of this invention or to limit the various other alternative means or methods by which a control signal may be transmitted to treadmill 12 and/or optionally treadmill 20. Additionally, any number of encoding schemes, which are known to those skilled in the art, may be used to carry out the desired function and are encompassed within, the scope of the present invention.

[0111] In one embodiment, the control signals generated by control signal generator 200 are carried on a two (2) kHz carrier signal, with each control signal consisting of two transmission bursts, each burst having three bytes of data. The second burst is intended to exactly duplicate the first burst for error checking purposes. The first byte of data of each burst, generated by control signal generator 200, in this illustrative embodiment, indicates the desired speed of the treadmill, while the second byte of data indicates the desired incline of the tread base 26, and the third byte is a check sum of the first and second bytes. For other exercise devices the first and second bytes may represent other operating parameters, like resistance of an elliptical device or cycle device. It may be appreciated that each burst may include less or more than 3 bytes of data, depending on the different type of device that communicates with communication system 18. As configured, the control signal uses a standard RS-232 protocol. Alternatively, control signals may also use other serial or parallel protocols, such as RS-422, RS-423, universal serial bus (USB) and various other communication protocols known by one skilled in the art in light of the teaching contained herein.

[0112] In one embodiment, each control signal includes both the first burst and the second burst. Generally, the control signal is typically left in one quarter second in duration. Each byte consists of eight bits of data, giving a high degree of resolution for controlling the exercise device operating parameters, such as treadmill speed and the degree of incline. In one embodiment, each time a control signal is inserted into the programming, the control signal entirely suppresses the audio portion of the programming for the duration of the control signal. Alternatively, and more preferably, the control signal does not entirely suppress the audio portion of the

programming. Rather the control signal overlays the programming so that the programming is uninterrupted. As a result, the control signals are audible to the user which also provides an audible cue or warning to the user that one or more operating parameters of treadmill 12 is about to change. Alternatively, the control signals are inaudible to the user, but may be analyzed by computer 14 and/or treadmill 12. The inaudible signals may, therefore, dictate an additional or alternate manner by which the user is signaled of an impending change in one or more operating parameters of treadmill 12. For example, in addition to an audio signal, the control signal may include a video signal, such as a flashing red border that may appear around the exterior perimeter of the video output device 94 and overlap the video display to inform the user of a change in operating parameters of treadmill 12. It may be appreciated by one skilled in the art that a combination of both audio and video indicators, whether or not the programming is modified, such as the audio being eliminated, or the video being eliminated, may be used to inform the user of an impending change in operating parameters.

[0113] As alluded to above, the control signals are detectable by computer 14 or treadmill 12, that verifies the control signal has the proper 2 kHz carrier frequency, checks to make sure that the control signals otherwise properly formatted, and check for errors. If the signal is approved, the signal is delivered to the appropriate controllers for varying the operating parameters of treadmill 12.

[0114] Generally, the operation of communication system 18 varies depending on the particular manner by which the programming is to be delivered to user on treadmill 12. In one configuration, treadmill 20 is similarly configured to treadmill 12, previously described. In such a case, when an individual wishes to perform an exercise program in real-time with a distantly located trainer training on treadmill 20, the trainer, preceding the scheduled exercise time, accesses or "logs on" to communication system 18. Upon logging onto communication system 18, the trainer prepares the desired exercise program or alternatively selects a stored control signal profile that is synchronized to the desired program from memory 194 and/or external memory 196. At the scheduled time for a live-on-live treadmill exercise program, both the user of treadmill 12 and the trainer located at treadmill 20 access communication system 18. The trainer activates the control signal profile, which is delivered to control processor 192. Control processor 192 delivers to both treadmill 12 and treadmill 20 both the audio and/or video programming and the desired control signals to vary the operating parameters of each treadmill 12, 20 in synchronization with the audio and/or video programming. Control processor 192, optionally in combination with interfaces 190, 198 prepares, the control signals with the audio and video signals in accordance with the communication protocol that computer 14, translator device 13, treadmill 12 and/or treadmill 20 uses. Alternatively, control processor 192 may deliver control signals to treadmill 12 to vary the operating parameters thereof, while sending an audio and/or video representation of the exercise profile (i.e., speed, distance, time, inclination of the exercise device) of the exercise program delivered to the user, so that the trainer may then manually vary the operating parameters of treadmill 20 as desired. The delivery of the programming including the control signal may be termed a packetized second signal (preferably a packetized second real-time signal).

[0115] In one embodiment, changes made by the trainer on treadmill 20 are translated into control signals that are deliv-

ered to treadmill 12 to vary the operating parameters therein. As such, treadmill 20 includes one or more sensors that identify changes made to the operating parameters of treadmill 20 and deliver signals representative of such changes to control processor 192. Upon receiving the sensed information, control processor 192 delivers a request to control signal generator 200. Control signals generator 200 subsequently generates a control signal associated with the actions taken by the trainer on treadmill 20 and passes those signals through control processor 192, interface 190, and optionally computer 14 to treadmill 12. The delivery of the programming including the control signal may be termed a packetized second signal or a packetized second real-time signal.

[0116] In still yet another configuration, treadmill 20 is configured to include control signal generator 200. In this particular configuration, as a trainer performs a programming workout, whether such programming is stored on treadmill 20 or alternatively accessed through communication system 18, control signal generator 200 creates the bursts of bytes in accordance with changes made by trainer made on treadmill 20. As such, the control signals are sent from treadmill 20 through interface 198 to control processor 192. Control processor 192 then passes the control signals along with the audio and video programming, through interface 190 to treadmill 12. The delivery of the programming including the control signal may be termed a packetized second signal (preferably real-time).

[0117] It may be appreciated by one skilled in the art, that the various above-described configurations are only illustrative of the manner by which treadmill 20 may control the operation of treadmill 12 either directly or alternatively indirectly through the use of control signal generator 200 and the other components and modules of communication system 18.

[0118] Following hereinafter, and depicted in FIG. 9, is a function of block diagram of one embodiment of treadmill 12. In this particular configuration, the functionality of personal computer 14 is not incorporated within treadmill 12; however, as may be appreciated by one skilled in the art, computer 14 may be incorporated within control panel 22 or other portions of treadmill 12. This embodiment enables true interactive communication between a user operating treadmill 12 in his /her own home, and a personal trainer located at a remote location, such as where treadmill 20 is located. Additionally, the trainer may observe the user in real-time and control the user's treadmill 12 remotely and in real-time via communication system 18 without interrupting the real-time audio and video programming.

[0119] As shown, treadmill 12 includes control panel 22 and treadmill controller 56. Although shown separated, it may be appreciated that portions of each may be combined together, thereby simplifying the modules and components of the present invention. Control panel 22, in this embodiment, incorporates audio input device 90 in the form of a microphone and a video input device 92 in the form of a video camera for gathering audio and video signals to be transmitted to communication system 18. As mentioned previously, the audio and video receivers need not be incorporated within control panel 22 or other portion of treadmill 12. Rather, audio input device 90 and video input device 92 may be located distant from treadmill 12, while having sufficient detection controls to receive the requisite audio and video signals.

[0120] Signals from audio input device 90 and video input device 92 are delivered to an audio/video controller 212.

Audio/video controller **212** is configured to manipulate the audio and video signals received from input devices **90, 92** in preparation for transmission to a processor **214**. Audio/video controller **212**, therefore, includes one or more amplifiers, micro-controllers, central processing units, state machines, programmable logic arrays, network local logical arrays, or gates, ASIC processors, software based controllers, combination logic, or combinations thereof to both manipulate audio and video signals that are to be transmitted or received by input devices **90, 92** and associated output devices **94, 96**. Additionally, audio/video controller **212** may include memory, such as a buffer, to store and aid with real-time transmission and delivery of the audio and video signals. It may be appreciated by one skilled in the art that various audio/video controllers **212** are applicable and known in the art in light of the teaching contained herein.

[0121] Communicating with audio/video controller **212** is processor **214**. Processor **214** converts the audio and video data received through audio/video controller **212** into the desired form that is capable of being transmitted to communication system **18** via communication interface **210**. As such, processor **214** may perform various operations on the data to be delivered to communication system **18**, such as, but not limited to, packing, encrypting, splitting, and the like. Additionally, processor **214** may be configured to perform various operations to data received from communication system **18**, such as, but not limited to, the reverse of the above operations. Generally, processor **214** may have various configurations to perform the above-described function as known by one skilled in the art. For example, processor **214** may take the form of one or more micro-controllers, central processing unit (CPU), state machines, programmable logic arrays, or network of logical gates, ASIC processor, software-based controllers, a combination of these components, or a variety of other controllers.

[0122] According to another aspect of the present invention, processor **214** may receive various inputs from one or more manually operated input devices **216**, such as manual override button **84**, scaling controls **84**, and other controls and buttons known to one skilled in the art in light of the teaching contained herein. In response to such inputs, processor **214** may vary the operating parameters of treadmill **12** and provide the user with notification of such change in the operating parameters of treadmill **12** via output devices **218** and/or video output device **94** and audio output device **96**. Processor **214**, therefore, is one structure capable of performing the function of means for controlling the operating parameters of the exercise mechanism in real-time and one structure capable of performing the function of control means for receiving one or more packetized control signals from a communication system indicative of a selected exercise program and changing one or more operating parameters of the exercise mechanism based upon the selected exercise program and the one or more packetized control signals.

[0123] Communicating with processor **214**, in one embodiment, is communication interface **210** that enables treadmill **12** to transceive data, such as packetized data, via a communication line. Communication interface **210**, in one embodiment, is a modem. Depending on the particular communication manner used to communicate with communication system **18**, different communication interfaces **210** may be used at different communication line connections. For example, the communication line connection may include existing broadcast technology, including television broadcast

over the airwaves, cable or cable modems, satellite, telephone lines, whether analog or digitally based, the internet, DSL, G-Lite, wireless technology, other high-speed data connections, or any other suitable transmission technology or medium. As such, communication interface **210** is compatible with existing conventional broadcast technologies and can interface with existing audio and/or video components commonly found in homes, thereby reducing the overall cost of the exercise device and reducing barriers to accessing communication system **18**.

[0124] Communicating with processor **214** and optionally communicating with communication interface **210** is treadmill controller **56**. As illustrated in FIG. 9, treadmill controller **56** communicates with control panel **22**. Generally, treadmill controller **56** may communicate with control panel **22** by an I<sup>2</sup>C bus, a SPI bus, a microwire bus, a microbus, and the like.

[0125] In one embodiment, treadmill controller **56** includes a treadmill processor **220**, memory **222**, and a control signal decoder **224**. Treadmill processor **220** is configured to control the operation of speed motor **226** and incline motor **228** that controls the speed and incline of treadmill **12**. Treadmill processor **220**, therefore, is one structure capable of performing the function of means for controlling the operating parameters of the exercise mechanism in real-time and one structure capable of performing the function of control means for receiving one or more packetized control signals from a communication system indicative of a selected exercise program and changing one or more operating parameters of the exercise mechanism based upon the selected exercise program and the one or more packetized control signals.

[0126] Treadmill processor **220** is optionally controlled by processor **214** or by control signal decoder **224** in response to the various signals received through communication interface **210** from communication system **18**. Alternatively, treadmill processor **220** may be controlled by signals obtained from memory **222**, via input devices **216**, audio input device **90** and video input device **92**. Treadmill processor **220** may include various components and modules to perform the desired function. For example, treadmill processor **220** may include one or more micro-controllers, central processing unit (CPU), state machines, programmable logic arrays, or network of logical gates, ASIC processor, software-based controllers, combination logic, a combination of these components, or a variety of other controllers.

[0127] Controller **212**, processor **214**, interface **210**, and treadmill processor **220** are collectively and individually examples of structures capable of performing the function of communicating means, communicating with the interface means, for receiving a packetized second signal, and optionally, for enabling transmission of the first signal.

[0128] Both processor **214** and treadmill processor **220** are capable of receiving and transmitting feedback signals from the various elements of treadmill **12**, for example, feedback from drive motor **226** and incline motor **228**. Each processor **214, 220** is capable of converting the feedback signals into signals for the video output device **94** or monitor **166** communicating with computer **14**. The particular feedback signals received from speed motor **226** and incline motor **228** may be stored in registers or memory modules.

[0129] Treadmill **12**, as depicted, optionally includes one or more sensors, such as belt speed sensor **230** and incline sensor **232**. Each sensor **230, 232** gathers a particular operating parameter of treadmill **12** (speed of belt **42** (FIG. 4) and

incline of tread base 26), such that control panel 22 may present outputs via the output devices that are indicative of the present operating state of treadmill 12 at any given point in time. Treadmill 12 may include other sensors that gather various other operating parameters, such as, but not limited to, maximum pulse and heart rate, average pulse and heart rate, target heart rate, length of workout session, and the like. Additionally, sensors 230, 232, optionally in combination with one or more other sensors, may determine whether an individual is actually exercising on treadmill 12 and deliver a feedback signal to processor 214 that informs communication system 18 and/or the trainer. Furthermore, sensors 230, 232, optionally in combination with one or more other sensors, may calculate whether the individual is a juvenile and stop treadmill 12 in the event that the user is a juvenile.

[0130] As discussed earlier, system 10 enables a user of treadmill 20 to communicate with and control one or more operating characteristics or parameters of treadmill 12. There are various manners by which treadmill 12 may be controlled by communication system 18 solely or in combination with treadmill 20 or a third party 21. Following hereinafter is a continued discussion of the operation of the illustrated embodiment of treadmill 12 depicted in FIG. 9.

[0131] During operation of treadmill 12 a user initially inserts a dead-man key (not shown) within port 98 of control panel 22 (FIG. 6). Upon insertion of the dead-man key, treadmill 12 is capable of being operated, i.e., power is allowed to flow to the various internal and external components of treadmill 12 and treadmill 12 has an active status. Once activated, a user may optionally connect to communication system 18 or use a stored or manually defined exercise program or workout. In the event that the user wishes to connect to communication system 18, in one embodiment, a user activates iFit.com button 82 (FIG. 6), thereby initiating the hardware and/or software modules within either treadmill 12 or computer 14 to create a connection with communication system 18. Alternatively, upon placing treadmill 12 in active status, treadmill 12 may automatically connect to communication system 18.

[0132] Once a link is achieved and a user optionally has provided a password and user identification, a user may select either stored or live-on-live exercise programs. Following the user selection, programming, whether live or stored is delivered (optionally in real-time) to communication interface 210 via one or more of a variety of communication line connections, whether such connections are digital, analog, serial, parallel, or a combination thereof. The particular configuration of communication interface 210 may vary based upon the particular communication line connection used.

[0133] It may be appreciated by one skilled in the art that the exercise program may be displayed to the user in a variety of manners, depending on the particular signals received from communication system 18 or trainer device 20. For example, the programming may include an exercise profile that periodically or continually appears on video output device 94. Alternatively, the programming may solely include the above-described exercise profile, thereby enabling the user of treadmill 12 to view educational or entertainment programming via video output device 94 during their exercise program.

[0134] Upon receiving the programming, communication interface 210 may optionally deliver the audio signal to control signal decoder 224 that identifies the control signal. In another setting, communication interface 210 may deliver both the audio and video signals, with the control signal, to

processor 214 for manipulation and distribution to the appropriate hardware components, and/or software modules. Such delivery of programming may be performed through use of a general-purpose bus or a variety of other buses and protocols, such as an I<sup>2</sup>C bus, SPI bus, Microwire bus, Microbus, CAN protocol, home network protocol, or the like. Additionally, the control signals, and the audio and the video signals may be delivered using the CSAFE 1 protocol or equivalent thereof for various other types of devices not within the field of exercise devices.

[0135] When communication interface 210 delivers all signals to processor 210, processor 214 separates the audio, video, and control signals and optionally delivers them to audio/video controller 212, control signal decoder 224, treadmill processor 220, or memory 224. For example, in one configuration processor 214 may optionally deliver portions of the audio and video signals to control signal decoder 224, either directly or through treadmill processor 220 such that the audio and video signals are “buffered” in accordance with “streaming” technology. If the available bandwidth does not allow real-time streaming of audio and video signals, video frames and the audio signals may be separated and transceived so that a segmented display is provided with real-time audio signals. Although segmenting of video frames is not preferred it is one possible alternative method of streaming audio and video signals. In another configuration, upon receiving the signals from processor 214, control signal decoder 224 may optionally store the complete audio and video signals for an entire program before treadmill 12 may access such signals. In yet another configuration, processor 214 may optionally deliver only the audio signal and the control signal to treadmill processor 220 that may include the functionality of control signal decoder 224 therein. The particular manner by which treadmill processor 220 retrieves either the encoded control signal or the decoded control signal may vary from configuration to configuration depending on the particular form of treadmill 12.

[0136] Generally, control signal decoder 224 either individually or collectively with processor 214 and/or treadmill processor 220 is one structure capable of performing the function of means for decoding the control signal having an input and an output. One skilled in the art may identify various other configurations of a means for decoding the control signal having an input and an output. For example, treadmill processor 220 and/or processor 214 may include a control signal decoder and hence be a means for decoding the control signal having an input and an output.

[0137] Following manipulation of the control signals to obtain the control instructions, treadmill processor 220 performs the control process on the various components of treadmill 12 as dictated by the control instructions. For example, treadmill processor 220 may cause motor 46 to speed up thereby accelerating belt 42 or alternatively cause motor 60 to rotate thereby raising or lowering tread base 26. Motors 46, 60 and 226, 228 are structures capable of performing the function of means, electrically coupled to the output of the decoding means for driving the moveable element in response to the decoded control signal. It may be appreciated by one skilled in the art that the control instructions may cause various other changes to the operating parameters of treadmill 12, and other devices. Similarly, various means for driving the moveable element in response to the decoded control signal. For example, the means may vary depending on the particular type of exercise device used.

[0138] While treadmill processor 220 is either decoding the control signal from the audio signal received from communication system 18 or merely activating speed motor 226 and/or incline motor 228, processor 214 delivers the audio and video signals received through communication interface 210 to audio/video controller 212. Audio/video controller 212 manipulates the signals received and passes the audio signal to audio output device 96 and the video signal to video output device 94. Optionally, processor 214 may send portions of the audio or video signals to the output devices 218 to provide the user with multiple sources of representations of the current operating parameters of treadmill 12, or exercise device.

[0139] In another alternative configuration of the present invention, the audio, video, and control signals received by communication interface 210 are delivered to processor 214 for manipulation and delivery to audio/video controller 212. In such a case, the video data is displayed on video output device 94 while the audio signal including the control signal is transmitted to audio output device 96. In this configuration, audio input device 90 or a second audio input device (not shown) is configured to receive various control signals that are delivered by audio output device 96 and pass those back to processor 214. The control signals are subsequently decoded and treadmill processor 220 may activate speed motor 226 and/or incline motor 228 in accordance with the delivered control signals.

[0140] Generally, communication interface 210, processor 214, audio/video controller 212, treadmill processor 220, and/or control signal decoder 224 are collectively and individually examples of a controller, responsive to the packetized second signal, configured to control the operating parameters of the exercise mechanism (preferably in real-time). Additionally, such controller is a structure capable of performing the function of control means, communicating with the exercise mechanism, for receiving one or more packetized control signals from the communication system indicative of the selected exercise program and for changing one or more operating parameters of the exercise mechanism based upon the selected exercise program and the one or more packetized control signals. It may be appreciated by one skilled in the art that the control means may have various other configurations.

[0141] Following hereinafter is a generalized discussion of a number of features of an exercise system, exercise devices, methods, computer products, and computer readable media associated with the teaching and disclosure of the present invention. Referring now to FIGS. 10-19, a system 250 is illustrated. The majority of the features described with respect to system 10, also apply to system 250.

[0142] Generally, this embodiment of the present invention may comprise one or more hardware components, such as those described above and illustrated in FIGS. 1, 7, and 10, and various special-purpose or general-purpose computers. Embodiments within the scope of the present invention also include computer-readable media for carrying or having computer-executable instructions or data structures stored thereon. Such computer-readable media can be any available media that can be accessed by a general-purpose or special-purpose computer and the hardware and/or software modules associated with system 10 (FIG. 1). By way of example, and not limitation, such computer-readable media can comprise RAM, ROM, EEPROM, CD-ROM, or other optical disk storage, magnetic disk storage, or other magnetic storage devices,

or any other medium which may be used to carry or store desired program code means in the form of computer-executable instructions or data structures and which may be accessed by a general-purpose or special-purpose computer. When information, such as one or more signals or programming is transferred or provided over network 16 or another communications connection (either hardwired, wireless, or a combination of hardwired or wireless) to treadmill 12, translator device 13, computer 14, communication system 18, and/or treadmill 20, such devices properly view the connection as a computer-readable medium. Thus, any such a connection is properly termed a computer-readable medium. Combinations of the above should also be included within the scope of computer-readable media. Computer-executable instructions may include, for example, instructions and data which cause a general-purpose computer, special-purpose computer, or special-purpose processing device to perform a certain function or group of functions.

[0143] Although not required, the present invention will be described in the general context of computer-executable instructions, such as program modules, that may be executed by one or more computers in various network environments, such as within the environments illustrated in FIGS. 1, 7, and 10. Generally, program modules include routines, programs, objects, components, data structures, etc. that perform particular tasks or implement particular abstract data types. Computer-executable instructions, associated data structures, and program modules represent examples of program code means for executing steps of the methods disclosed herein. The particular sequence of such executable instructions or associated data structures represents examples of corresponding acts for implementing the functions described in such steps.

[0144] According to this illustrative embodiment of the present invention, a distantly located personal trainer performing an exercise on one treadmill in real-time may control one or more operating parameters of an exercise device used by a user performing an exercise program. However, it may be appreciated that the systems, methods, and devices of the present invention may be implemented and utilized in various other situations and with various other exercise devices or other devices unrelated to exercise devices. The systems and methods of the present invention may be implemented using a variety of hardware and/or software modules and include a variety of computer network configurations, including but not limited to multiple computers and/or exercise devices that are connected via the Internet, LANs, WANs, and the like.

[0145] To more easily explain the function and structures of system 250, reference will now be made to FIG. 10 that is a block diagram illustrating one embodiment of the present invention. As shown, system 250, that is similar to system 10, includes a number of user modules 252a-252n that represent, in this embodiment, multiple exercise devices, translator devices 13, and/or computers 14, whether such exercise devices, translator devices 13, and/or computers 14 are located in the same area, or distantly located one with another, such as at a number of user's homes. Alternatively, as discussed earlier, user modules 252a-252n may take the form of various other devices known by one skilled in the art. For example, the exercise devices may include treadmill 12, ellipticals, cycles, steppers, hikers, climbers, Nordic type exercise devices, and other various types of exercise devices as known by one skilled in art.

[0146] Generally, user modules 252a-252n include one or more exercise mechanisms with one or more moveable elements that enable a user to exercise during an exercise program, whether such exercise program requires anaerobic exercise, aerobic exercise, or a combination thereof. Therefore, the modules of each user module 252a-252n may be structures capable of performing the functions of: (1) control means for receiving one or more packetized controls signals from the communication system (communication module) indicative of a selected exercise program and changing one or more operating parameters of the exercise mechanism based upon the selected exercise program and the packetized controls signals; (2) interface means, communicating with the exercise mechanism, for gathering a first real-time signal from the user; (3) communicating means, communicating with the interface means, for receiving a packetized second signal, and optionally, for enabling transmission of the first signal; (4) means for reproducing the second signal; (5) means for controlling the operating parameters of the exercise mechanism; (6) means for decoding the control signals; and (7) means for driving the moveable element in response to the decoded control signals.

[0147] In one embodiment, user modules 252a-252n communicate with a communication module 254, via network 16. In one embodiment, communication module 254 has a similar configuration to that of communication system 18 and is capable of transmitting and receiving data from user modules 252a-252n. As such, communication module 254 is able to "transceive" information and data to and from the various modules, components, and other hardware and/or software modules of system 250.

[0148] Generally, in one illustrative embodiment, communication module 254 is configured to act as an intermediary module between user modules 252a-252n and the various other modules of system 250. Communication module 254, therefore, enables user modules 252a-252n to communicate with and select one or more exercise programs, whether based on a live-on-live request or recorded exercise programs. The structures and functions related to communication module 254 will be discussed in greater detail hereinafter.

[0149] Optionally communicating with communication module 254 is one or more trainer modules 256a-256n. As illustrated, communication module 254 is directly communicating with trainer modules 256a-256n. Alternatively, trainer modules 256a-256n may communicate with user modules 252a-252n through network 16, therefore enabling user modules 252a-252n to communicate with trainer modules 256a-256n through network 16 without interacting with communication module 254, such as illustrated in FIG. 1, where a user treadmill 12 may communicate directly with a trainer treadmill 20.

[0150] Trainer modules 256a-256n, in one illustrative embodiment, include the structures and functions of treadmill 20. Generally, trainer modules 256a-256n include one or more exercise mechanisms with one or more moveable elements that enable an individual to exercise during an exercise program, whether such exercise program requires anaerobic exercise, aerobic exercise, or a combination thereof. Additionally, trainer modules 256a-256n are configured to enable a trainer, whether a physical therapist, personal trainer, or the like to perform an exercise program substantially simultaneously with or without substantial delay with users exercising through user modules 252a-252n. Furthermore, trainer modules 256a-256n may include hardware and/

or software modules and components that enable trainer modules 256a-256n to control the exercise devices incorporated within user module 252a-252n, such as treadmill 12. As such, trainer module 256a-256n may include various exercise devices commonly known by one skilled in the art, and various hardware and/or software modules that enable the trainer to vary each user module 252a-252n, whether individually, collectively, or subsets of the entire group of user modules 252a-252n.

[0151] It may be appreciated by one skilled in the art that trainer modules 256a-256n may take various other configurations as known by one skilled in the art, in view of the teaching contained herein. For example, although trainer modules 256a-256n are depicted herein, trainer modules 256a-256n may be substituted for one or more additional user modules 252a-252n. Therefore, system 250 may enable multiple users to interact one with another through network 16, without the capability to control one another. As referenced previously, it may be understood that system 10 may also enable multiple users to interact one with another through network 16, without the capability to control one another.

[0152] Optionally communicating with communication module 254 is a third party control module 258. Third party control module 258, in one embodiment, enables some third party such as an additional personal trainer, medical provider, development team, and the like to view the current exercise program, while having the ability to control various operating properties of user modules 252a-252n and/or trainer modules 256a-256n. For example, in a health club setting, third party control module 258 may take the form of a console operated by an individual who is able to control the operating parameters of one or more exercise devices (e.g., during a spinning class), whether operated by a trainer or user, during an exercise program. It may be appreciated by one skilled in the art that various other configurations of third party control module 258 are applicable and known to one skilled in the art, in view of the teachings contained herein.

[0153] Through the illustrative configuration of control system 250 depicted in FIG. 10, a user performing various exercise activities through user modules 252a-252n may communicate with trainers using trainer modules 256a-256n in real-time communication. Additionally, one user module 252a-252n may communicate with another user module 252a-252n without communicating with one of trainer modules 256a-256n.

[0154] Generally, communication module 254 may act as and take the form of a server, with associated hardware and/or software modules to enable communication between the various modules of the illustrated system 250. As such, user modules 252a-252n, trainer modules 256a-256n, and third party control modules 210 may be considered clients of communication module 254. Alternatively, a separate server or a server network, illustrated in dotted lines and referenced by numeral 260 may communicate with communication module 254. In such a case, communication module 254 acts as a client. Generally, user modules 252a-252n, communication module 254, trainer modules 256a-256n, and third party control 210 may communicate one with another, via various communication line connections as discussed herein and known to one skilled in the art in light of the teaching contained herein.

[0155] Reference is now made to FIG. 11, which is a more detailed schematic diagram of system 250. For ease of explanation, FIG. 11 only shows one user module 252 and one

trainer module 256; however it may be appreciated by one skilled in the art that a similar discussion may be made for multiple users and trainer modules 252, 256 respectively.

[0156] As shown, in one embodiment, user module 252 includes a user interface 262. User interface 262 enables a user utilizing the beneficial characteristics of user module 252 to engage and give commands thereto with respect to various operating parameters of user module 252. For example, user interface 262 may include one or more interface devices as discussed previously, such as one or more audio and video input devices 90, 92 and one or more audio and video output devices 94, 96 as described earlier herein. Therefore, user interface 262 enables the user to visually and/or audibly communicate with the trainer manipulating personal trainer module 256, various other stored programming, or other users. Consequently, user interface 262 may incorporate various structures and functions of treadmill 12, and more specifically control panel 22. Furthermore, user interface 262 may incorporate various portions of translator device 13 and computer 14, such as, but not limited to, monitor 166, keyboard 160, mouse 162, and the like. User interface 262 is one structure capable of performing the function of interface means for gathering a first real-time signal from the user and also means for reproducing the second signal from the trainer.

[0157] It may be appreciated by one skilled in the art that user interface 262 and hence the interface means may take various forms or configurations to perform the desired function thereof. For example, user interface 262 and interface means may be a voice activated interface, a touch sensitive interface, an automatic monitoring system, such as a system that monitors heart rate, blood pressure, and the like and various other measurable parameters of user module 252 and a user exercising through user module 252.

[0158] User interface 262, in one embodiment, communicates with exercise module 264, such as treadmill 12 or other mechanisms having a movable element. Exercise module 264 includes various hardware and software components that enable an individual to obtain aerobic exercise, anaerobic exercise, combinations thereof, or the like exercise program. For example, in one embodiment exercise module 264 is treadmill 12 with computer 14 and translator device 13. Alternatively, exercise module 264 is treadmill 12 with components of computer 14 and translator device 13 therein.

[0159] It may be appreciated that the various modules related to user module 252 may be incorporated within exercise module 264, or more specifically within treadmill 12 or some other device. In another configuration, exercise module 264 includes a movable element, such as belt 42, that allows the user to exercise. In yet another configuration, exercise module 264 may incorporate the structure and functionality associated with user interface 262 therein.

[0160] Communicating with exercise module 264 is a data storage module 266. Data storage module 266, in one embodiment is a database of operating parameters for exercise module 264 with respect to one or more exercise programs. As such, data storage module 266 may be a ASIC chip, programmable ROM, CD-ROM, EEPROM, PCMCIA card, compact flash card, flash bios, dynamic memory, magnetic storage disk, optical storage media, or the like. Additionally, data storage module 266 may be a hierarchal, relational, or other typical database, including related database management systems (not shown). Generally, data storage module 266 contains the necessary data and information to operate

exercise module 264 in accordance with a selected program by a user operating user module 252 or alternatively to perform the necessary exercise program designated by the operator of training module 256. Furthermore, data storage module 266 may store programming retrieved from communication module 254 in preparation for activation of exercise module 264 upon a request from a user, communication module 254, or trainer module 256. Data storage module 266 may be incorporated within exercise module 264 such as when user interface 262, exercise module 264, and data storage module 266 are part of treadmill 12, whether or not translator device 13 and/or computer 14 is integrally formed therewith.

[0161] Communicating with exercise module 264 is a safety module 268. Safety module 268 optionally communicates with storage module 224. Safety module 268 is intermediate between an interface module 270 and exercise module 264 and controls the data transferred through network 16 from communication module 254. As such, safety module 268 tracks the information delivered from communication module 254 and automatically engages a program stored within data storage module 266 upon disengagement of the connection with communication module 254 through interface module 270, thereby delivering one or more safety signals to exercise module 264. Alternatively, safety module 268 may maintain the operating parameters of exercise module 264 at the same level as before disengagement of user module 252 from communication module 254, thereby sending safety signals that maintain the operating parameters of exercise module 264 at the same level as before interruption of the programming. In yet another configuration, safety module 268 sends one or more safety signals that slowly decrease all the operating parameters of exercise module 264 to either a user defined or communication module 254 defined base level or to zero upon disengagement of user module 252 from communication module 254. As such, safety module 268 may include various hardware and/or software components and modules necessary to perform the desired function, such as, but not limited to, a buffer to store programming received from communication module 254. Therefore, safety module 268 is one example of a safety mechanism that is capable of manipulating the operating parameters of the exercise mechanism in the event that a packetized second control signal is interrupted. As such, safety mechanism may generate one or more safety signals to operate the exercise mechanism, as discussed herein. Safety module 268 is another example of communicating mechanism of the present invention.

[0162] Interface module 270, connected to safety module 268, manipulates the information and data transceived through user interface 262, whether such data is to be delivered to exercise module 264 or for delivery to communication module 254 through network 16. As such, interface module 228 performs various operations on the data, such as, but not limited to, encrypting data, decrypting data, buffering data, packetizing data, depacketizing data, and the like. Interface module 270 is one example of a communicating mechanism, communicating with the interface, the communicating mechanism enabling real-time transmission of the first signal to a trainer, the communicating mechanism receiving a packetized second real-time signal. In addition, interface module 270 is an example of a structure capable of performing the function of a communicating means, communicating with the interface means, for receiving a packetized second signal, and optionally, for enabling transmission of the first signal.

[0163] It may be appreciated by one skilled in the art that there are various other configurations of interface module 270 and hence communicating means. For example, interface module 270 may facilitate communication of data between one or more users rather than between user module 252 and trainer module 256.

[0164] Generally, each of the modules referenced as being included within user module 252 may be integrally formed with treadmill 12 or exercise module 264. Those modules may, alternatively, be added to or installed within an existing exercise device to allow the same to communicate with communication module 254. Therefore, the particular functions of each of the modules referenced within user module 252 may vary depending on the particular characteristics and properties of the exercise device. Similarly, user module 252 may include various other modules that may be appropriate, as understood and may be identified by one skilled in the art.

[0165] User interface 262, safety module 268, data storage module 266, and/or interface module 270 are examples of a controller, responsive to the packetized second real-time signal, configured to control the operating parameters of the exercise mechanism (or exercise module) in real-time. Additionally, such a controller is a structure capable of performing the function of control means, communicating with the exercise mechanism (or exercise module), for receiving one or more packetized control signals from the communication system (or communication module) indicative of the selected exercise program and for changing one or more operating parameters of the exercise mechanism (or exercise module) based upon the selected exercise program and the one or more packetized control signals. It may be appreciated by one skilled in the art that the control means may have various other configurations.

[0166] Communicating with user module 252 via network 16 is communication module 254. As shown, communication module 254 includes a communication user interface module 272 that transceives data, such as audio, video, and control signals between user module 252 and communication module 254. Communication user interface module 272 may have various forms, such as, but not limited to, those described herein with respect to interface 190. Additionally, communication user interface module 272 may include various hardware and/or software modules and components to encrypt data, decrypt data, buffer data, packetize data, and depacketize data, and the like.

[0167] Communicating with communication user interface module 272 is control module 274 that may have a similar configuration and function to control processor 192 in FIG. 8. Control module 274 performs many of the functions recited with respect to control processor 192, in that control module 274: (1) manipulates the data to be transmitted to user module 252, (2) enables the user to select one of a plurality of different programs, whether such programs are stored or live, such as those stored in memory 278, (3) requests the creation of control signals by control signal generation module 282 which may be synchronized with the exercise programs, (4) transmits data between one or more user modules 252, between a one or more user modules 252 and trainer modules 256 via communication trainer interface module 276, between one or more user modules 252 and/or third party module 258, and the like. Additionally, control module 274 may access data that is stored in one or more memory modules: memory 194 and external memory 196.

[0168] Furthermore, control module 274, may automatically disconnect data communication between user module 252 and communication module 254 when the movable element of exercise module 264 is stopped by the user. For example, in a gym type setting, once an individual connects to communication module 254, and/or communication system 18, control module 274 provides access to communication module 254 with associated programming. As a user exercises, control module 274 tracks the active status of the movable element of exercise module 264 to determine whether the user is continually exercising. When the user activates, through user interface 262, stop/pause button 78 (FIG. 6), control module 274 disconnects the user from communication module 254. Furthermore, control module 274 clears the temporary data file stored in storage module 224 of user module 252 and may also clear the temporary data files stored in communication module 254 that relate to the particular user. In this way, control module 274 prepares user module 252 and communication module 254 for use by subsequent users. Although the above discussion is directed to control module 274, it may be appreciated by one skilled in the art that control processor 192 may perform the same function with control processor's hardware and/or software modules and components.

[0169] Control signal generation module 282 may have a similar configuration to that of control signal generator 200 (FIG. 8), so long as control signal generation module 282 is capable of creating one or more control signals that may be synchronized with the audio and video signals retrieved from memory 194, 196 or received through communication trainer interface 276 from trainer module 256.

[0170] Trainer module 256 has substantially the same configuration as that of user module 252. Therefore, trainer module 256 includes an interface module 284 for transeiving data between trainer module 256 and communication module 254. Communicating with interface module 284 is an exercise module 286 and optionally a data storage module 288. Furthermore, trainer module 256 includes a trainer interface 290 that enables a trainer to input various exercise parameters to change the operating parameters of user module 252. Trainer interface 290, therefore, may include the various input devices recited previously with respect to user module 252 and/or treadmill 12.

[0171] Trainer module 256 optionally includes a control signal generation module 292. Control signal generation module 292 enables trainer module 256 to generate control signals that are synchronized with the audio and/or video signals that are transmitted from trainer module 256 to user module 252. Control signal generation module 292, therefore, is substantially the same as control signal generation module 282.

[0172] The synchronization of the audio and/or video signals with the control signals may be achieved in a variety of different manners. For example, in one embodiment of such synchronization, the audio and/or video signals indicate that the treadmill speed will move from 1 mile per hour to 5 miles per hour. The control signal may not automatically move the speed to 5 miles per hour, but may instead ramp gradually from 1 mile per hour to 5 miles per hour. Optionally, the control signal and video/audio signals are synchronized such that a message increasing to a given speed is instantaneously matched by the exercise device.

[0173] Following hereinafter is a discussion of the various optional modules that may be incorporated within communi-

cation module 254, in addition to those discussed earlier. It may be appreciated by one skilled in the art, that communication module 254 includes the typical user interfaces and communication interfaces for enabling user module 252a-252n to communicate with training module 256a-256n and optionally another user module 252a-252n. Generally, therefore, communication module 254 includes various other functional modules. Additionally, the following discussion describes various functions of communication system 18 and its interaction with a user at treadmill 12, computer 14, translator 13, third party 21, and/or a trainer at treadmill 20

[0174] As shown in FIG. 12, communication module 254 (FIG. 11) includes, in one embodiment, an iFit.com website 300 that acts as both an interface with the user, while also controlling the operation of user module 252a-252n and/or trainer module 256a-256n. As such, iFit.com website 300 is in communication with a number of various other modules forming one embodiment of communication module 254. Each module depicted may represent functionality included within communication module 254, while representing structural hardware and/or software modules that may either be incorporated within the hardware and software modules of iFit.com website 300, or alternatively, accessible by the hardware and software modules forming iFit.com website 300.

[0175] Generally, the iFit.com website 300 is hosted on one or more computers, whether a general-purpose or special-purpose computer, that may have the form of computer 14, or any variation thereof known by one skilled in the art in view of the teaching contained herein. As such, the hardware and software modules forming iFit.com website 300 may include those listed herein with reference to computer 14. As depicted in the illustrative configuration of FIG. 12, iFit.com website 300 may include login-registration module 302, audio program module 304, video program module 306, health information module 308, consumer purchase module 310, personal training module 312, competition module 314, diagnostic module 318, program generation module 318, advertising module 320, and links module 322.

[0176] According to one aspect of the present invention, communication module 254 includes a login-registration module 302 that is accessible via iFit.com website 300. Login-registration module 302 is configured to obtain the necessary registration and login information from a user wishing to use communication module 254 and the various audio/video and literary information contained therein, with their exercise device.

[0177] Referring now to FIG. 13, a flow diagram illustrating the operation of login-registration module 302 is depicted. Initially, login-registration module 302 identifies whether the user has logged into the communication module 254 before, as represented by decision block 330. In the event that the user is accessing or "logging in" to iFit.com website 300 for the first time, login-registration module 302 gathers the user information, as shown by block 332. Specifically, login-registration module 302 may gather the user's name, age, sex, type of exercise equipment being used, and various other data unique to the user. Additionally, login-registration module 302 may present the user with multiple questions to obtain statistical information regarding the user's background, education, work experience, income, hobbies, and other related information to aid operators of communication module 254 and system 250 in providing greater instructional information to the user. Furthermore, such statistical infor-

mation may also be used in targeting specific advertisement to the individual during an exercise program.

[0178] As information is gathered from the user, payment information, such as credit card numbers, accounts, and the like may further be obtained from the user. Alternatively, as depicted in FIG. 12, the step of obtaining payment information may follow the gathering of the user information, as shown by block 334. Once all the necessary information is gathered, login-registration module 302 assists the user in defining a login user identification number (user ID) and password that are unique to the particular user, as depicted by block 336. Upon defining the user password and user ID communication module 254 stores the information within a memory of communication module 254 and optionally user module 252. The user is subsequently asked to login to communication module 254.

[0179] Following the logging in procedure, the user is given access, as depicted by block 340, to communication module 254 to the specific level that they are allowed, based upon their responses to the various questions asked during the login procedure. For example, if a user defines the exercise device as a treadmill located at home, the user may be limited to only the treadmill related web pages of iFit.com website 300. Similarly, if a user does not define any account information the user may be limited to only the free web pages and information available thereon, while being restricted to access the fee-based web pages, such as to purchase exercise profiles, exercise equipment, and the like.

[0180] Referring again to decision block 330, if a user accesses communication module 254 for a second or any other subsequent times, decision block 330 is in the negative, and login-registration module 302 gathers the user ID and password from the user, as depicted by block 342. Upon gathering the user ID and password, login-registration module 302 verifies the user ID and password with the stored user ID and password, as represented by block 344. Subsequently, login-registration module 302 either rejects access to communication module 254 or alternatively allows access thereto with the specific level of access, as shown by blocks 346 and 340.

[0181] It may be appreciated by one skilled in the art, that various other functionality and structures might form login module 302. For example, login-registration module 302 may incorporate various processors, micro-controllers, logic circuits, and the like to analyze and store the information input during a login process. In one configuration, login-registration module 302 may communicate with user module 252 during the login process to verify that the exercise device used by the user is the same as previously indicated by the user during previous logins. In the event that the exercise device differs, whether by type, model or the like, login-registration module 302 may cause communication module 254 to either prompt the user to change the stored login information, thereby varying the access to the various programs, or automatically change the login information and associated access in light of the changed exercise device.

[0182] In another configuration, login-registration module 302 may be a separate hardware and/or software module or component that is located distantly from the hardware and/or software components or modules of communication module 254. In still other configurations, login-registration module 302 may be further adapted to store information regarding the use of exercise equipment. For example, login-registration module 302 or some other module of communication module

**254** may track the amount of time that a user spends exercising on a particular type of exercise device, thereby determining a user's exercising preferences.

[0183] Furthermore, login-registration module **302** may track the particular locations where the user trains to identify a user profile of the user's exercise activities throughout the United States of America or the World. Such information may then be used to provide the user with specific information related to those locations where the user exercises most. For example, the user may receive targeted advertising to exercise and non-exercise related businesses or services within the city or state of the place where the individual commonly visits or exercises.

[0184] Referring back to FIG. 12 communication module **254** includes an audio program module **304**. Generally, audio program module **304** is configured to provide the user with multiple selections of audio programs that are available for particular types of exercise devices. Additionally, audio program module **304** allows the user to purchase copies of the audio programs that may be performed on line.

[0185] As depicted in FIG. 14, audio program module **304** allows the user to select from various types of exercise devices with associated audio programs. As illustrated, audio programs may have separate information for treadmills, ellipticals, cycles, steppers, hikers, climbers, Nordic type exercise devices, and various other types of exercise devices known by one skilled in the art. As such, a user may manually select the particular exercise device to be used. Alternatively, audio program module **304** may dynamically select the particular exercise device and the various audio programs applicable to the user's exercise device by analyzing the user information gathered by login-registration module **302**. No matter the manner by which the particular exercise device is selected, FIG. 15 depicts an illustrative flow diagram that depicts possible user selections and data flow related to accessing the one or more audio programs available through communication system **18**, and more specifically iFit.com website **300**.

[0186] As shown, upon selecting a particular exercise device (whether manually or dynamically as discussed above), as depicted by block **350**, the user is allowed to select the type of music to be played during the program session, as depicted by block **352**. Once the user has selected the particular music type, the user is given the option to view the program information to determine if the difficulty level is too great, as depicted by decision block **354**. For example, if the individual wishes to view the exercise program profile, communication module **254** packetizes an audio and/or graphical representation of the exercise program selected (i.e., the maximum speed, maximum incline, time to perform the exercise program, amount of time at each maximum speed and incline, and various other operating parameters known to one skilled in the art) and transmits the data to either the integrally formed video output device **92** (FIGS. 1 and 6) mounted on treadmill **12**, or alternatively, to monitor **166** (FIG. 7) associated with computer **14** for review by the user, as depicted by block **356**.

[0187] Alternatively, the user may decide not to view the user profile, such that the response to decision block **354** is in the negative. Whether or not the user views the exercise profile, the user may select to begin the online exercise program, as depicted by decision block **358**. If the user selects in the affirmative, communication module **254** delivers the audio signals, with control signals, to user module **252** in accordance with the selection. Consequently, communication

module **254** may download the entire audio program to user module **252**, or alternatively "stream" the audio signals thereto by a manner known by one skilled in the art. Upon completion of the program, as depicted by block **360**, the user is given the opportunity to purchase their own copy of the audio program just performed, as represented by decision block **364**. In the event they decline to purchase the program session, the particular audio program session is completed and the user is optionally returned to the homepage of iFit.com website **300**.

[0188] Referring again to decision block **358**, if the user selects not to perform the online program, the user may optionally select to purchase the program, as depicted by decision block **364**. If this selection is in the negative, the user is returned to the homepage of iFit.com website **300**. Otherwise, if the user wishes to purchase the program, audio program module **302** gathers account information, as depicted by block **366** and media format, such as CD, tape, MP3 file, or the like, as depicted by block **368**. Furthermore, audio program module **304**, through video output device **90** or monitor **166** displays the pricing guides for various types of media and/or associated mailing costs, as depicted by block **370**. Alternatively, audio program module **304** may interface with an accounting module that performs the function of storing and collecting account information and purchase information from any of the various modules associated with communication module **254**. As such, communication module **254** may have a centralized accounting module that is accessible by one or more of the various modules forming communication module **254**. Furthermore, in another alternate configuration, audio program module **304** may communicate with login-registration module **304** and obtain account information therefrom.

[0189] Referring again to FIG. 12, communication module **254** further includes video program module **306**. Video program module **306** uses a similar flow of information and related functional operations as audio program module **302**; however, video program module **306** merely gives video options to the user, whether such video options include or exclude audio programs transposed or incorporated therein. Therefore, instead of selecting a music type, video program module **306** enables a user to select a video program session and receive real-time or streamed video and/or audio signals. Similarly, in the event the user wishes to purchase the video program, video program module **306** enables the user to select a particular type of video format such as CD ROM, DVD, video tape, MP3 file, and the like.

[0190] According to another aspect of the present invention, communication module **254** includes a health information module **308**. Health information module **308**, in one embodiment, includes a searchable database of information related to health issues for those exercising and/or those who wish to begin to exercise using communication module **254**. As such, in one configuration, health information module **308** is a distantly located database, such as a relational, hierarchal, or some other database that is accessible by the iFit.com website **300**. Alternatively, health information module **308** may be incorporated within the hardware and/or software components and modules hosting iFit.com website **300**.

[0191] Communication module **254** may optionally include a consumer purchase module **310**. Consumer purchase module **310** is configured to enable a user to purchase exercise equipment, materials such as books and instructional materials, nutritional supplements, and the like online. Con-

sumer purchase module 310 may, therefore, link directly to one or more affiliates of communication module 254. Alternatively, consumer purchase module 310 may include a database, whether relational, hierarchal, or the like that has stored specifications, pricing guides, illustrative images of exercise devices and products, and the like, that a user may search through to find the necessary or desired exercise equipment. Additionally, consumer purchase module 310 may include the necessary hardware and/or software modules to gather and store billing and purchase information from the user or alternatively, consumer purchase module 310 may communicate with a centralized accounting module that performs the necessary functions typically known by one skilled in the art related to accounting, billing, purchasing, sales, and the like activities.

[0192] According to another aspect of the present invention, communication module 254 includes a personal training module 312. Personal training module 312 enables a user to interact with a personal trainer on a live-on-live exercise session whether in a one on one session or in a group setting. Additionally, personal trainer module 312 enables the user to ask questions and receive communications from one or more personal trainers related to exercise advice, techniques, and programs, whether or not in real-time.

[0193] Referring now to FIG. 16, a schematic representation of the various illustrative functional modules of personal training module 312 are illustrated. As shown, personal training module 312 includes a scheduling module 380 that enables various individuals to schedule times to talk to and optionally perform a live workout program. Scheduling module 380 enables the user to access a profile module 382 that contains one or more trainer profiles. In this way, personal training module 312 enables a user to review the profiles of the various trainers to select the particular trainer that best suits the user's needs and/or time requirements. Profile module 382 may, therefore, include a database, whether relational, hierarchical, or the like, or some other data storage hardware and/or software that is capable of storing data in an accessible form.

[0194] Scheduling module 380, in one embodiment, communicates with a calendaring module 384 that lists the days of the month and the particular times available for one-on-one exercise programs with each trainer. Additionally, calendaring module 384 may list the times of group sessions and enable a user to select a particular session time reference within calendaring module 384 for the user to exercise with a personal trainer.

[0195] As shown, scheduling module 380 may communicate with a mailbox module 386 that includes multiple mailboxes, one for each user and trainer. Each mailbox may receive email from trainers and other users of communication module 254, or alternatively, only trainers or communication module 254 may deliver a message 388 to each user, such as electronic mail. Generally, each mailbox is configured to receive messages from the trainers regarding scheduled one-on-one exercise sessions or group sessions. Additionally, communication module 254 or iFit.com website 300 may deliver notifications of upcoming special group exercise sessions, or other information related to the user and/or exercising. Each user and/or trainer may save unique exercise programs created by the user and/or the trainer within data storage 390 accessible by mailbox module 386. Optionally,

data storage 390 may correspond to memory 278 (FIG. 11) or other external memory that is accessible to mailbox module 386.

[0196] Communicating with personal training module 312 is a video conferencing module 392. Video conferencing module 392 provides the functional hardware and/or software to allow a user to videoconference with a personal trainer. For example, video conferencing module 392 may include various hardware and/or software modules that: (1) assist with data transmission of audio and/or video signals between user module 252a-252n and trainer module 256a-256n; (2) assist with image and voice capturing; (3) packetizing or depacketizing data, and the like, such as those discussed with respect to system 10, or otherwise known to those skilled in the art in light of the teaching contained herein. Additionally, video conferencing module 392 allows the user to videoconference with the personal trainer in either a private room, as represented by numeral 394 or in a public room, as represented by numeral 396. In either case, (i.e., in the private or public room) the user may exercise with the personal trainer in a one-on-one or group setting.

[0197] It may be appreciated by one skilled in the art, that the functionality described herein with respect to personal training module 312 may be varied and is only illustrative of one possible embodiment thereof. Other functionality and associated structures such as hardware and/or software modules may be included within personal trainer module 312. Furthermore, various other linkages may occur between the various functional modules of personal training module 312. For example, in one alternate embodiment, calendaring module 384 is linked with private room 394 such that upon scheduling a one-on-one exercise program, a private room is automatically scheduled for the user. Additionally, calendaring module 384 may automatically send a message to the user's mailbox, thereby providing the user with information regarding the particular private room scheduled and a reminder of the schedule time.

[0198] According to another aspect of the present invention, as illustrated in FIG. 12, iFit.com website 300 includes a competition module 314. Competition module 314 enables one or more individuals to engage in competitive exercise programming with one another or alternatively with the communication module 254 hosting iFit.com website 300. Such competitive exercise programming motivates the users to exercise on a more regular basis while also setting goals for the individual to reach. Competition module 314, therefore, provides various benefits to those seeking to exercise on a regular basis.

[0199] Referring now to FIGS. 17A-17D, a flow diagram representing one illustrative operation of competition module 314 is depicted. As shown, a user selects the particular race types that they wish to engage in, as depicted by block 400. Three types of races are depicted; race around the world 402, race against the computer 404, and personalized race 406; however various other race types are applicable and known to one skilled in the art, in view of the teaching contained herein.

[0200] One particular race type is a race around the world. In the race around the world type race, an individual races against various other individuals to determine who will run around the world in the shortest time. Communication module 254 tracks the exercising activities of competing users of user modules 252a-252b and computes the distance traveled per exercise session and per user. A running total of the distance traveled is maintained and updated. Each competitor

may compare the total distance traveled against other competitors to see who runs a number of miles equivalent to running around the world in the shortest time.

[0201] With reference to FIG. 17A, when the race around the world race type is selected, competition module 314 retrieves the stored statistical information of the user, as depicted by block 410. The statistical information may include, but is not limited to, distance traveled by the user, average speed of the user, and the like. Once competition module 314 selects the stored statistical information, such information may be compared against other competitors in the race, as depicted by block 412. Competition module 314 may deliver comparison data to communication module 254. In turn, communication module 254 may deliver a graphical representation of the user's exercise distance, times, speed, and other information compared against other competitors to the user via user module 252a-252n. A user module 252a-252n or a user operating treadmill 12, for example, may view their distance and times with respect to other competing users of user modules 252a-252n, thereby being motivated to exercise more. Once such information is depicted, the user may modify their existing exercise programs to either increase or decrease exercise parameters of the programs. For example, if the user sees that they have not run as many miles as other competitors, they may increase the distance to be run in the future. Once the user is ready, the user may begin or continue the race, as represented by block 414. As the user exercises communication module 254 records new statistical information for the user, such as speed, distance traveled, calories used, and the like.

[0202] It may be appreciated by one skilled in the art that various other configurations of the race around the world type race are applicable and known to one skilled in the art. For example, in another configuration of the race around the world type race, a user may select a particular time period, say from January 1 to February 1, and race against others to see who travels the furthest distance within the given time period. Again, communication module 254 tracks the distance traveled of each competitor and may provide graphical representations of the position of one competitor against the other competitors. In still yet another configuration, the race around the world may include racing over various types of terrain ranging from deserts, mountains, and the like. As such, each competitor follows a similar overall exercise profile and communication module 254 tracks the time that a user takes to complete the race, for example, when a user slows down the treadmill based upon the terrain traversed.

[0203] Referring again to FIG. 17A, the user may optionally select to race against the computer, as referenced by block 404. As the name of the race type suggests, this option enables the user to select a particular type of race and a particular skill level of the computer against which to race. As shown in FIG. 17C, a user selects the difficulty level for the particular race, as represented by block 416, such as in the case of a treadmill, the speed, incline, distance, and the like. This may also enable the user to select a particular skill level of the computer, such as a beginner runner, intermediate runner, or advanced runner. Additionally, the user may select various other options, as represented by block 418, such as a head start for the computer or the user, scaling of the particular difficulty level, and the like. Upon completing the selections, the user may race against the computer, as represented by block 420.

[0204] With reference to FIG. 17A, another type of race is a personalized race, as depicted by block 406. In the personalized race, two or more individuals schedule a live on live session, such as in a private room of personal training module 312 where they may race one against the other, while viewing graphical representations of the distance, time, and speed of the other competitors. Alternatively, two or more individuals may schedule a race where the start time is adjusted based upon the particular location of the competitors.

[0205] As shown in FIG. 17D, a user may select a time-adjusted race, as depicted by decision block 422. If the user rejects time adjustment, then the user will race against one or more competitors in a live-on-live competition. The user selects one or more competitors, as referenced by block 424. Following the selection, each competitor enters a private room to begin the race and to synchronize each competitor's exercise device with communication module 254 and each other, as depicted by block 426. Alternatively, each competitor may merely enter the private room that has been scheduled for the race, thereby automatically selecting each competitor for the race, while synchronizing each competitor's exercise device in block 426 in preparation for beginning the race as depicted by block 428.

[0206] Synchronization prepares the communication links between each competitor and generates the displays and data flow therebetween, such as, but not limited to, the audio and video data flows and displays that enable each competitor to view their progress against each other. For example, the display may include a racing track that shows a relative position of each competitor one with another, or a trail that each competitor races along. It may be appreciated that various other data flows and displays are appropriate and known to one skilled in the art in view of the teaching contained herein.

[0207] As suggested above, the user may select a time-adjusted race. The time-adjusted race allows two or more competitors to conveniently race against each other. For example, the time-adjusted race allows an individual on the east coast to race against individuals in the Mountain Time zone and the west coast at the same local time, for example 5:00 p.m. The time-adjusted race, therefore, stores the race of one individual, say the individual on the east coast who races at 5:00 p.m. and then rebroadcasts the stored exercise race to those other individuals in various other time zones upon reaching the designated time period, such as 5:00 p.m. Mountain Standard Time, pacific time, and the like.

[0208] With reference to FIG. 17D, for ease of explanation, let us assume that three individuals, one on the east coast, one in the Mountain Time zone, and one on the west coast wish to race against each other at 5:00 pm local time. Each competitor accesses communication module 254 and selects each other as competitors, block 430, in a time-adjusted race, as depicted in decision block 422. Each competitor defines the particular time period or adjusted time at which each individual is to race, as depicted by block 432. The selections and adjusted times for each competitor are stored in one or more databases or other storage modules associated with an identification number given to the time-adjusted race or directly to each competitor. Once the information is entered and stored, the competitor on the east coast may perform their race on their own or with the aid of a pace setter generated by the computer at the appointed time, as depicted by block 434. Once the east coast competitor finishes their race, the statistical information and a real-time representation of the race is stored, as represented by block 436. Upon the arrival of the adjusted time for

the Mountain Time zone competitor to race, communication module 254 will rebroadcast the particular race performed by the east coast competitor to the Mountain Time zone competitor. Similarly, upon the time for the west coast competitor to race, communication module 254 will rebroadcast the particular race performed by the east coast competitor and optionally the Mountain Time zone competitor to the west coast competitor. It may be appreciated by one skilled in the art that the live on live and time-adjusted races may be performed in a variety of different manners. For example, the number of competitors is not limited to any specific number. Additionally, the time adjustments may allow for competitors throughout the world to race one against another.

[0209] It may be appreciated by one skilled in the art that competition module 314 may have various other configurations. For example, the functionality of competition module 314 may be incorporated within user modules 252a-252n. As such, two or more user modules 252a-252n may be in direct communication one with another, without the aid of communication module 254, and the internal modules of user modules 252a-252n enable competition data to be transceived between the user modules 252a-252n.

[0210] With reference again to FIG. 12, communication module 254 further includes a diagnostic module 316. Diagnostic module 316 enables the user to perform a diagnostic analysis of their particular exercise device or product in the case of disconnection or changes in the operation of their exercise device or product. Additionally, diagnostic module 316 enables the user to update and change operational parameters of the user's exercise device or product, either through manual activation of diagnostic control 88 (FIG. 6) or automatically through communication module 254. For example, in the event a new software update is available for the particular exercise device's software, communication module 254 may automatically recognize operation of the update and deliver the same to each individual having an exercise device or product that may benefit from updating of the software. Additionally, the diagnostic module 316 may identify problems with the exercise device and subsequently schedule arrival times for maintenance workers to resolve physical problems that are unable to be fixed by remote communication from communication module 254.

[0211] As such, referring now to FIG. 18, an illustrative flow diagram representing diagnostic module 316 is depicted. As shown, a user is asked to select whether they wish to update their product, as depicted by decision block 440. Alternatively, communication module 254 may automatically recognize that the exercise device or product is to be updated, therefore eliminating block 440 from the flow diagram. In the event that the user wishes to update the exercise device or product, communication module 254, and more specifically diagnostic module 316, connects directly to user module 252a-252n via network 16 (FIGS. 1 and 10), as depicted by block 442. Such connection may be achieved by a variety of manners, as known by one skilled in the art and also discussed herein. Upon connecting to user module 252a-252n or product, diagnostic module 316 verifies that particular hardware and/or software modules are contained therein, as shown by block 444. In the event that software or read/write hardware may be updated, the necessary executable file is either streamed or downloaded to user module 252a-252n, as referenced by block 446. Upon receiving the downloadable file, user module 252a-252n executes the executable file to update the hardware and/or software components therein, as refer-

enced by block 448. Alternatively, such as in system 10 (FIG. 1), the downloadable file may be downloaded to computer 14 which may execute the program and update treadmill 12 remotely.

[0212] Referring again to decision block 440, when the user answers in the negative, the user is subsequently queried as to whether they are having difficulty with their exercise device or product, as identified by decision block 450. Upon answering in the affirmative, diagnostic module 316 queries the user, as depicted by block 452, as to the difficulties they are having and what attempts if any, they have made to resolve the problem. Upon gathering the necessary information, diagnostic module 316 connects to the exercise device or other device, as depicted by block 454, and thereafter analyzes the various hardware and software problems to resolve and identify whether it is possible to remotely fix the problem, as depicted by blocks 456 and 458. In the event that the exercise device or product may be remotely corrected, through an update, as depicted by decision block 460, diagnostic module 316 will then perform the steps of updating as previously described in block 442, 444, 446, and 448. Alternatively, if the problem may not be corrected through remote access, diagnostic module 316 may automatically schedule a time for physical maintenance of the device or product. It may be appreciated by one skilled in the art, that various other functionality may be performed by diagnostic module 316.

[0213] In an alternate configuration, when user module 252 (FIG. 10) is placed in the active status (e.g. turned on) user module 252 may optionally analyze its internal hardware and/or software modules to verify that such modules are operating correctly. In the event that one or more problems occur, diagnostic module 316 answers decision block 440 in the affirmative, thereby automatically obtaining an update from communication module 254 (FIG. 10) or alternatively manually requesting information from the user. Optionally, when a user of user module 252 accesses communication module 254 (FIG. 10), communication module 254 activates diagnostic module 316 (FIG. 12) to analyze user module 252.

[0214] Referring again to FIG. 12, according to another aspect of the present invention, communication module 254 enables a user to prepare a personalized audio and/or video exercise program. Communication module 254, therefore, includes program creation module 318. Program creation module 318, referring now to FIG. 19, enables a user to select an audio program session, as depicted by decision block 470 and/or a video program session, as depicted by decision block 478. In the event that only an audio program session is desired, the user initially selects the type of exercise device that the program is to be used, such as, but not limited to, treadmills, cycles, steppers, hikers, climbers, Nordic style devices, ellipticals, and the like, as represented by block 472. Upon selecting the type of device, the user may then select a specific type of music, such as rock, pop, country, jazz, classical, alternative, or the like, that is to be used with the exercise program, as represented by block 474. Once a particular music type is selected, the user may then generate an exercise profile that the exercise device will follow during the exercise program, as depicted by block 476. Generation of the exercise profile may include defining one or more operating parameters of the exercise device, such as the speed and inclination of the tread base for a given period of time. Upon finalizing the exercise program, the user may then store the program, as represented by block 488, such as in their mailbox, on their exercise device, on a computer readable media, or the like.

[0215] In the case of a video program, the user again selects the particular type of exercise device to be used in association with the exercise programming, as represented by block 480. Upon selecting the exercise device, the user may select a particular video presentation they desire, as represented by block 482. The video presentation includes any type of motivational programming known to those skilled in the art. For example, and not by way of limitation, the video presentation may include natural scenes, such as mountains, oceans, streams, and the like, exercising individuals, educational programming, abstract images, and the like. It is preferred that each video presentation includes a specific sound track; however, the user may modify a particular audio track that is synchronized with the video presentation or optionally generate a completely new audio track, according to block 484. Once the video program, and optional music program, is selected, the user may subsequently generate an exercise profile, as represented by block 486, in a similar manner to that described above. As with the audio program, the video program may be stored for use at subsequent times, as depicted by block 488.

[0216] The presently described invention may be used in a variety of situations to enable individuals who wish to exercise to obtain more beneficial results in a highly motivated setting. With this in mind, following hereinafter is an illustrative embodiment of an environment within which the exercise devices and modules of the presently described invention may be used.

[0217] Referring again to FIG. 12, communication module 254 includes an advertising module 320. Advertising module 320 is adapted to retrieve the information obtained by login-registration module 302 and retrieve from memory 194 or external memory 196 (FIG. 8) advertisements that may be appropriate for the user to view in light of the selections made during the login process. In one embodiment, an audio and video advertisement signal is delivered with the audio and video exercise programming to appear on user interface 262 (FIG. 11). For example, a banner may appear on user interface 262 (FIG. 11), and more specifically video display 94 (FIG. 6) for the user. Such advertising may, alternatively, take the form of an additional streaming, real-time audio and video output that is linked to one or more national advertising agencies. In such a case, the banner may optionally appear for a few seconds to present a micro-commercial targeted to the user of user module 252. Upon completing the commercial, the banner may disappear, to subsequently reappear with the same or alternatively different micro commercials at various periods along an exercise program.

[0218] Referring again to FIG. 12, communication module 254 includes a links module 322. Links module 322 is configured to provide the user with a list of various additional web sites where educational and exercise information, products, materials, and the like may be viewed and/or purchased.

[0219] With reference now to FIG. 20, a master-slave system 500 is depicted that may or may not use the systems described above to enable communication between the various components of the master-slave system as will be described in detail hereinafter. Master-slave system 500 may use various types of networks, such as the Internet to enable communication between the various portions of master-slave system 500. Master-slave system 500, in this embodiment, includes a master device 502 and one or more slave devices 504a-504n communicating with master device 502. In this

embodiment, master device 502 may take the form of a treadmill with a computer integrally formed therein.

[0220] Alternatively, master device 502 may be a treadmill with one or more processors, controllers and memory storage devices that allow master device 502 to control one or more slave devices 504a-504n without entirely incorporating a computer therein. Master device 502, therefore, may or may not incorporate the structure and functionality of treadmill 20 (FIG. 1) or other exercise devices, communication module 254 (FIG. 10), and/or trainer modules 256a-256n (FIG. 10).

[0221] Generally, master device 502 enables an individual exercising thereupon to control one or more slave devices 504a-504n, in real-time, whether or not master device 502 receives input data from the one or more slave devices 504a-504n. As depicted, master device 502 is directly linked with each of the slave devices 504a-504n via a communication line connection, such as, but not limited to, existing broadcast technology, including short range wireless transmissions, television broadcast over the airwaves, cable or cable modems, satellite, telephone lines, whether analog or digitally based, wireless technology, other high-speed data connections, or any other suitable transmission technology or medium. Master device 502, therefore, includes the appropriate hardware and/or software applicable to enable master device 502 to communicate and control one or more slave devices 504a-504n.

[0222] In one case, the internal components of master device 502, alone, are sufficient to enable communication to and control of slave devices 504a-504n. Therefore, master device 502 need not incorporate computer 14 (FIG. 1), translator device 13 (FIG. 1), or hardware and/or software modules of communication system 18, or communication module 254 therein. In another configuration, master device 502 may communicate with slaves 504a-504n via a network and a communication system or module so that master-slave system 500 has a similar configuration to system 250 where one or more trainer modules 256a-256n control the operation of one or more user modules 252a-252n via network 16, whether or not communication module 254 is used to facilitate such communication and control.

[0223] Each slave device 504a-504n and sub-slave device 506a-506n linked to master device 502 may take the form of an exercise device, such as treadmill 12, translator device 13, and/or computer 14 of FIG. 1. Additionally, each slave device 504a-504n may incorporate the structure and functionality of user modules 252a-252n. Each slave device 504a-504n, therefore, may be controlled by master device 502 in real-time while enabling the user to manually override the operation of the exercise device in opposition to control signals received from master device 502.

[0224] As illustrated in FIG. 20, each slave 504a-504n may optionally be a master to subsequent sub-slave device 506a-506n, as shown in broken lines. In such a manner, various exercise devices may be separated into different groups. For example, slave 504a may receive a beginner level control signal from master 502. In turn, slave 504a may control the operation of one or more sub-slave devices 506a-506n that are operated by one or more beginners. Similarly, slave 504b may receive an intermediate level control signal from master 502 and subsequently control one or more sub-slaves (not shown), while slave 504n may receive an advanced level control signal from master 502 and subsequently control one or more sub-slaves (not shown).

**[0225]** According to another alternate configuration, master device **502** may receive information from each slave device **504a-504n** representative of the user's heart rate, blood pressure, and the like. Master device **502** may, therefore, modify each slave device **504a-504n** or sub-slave device **506a-506n**, whether individually or collectively, based upon the data received from the user. For example, if the user's heart rate is too high, master device **502** may automatically reduce one or more operating parameters of the exercise device, such as speed, incline, resistance, and the like.

**[0226]** Although it is preferred that the communications performed according to the present invention (e.g., the first signal and the second signal) be in real-time, it is also possible to achieve many objects of the present invention by engaging in communication other than real-time.

**[0227]** According to one aspect of the present invention, an exercise device is disclosed that incorporates various audio/video features into the device or exercise device itself rather than having external audio/video features connected thereto. The exercise device may also include sensors that track the activity level of an individual on the exercise device, to determine whether a user is actually exercising or to determine whether the user is old enough to be using the exercise device.

**[0228]** According to another aspect of the present invention, one or more users are enabled to exercise in a group setting, while being distantly located one from another. Furthermore, the present invention enables home exercise equipment users to interact with trainers, other users, physical therapists, physicians, and the like in live-on-live workout sessions and, in some situations, allow a trainer, physical therapists, physicians, and the like to control at least one operating parameter of the exercise device upon which the user is training.

**[0229]** To enable the above-described communication, a user may access a communication system or module that facilitates communication between one or more users, trainers, or third parties. Such communication system or module may include at least one web site with associated web pages. As a user accesses the communication system or module, statistical information related to an individual's workout regime, such as how much time an individual spends on each various exercise device, the locations where they trained, when each user accesses the communication system or modules, and the like is gathered.

**[0230]** Generally, the communication system or module, and hence the web site, may enable a user to access information and programming contained therein, while, in one embodiment, the communication system or module has the ability to control at least one operating parameter of the device or exercise device via the web site and web pages. In one case, when a user activates one or more input devices, such as a touch sensitive screen having a visual representation of the web page thereon, the communication system or module, via the web site, changes the operational parameters of the device or exercise device.

**[0231]** Another type of motivational content may include one or more electronic magazines or books that a user may download to view while exercising. Yet another type of motivational content or programming relates to the ability of the user to view an exercise profile representative of the exercise program currently being performed by the user. Such profile may be displayed to the user continuously, periodically, or other under the control of the user and/or the communication system or module. In one configuration, the exercise profile

may appear and overlay the visual image that the user is watching, whether the visual image is a television broadcast, webcast, or the like.

**[0232]** Another type of motivational content relates to various advertisements. During the exercise program a user may receive commercial advertising through an advertising banner that may continuously or periodically appear on the video display. Optionally, the advertisement may appear in a picture-in-picture advertisement that is delivered to the user as a micro-commercial that is displayed to the user and subsequently removed.

**[0233]** As implied above, the programming received from the communication system or module may be live or recorded. In some situations the live programming received by the user may be too difficult or not difficult enough for the user of the exercise device. One embodiment of the present invention provides scaling controls that allow the user to scale the signals received from the communication system or module and/or the trainer. In this manner, the exercising user may increase or decrease the intensity of the exercise program. Such scaling may be achieved either at the user device, trainer device, the communication system or module, or at some other third party modules that may control the operation of the user's exercise device. By selecting a particular option on the web page, the user's appliance will be controlled according to the scaled choice. Optionally, the user may define a maximum limited for one or more of the operating parameters of the device, such that transmitted programming is limited in accordance with the maximum values defined for each operating parameter.

**[0234]** According to another aspect of the present invention, the systems, devices, and modules of the present invention enable bi-directional communication between one or more user devices and one or more trainer devices. The communication system or module of the present invention may retrieve information from the devices and/or exercise devices and evaluates the operating parameters of the device and/or exercise device. The communication system or module may analyze any measurable parameter of the device or exercise device and may optionally analyze any measurable parameter of a user exercising using the exercise device. In response to this analysis, the communication system or module prescribes a particular action for the device or exercise device to perform, such as changing the speed of a treadmill, inclination of a treadmill, and the like. In this manner, the exercise device is capable of being controlled by signals from the communication system or module.

**[0235]** Similarly, the exercise device can be controlled by physical controls integrated onto the device or exercise device. The physically integrated controls and the control signals from the communication system or module can be passed through a buffer that controls the exercise device or device. In this way, in the event that connectivity to the communication system or module is lost, a user of the device or exercise device is still capable of controlling the device or exercise device.

**[0236]** In addition to control signals, communication system or modules can remotely update various portions of a device or exercise device according to the need or direction of the user of the device or as determined by the communication system or module. For example, communication system or module may change any and all parameters related to the device or exercise device, such as the BIOS, or some other software. This can be achieved automatically or through use

of a diagnostic button. Upon activation of the diagnostic button, the internal hardware and/or software components of the device or exercise device, solely, or in combination with the communication system or modules tests and checks the various hardware and/or software modules, components, or elements of the device or exercise device. If any problems are found the internal hardware and/or software components of the device or exercise device, solely, or in combination with the communication system or modules attempt to fix the problems. Additionally, the diagnostic button may activate a downloading sequence to update information on the appliance with new software from a central database, such as at communication system or module.

[0237] As discussed previously, the diagnostic button is one example of an interface to allow a user to access the communication system. One embodiment of the present invention can include other interfaces that can communicate with existing hardware and/or software components of various existing devices and exercise devices. As such, those devices or exercise devices not currently capable of communicating with communication system or module, can be retrofitted with various hardware and/or software modules as described herein to allow the exercise device or device to communicate with the communication system or module.

[0238] In addition to operating alone, a number of the devices of the present invention can be used in a master-slave system. In such a system, changes to the operating parameters of the master are translated to the operating parameters of the slave, thereby controlling the operation of the device or exercise device. For example, in a spinner class, upon activation of a more intense riding experience by the master, the slave spinners also give their riders a similarly intense riding experience. The master may selectively choose groups of participants based on various criteria, such as participant's heart rates, and change those participants exercise program, while maintaining other participants at the original or different exercise level.

[0239] Referring now to FIGS. 21-25, depicted is another illustrative system, designated by referenced numeral 600, that may incorporate the novel features of the present invention. The majority of the features and elements of system 600 are similar to those referenced with respect to system 10, and system 250. Subsequently, like elements, features, or devices are designated with like reference numerals.

[0240] As shown, an exercise mechanism, such as treadmill 12 is in communication with a trainer (not shown) at treadmill 20 via optional personal computer 14. Alternatively, treadmill 12 may communicate with a trainer at communication system 18 or third-party 21, either directly via network 16 or through personal computer 14 and network 16. Although not depicted in FIG. 21, one skilled in the art can appreciate that treadmill 12 can communicate with communication system 18 via translator device 13 (FIG. 1) and computer 14, as described previously.

[0241] Generally, system 600 allows a user of treadmill 12 to download exercise programs stored at communication system 18, treadmill 20, or third party 21 for use in the performance of an exercise workout. These programs can include motivational content with optional control signals that control the operation of treadmill 12. The control signals may or may not be synchronized with the motivational content based upon the particular motivational content and downloadable exercise program. Therefore, each program can include an audio representation of a trainer performing an exercise workout,

while providing encouragement and other motivational support, and/or control signals that vary one or more operating parameters of treadmill 12.

[0242] As illustrated, system 600 includes a portable system 602. Portable system 602 can download exercise programs from one or more of the other systems or devices of system 600. For example, portable system 602 can download motivational content with associated control signals from communication system 18 through network 16 and personal computer 14. Although it is desirable that the motivational content includes synchronized control signals, one skilled in the art can appreciate that portable system 602 can receive motivational content without control signals, control signals without motivational content, or asynchronous motivational content and control signals.

[0243] As shown, portable system 602 can communicate directly with treadmill 12 and computer 14 to gain access to communication system 18. Further, as illustrated in FIG. 21, portable system 602 can directly communicate with network 16 to access communication system 18, treadmill 20, or third-party 21 when portable system 602 has Internet capabilities, such as when portable system 602 is a personal digital assistant, a palm computer, a mobile or wireless telephone, or the like.

[0244] In addition to downloading exercise programs, portable system 602 can upload to communication system 18, treadmill 20, and/or third-party 21 data specific to the user of treadmill 12. For instance, portable system 602 can upload data representative of any measurable parameter of the treadmill user to personal computer 14, communication system 18, treadmill 20, or third party 21 of system 600. Such data can be representative of, but not limited to, the user's heart rate, user's blood pressure, distance traveled by the user, period of time which the user exercises, and the like. Similarly, portable system 602 can upload data representative of any measurable parameter of the exercise device, i.e., treadmill 12. Such data can include, but not limited to, speed or inclination of the belt, operating status of the components and modules of treadmill 12, and the like.

[0245] Whether the data represents operating parameters of the exercising user or treadmill 12, this data can be stored at communication system 18 for analysis by a trainer either alone or in combination with modules and components of treadmill 20, and third party 21. Consequently, the trainer either alone or in combination with the modules and components of communication system 18, third party 21 can prepare a user specific exercise program that can be downloaded to the user of treadmill 12.

[0246] By providing access to a trainer, portable system 602 facilitates the performance of an exercise program by the user of treadmill 12. Further, portable system 602 provides a user with the functionality associated with an iFit compatible exercise mechanism, as discussed herein, when the exercise mechanism upon which the user is exercising is iFit incompatible, i.e., portable system 602 allows a user to access the iFit.com website 300 (FIG. 11) hosted on communication system 18, download an exercise program, and perform the exercise program in accordance with the motivational content, without the need to own or have access to a treadmill that can communicate with communication system 18. In this manner, a user can experience an iFit experience with a user's existing exercise mechanism or equipment.

[0247] Referring now to FIG. 22, a more detailed representation of one illustrative portable system 602 of the present

invention is depicted. Portable system 602 includes a control device 604, an audio delivery device 606, and a sensing device 608. Although each of these devices 604, 606, and 608 are illustratively separated one from another, various other configurations of the present invention can incorporate all or a portion of device 604, 606, and 608 into a single device.

[0248] Control device 604 of portable system 602 is configured to download and deliver exercise programs to an exercising user and upload retrieved exercise data to personal computer 14, communication system 18, treadmill 20, and/or third party 21. The downloaded exercise program and retrieved exercise data can be stored within control device 604 on a storage medium 621, whether removable or not, such as but not limited to a ASIC chip, programmable ROM, CD-ROM, EEPROM, PCMCIA card, a recordable integrated circuit (IC) termed a memory stick, compact flash card, flash bios, dynamic memory, magnetic storage disk, optical storage media, or the like.

[0249] For example, the storage medium 621 can include a USB-enabled storage device (e.g., the TREK® FLASH DRIVE®), as well as other types of storage made by other manufacturers, where the storage medium has a suitable connection interface. As such, portable system 602 can also be considered a USB-enabled portable system, a Firewire-enabled portable system, and the like. In particular, the term “USB-enabled” (or, for example, “Firewire-enabled”), as well as the designation of having a USB (or related interface) refers to Universal Serial Bus (or related) connection interfaces being present on the indicated device or apparatus. Thus, with respect to USB, for example, USB-enabled memory can include a storage medium, such as a flash, magnetic, or optical storage medium, having a USB connection interface for connecting the USB-enabled memory to another USB-enabled component directly, or through a USB cable. USB-enabled memory can also include USB communication protocols stored thereon, such that the USB-enabled memory is USB “compliant”, as per the USB Implementers Forum, Inc.

[0250] The stored exercise program, in this illustrative configuration, can include motivational content and control signals that operate treadmill 12 in synchronization with the motivational content. For instance, the motivational content can be an audio program having one of a variety of formats, such as a MP3 file, a wave file, an audio file, a MIDI file, and the like. Similarly, the control signals forming part of the exercise program can be audible or inaudible signals that cause a change in one or more of the operating parameters of treadmill 12, such as in the manner discussed previously.

[0251] As can be appreciated by one skilled in the art, the exercise program can be devoid of control signals, thereby allowing the user to manually manipulate the controls of treadmill 12. Alternatively, the exercise program can include the control signals, while the user can manually override the changes initiated by the control signals. Similarly, when the exercise mechanism is not iFit compatible or not capable of being controlled by the control signals, the control signals will have no effect on the exercise mechanism, consequently allowing the user to manipulate the operation of the exercise mechanism. In still another configuration, the exercise program can only include control signals with no motivational content, such as when the motivational content is delivered to control device 604 as a separate file written or stored on a storage medium.

[0252] As illustratively shown in FIG. 22, control device 604 includes buttons 614a-614e, ports 616, 618, and 620 and a display 622. Each button 614a-614e and port 616, 618, and 620 is considered an input device or means for inputting data into control device 604. In some embodiments, display 622 is also an input device, such as when display device 620 is a touch sensitive input device or other similar display device that allows a user to input data into control device 604 or otherwise causes control device 604 to perform the desired function. Furthermore, in at least one implementation, ports 616, 618, and 620 can each be ports configured for other types of electronic interfaces such as Universal Serial Bus (USB) interfaces, IEEE 1394 (Firewire) interfaces, optical (e.g., infrared, radio, optical cable, etc.) send and receive interfaces, stereo or RCA interfaces, and so forth.

[0253] Each button 614a-614e allows a user to initiate or activate different functionality of control device 604 and system 600. For instance, one button, such as 614a can power control device 604 into an “on” or operational status, while another button 614e can place control device 604 into an “off” or inoperable status. Further, other buttons can: (i) begin the delivery of motivational content and/or control signals to treadmill 12; (ii) initiate storing or downloading of motivational content and/or control signals to control device 604; (iii) receive data representative of any measurable parameter detected by sensing device 608, audio delivery device 606, or one or more sensors coupled or communicating with treadmill 12; (iv) deliver motivational content to audio delivery device 606; (v) display information or data associated with the motivational content, the control signals, or any of the measurable parameters of the exercising user or the exercise device; (vi) and the like. Other functionality associated with control device 604 and system 600, known by one skilled in the art, can be initiated or activated through buttons 614a-614e.

[0254] Although reference is made to “buttons” to perform the above-recited functionality, portable system 602 can incorporate various other actuators to cause or initiate the functionality of portable system 602 and system 600. For instance, such actuators can include one or more switches, rheostats, potentiometers, touch sensitive controls, voice activated controllers, and the like.

[0255] As shown in FIG. 22, control device 604 includes ports 616, 618, and 620. Port 616 is configured to allow control device 604 to communicate with audio delivery device 606. Subsequently, the particular type of port forming port 616 can vary based upon the configuration of audio delivery device 606. For instance, port 616 can accommodate an audio jack in at least one implementation, such as but not limited to an RCA-type audio jack, and the like. Port 616 may, however, be configured for other types of electrical connection interfaces, including USB, optical, and/or other wireless connection interfaces, as described herein. For example, control device 604 and audio delivery device 606 can be linked via a connectionless link, such as by a radio frequency (RF), infrared (IR), or other wireless-type communication line connection, with port 616 having the form of a transmitter and/or receiver of the appropriate electromagnetic radiation.

[0256] Port 618 is configured to allow control device 604 to upload and download data from treadmill 12, personal computer 14, and/or communication system 18, treadmill 20, or third party 21. For instance, port 618 can received data representative of any measurable parameter of treadmill 12 that is detected by one or more sensors formed in treadmill 12 as

discussed herein. Further, port 618 can transmit control signals to treadmill 12, such as those synchronized with the motivational content stored in control device 604. Consequently, port 618 can create a physical connection with other modules, components, or devices and systems of system 600 through a USB, Firewire, RCA, parallel, or serial, etc. interface. As well, port 618 can create a wireless connection with the same. For instance, as illustrated in FIG. 22, port 618 is a wireless or connectionless type port that represents an electromagnetic radiation transmitter and receiver. Optionally, the present invention can include two ports; one acting as a transmitter and one acting as a receiver.

[0257] Port 620 of control device 604 is configured to allow a removable storage element 621 to be inserted therein. For example, port 620 can accommodate a memory stick, which can store the programs downloaded from communication system 18 and/or the exercise data retrieved from the exercising user and/or treadmill 12 in a variety of formats. It can be appreciated that port 620 can have various other configurations depending on the particular removable storage associated with control device 604. For instance, port 620 can accommodate optically read media, magnetically read media, and the like. Thus, port 620 may further comprise a USB, Firewire, parallel, serial, or optical connection interface as appropriate.

[0258] As shown, control device 604 includes display 622, such as a liquid crystal display (LCD). Display 622 acts as an output device that provides information and data to a user, such as the available battery power level, time remaining until the completion of the exercise workout, quantity of storage available or used, and the like. Consequently, display 622 can have various other configurations, such as but not limited to, an electroluminescent display (ELD), a gas-plasma display, a thin film transistor (TFT) display, and the like. Alternatively, display 622 can be remote from control device 604 while communicating with control device 604. For instance, display 622 can be a virtual reality (VR) display, cathode ray tube (CRT), and the like. In another configuration, display 622 can act as an input device when display 622 is a touch sensitive control.

[0259] Communicating with control device 604 is audio delivery device 606. Generally, audio delivery device 606 is configured to deliver motivational content stored within control device 604 to the exercising user of treadmill 12. Audio delivery device 606, therefore, can include one or more speakers that provide audio representations of the motivational content directly to the user. For example, as shown, audio delivery device 606 is in the form of a headset 624, having speakers 626, which may be worn by the user.

[0260] Audio delivery device 606 can communicate with portable system 602 via a variety of different types of communication line connection. As illustrated in FIG. 22, audio delivery device 606 includes an audio jack that engages with port 616 included within portable system 602. Such an audio jack can be an RCA-type audio jack, as well as a USB, Firewire, serial, or parallel interface and the like. Alternatively, control device 604 and audio delivery device 606 can be linked via a non-physical (wireless) connection link, such as by a radio frequency, infrared, or other wireless-type communication line connection.

[0261] It can be appreciated by one skilled in the art, that various other configurations of audio delivery device 606 are capable of performing the desired function. For example, instead of delivering audio signals to the user via both ears,

the audio signals can be delivered to only one of the user's ears. Further, audio delivery device 606 need not be worn by the user, such as on the user's clothing, belt, head, or the like, but can take the form of a speaker formed in control device 604 or in a speaker remote from control device 604 and/or treadmill 12. For instance, control device 604 can communicate directly with audio and/or video equipment typically available within a user's home, at a gym, at some other exercising location, and the like.

[0262] According to another aspect of the present invention, audio delivery device 606 includes a sensor 630. Sensor 630, in this illustrative configuration, includes two contacts; a first contact 632a and second contact 632b. Sensor 630 is configured to track any measurable parameter of the exercising user, such as but not limited to, pulse or heart rate, blood pressure, calories burned, distance traveled, and the like. As illustrated, sensor 630 is a typical IR pulse sensor that uses first contact 632a and second contact 632b to track the pulse of the user via the user's ear. In this manner, sensor 630 can detect exercising data or information of the exercising user. Consequently, audio delivery device 606 can deliver the collected data to control device 604 for future use, i.e., uploading such data or information to communication system 18, treadmill 20, third-party 21, and the like.

[0263] The inclusion of sensor 630 within audio delivery device 606 is an advance over the existing manners of obtaining the pulse rate or other physical data related to an exercising user. Particularly, incorporating sensor 630 or some other means for measuring any measurable parameter of the exercising user into a wearable headset, reduces the discomfort typically associated with obtaining such data or information. For example, many existing pulse rate sensors use clip-type sensors that apply a degree of pressure or force to that particular area of the patient's body, such as the ear or finger. The inclusion of sensor 630 and associated first contact and second contact 632a, 632b reduces the compressive force typically applied when determining user's pulse rate, and consequently reduces the discomfort that a user has to endure.

[0264] Although it is preferred to include sensor 630 within headset 624, one skilled in the art can understand that the present invention can utilize various other types of sensor, including the clip type sensors, to track various measurable parameters of the exercising user.

[0265] As mentioned above, portable system 602 can optionally include sensing device 608. The sensing device 608 tracks the performance of the user during a workout, such as sensing the acceleration or speed of the user, the distance traveled by the user during an exercise workout, and any other measurable parameter of the user. Consequently, sensing device 608 can be an accelerometer, pedometer, combination thereof, or other sensing device capable of tracking any measurable parameter of the exercising user. For instance, sensing device 608 can track blood pressure, heart rate, calories burned, and the like in a similar manner to sensor 630.

[0266] Typically, tracking one or more measurable parameters is achieved by coupling sensing device 608 to the patient, such as via the user's clothing, belt, or the like. Alternatively, sensing device 608 can be directly attached to the user's skin or via a combination of skin and clothing contact, such as when the user holds sensing device 608. As sensing device 608 gathers the measurable data associated with the exercising user, sensing device 608 downloads or transmits such data to control device 604. In this configuration, therefore, a connection is created between sensing device 608 and

control device 604 to allow data transmission therebetween. Thus, for example, a connection can take the form of a physical connection, i.e., a USB cable connection, Firewire cable connection, optical cable connection, RCA cable connection, coaxial cable connection, and the like. As well the connection can take the form of a wireless connection, i.e., an IR connection, RF connection, or some other wireless-type connection or alternatively a physical connection, such as through one or more conductive wires, optical fibers and the like.

[0267] The various devices forming portable system 602 can have various other configurations as known by one skilled in the art. For instance, in another configuration, sensing device 608 and sensor 630 can be incorporated within control device 604, such that control device 604 both gathers and stores any measurable parameter or data related to the exercising user or the exercise device. Consequently, control device 604 can include an accelerometer, a pedometer, combinations thereof, or some other sensing device 608. Therefore, the use of the term "sensor" incorporates any sensing device that can track any measurable parameter of a user or a device upon which the user is exercising, such as treadmill 12.

[0268] In another configuration, portable system 602 can include control device 604 and sensing device 608, while using audio and/or video delivery devices commonly existing in a users' home, such as televisions, radio transceivers, removable storage devices (e.g. USB-enabled or Firewire-enabled flash storage), optical (or magnetic) media storage-based players, and the like.

[0269] Referring now to FIG. 23, a schematic representation of portable system 602 is illustrated. As shown, control device 604 communicates with audio delivery device 606 and optionally sensing device 608 as before. As shown, control device 604 includes a user display 640 and a user interface 642. The user display 640 provides a visual representation of data associated with the exercising user. For instance, user display 640 can display the current distance traveled, the calories burned, time remaining to completion of the exercise program, the amount of the exercise program performed, and the like. User display 640, consequently, can have a similar configuration to display device 622 described herein.

[0270] User interface 642 allows a user to input instructions and facilitate initiating or activating an exercise program stored within data storage 646 of control device 604. The user interface 642 further provides a manner for the user to cause uploading and downloading of information to and from treadmill 12, computer 14, communication system 18, treadmill 20, and/or third party 21. Various user interfaces are applicable and known by one skilled in the art, such as but not limited to, buttons, switches, potentiometers, voice activated interfaces, touch sensitive interfaces, and the like. Optionally, as illustrated by dotted lines, user display 640 and user interface 642 can be incorporated into the same device or interface, such as when user display 640 is a touch sensitive video display or other similar device.

[0271] Communicating with user display 640 and user interface 642 is processor 644. Processor 644 controls the delivery of exercise programs and exercise data representative of any measurable parameter of the exercising user and/or treadmill 12 (FIG. 21) to and from computer 14, communication system 18, treadmill 20, and/or third party 21. Further, processor 644 controls the flow of data, whether exercise program data or data representative of any measurable parameter of the exercising user and/or treadmill 12 (FIG. 21) between the devices and components of portable system 602.

[0272] Generally, processor 644 can include one or more micro-controllers, central processing units, state machines, programmable logic arrays, network logical arrays, or gates, ASIC processors, software-based controllers, combination logic, combinations thereof, and a variety of other controllers known by one skilled in the art to manipulate data transceived between one or more of the components or devices of portable system 602 and system 600.

[0273] Data storage 646 communicates with processor 644. Data storage 646 can have various configurations known to one skilled in the art. For example, data storage 646 can be fixed within control device 604 and alternatively can be removable insertable within control device 604. Therefore, data storage 646 can be a removable magnetic media, optical media, memory stick, or the like. Further, data storage 646 can be one or more flash memory cards, such as a USB-enabled or Firewire-enabled flash drive (also referred to as "flash storage"), RAM, ROM, programmable RAM or ROM, and the like. Generally, data storage 646 is configured to store exercise programs with motivational content and/or control signals received from communication system 18, e.g., the iFit website, the exercise data obtained from sensor 630 of audio delivery device 606 and sensing device 608, and any measurably parameter of the user and/or the treadmill sensed by one or more different sensors coupled to the user and/or the treadmill.

[0274] According to another aspect of the present invention, control device 604 includes an interface 648. Interface 648 allows control device 604 to communicate with audio delivery device 606 and sensing device 608. Therefore, interface 648 performs the functions of port 616 and optionally 618 described above with respect to FIG. 22. It can be understood that the functionality of interface 648 can be executed by a plurality of interfaces. For instance, interface 648 can include an audio interface and a data interface. The audio interface being capable of transceiving data between control device 604 and audio delivery device 606 in an audio format, while the data interface transceives data between control device 604 and sensing device 608 and optionally treadmill 12, computer 14, communication system 18, treadmill 20, and third party 21. Consequently, interface 648 can have various configurations as known by one skilled in the art in light of the teaching contained herein. For example, interface 648 can be configured to interface with USB, Firewire, optical, RCA, stereo, and other connection interfaces suitable for receiving and transmitting data.

[0275] Optionally, interface 648 can communicate with treadmill 12 to deliver control signals and receive data representative of any measurable parameter of treadmill 12. Further, interface 648 can facilitate communication between portable system 602 and communication system 18.

[0276] As illustrated in dotted lines, control device 604 can optionally include one or more sensors or sensing devices 650. For example, when control device 604 incorporates the functionality of sensing device 608 or sensor 630, control device 604 includes the various components of sensing device 608 and/or sensor 630. Similarly, when control device 604 partially or completely incorporates audio delivery device 606, control device can include sensors 630 (FIG. 22).

[0277] Communicating with control device 604 is audio delivery device 606. Audio delivery device 606 includes an appropriate interface 652 to allow communication between control device 604 and audio delivery device 606. For example, interface 652 can take the form of one or more audio

jacks, as discussed herein, or other interfaces such as USB, Firewire, optical, RCA, stereo, and so forth, so long as such interfaces are complementary to those of control device 604.

[0278] Further, as mentioned above, audio delivery device 606 can include (i) one or more audio outputs 654, such as but not limited to two speakers (FIG. 22); (ii) one or more sensors 656 for sensing measurable parameters of the exercising user; (iii) one or more processors 658 that manage the delivery of audio signals or data between control device 604 and audio delivery device 606 and facilitates the delivery of exercise data tracked by sensor 656; and (iv) a data storage 660 (internal, external, or removable, such as USB enabled removable storage) for storing audio signals or data and the data representative of the measurable parameter sensed by sensor 656. Each of the above can have a similar configuration to the interfaces, audio outputs, processors, sensors, and data storages discussed herein. Generally, each of the above can have various other configurations known to one skilled in the art in view of the teaching contained herein.

[0279] Optional sensing device 608, as illustrated, includes an interface 670 that assists with the transmission of sensed data to control device 604, and subsequently to communication system 18. As with audio delivery device 606 sensing device 608 includes at least one processor 672, at least one data storage 674 (internal, external, or removable, such as USB enabled removable storage), and at least one sensor 676. Sensor 676 of sensing device 608 typically tracks different measurable parameters of the user than those parameters sensed by sensor 630 (FIG. 22) or sensor 656. Although this is typically the case, one skilled in the art can appreciate that sensor 676 can sense the same measurable parameter as those sensed by sensor 656.

[0280] Generally, portable system 602 can be used in a variety of manners to provide a user with motivational content and optional access to iFit website 300 (FIG. 12). In one configuration, a user connects control device 604 to personal computer 14. Subsequently, control device 604 through computer 14 accesses communication system 18, treadmill 20, or third-party 21 and hence accesses iFit website 300. The user, therefore, can obtain audio exercise programs from iFit website 300 in a manner similar to that described above.

[0281] For example, once a user connects to iFit website 300, and optionally logs in, the user can review the available audio programs and download one or more audio program files from audio program module 304 (FIG. 14). As a user selects the audio program files, the user optionally specifies the type of exercise device being used. Consequently, communication system 18 displays audio program files specific to the type of exercise mechanism or equipment available to the user. The user can then download a copy of the motivational content, such as in an MP3, WAV, AU, MIDI, or other formats, optionally with control signals.

[0282] Depending on the particular configuration of the present invention and the capabilities of portable system 602, either personal computer 14 or control device 604 can retrieve the downloaded audio program file and store the same in data storage 646 (internal, external, or removable, such as a removable flash drive). Consequently, control device 604 can optionally directly communicate with communication system 18, such as when control device 604 can access network 16 remotely or otherwise create a connection with communication system 18, i.e., a wireless connection to the Internet, or the like. In the case where personal computer 14 downloads the program file, a user can cause control device 604 to communicate with personal computer 14 to retrieve the audio program file or optionally retrieve a removable data storage component, such as an MP3 cartridge, memory stick, or a

USB-enabled flash drive from personal computer 14, and insert the same into control device 604.

[0283] Once the file has been retrieved and is accessible by control device 604, whether the exercise program is stored within a removable data storage component of control device 604 or in non-removable data storage of control device 604, the user can begin to exercise on treadmill 12 in accordance with the motivational content and optional control signals stored in the data storage.

[0284] For discussion purposes, let us assume that only motivational content is downloaded to control device 604. This is illustrative of the case where the available treadmill 12 is iFit incompatible. Consequently, the user accesses iFit website 300 (FIG. 12) through personal computer 14, which is not connected to treadmill 12, and manually operates the treadmill in accordance with the motivational content delivered to the user. It is understood, however, that an exercise program with only motivational content can be used with an iFit compatible treadmill, so long as the user manually controls the exercise mechanism and no connection is needed between treadmill 12 and communication system 18 (FIG. 21).

[0285] In the above described scenario, the user can exercise whether or not treadmill 12 is directly connected to iFit website 300. As the user exercises, sensor 630 tracks any measurable parameter of the exercising user, such as the pulse rate of the user. Substantially simultaneously with sensor 630 detecting the user's pulse rate, sensing device 608 tracks the speed and/or distance of the user during the exercise program or routine, while sensors included within treadmill 12 track one or more operating parameters of treadmill 12. As data is collected, sensing device 608, audio delivery device 606, and optionally treadmill 12 deliver such data to control device 604 where the data is stored in preparation for uploading to communication system 18, treadmill 20, and/or third-party 21. Optionally, sensing device 608, audio delivery device 606, and optional treadmill 12 can deliver the gathered data when the user has completed the exercise workout.

[0286] Following completion of the exercise program, the user can connect portable system 602 to personal computer 14, such as by inserting control device 604 into a cradle adjoining computer 14, by removal of a removable memory, via a wireless connection, or the like. Subsequently, the user can upload the exercise data to iFit website 300 where the data can be stored within the iFit website 300, and more specifically hardware and/or software modules associated with iFit website 300, such as in the user's personal storage of memory 278 (FIG. 11). This stored information can be accessed by a personal trainer and thereafter analyzed, whether or not such analysis includes comparing the presently received exercise data with stored exercise. Following the analysis of the exercise data, the personal trainer can develop various other user-specific audio programs that the user can access when they next log onto iFit website 300. Such user-specific exercise programs or routines can be stored or optionally e-mailed to the user's mailbox 386 (FIG. 16) and stored within data storage 390.

[0287] Alternatively, iFit website 300 can automatically analyze the exercise data uploaded from control device 604 to automatically develop other audio programs, update the distance traveled by the user during the exercise program to update information associated with a race around the world competition, race against the computer, and/or race against specific other competitors.

[0288] In this manner, a user that owns an iFit incompatible exercise device can still obtain the benefits of using the iFit website 300 through portable system 602 whether alone or in

combination with computer 14. In this manner, the user can be aided in performing exercise programs and routines and be motivated to exercise in the future.

[0289] In another configuration, portable system 602 can be used in connection with an iFit compatible treadmill 12. In this particular configuration, treadmill 12 is optionally disconnected from communication system 18, e.g., iFit website 300. In a manner similar to that described above, motivational content and control signals are retrieved from communication system 18 via personal computer 14. Following retrieval and downloading of the appropriate motivational content and other audio content, such as one or more control signals, control device 604 directly communicates with the iFit compatible treadmill 12, such as via one or more of the various input ports, such as port 102 or port 104 or via a wireless, IR, RF connection through port 105 (FIG. 6). In this manner, control signals are transmitted from control device 604, such as from port 618 (FIG. 22) to treadmill 12 to operate treadmill 12 in a synchronized manner with the motivational content. The operation of treadmill 12 can be either synchronized or asynchronous to the motivational content delivered to the user through audio delivery device 606. Alternatively, audio output can be delivered to the users through speaker 96 on control panel 22 (FIG. 6).

[0290] On completion of the exercise program or routine, or throughout the exercise program or routine, the exercise data received by sensing device 608 and/or sensor 630 can be delivered to iFit website 300, either directly through treadmill 12 or upon uploading such data through computer 14 to communication system 18. Optionally, control device 604 can receive data representative of any measurable parameter of treadmill 12, such as speed, incline, distance traveled by the user, operational status of treadmill 12, problems with one or more components or modules of treadmill 12, and the like and deliver the same to communication system 18.

[0291] In still another configuration, such as when treadmill 12 is connected to communication system 18 via network 16, audio programming, optionally with associated control signals, either synchronous or asynchronous with the audio motivational content, can be downloaded from communication system 18 to treadmill 12 and subsequently downloaded to control device 604 via a wireless connection, physical connection, such as a serial, parallel, USB or the like connections, a combination thereof, or the like. In this manner, a user can download one or more exercise programs that can be used in association with either iFit or non-iFit compatible exercise equipment at various other locations.

[0292] According to another aspect of the present invention, the exercise programs retrieved and stored within control device 604 can be developed for use without an exercise mechanism currently owned by the user, but associated with an exercise mechanism at a health club or for use without any exercise mechanism, such as riding a bicycle, running, walking and the like. In this manner, the user is provided with various manners to obtain and exercise while tracking the exercise data associated with the user's workout.

[0293] Referring now to FIG. 24, an alternate configuration of control device 604 is depicted. As illustrated, control device 680 includes a port 682 in the form of a plurality of contacts (not shown) that mate with a corresponding number of contacts 686 formed in a cradle 684. These mating contacts can exemplify any number of electrical connection interfaces including a USB, Firewire, RCA, stereo, serial, and/or parallel connection interfaces. The cradle 684 can be in communication with computer 14 or treadmill 12, whether a physical connection, as represented by cable 689, or a wireless connection to upload and download the data between communi-

cation system 18 and the various other systems, devices, and modules of system 600. Optionally, cradle 684 can be mounted to or integrally formed with treadmill 12, such that the treadmill 12 further has an appropriate connection interface configured thereon, including a interface, as appropriate. Thus, although it is preferred that a number of contacts be used to allow communication between control device 680 and cradle 684, one skilled in the art can appreciate that a variety of different connections can be used, such as but not limited to, USB, Firewire, optical cable, parallel, serial, or Ethernet, or a connectionless connection, for instance, wireless, IR and the like.

[0294] As shown, cradle 684 includes an activation button 688 that initiates the uploading or downloading of data to and from control device 680. It can be understood by one skilled in the art, however, that various other manners are applicable for initiating the delivery and receipt of data to and from control device 680. For instance, in an alternate configuration, upon insertion of control device 680 into cradle 684, a connection is automatically made between control device 680 and cradle 684 with treadmill 12, computer 14, communication system 18, treadmill 20, and/or third party 21.

[0295] Further, it will be understood that the storage medium 621 (FIGS. 22 and 25) can plug directly into an appropriate connection interface at the treadmill 20, such as through a USB, Firewire, optical, or related connection interface. An exemplary such storage medium 621 (FIGS. 22 and 25), therefore, includes the devices depicted in the instant figures, as well as any other portable memory device such as a USB (or Firewire) enabled flash drive, and so forth. Referring now to FIG. 25, an alternative configuration of a control device, designated by reference numeral 690 is depicted. The majority of the features of control device 680 are the same as control device 604. Hence, like features of control device 690 are designated by like reference numerals.

[0296] As illustrated, control device 690 has buttons 614a-614n, ports 618 and 620, and display 622. Further, control device 690 includes sensor 630, having contacts 632a, 632b positioned upon control device 690 in a manner to allow a user to contact such contacts 632a, 632b using their fingers or thumb. Control device 690 further incorporates sensing device 608 and consequently includes an accelerometer, a pedometer, combinations thereof, or some other sensing device 608. One skilled in the art can identify various other configurations of control device 690 in light of the teaching contained herein.

[0297] As used in this specification and the appended claims, the phrases "communicating with," and "in communication with" and similar phrases can mean any type of applicable communication or communication line connection known to one skilled in the art in light of the disclosure herein, such as but not limited to electrical communication, optical communication, physical communication, wireless communication, magnetic communication, software communication, hardware communication, data communication, or the like.

[0298] The present invention may be embodied in other specific forms without departing from its spirit or essential characteristics. The described embodiments are to be considered in all respects only as illustrative and not restrictive. The scope of the invention is, therefore, indicated by the appended claims rather than by the foregoing description. All changes which come within the meaning and range of equivalency of the claims are to be embraced within their scope.

What is claimed is:

1. A portable physical activity sensing system comprising: a sensor configured to be associated with a user and configured to sense a physical activity parameter of the user during the performance of physical activity by the user; and a memory in communication with the sensor, wherein the sensor communicates data representative of the sensed physical activity parameter to the memory, and wherein the memory stores the data representative of the sensed physical activity parameter, wherein the portable physical activity sensing system is configured to send the data representative of the sensed physical activity parameter to a separate computing system.
2. The portable physical activity sensing system of claim 1, wherein the sensor is a heart rate monitor, blood pressure monitor, blood oxygen level monitor, respiration monitor, accelerometer, pedometer, IR sensor, or any combination thereof
3. The portable physical activity sensing system of claim 1, wherein the sensor is configured to be coupled to the user's clothing, skin, or hair.
4. The portable physical activity sensing system of claim 1, wherein the memory comprises a removable memory.
5. The portable physical activity sensing system of claim 1, further comprising a communication port in communication with the memory, wherein the communication port is a serial port, parallel port, USB port, IR port, RF port, Wi-Fi, Bluetooth or other wireless-type port, or a combination thereof, and wherein the portable physical activity sensing system sends the data representative of the sensed physical activity parameter to the separate computing system via the communication port.
6. The portable physical activity sensing system of claim 1, wherein the portable physical activity sensing system sends the data representative of the sensed physical activity parameter to the separate computing system via a LAN, a WAN, the Internet, or a combination thereof.
7. The portable physical activity sensing system of claim 1, wherein the separate computing system comprises an exercise device.
8. The portable physical activity sensing system of claim 1, wherein the separate computing system comprises a portable computing device, wherein the portable computing device is at least one of a cell phone, a personal digital assistant, a portable digital audio player, a portable computer, or a combination thereof.
9. The portable physical activity sensing system of claim 1, wherein the separate computing system is a local server.
10. The portable physical activity sensing system of claim 1, wherein the separate computing system is a remote server.
11. The portable physical activity sensing system of claim 1, further comprising: a feedback element configured to provide the data representative of the sensed physical activity parameter to the user; and a control element configured to communicate with the sensor and the feedback element, wherein the sensor communicates the data representative of the sensed physical activity parameter to the control element, and wherein the control element communicates the data representative of the sensed physical activity parameter to the feedback element.
12. The portable physical activity sensing system of claim 11, wherein the feedback element comprises a visual display, wherein the visual display comprises an LCD, ELD, TFT display, gas plasma display, VR display, CRT, or any combination thereof.
13. The portable physical activity sensing system of claim 11, wherein the control element is configured to send the data representative of the sensed physical activity parameter to the separate computing system.
14. The portable physical activity sensing system of claim 11, wherein the feedback element, the sensor, and the control element are configured to be a single component or separate components.
15. The portable physical activity sensing system of claim 11, wherein the feedback element and the control element are configured to be a single component, and wherein the sensor is configured to be a separate component.
16. The portable physical activity sensing system of claim 11, wherein the feedback element comprises an audio delivery device, wherein the audio deliver device comprises a headset, headphones, speakers, or a combination thereof.
17. The portable physical activity sensing system of claim 16, wherein the audio delivery device comprises a headset, and wherein the sensor is coupled to the headset.
18. The portable physical activity sensing system of claim 1, wherein the portable physical activity sensing system is adapted to receive physical activity related information from the separate computing system, wherein the physical activity related information comprises motivational content including at least one of music, automated speech, pre-recorded speech, text, or images.
19. The portable physical activity sensing system of claim 18, wherein the motivational content comprises a music based MP3 file.
20. A portable physical activity sensing system capable of being carried by a user during the user's performance of physical activity, the portable physical activity sensing system comprising: a control device configured to communicate with a remote communication system, the control device configured to send physical activity information to the remote communication system, the physical activity information comprising data representative of at least one measurable parameter of the user; a sensor configured to track at least one measurable parameter of the user and to deliver data representative of the at least one measurable parameter to the control device for delivery to the remote communication system; and a delivery device communicating with the control device, the delivery device presenting to the user at least one of an audio representation or a visual representation relating to the physical activity information.

\* \* \* \* \*

专利名称(译)	便携式体力活动传感系统		
公开(公告)号	<a href="#">US20110071003A1</a>	公开(公告)日	2011-03-24
申请号	US12/876732	申请日	2010-09-07
[标]申请(专利权)人(译)	沃特森史葛R DALEBOUT WILLIAM† ASHBY DARRENÇ		
申请(专利权)人(译)	沃特森史葛R DALEBOUT WILLIAM† ASHBY DARRENÇ		
当前申请(专利权)人(译)	沃特森史葛R DALEBOUT WILLIAM† ASHBY DARRENÇ		
[标]发明人	WATTERSON SCOTT R DALEBOUT WILLIAM T ASHBY DARREN C		
发明人	WATTERSON, SCOTT R. DALEBOUT, WILLIAM T. ASHBY, DARREN C.		
IPC分类号	A63B24/00 G01P15/00 G01C22/00 G01N21/35 A61B5/00		
CPC分类号	A63B21/005 Y10S482/901 A63B22/0023 A63B22/02 A63B22/0235 A63B24/0003 A63B71/0622 A63B2022/025 A63B2024/0081 A63B2024/009 A63B2071/063 A63B2071/0641 A63B2071/065 A63B2220/18 A63B2220/20 A63B2220/30 A63B2220/40 A63B2220/806 A63B2220/808 A63B2225/30 A63B2225/50 A63B2230/06 A63B2230/30 G06F19/3418 G06F19/3481 A63B2225/685 H04L67/12 Y10S482/90 A63B22/00 A63B22/025 G16H20/30 G16H40/67		
其他公开文献	US8784270		
外部链接	<a href="#">Espacenet</a> <a href="#">USPTO</a>		

摘要(译)

便携式系统从远程通信系统检索一个或多个锻炼程序，该远程通信系统为锻炼机制的用户提供激励内容。锻炼程序还包括控制锻炼机构的一个或多个操作参数的至少一个控制信号。便携式系统包括控制装置，该控制装置被配置为检索锻炼程序并通过音频输送装置将激励内容传递给用户，同时将控制信号传递给锻炼机构。传感器与控制设备通信并在用户执行锻炼计划期间跟踪用户的一个或多个可测量参数。代表一个或多个可测量参数的数据可以被传送到控制设备以便传送到远程通信系统。

