



US010342483B2

(12) **United States Patent**  
**Goldberg**

(10) **Patent No.:** **US 10,342,483 B2**

(45) **Date of Patent:** **\*Jul. 9, 2019**

(54) **MEDICAL MONITORING DEVICE AND SYSTEM**

(75) Inventor: **Jason Goldberg**, Ontario (CA)

(73) Assignee: **Ideal Life, Inc.**, Ontario (CA)

(\*) Notice: Subject to any disclaimer, the term of this patent is extended or adjusted under 35 U.S.C. 154(b) by 0 days.

This patent is subject to a terminal disclaimer.

(21) Appl. No.: **13/149,202**

(22) Filed: **May 31, 2011**

(65) **Prior Publication Data**

US 2011/0295085 A1 Dec. 1, 2011

**Related U.S. Application Data**

(63) Continuation of application No. 10/868,676, filed on Jun. 15, 2004, now abandoned.

(51) **Int. Cl.**

**A61B 5/00** (2006.01)

**A61B 5/145** (2006.01)

**A61B 5/0205** (2006.01)

**A61B 5/021** (2006.01)

(Continued)

(52) **U.S. Cl.**

CPC ..... **A61B 5/681** (2013.01); **A61B 5/0022** (2013.01); **A61B 5/14546** (2013.01); **A61B 5/6826** (2013.01); **A61B 5/6838** (2013.01); **A61B 5/021** (2013.01); **A61B 5/024** (2013.01); **A61B 5/02055** (2013.01); **A61B 5/1455** (2013.01); **A61B 5/14532** (2013.01); **A61B 5/743** (2013.01); **Y10S 128/903** (2013.01); **Y10S 128/92** (2013.01)

(58) **Field of Classification Search**

CPC combination set(s) only.

See application file for complete search history.

(56) **References Cited**

**U.S. PATENT DOCUMENTS**

4,731,726 A \* 3/1988 Allen, III ..... 600/300  
5,474,090 A \* 12/1995 Begun et al. .... 600/520  
5,913,310 A \* 6/1999 Brown ..... 128/897

(Continued)

*Primary Examiner* — Niketa I Patel

*Assistant Examiner* — Shirley X Jian

(74) *Attorney, Agent, or Firm* — Jon E. Gordon; Haug Partners LLP

(57) **ABSTRACT**

A portable device that receives data provided by one or more sensors and displays statistical data related to the sensor data or otherwise related to the person. Statistical data may include high, low, average, mean value, median value, standard deviation, least square, variance, distribution, compilation, etc. for or at any given time or period of time for the person being monitored, as well as for such values for segments or groups of the population, or limit values, or target values, etc. The values may represent measurements and other data related to physiological signs and parameters such as blood pressure, heart rate, body temperature, electrocardiogram, glucose level, substances and/or chemical presence or level, analyze measurements, etc. The portable device may also display such measurements. The portable device may compute the statistical data, with or without the aid of a remote computer, and/or store statistical data, and/or a remote computer may compute and/or store statistical data. The portable device may communicate with a remote computer through a wireless link from the portable device, which may compute and/or store statistical data and measurements.

**6 Claims, 9 Drawing Sheets**

**Your Daily Averages**

Morning Values:	SpO2	95%
	BP	120/70 mmHg
	HR	80 BPM
	GLU	200 mg/dl
Afternoon Values:	SpO2	95%
	BP	140/80 mmHg
	HR	100 BPM
	GLU	220 mg/dl
Evening Values:	SpO2	70%
	BP	100/80 mmHg
	HR	70 BPM
	GLU	180 mg/dl

(51) **Int. Cl.**

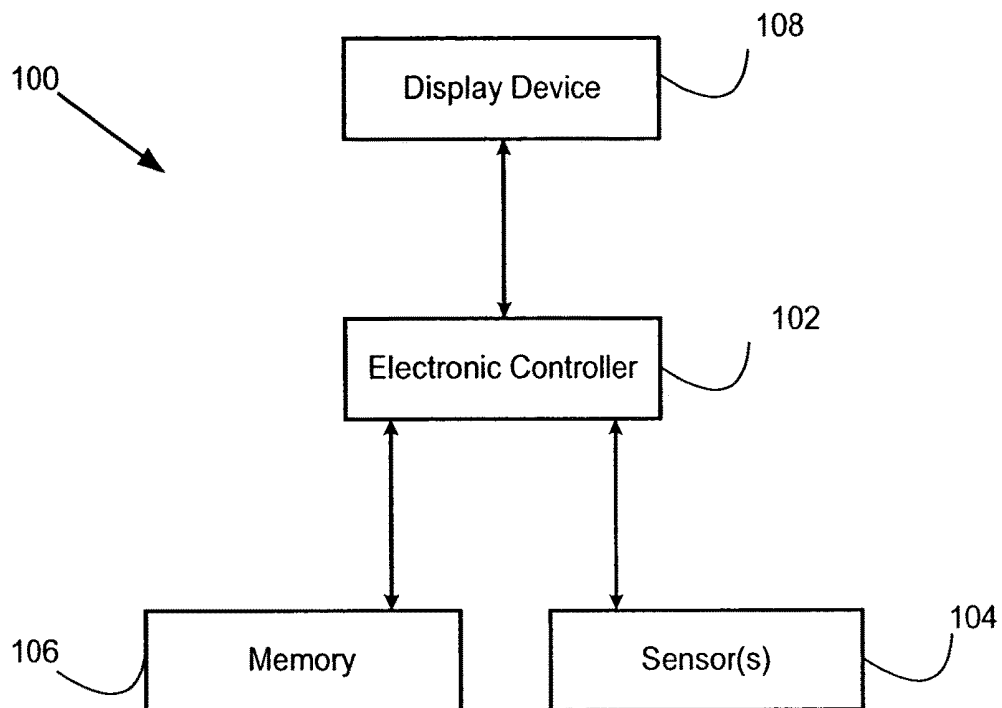
*A61B 5/024* (2006.01)  
*A61B 5/1455* (2006.01)

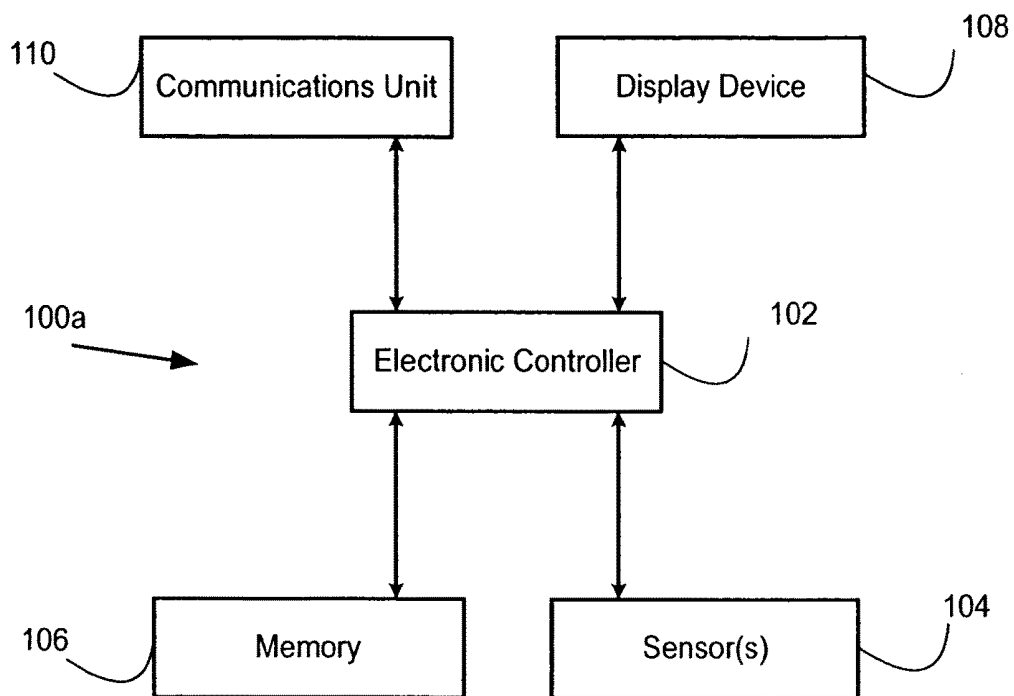
(56) **References Cited**

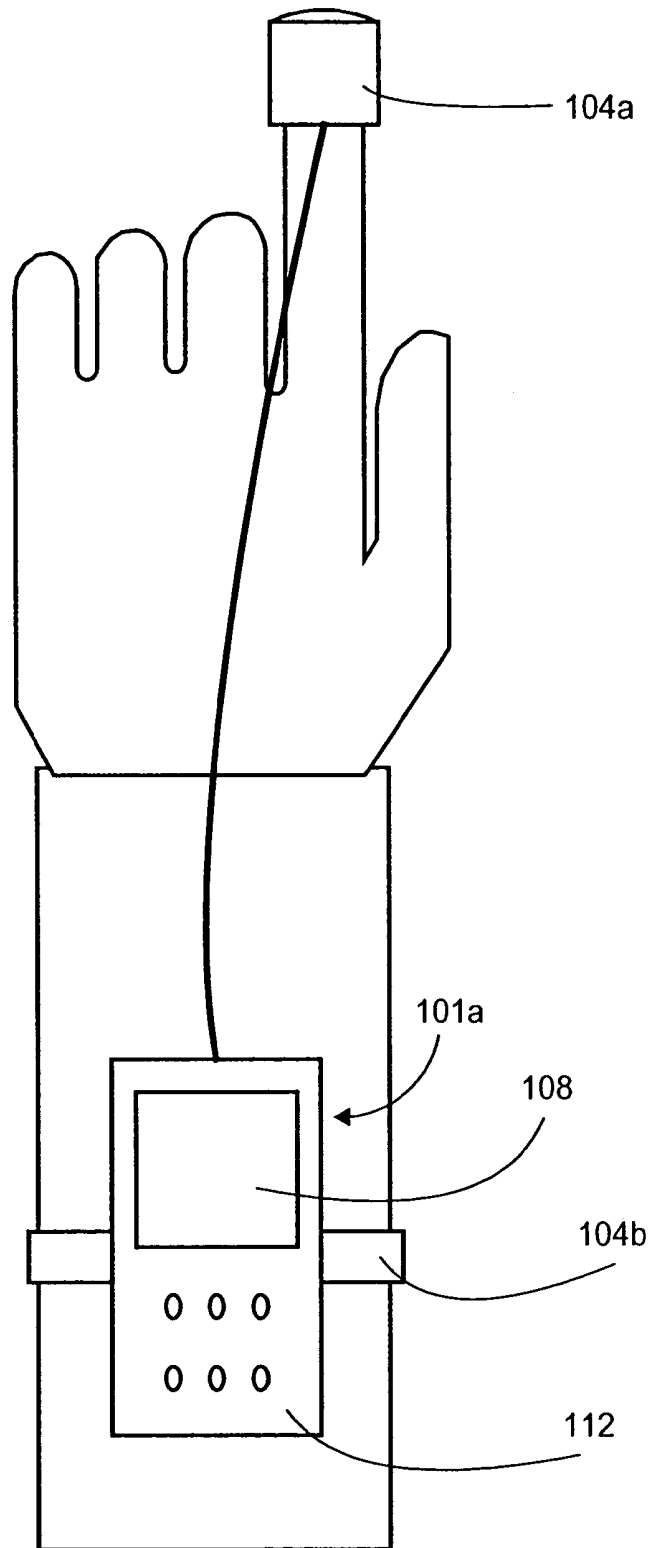
## U.S. PATENT DOCUMENTS

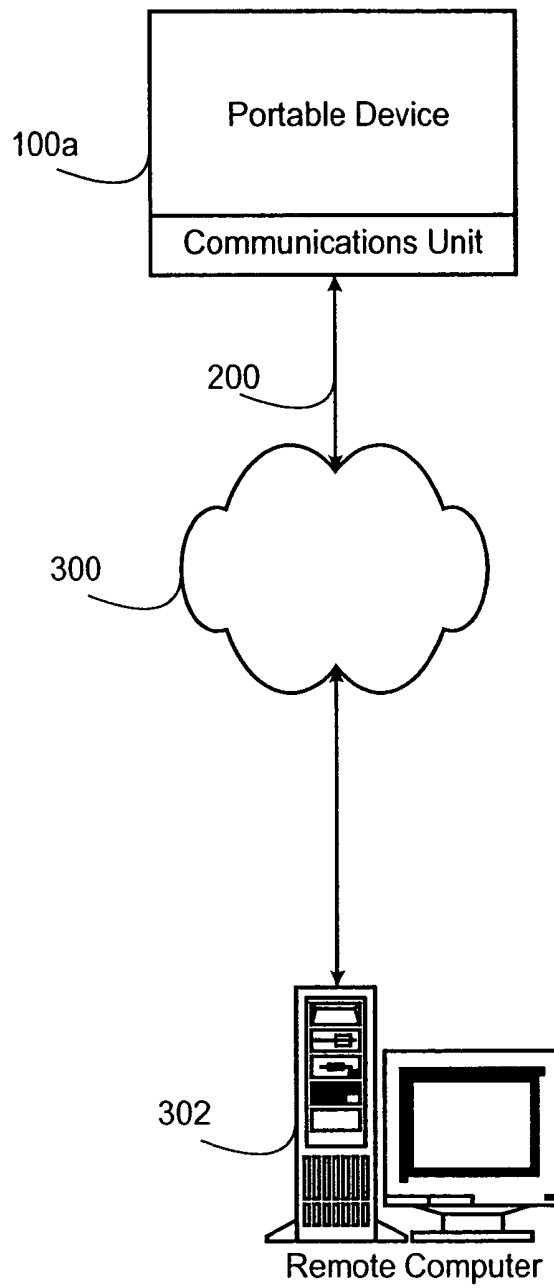
6,013,007	A *	1/2000	Root et al.	482/8
6,168,563	B1 *	1/2001	Brown	A61B 5/0002 600/301
6,458,080	B1 *	10/2002	Brown et al.	600/300
6,478,736	B1 *	11/2002	Mault	600/300
6,605,038	B1 *	8/2003	Teller et al.	600/300
6,893,396	B2 *	5/2005	Schulze et al.	600/300
7,248,916	B2 *	7/2007	Bardy	600/300
7,261,690	B2 *	8/2007	Teller et al.	600/300
2001/0044588	A1 *	11/2001	Mault	600/549
2002/0019584	A1 *	2/2002	Schulze et al.	600/300

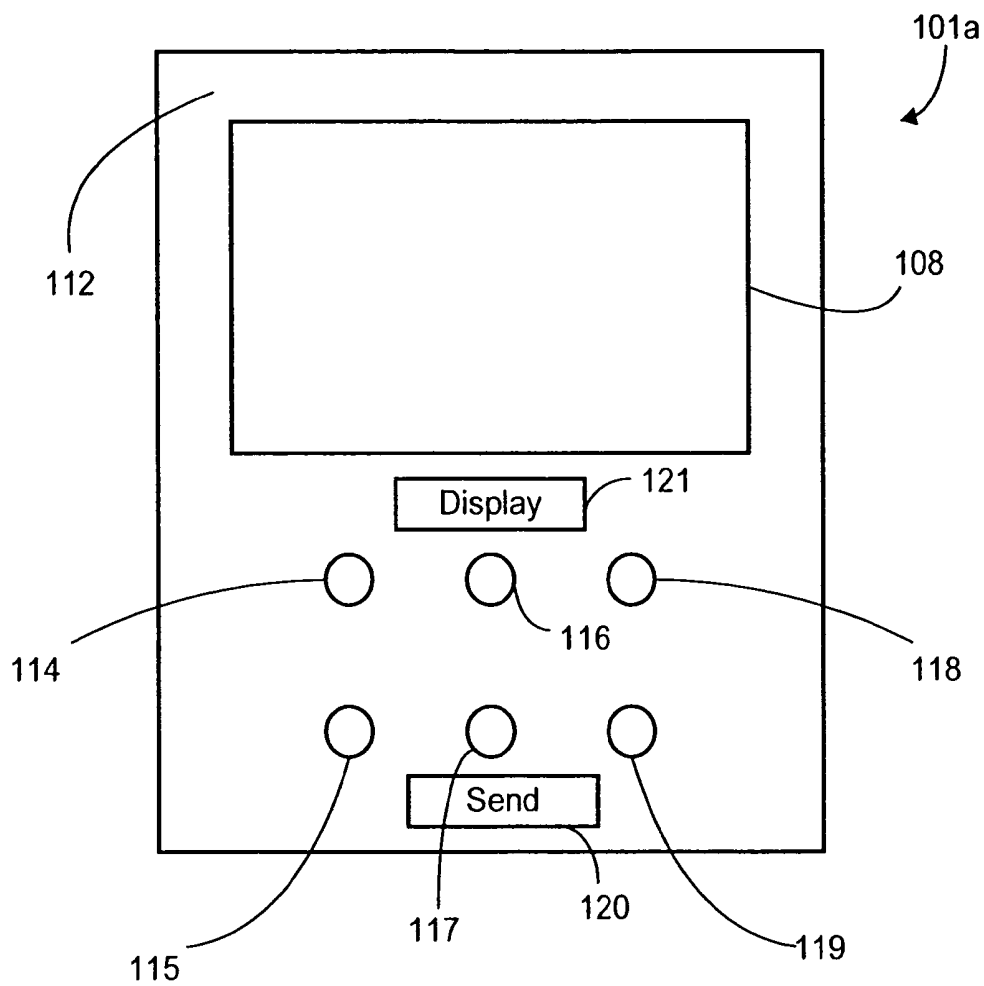
\* cited by examiner

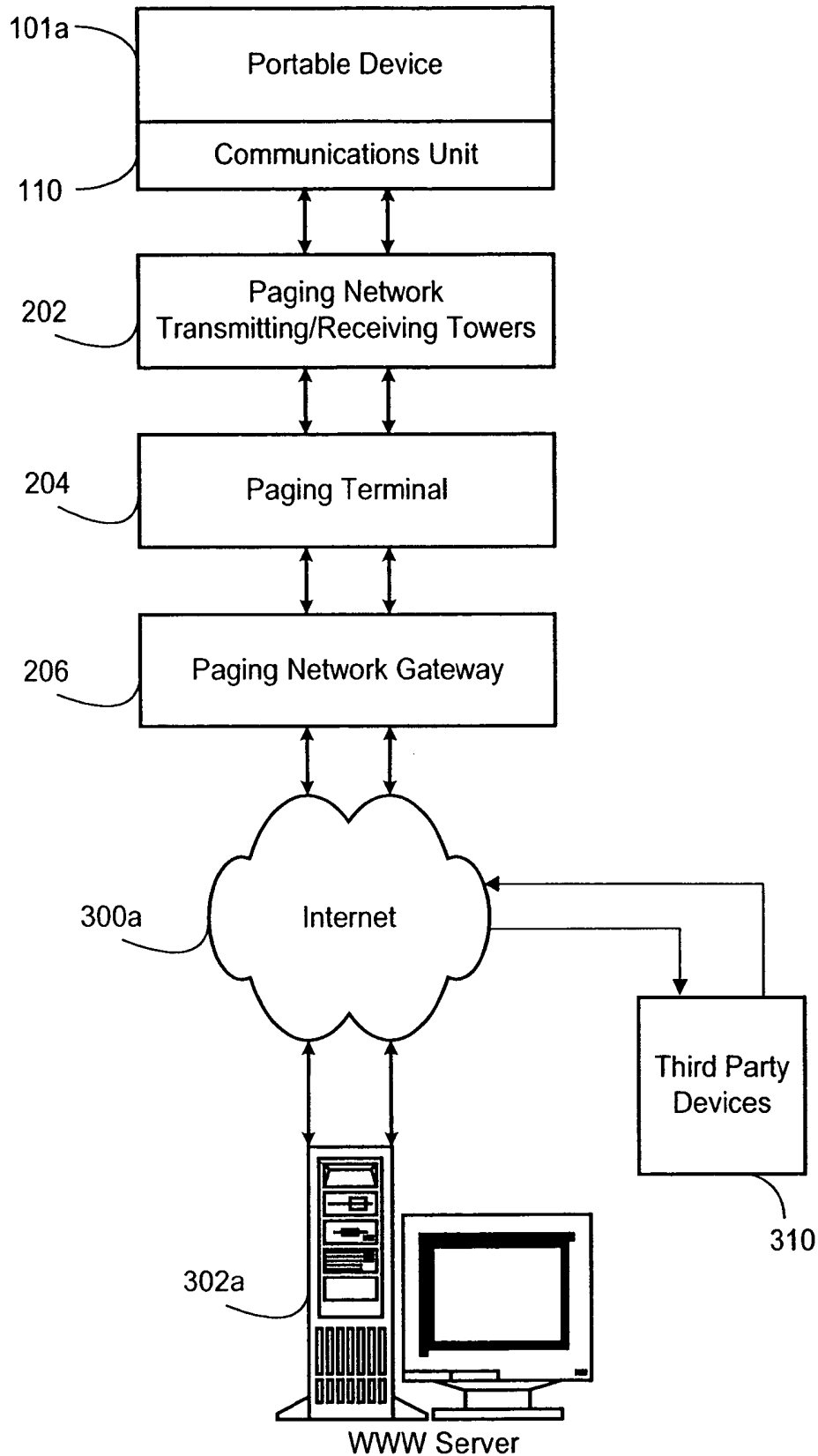
**Figure 1**

**Figure 1A**

**Figure 2**

**Figure 3**

**Figure 4**

**Figure 5**



**Figure 6a**

Your Averages are as follows:

SpO2 95%  
BP 120/70 mmHg  
HR 80 BPM  
Everything is just fine !!!!!

108

**Figure 6b**

Your Daily Averages

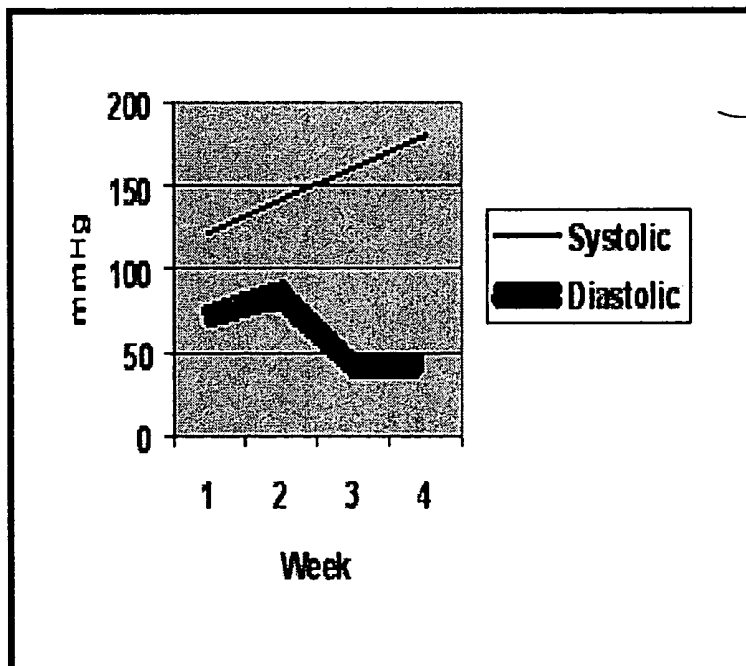
Morning Values:	SpO2 95%
	BP 120/70 mmHg
	HR 80 BPM
	GLU 200 mg/dl
Afternoon Values:	SpO2 95%
	BP 140/80 mmHg
	HR 100 BPM
	GLU 220 mg/dl
Evening Values:	SpO2 70%
	BP 100/80 mmHg
	HR 70 BPM
	GLU 180 mg/dl

108

**Figure 6c**

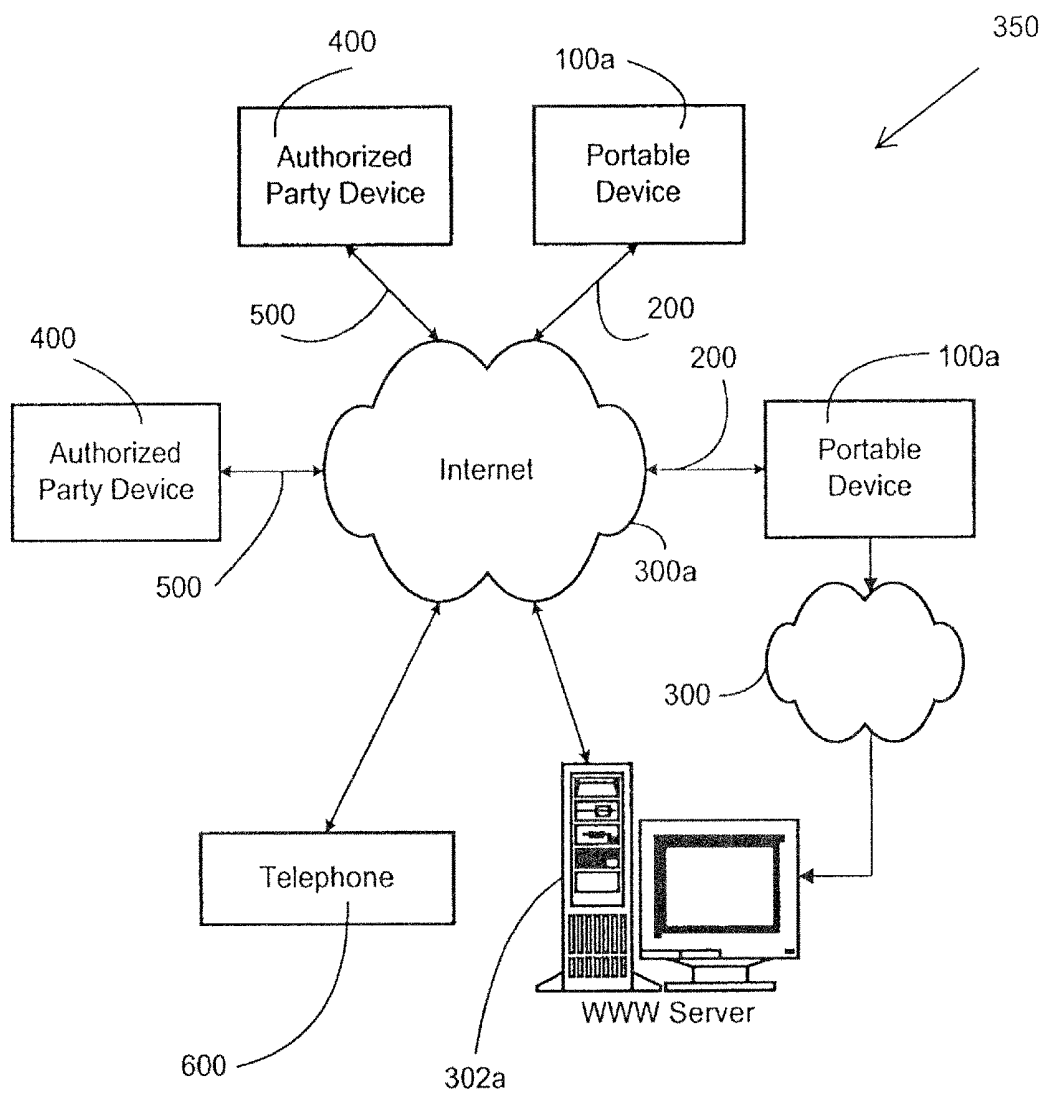
Your Weekly Averages	
Morning Values:	SpO2 95%
	BP 120/70 mmHg
	HR 80 BPM
	GLU 200 mg/dl
Afternoon Values:	SpO2 95%
	BP 140/80 mmHg
	HR 100 BPM
	GLU 220 mg/dl
Evening Values:	SpO2 70%
	BP 100/80 mmHg
	HR 70 BPM
	GLU 180 mg/dl

108

**Figure 6d**

108

Figure 7



1

**MEDICAL MONITORING DEVICE AND  
SYSTEM****CROSS-REFERENCE TO RELATED  
APPLICATIONS**

This application is a continuation of U.S. application Ser. No. 10/868,676, filed Jun. 15, 2004, which is a continuation of U.S. application Ser. No. 09/975,097, filed Oct. 11, 2001. The entire disclosures of application Ser. Nos. 10/868,676 and 09/975,097 are incorporated herein by reference.

**BACKGROUND OF THE INVENTION**

The present invention relates generally to a portable medical monitoring device that is sized to be carried by a monitored person, and more particularly, to a portable device that receives data provided by one or more sensors and displays statistical data related to the sensor data. The portable device also provides measurement readings of physiological signs and parameters such as blood pressure. The portable device may operate in a system including a remote computer and a wireless communication link to the portable device. Statistical data may be computed by the portable device, with or without the aid of a remote computer, and/or provided to the portable device partially or entirely by the remote computer.

The following United States patents disclose various devices that provide health-related information based upon data obtained by or stored in the devices: U.S. Pat. No. 6,175,752 (Say et al.); U.S. Pat. No. 5,822,715 (Worthington et al.); U.S. Pat. No. 5,840,020 (Heinonen et al.); U.S. Pat. No. 5,576,952 (Stutman et al.); U.S. Pat. No. 6,047,203 (Sackner et al.).

**SUMMARY OF THE INVENTION**

The present invention provides a portable device that receives data provided by one or more sensors and displays statistical data related to the sensor data or otherwise to the person. Statistical data may include high, low, average, mean value, median value, standard deviation, least square, variance, distribution, compilation, etc. for or at any given time or period of time for the person being monitored, as well as for such values for segments or groups of the population, or limit values, or target values, etc. The values may represent or be related to measurements, and other data for or related to physiological signs and parameters such as blood pressure, heart rate, body temperature, electrocardiogram, glucose level, substances and/or chemical presence or level, analyze measurements, etc. The portable device may also display such measurements and/or sensor data.

The portable device may compute statistical data, with or without the aid of a remote computer, which communicates with the portable device, and/or store statistical data with or without a remote computer, which communicates with the portable device. The portable device may also compute measurements, with or without the aid of a remote computer and/or store measurements. The remote computer, if any, may also compute and/or store measurements. The portable device may communicate with a remote computer through a wireless link from the portable device.

The portable device has memory for at least temporary storage of sensor data and/or statistical data and/or measurements. The remote computer may process sensor data and provide measurements and/or statistical data, and/or the remote computer may store data and/or measurements data

2

for transmission to a computer or portable device (e.g., of a person being monitored or a health care professional), such data and measurements being provided partially or entirely by the portable device and/or the remote computer or another device.

A remote computer has memory for at least temporary storage of data and/or measurements, and the remote computer may process sensor data and/or measurements provided by the portable device and provide statistical data and/or measurements.

In a network embodiment, the remote computer may comprise a server that can be accessed in push and/or pull modes by, for example, authorized client computers of parties such as the monitored person and his or her family members, and health care professionals. The remote computer may also initiate messages to portable devices of patients being monitored and/or computers or other electronic devices (computers, facsimile machines, PDA devices, telephone, etc.) of designated authorized parties. For example, such messages may be alerts that sensor data, measurements and/or statistical data is indicative of a medically or statistically unsatisfactory condition of the monitored person.

The invention, according to one embodiment, provides a portable medical monitoring device sized to be carried by a person to be monitored, comprising: an electronic controller; at least one memory coupled to the electronic controller that at least temporarily stores (a) sensor data provided by at least one sensor associated with the monitored person in response to at least one physiological characteristic of the monitored person, and (b) statistical data related to sensor data provided by the at least one sensor; and a display device that displays at least statistical data stored in the at least one memory.

In addition to displaying statistical data, the display device may also display sensor data and/or measurements obtained by or provided to the portable device.

The controller may include means for computing statistical data, and/or the statistical data may be provided to the device from an external source.

The statistical data may comprise at least one of high, low average, means value, median value, standard deviation, least square, variance, distribution, data, etc. The display device can display statistical data as text, graphics, or both.

In a preferred embodiment, the portable device includes a communications unit that transmits sensor data and/or measurements over a wireless communications link and receives over the wireless link at least statistical data related to sensor data or otherwise to the person being monitored. The statistical data received by the communications unit is stored at least temporarily in the at least one memory. In the preferred embodiment, the communications unit comprises a two-way pager, or any suitable wireless technology.

The invention also provides a system comprising one or more portable devices described above and a remote computer and associated memory that at least temporarily stores sensor data, measurements and/or statistical data related to the stored sensor data or otherwise to a person being monitored. In the system, the communications unit of the portable device transmits at least sensor data and/or measurements for receipt by the computer and receives at least statistical data provided by the computer.

The remote computer may comprise a web server connected to the Internet, or an intranet or other network.

The remote computer may include means for automatically providing at least sensor data, measurement data

3

and/or statistical to one or more portable devices in accordance with an authorization procedure.

In one embodiment, the remote computer provides all statistical data stored in a portable device's memory, and in other embodiments, the electronic controller may provide statistical data stored in the portable device's memory.

The controller is preferably programmed to control transmission at least of sensor and/or measurements data by the communication unit to the remote computer in response to a user input to the portable device and to request at least statistical data and/or measurements from the remote computer in response to a user input to the device, and also to preferably control obtaining sensor data or taking a measurement in response to user input. For example, a user may initiate display of sensor data, and/or a measurement, and/or statistical data.

The remote computer may be programmed to provide statistical data to the portable device according to programmed parameters, either exclusively or in addition to user input.

In addition, the portable device can compute measurements, provide measurements to a remote computer and receive measurements stored in or computed by a remote computer.

In a preferred embodiment, the remote computer comprises a World Wide Web server. The storage of sensor, measurement and/or statistical data on the web server facilitates efficient access to such information by authorized parties. This feature can be particularly advantageous to health care professionals who can obtain and/or provide information associated with many portable devices and many monitored persons.

The server (or a remote computer), accessible by authorized parties, may transmit an automatic message alert to an authorized party communications device dependent on at least one of sensor data, a measurement and statistical data. In some embodiments, the server or remote computer comprises a value range associated with a physiological characteristic and where at least one of sensor data, measurement and statistical data is compared against the value range to determine if the automatic message alert should be transmitted. Further, the value range may be ascertained by the programmed input of a parameter associated with a physical trait of a specified monitored person into a function.

Embodiments employing processing of sensor data, and/or measurements, and/or storage of statistical data by a remote computer reduce the requirements for on-board processing and storage in a portable monitoring device.

Wireless links to the portable device may be provided by any suitable means, including pager, cell phone and mobile radio technology and systems.

### BRIEF DESCRIPTION OF THE DRAWINGS

The invention may be better ascertained by referring to the following description in conjunction with the accompanying drawings, which are exemplary and not intended to be exhaustive, and in which:

FIG. 1 is a block diagram of one embodiment of a portable medical monitoring device incorporating the invention;

FIG. 1A is a block diagram of another embodiment of a portable medical monitoring device incorporating the invention;

FIG. 2 is a diagram illustrating a portable medical monitoring device and sensors coupled to the device;

4

FIG. 3 is a diagram showing the communication signal path between a portable medical monitoring device and a remote computer according to one embodiment of the invention;

FIG. 4 is a schematic diagram illustrating a portable medical monitoring device incorporating the invention showing user-actuable switch buttons thereof;

FIG. 5 is a diagram illustrating the signal path between a portable medical monitoring device and a server according to another embodiment;

FIGS. 6a, 6b, and 6c are illustrations of text displayed by the display of a portable medical monitoring device incorporating the invention;

FIG. 6d is an illustration of a graphical display displayed on the display device of a portable monitoring device incorporating to the invention; and

FIG. 7 is a diagram showing the communication signal path between a server, portable monitoring device, an authorized party device, and automated phone system.

### DETAILED DESCRIPTION OF THE PREFERRED EMBODIMENT

Referring to FIG. 1, the portable medical monitoring device 100 according to the invention comprises an electronic controller 102, a display device 108, an electronic memory 106, and one or more sensors 104. The electronic controller can be implemented by any suitable commercially available integrated circuit application specific integrated circuit (ASIC). The sensor(s) 104 convert physiological characteristics of the monitored person into electrical signals that are provided to the electronic controller 102 or to the memory 106, where they are stored temporarily or longer term. Various sensors 104 are known in the art for converting physiological characteristics of the type disclosed herein into electrical signals, and for providing the signals to the controller 102 and/or memory 106. The sensor(s) 104 can be coupled to the controller 102 and/or memory by wire or wirelessly, and such ways of coupling are well known in the art.

In the preferred embodiment, the display device 108 is capable of displaying sensor data, and measurement data and statistical provided by the controller 102 and/or memory 106. In the embodiment shown in FIG. 1, the controller 102 processes sensor data to provide measurement data and/or statistical data. Alternatively, means can be provided for up loading and down loading data from and to device 100, and such means are well known in the art including wired and wireless, communication links, 232 communications port, serial port, etc.

FIG. 1A depicts an embodiment of a medical monitoring device 100a that includes a communications unit 110 for receiving and transmitting data. Sensor data, measurement and/or statistical data are provided to the communications unit 110, under control of controller 102, for transmission to a remote computer or device (not shown in FIG. 1A). The communications unit 110 may be any suitable wireless communications device, e.g., two-way wireless data pager, cell phone, two way radio, etc.

The sensors 104 are positioned as to sense physiological characteristics of the monitored person, and in the preferred embodiment, a sensor 104 can be associated with one or more of the monitored person's blood pressure, pulse, oxygen-haemoglobin saturation, glucose, body temperature, respiration, and electrolyte. As mentioned, these sensors are well known in the art and are commercially available.

FIG. 2 depicts a portable device **100a** mounted in an assembly or housing **112** that is sized to be carried by an individual, and in this embodiment, strapped to the persons wrist or forearm by any conventional strap apparatus. FIG. 2 also depicts somewhat schematically a sensor **104a** positioned on a finger of the monitored person. Sensor **104a** in this embodiment is a pulse oximetry sensor **104a** to sense the monitored person's oxygen-haemoglobin saturation. In addition, a blood pressure cuff sensor **104b** is used to sense the monitored person's blood pressure and strap also functions to the device **101a** to a person's forearm or wrist. In another embodiment, a non-invasive sensor is used to measure electrolyte levels by emitting an electric current to sense  $\text{Na}^{+1}$  and/or  $\text{K}^{+1}$  ions. It is contemplated that the medical monitoring device may contain one, all, or any combination of the above-mentioned sensor types, as well as other sensors. It should be further appreciated that present invention may be comprised of any type of physiological sensor **104** suitable or use with a portable monitoring device.

FIG. 3 depicts the communication signal path between the medical portable device **100a** and a remote computer **302** through a communications network **300**. The sensor data and/or measurements originating with the portable device **100a**, are converted and transmitted by the communications unit **110**, and travel through an at least partially wireless path **200** to the communications network **300**. Specifically, sensor data, measurement data and/or statistical data is directed to the remote computer **302** for processing and/or storage. For example, sensor and measurement data can be processed into statistical data. Also, statistical data can be further processed and/or stored, and sensor and measurement data can be stored. Statistical information (as well as stored measurement and sensor data) is transmitted from the remote computer **302** to the portable/device **100a** in reverse fashion.

FIG. 4 illustrates schematically a portable device **101a** with user-actionable buttons **114-118**. In the preferred embodiment, the transmission of sensor data and/or measurement data from the portable device **101a** to the remote computer **302** can be initiated by a user actionable send button **120**, thereby allowing a monitored person to send data and measurements to the remote computer **302** at the monitored person's discretion. In an alternative embodiment, the electronic controller **102** is programmed to transmit and/or request data at predetermined time intervals (i.e. twice per day).

The portable device **101a** also has user-actuable buttons for initiating the electronic controller to direct a sensor **104** to take a measurement. A first measurement initiating button **114** is associated with a first sensor, the pulse oximetry sensor **104a** for example, and a second measurement initiating button **115** is associated with a second sensor, the blood pressure cuff sensor **104b** for example. Sensor data is stored in the memory **106**, and is transmitted as described above to the remote computer **302** in response to the send button **120**, or in an alternative embodiment, at a programmed time. A display choice user-actionable button **121** operates in cooperation with switch buttons **114-118** to display data, in both graphical and textual. Use of the display button **121** directs the electronic controller **102** to display varying statistical, sensor, and/or measurement data from the memory **106** on the display device **108** in accordance with a drop-down menu, or any other suitable user interface.

The portable device may also include in one embodiment an integrated content retrieval function for the display of content information related to, for example, news, sports, or entertainment on the display device **108**. FIG. 4 illustrates a

user-actionable content retrieval button **119** for initiating content retrieval. Upon receiving a content request, remote computer **302** transmits stored or retrieved content information back to the portable device **101a**.

FIG. 5 illustrates an embodiment with an at least partially wireless connection **200** between the portable device **101a** and a remote computer, in this embodiment a WWW server **302a**. Data is wirelessly transmitted from the portable device **101a** by the communications unit **110** to a paging network receiving/transmitting tower **202**. Packet-based paging protocols such as mobitex and reflex are well known in the art and are utilized in the preferred embodiments. Embodiments utilizing an alternative communications unit **110** such as mobile telephone communications utilize such protocols as GPRS, TDMA, or CDMA.

The data is transmitted to the paging network terminal **204**, which directs the data to a paging network gateway **206** with an information network, such as the Internet **300a**. The paging network gateway **206** forwards the data to the Internet **300a**, for delivery to the web server **302a**. An analogous process occurs in the reverse when statistical data is transmitted from the web server **302a** to the communications unit **110** of the portable device **101a**.

The web server **302a** processes sensor and/or measurement data, or data related thereto (which is still referred to as sensor and/or measurement data) into statistical data. The server **302a** utilizes sensor data or measurements associated with a specific physiological characteristic to calculate statistical data such an average value over time intervals, such as daily, weekly, or monthly intervals, and/or to calculate a variance, standard deviation, least square, or a distribution, for example. The remote computer **302** or web server **302a** may also compute measurements from statistical data, etc. Such statistical data is transmitted from the server **302a** through signal path **200** to the communications unit **110** of the portable device **101a**. The electronic controller **102** directs storage and/or display of the statistical data.

The information stored in server **302a** is available over the Internet to devices and computers **310** of a monitored person or health care professionals.

The display device **108** is a liquid crystal device (LCD). However, any suitable display device may be used. FIGS. **6a**, **6b**, and **6c** illustrate statistical data displayed on the display device **108**. Measurement data, statistical data, and sensor data can be displayed in any manner that effectuates a communication of the associated information to the monitored person. FIG. **6d** is an example of statistical data displayed graphically. It is contemplated that statistical data, measurement data and sensor data can be graphically displayed alone or in combination and in any manner that effectuates communication of the associated information to the monitored person. Preferred graphical displays specifically include but are not limited to graphs, charts, and tables, such as histograms and other graphical communications of data.

Server **302a** (FIG. 5) preferably includes automatic message alert functionality alerting the monitored person and authorized parties when sensor, measurement or statistical data is more than, less than, or equal to or is outside of a given range. The server **302a** is programmed with at least one function, each function being associated with a specific physiological characteristic of a "generic" person, normative in relevant physiological respects. A value or range of values is produced when the function is considered in light of at least one parameter each associated with a specific physical trait of the particular monitored person, such as the person's age or weight. Such parameters are considered in order to

tailor and/or personalize the function in a manner so as to yield a custom value or value range representative of medically satisfactory conditions for the associated physiological characteristic of the particular monitored person.

Once this value or value range has been ascertained, it is compared against either sensor data or statistical data. The choice of sensor, measured or statistical data more than, less than, equal to or is dependent on whether the particular function is associated with instantaneous thresholds or statistical thresholds. If the sensor measurement or statistical data is outside the value range, then the server transmits an automatic message alert indicative of an emergency medical condition associated with the specific monitored person whose data outside the value range.

FIG. 7 depicts a system 350 that includes portable devices 100a and authorized party devices 400 that communicate with a server 302a. Automatic message alerts are sent to the communications devices 400 of specified authorized parties, such as health care professionals and family members, as well as to the concerned portable device 100a. In this embodiment, the authorized party devices 400 may comprise a pager, telephone, mobile telephone, PC, or laptop computer. Both the portable device 100a and authorized party devices 400 are programmed to receive transmitted automated message alerts. In the preferred embodiments, there is any number and combination of authorized party devices 400. Methods of interconnectivity, signal paths 500, and data and protocol conversions between authorized devices 400 and the Internet 300 are varied and well known in the art, and often particular to the type of authorized party device 400 (i.e. mobile telephone, desktop computer, etc.). In the preferred embodiment, an automated message alert may be also initiated manually by the use of a touch tone telephone 600. Methods of interconnectivity, signal routing, and data and protocol conversion between the telephone 600, the telephone network 700, the Internet 300a and a communications network 300 are known in the art. Also, in the preferred embodiment, authorized party devices 400 also have access to the server 302a to view at least one of sensor data and statistical data. Access is subject to security measures such as password protection, and methods of security are well known in the art.

The foregoing descriptions of specific embodiments of the present invention have been presented for purposes of illustration and description. They are not intended to be exhaustive or to limit the invention to the precise forms disclosed, and obviously many modifications and variations are possible in light of the above teaching. The embodiments were chosen and described in order to best explain the principles of the invention and its practical application. It is intended that the scope of the invention be defined by the claims appended hereto and their equivalents.

I claim:

1. A medical monitoring system comprising a portable monitoring device and a remote computer:  
wherein the monitoring device and the remote computer communicate over a communications network, the monitoring device receives sensor data from at least one sensor related to at least one physiological characteristic of a person being monitored and provides

data over the communications network to the remote computer, and the remote computer generates statistical data related to data received from the monitoring device over the communications network and provides at least the statistical data to the monitoring device over the communications network;

the monitoring device comprising:

at least one memory;

an electronic controller which causes sensor data to be stored at least temporarily in the at least one memory, generates measurement data related to the sensor data and causes the measurement data to be at least temporarily stored in the at least one memory;

a communications unit;

wherein the electronic controller causes the communications unit to provide data stored in the at least one memory for transmission over the communications network for receipt by the remote computer and causes at least statistical data provided by the remote computer over the communications network received by the monitoring device to be at least temporarily stored in the at least one memory;

a display device;

wherein the electronic controller causes the display device to display at least measurement data from the measurement data that was previously generated and stored in the at least one memory device by the electronic controller, and statistical data from the statistical data that was received from the remote computer.

2. The system of claim 1, wherein the statistical data provided by the remote computer comprises at least one of an average, a variance, a standard deviation, a least square, a distribution, and a compilation of data related to the transmitted data.

3. The system of claim 1, wherein the monitoring device comprises an input device coupled to provide user input to the controller, and wherein the electronic controller is responsive to user input to the monitoring device via the input device to provide a request, for transmission over the communications network for receipt by the remote computer, for the remote computer to provide statistical data over the communications network for receipt by the monitoring device.

4. The system of claim 1, wherein the electronic controller causes the communications unit at programmed time intervals to provide a request, for transmission over the communications network for receipt by the remote computer, for the remote computer to provide statistical data over the communications network for receipt by the monitoring device.

5. The system of claim 1, wherein the monitoring device comprises an input device coupled to provide user input to the controller, and wherein the electronic controller is at least responsive to input from the input device at least to cause the communications unit to provide data stored in the at least one memory for transmission over the communications network for receipt by the remote computer.

6. The system of claim 1, wherein the display device displays statistical data as at least one of text and graphics.

\* \* \* \* \*

专利名称(译)	医疗监控装置和系统		
公开(公告)号	<a href="#">US10342483</a>	公开(公告)日	2019-07-09
申请号	US13/149202	申请日	2011-05-31
[标]申请(专利权)人(译)	理想的生活		
申请(专利权)人(译)	理想的生活，INC.		
当前申请(专利权)人(译)	理想的生活，INC.		
[标]发明人	GOLDBERG JASON		
发明人	GOLDBERG, JASON		
IPC分类号	A61B5/00 A61B5/145 A61B5/0205 A61B5/021 A61B5/1455 A61B5/024		
CPC分类号	A61B5/681 A61B5/0022 A61B5/14546 A61B5/6826 A61B5/6838 A61B5/021 Y10S128/92 A61B5/02055 A61B5/1455 A61B5/14532 A61B5/743 Y10S128/903 A61B5/024 G16H40/67		
其他公开文献	US20110295085A1		
外部链接	<a href="#">Espacenet</a>		

#### 摘要(译)

一种便携式设备，其接收由一个或多个传感器提供的数据，并显示与传感器数据相关或与人有关的统计数据。统计数据可包括被监测人的任何给定时间或时间段的高，低，平均，平均值，中值，标准偏差，最小二乘，方差，分布，汇编等，以及这些值可用于人口中的片段或群体，或限制值或目标值等。这些值可以表示与生理特征和参数相关的测量值和其他数据，例如血压，心率，体温，心电图，葡萄糖水平，物质和/或化学物质存在或水平，分析测量值等。便携式设备也可以显示这种测量值。便携式设备可以在有或没有远程计算机的帮助下计算统计数据和/或存储统计数据，和/或远程计算机可以计算和/或存储统计数据。便携式设备可以通过来自便携式设备的无线链路与远程计算机通信，该无线链路可以计算和/或存储统计数据和测量。

Your Daily Averages	
Morning Values:	SpO2 95% BP 120/70 mmHg HR 80 BPM GLU 200 mg/dl
Afternoon Values:	SpO2 95% BP 140/80 mmHg HR 100 BPM GLU 220 mg/dl
Evening Values:	SpO2 70% BP 100/80 mmHg HR 70 BPM GLU 180 mg/dl