

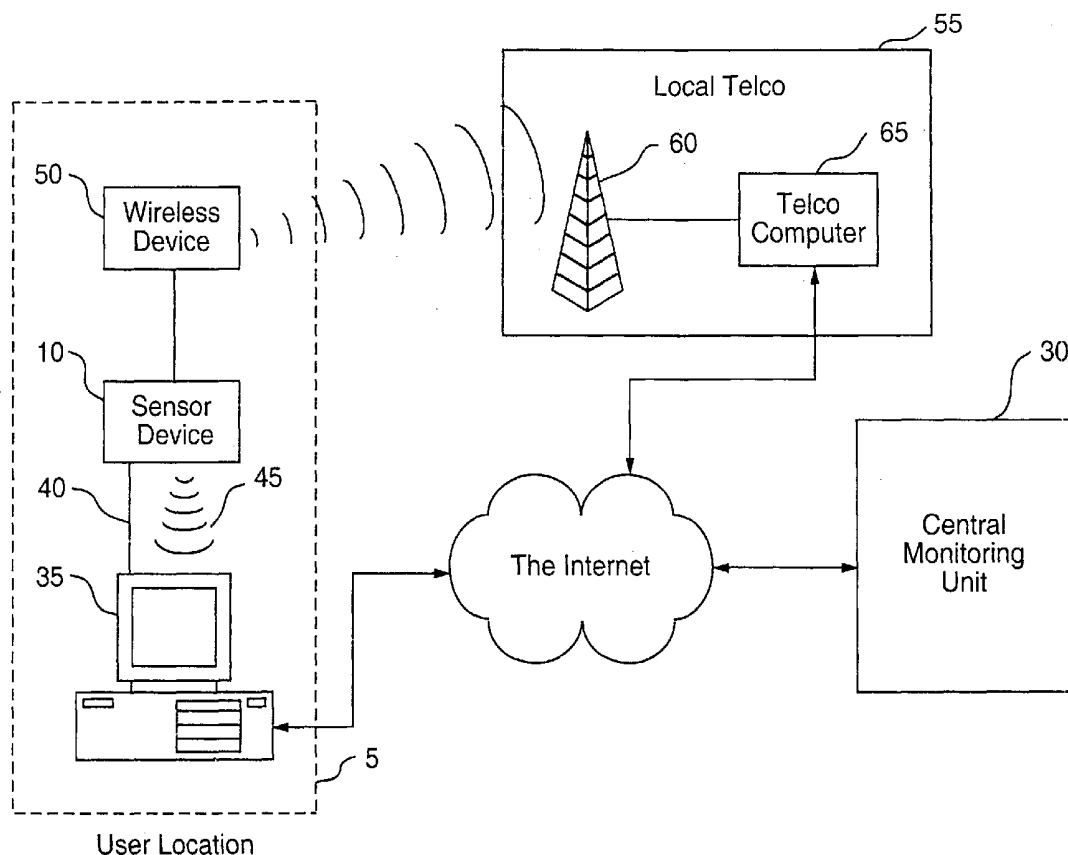


US 20040034289A1

(19) **United States**(12) **Patent Application Publication****Teller et al.**(10) **Pub. No.: US 2004/0034289 A1**(43) **Pub. Date: Feb. 19, 2004**(54) **SYSTEM FOR MONITORING HEALTH,
WELLNESS AND FITNESS**continuation-in-part of application No. 09/595,660,
filed on Jun. 16, 2000.(76) Inventors: **Eric Teller**, Pittsburgh, PA (US); **John
M. Stivorc**, Pittsburgh, PA (US);
Christopher D. Kasabach, Pittsburgh,
PA (US); **Christopher D. Pacione**,
Pittsburgh, PA (US); **John L. Moss**,
Monroeville, PA (US); **Craig B. Liden**,
Sewickley, PA (US); **Margaret A.
McCormack**, Pittsburgh, PA (US)**Publication Classification**(51) **Int. Cl.⁷** **A61B 5/00**(52) **U.S. Cl.** **600/300**(57) **ABSTRACT**

An apparatus for monitoring human status parameters including at least two sensors, at least one sensor being a physiological sensor. The at least two sensors are adapted to generate data indicative of at least a first parameter of an individual and a second parameter of an individual. The apparatus also includes a processor for receiving at least a portion of the data indicative of a first parameter and a second parameter. The processor is adapted to generate derived data from at least a portion of the data indicative of a first parameter and a second parameter. The derived data is a third parameter of the individual that cannot be directly detected by any of the at least two sensors. In one embodiment, the at least one sensor is a physiological sensor selected from a group of specific sensors. In another embodiment, the third parameter is selected from a group of specific parameters. The apparatus may include a central monitoring unit remote from the sensors for storing data and transmitting data to a recipient.

Correspondence Address:

Philip E. Levy, Esq.**Metz Schermer & Lewis, LLC****18th Floor****11 Stanwix St.****Pittsburgh, PA 15222 (US)**(21) Appl. No.: **10/638,588**(22) Filed: **Aug. 11, 2003****Related U.S. Application Data**(63) Continuation of application No. 09/602,537, filed on
Jun. 23, 2000, now Pat. No. 6,605,038, which is a

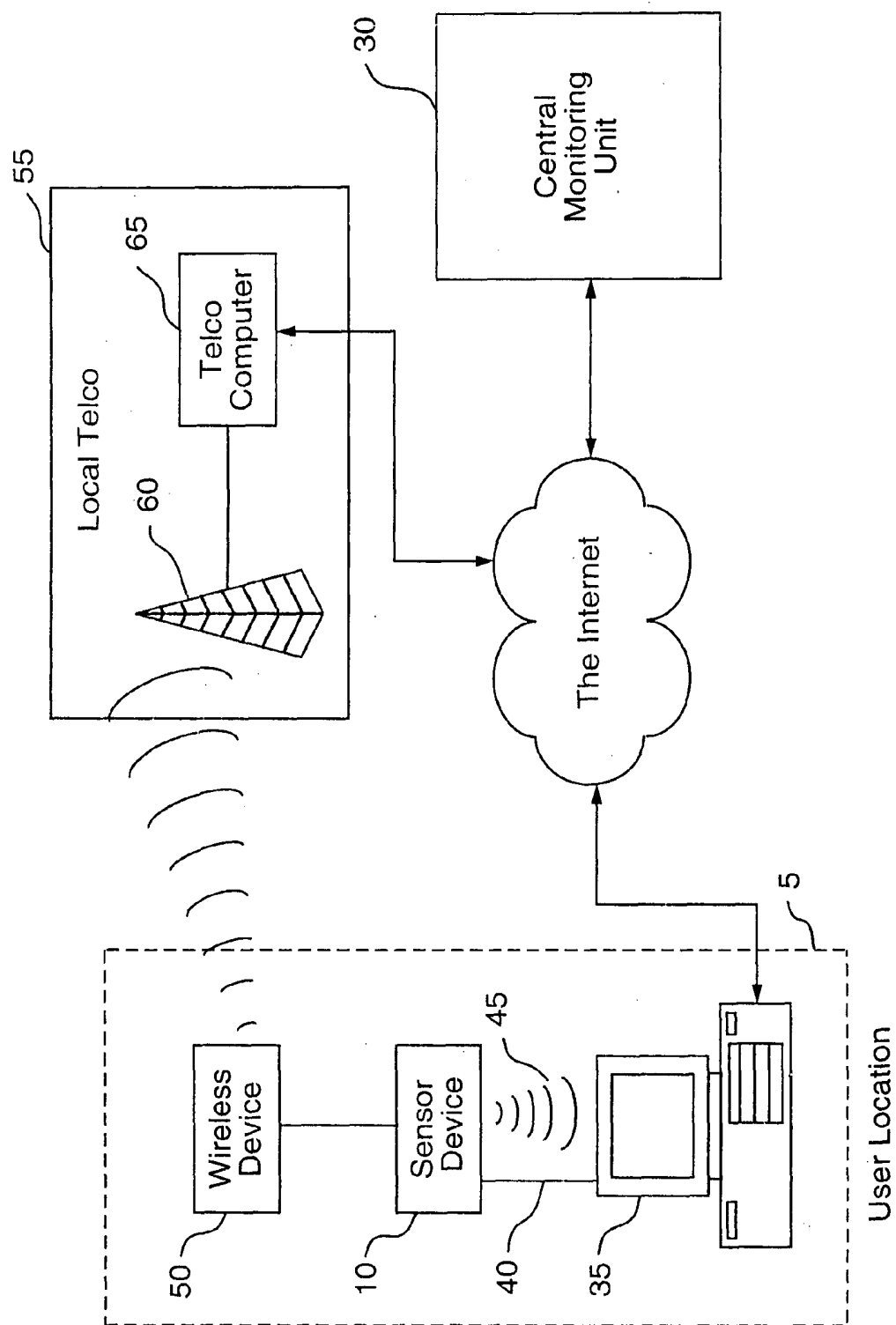


FIG. 1

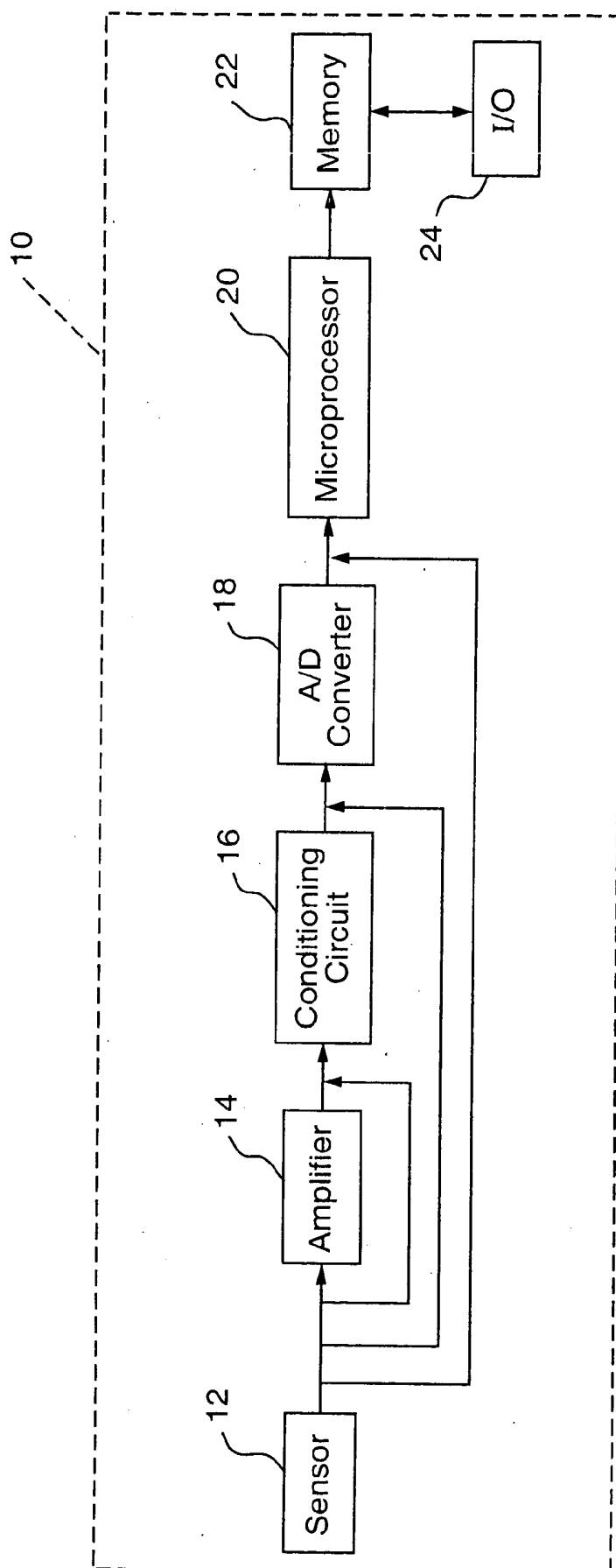


FIG. 2

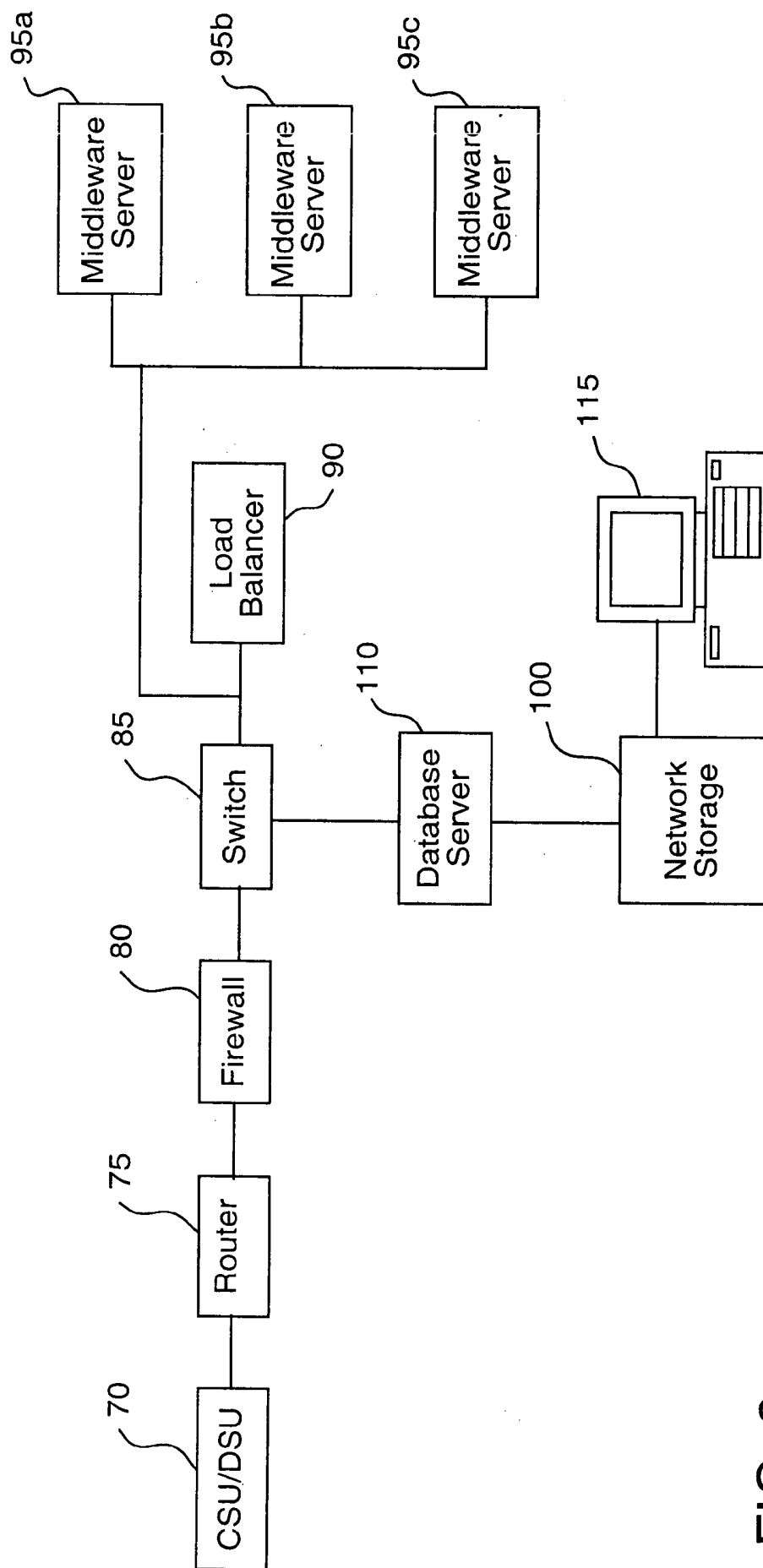


FIG. 3

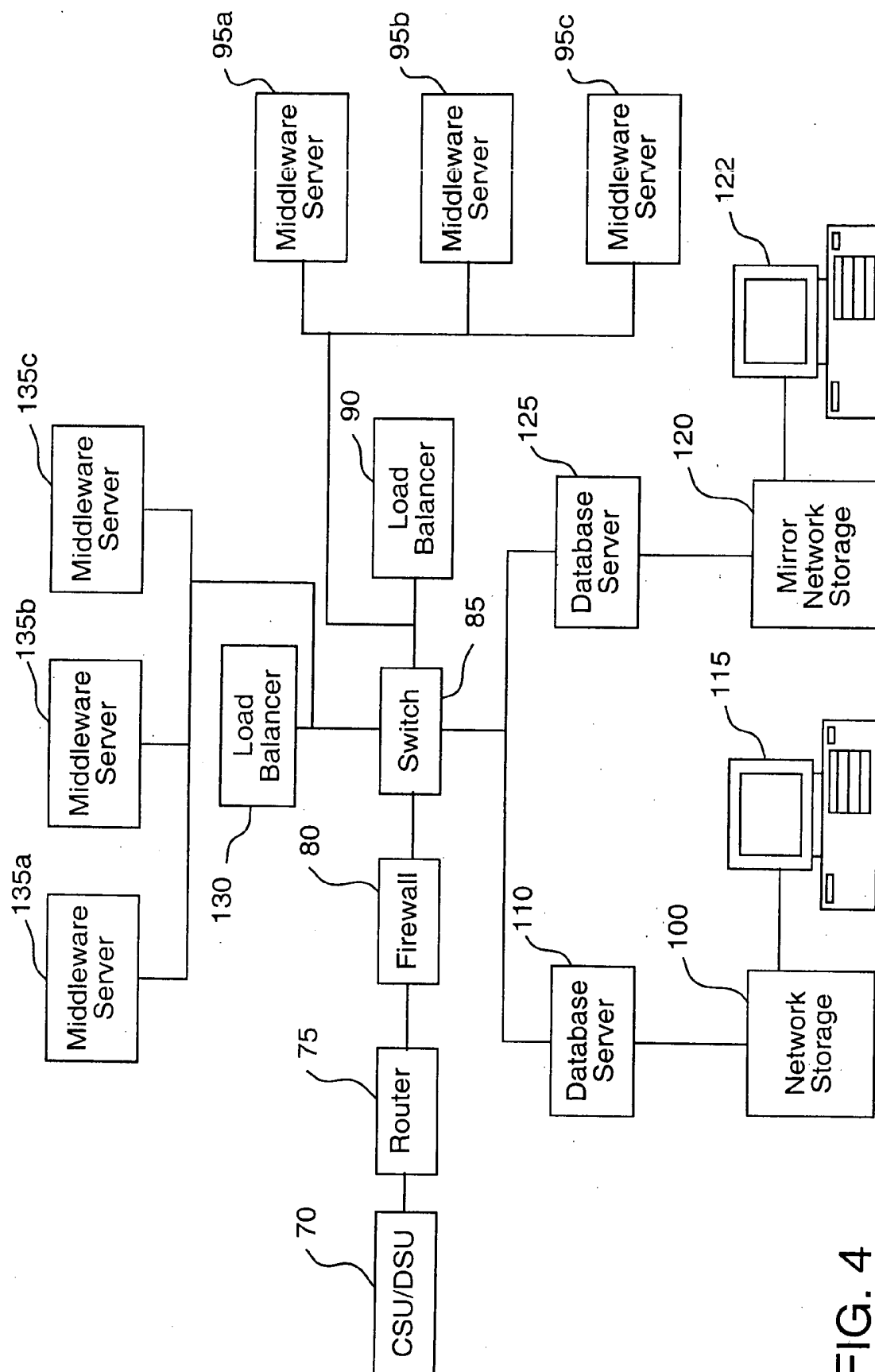


FIG. 4

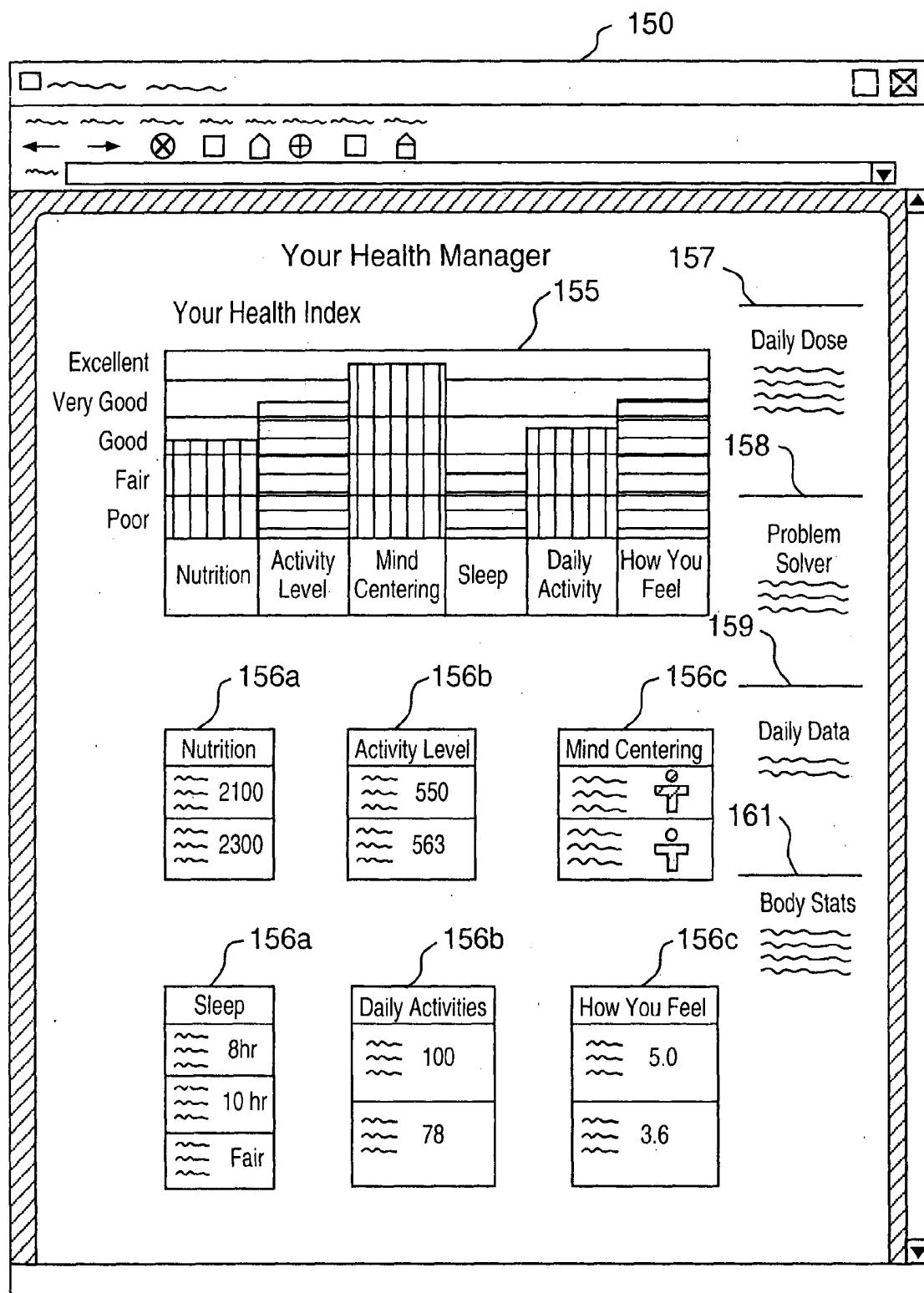


FIG. 5

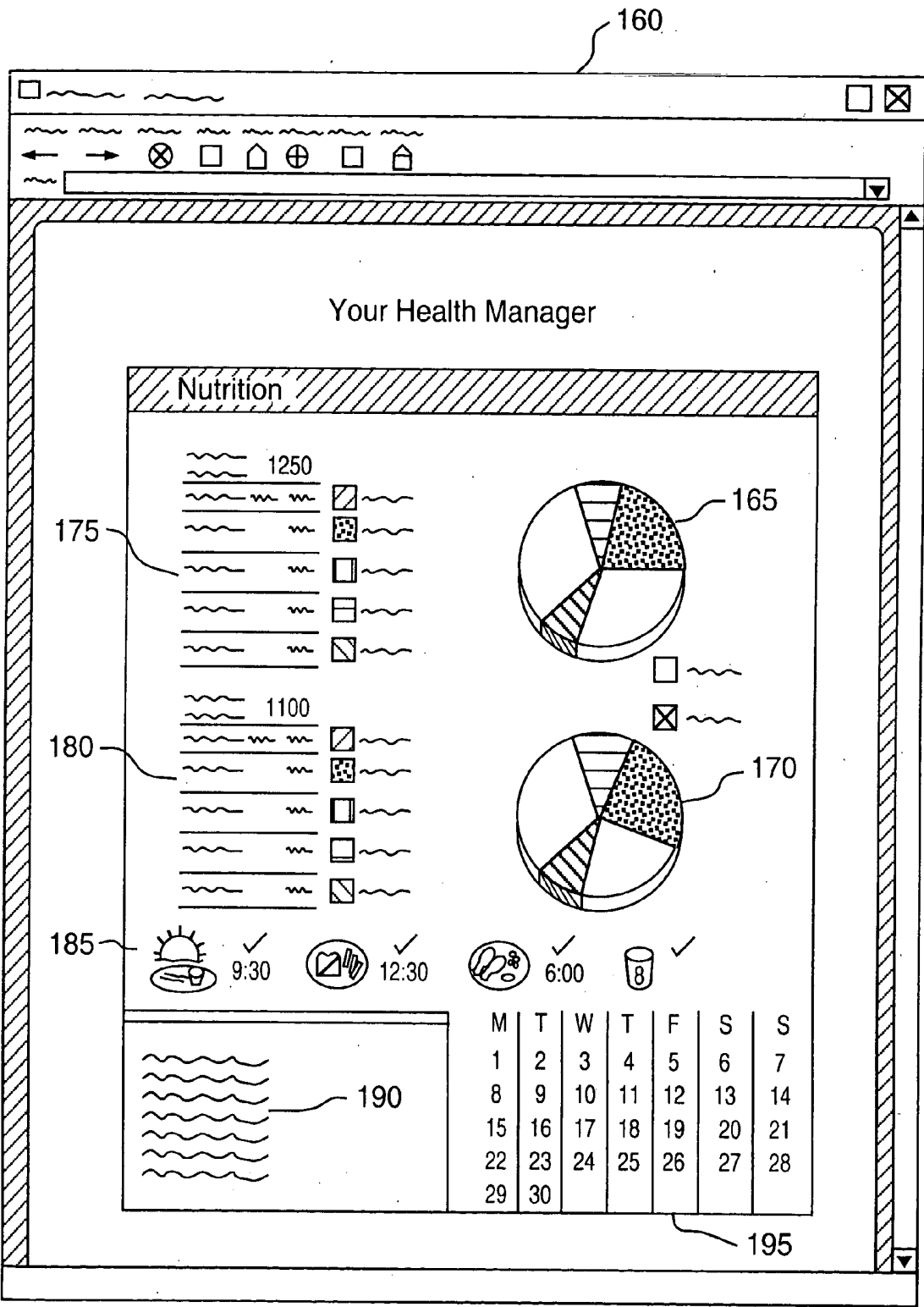


FIG. 6

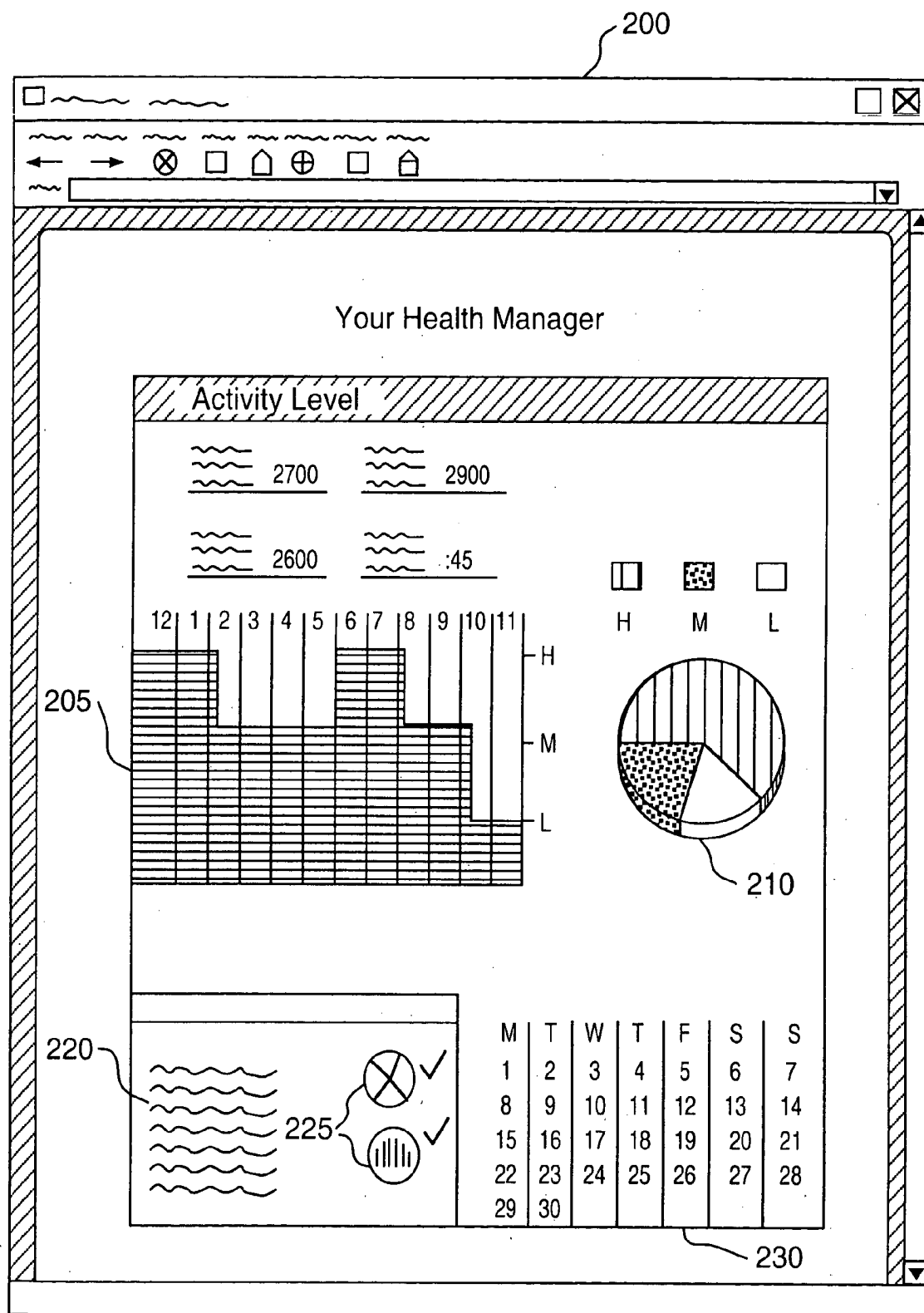


FIG. 7

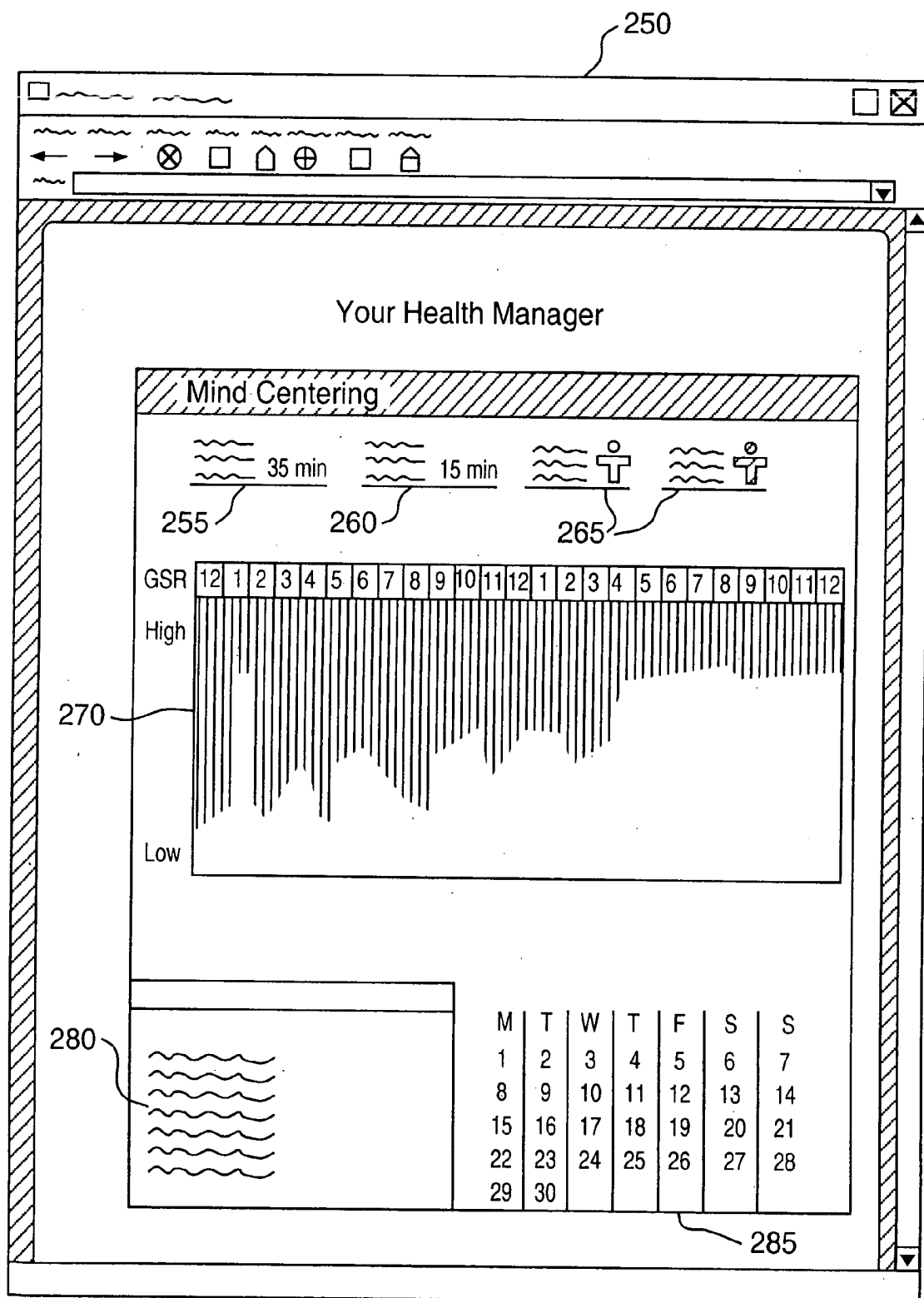


FIG. 8

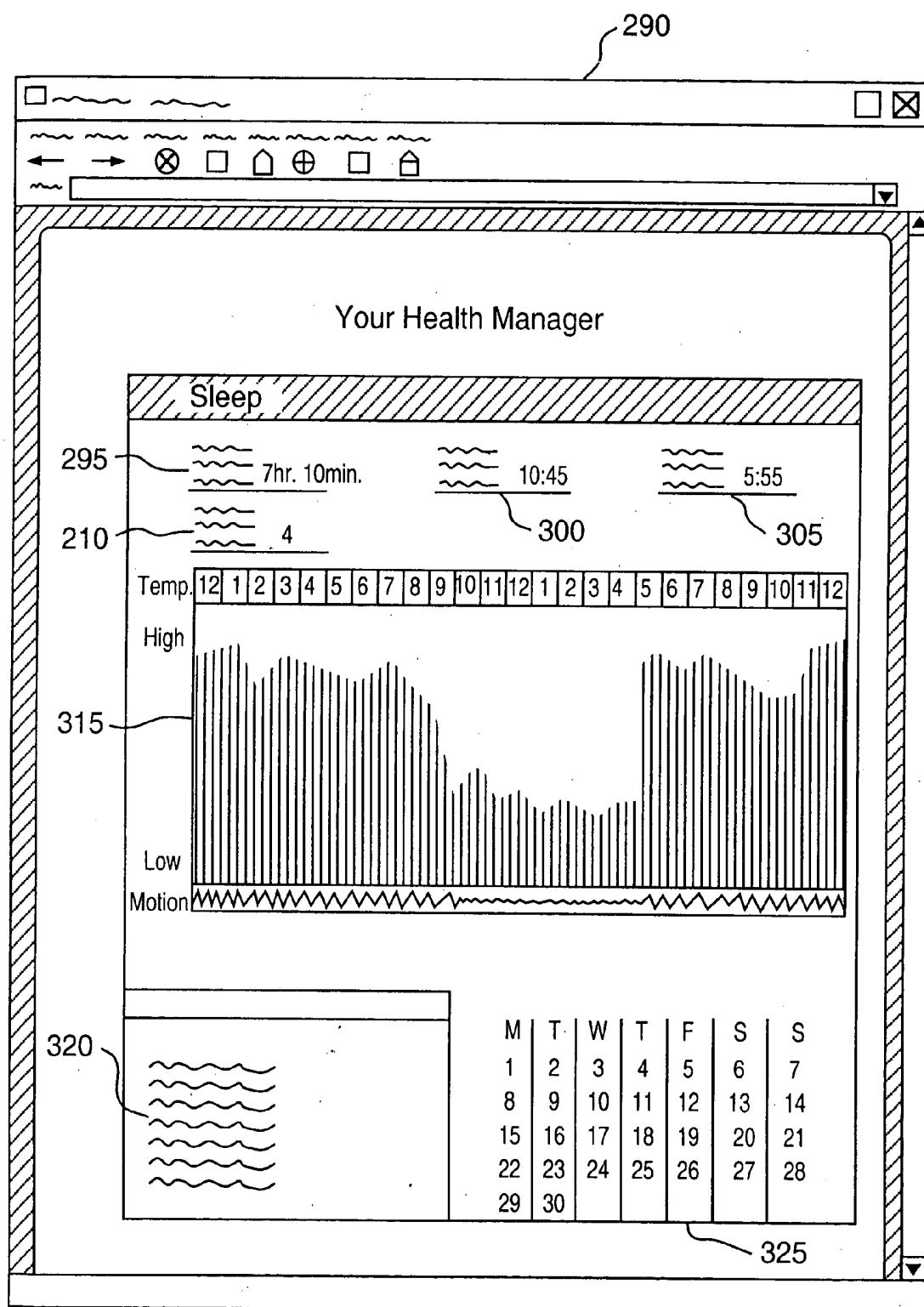


FIG. 9

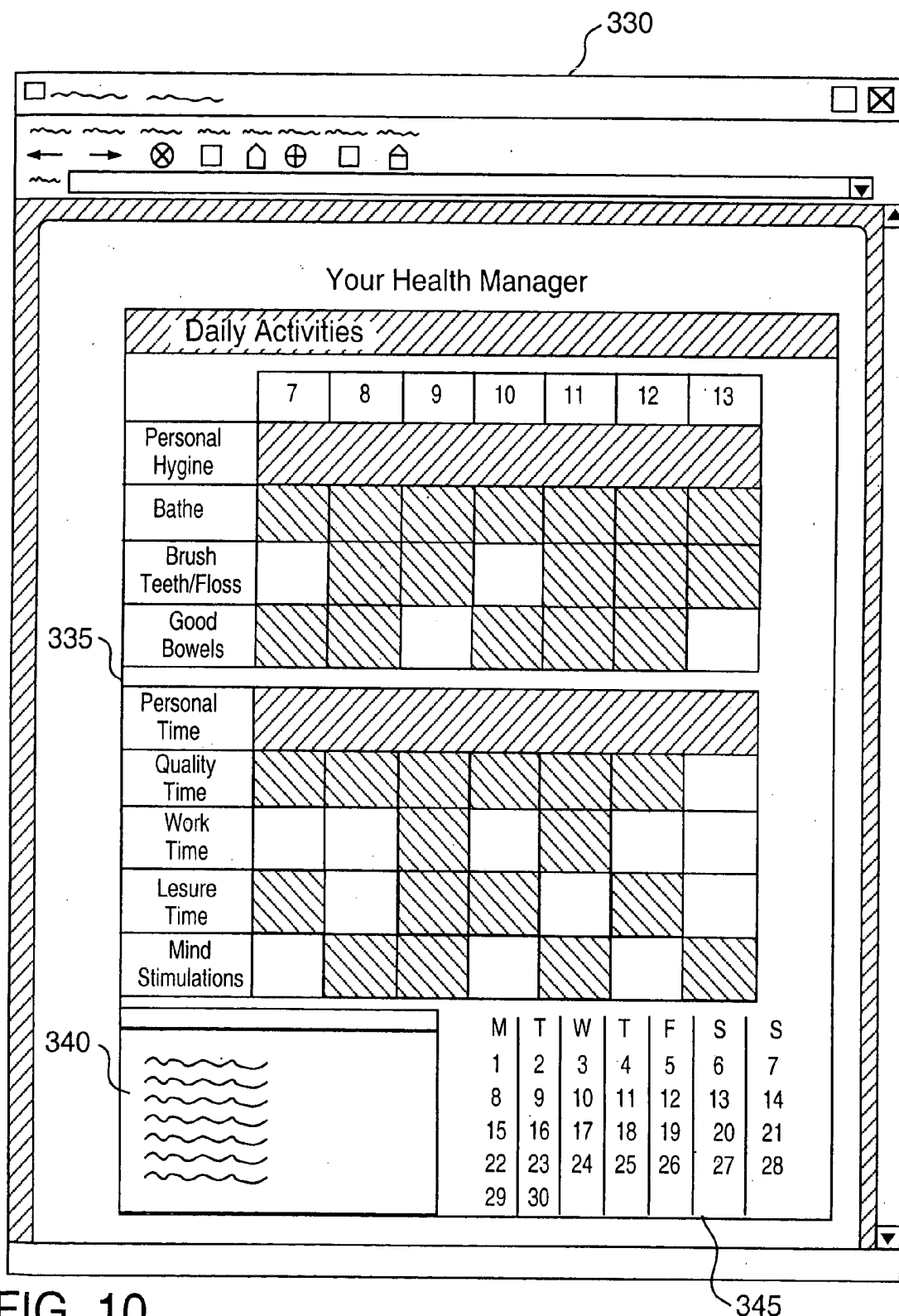


FIG. 10

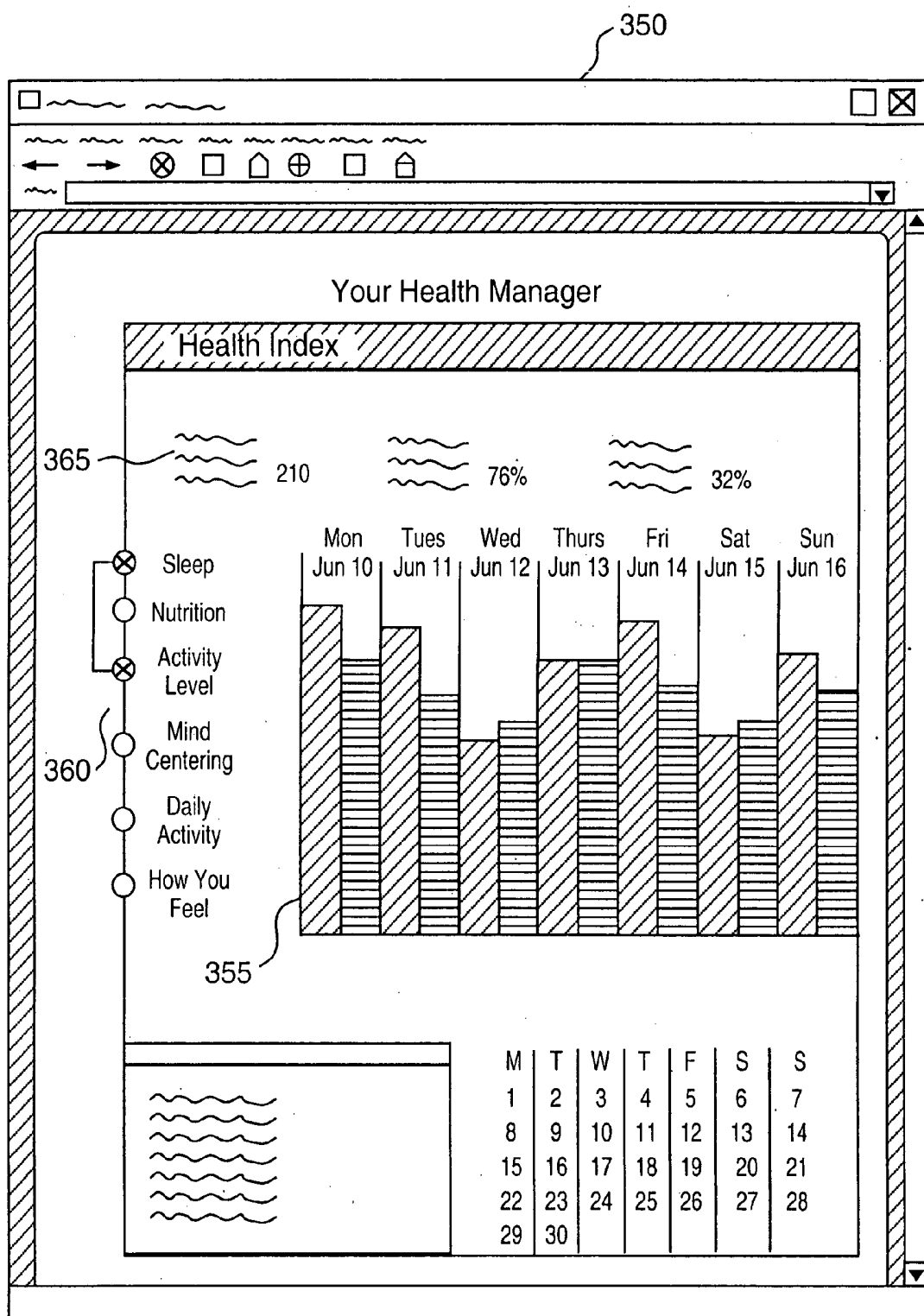
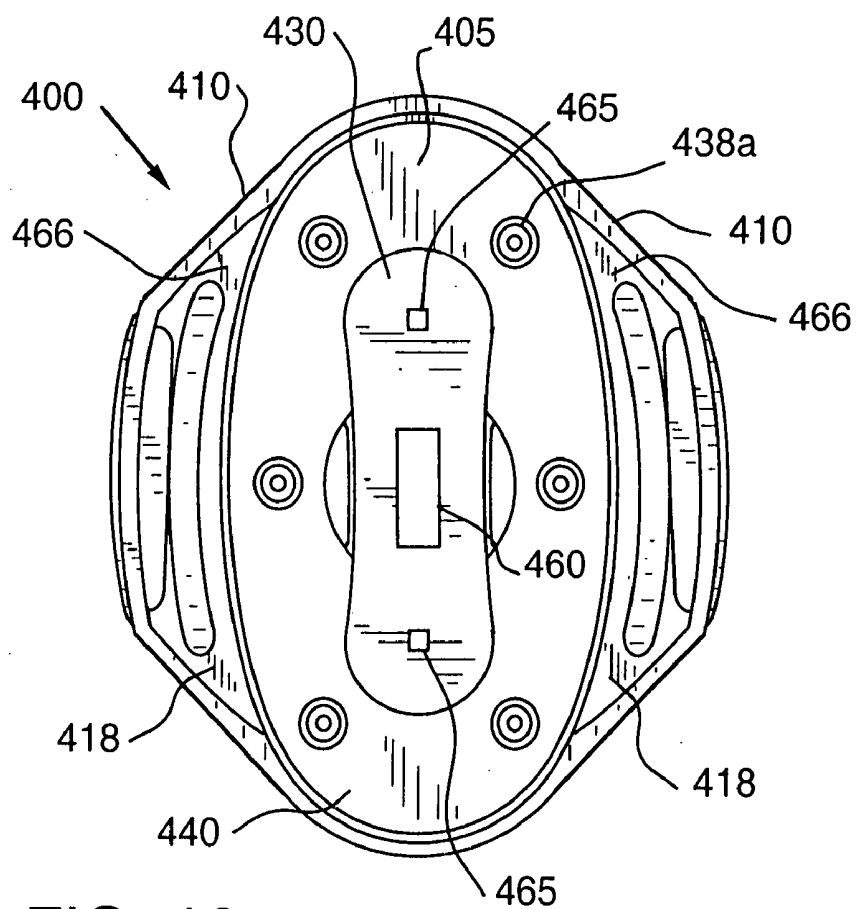
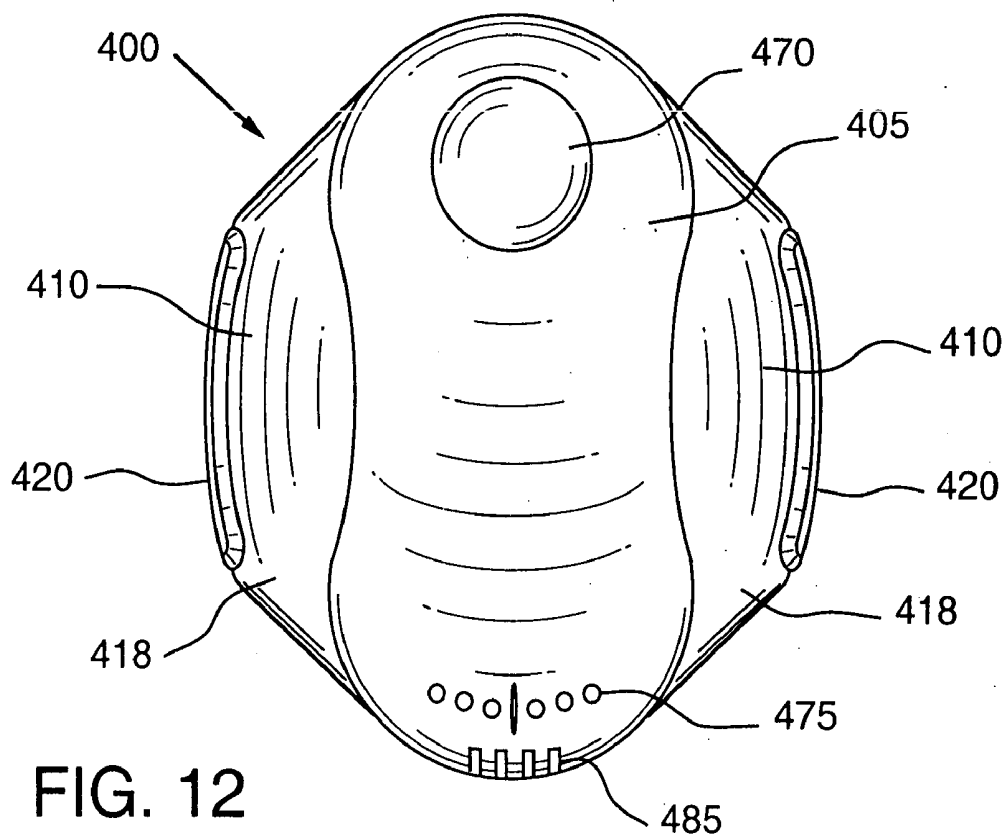


FIG. 11



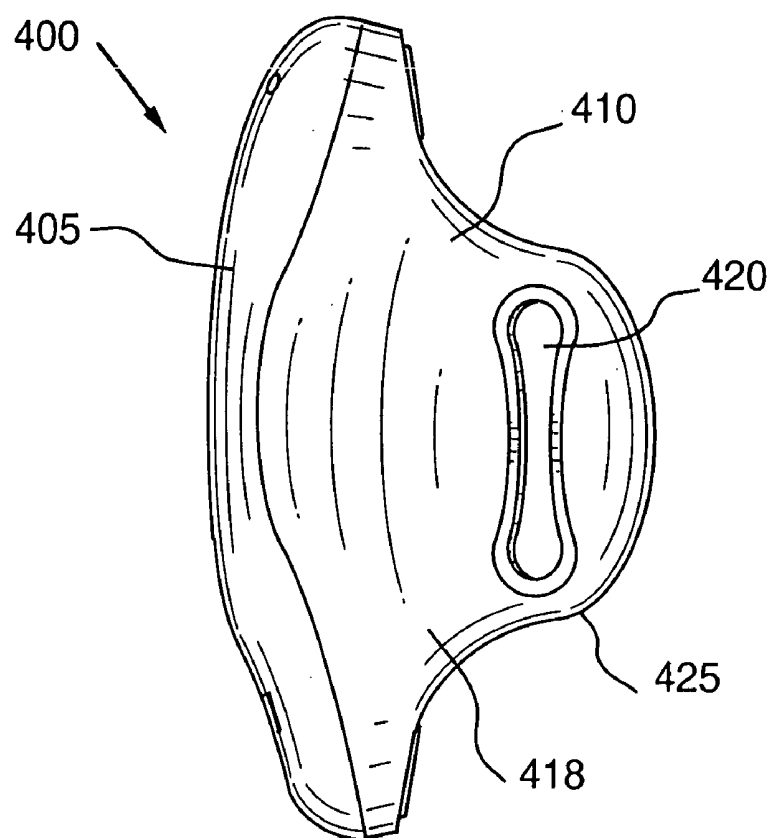


FIG. 14

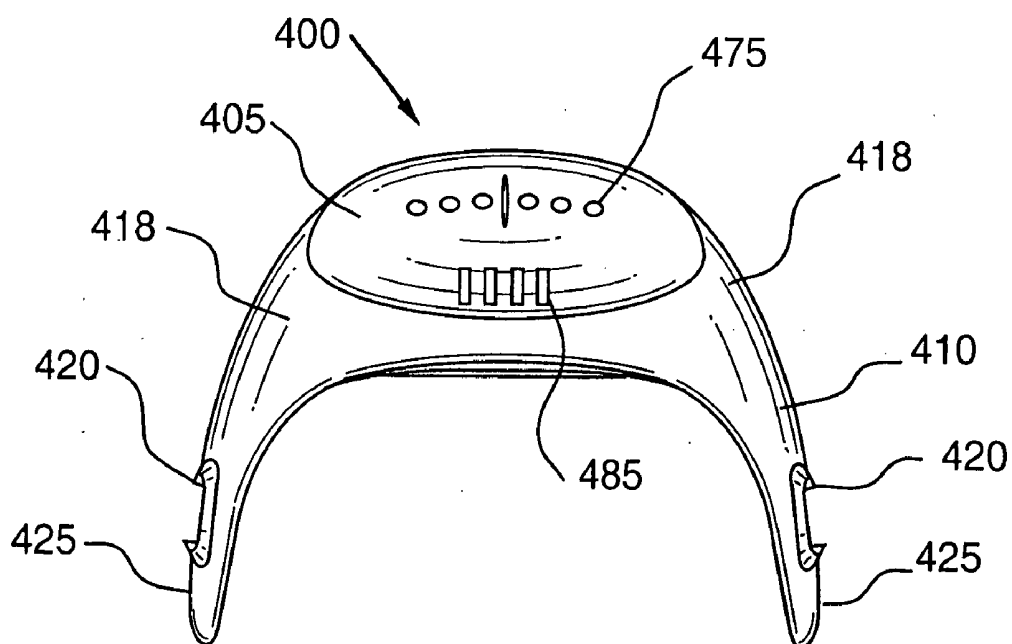


FIG. 15

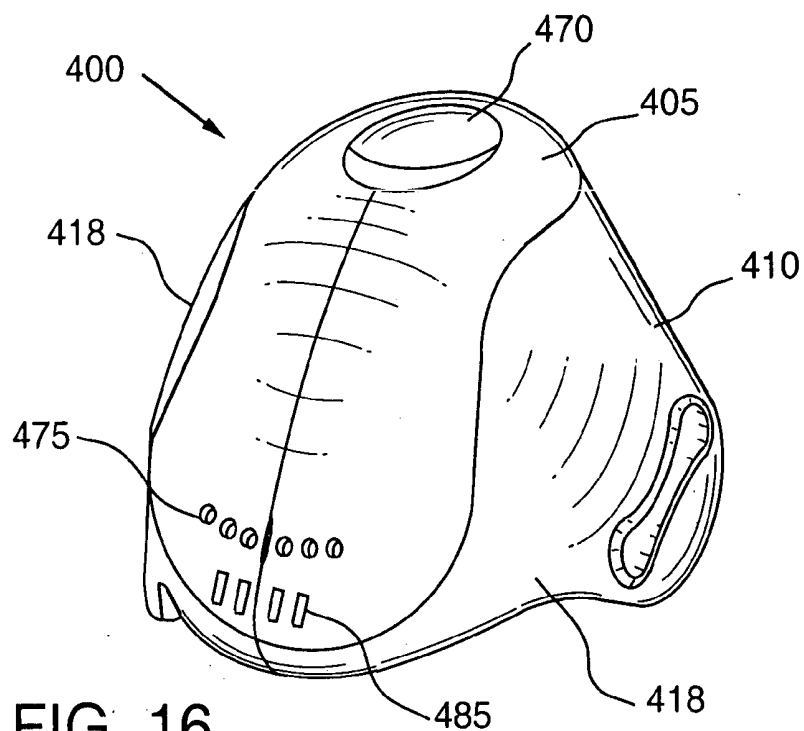


FIG. 16

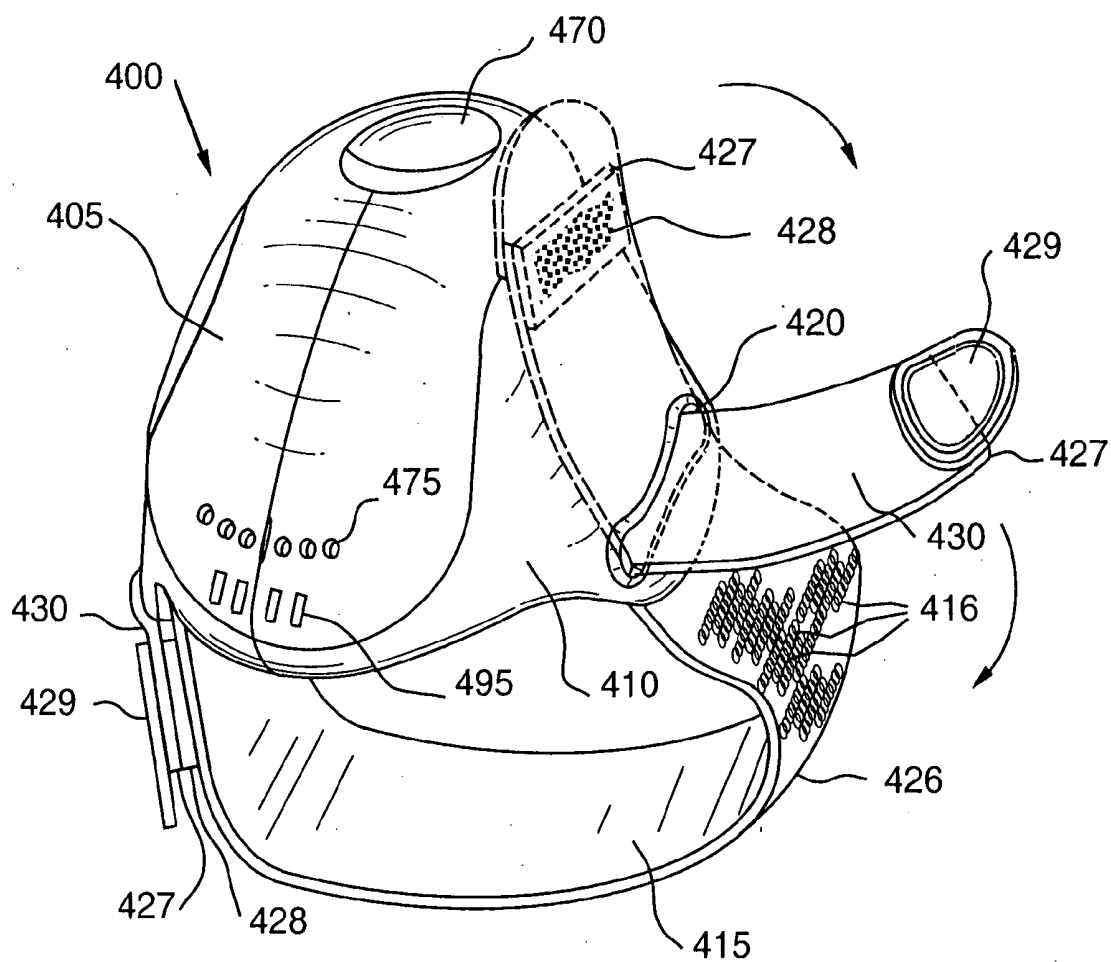


FIG. 17

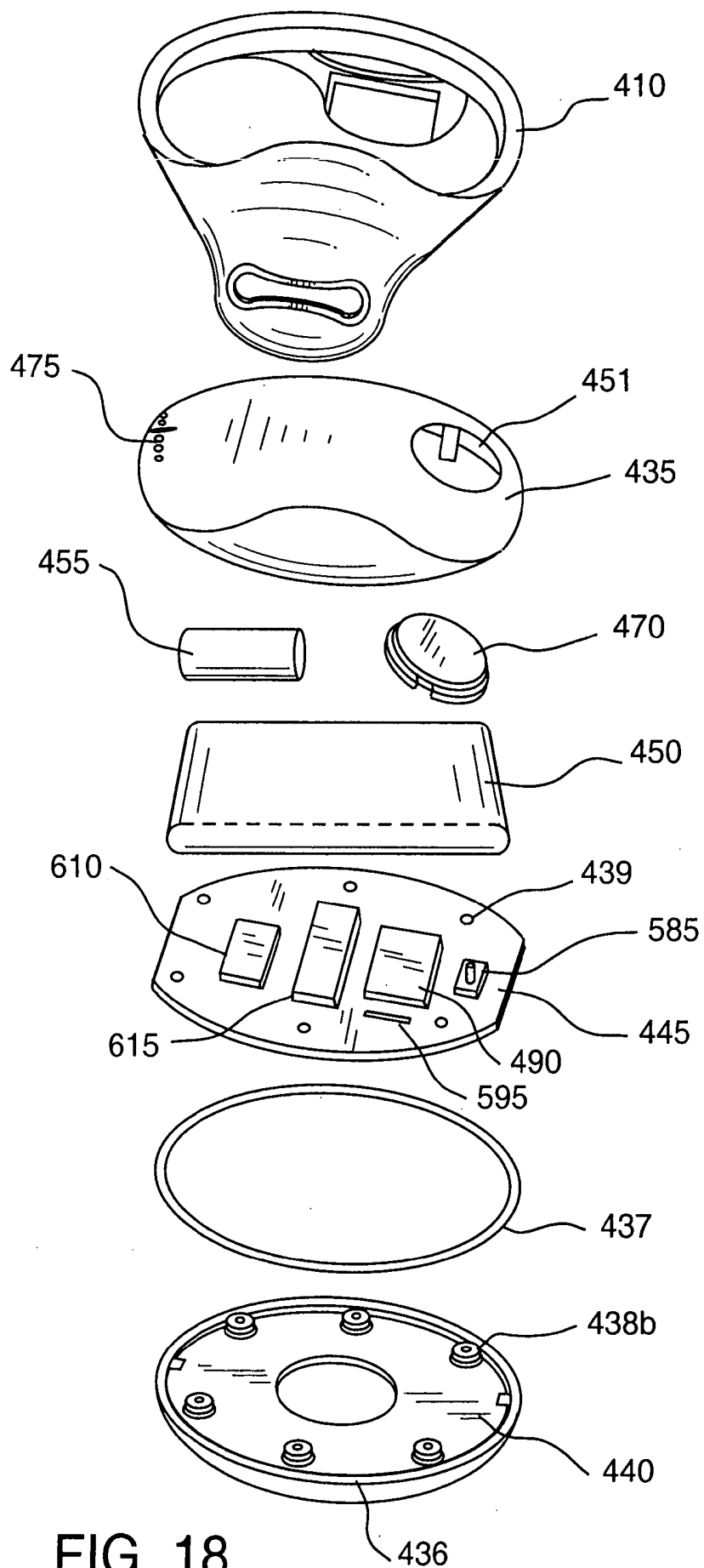


FIG. 18

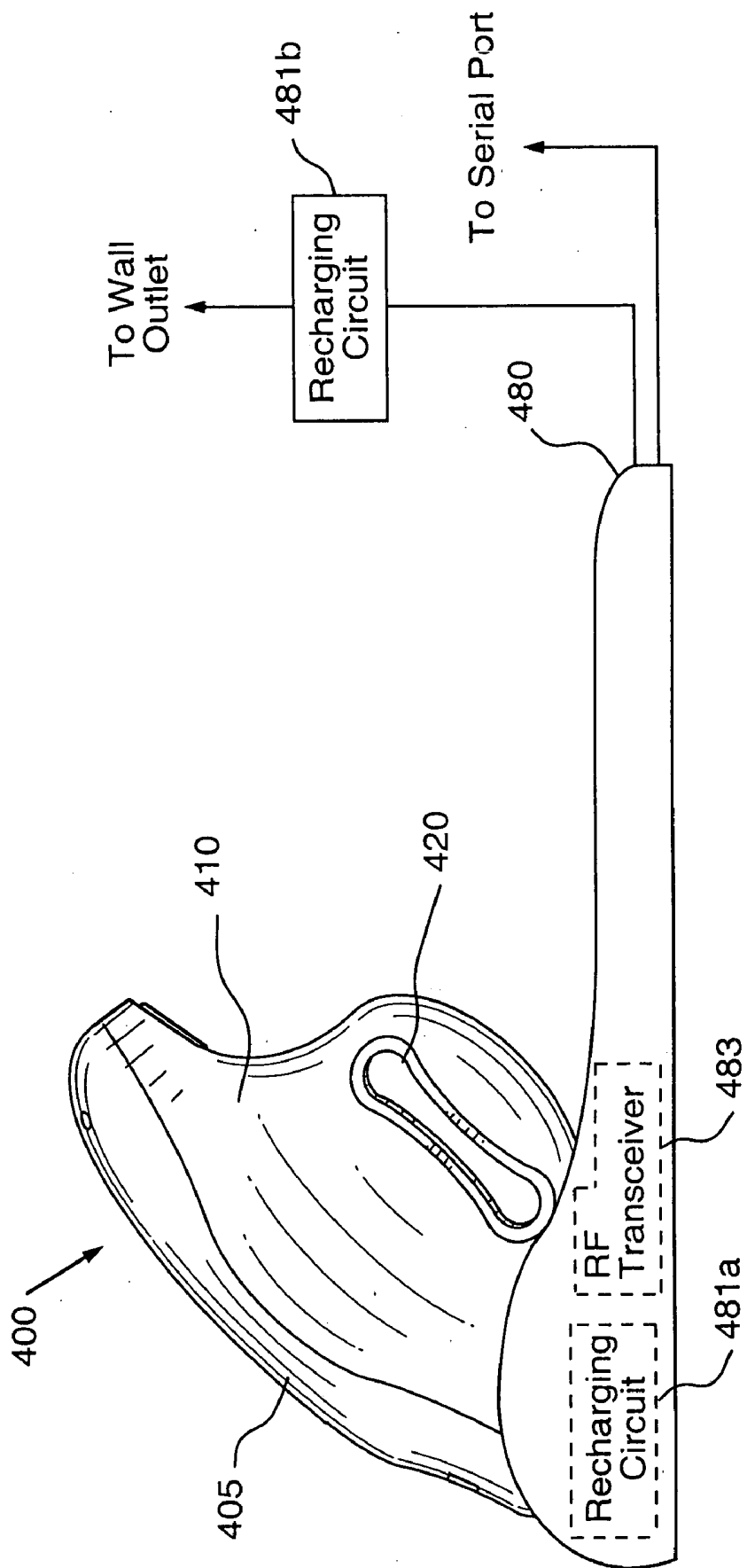


FIG. 19

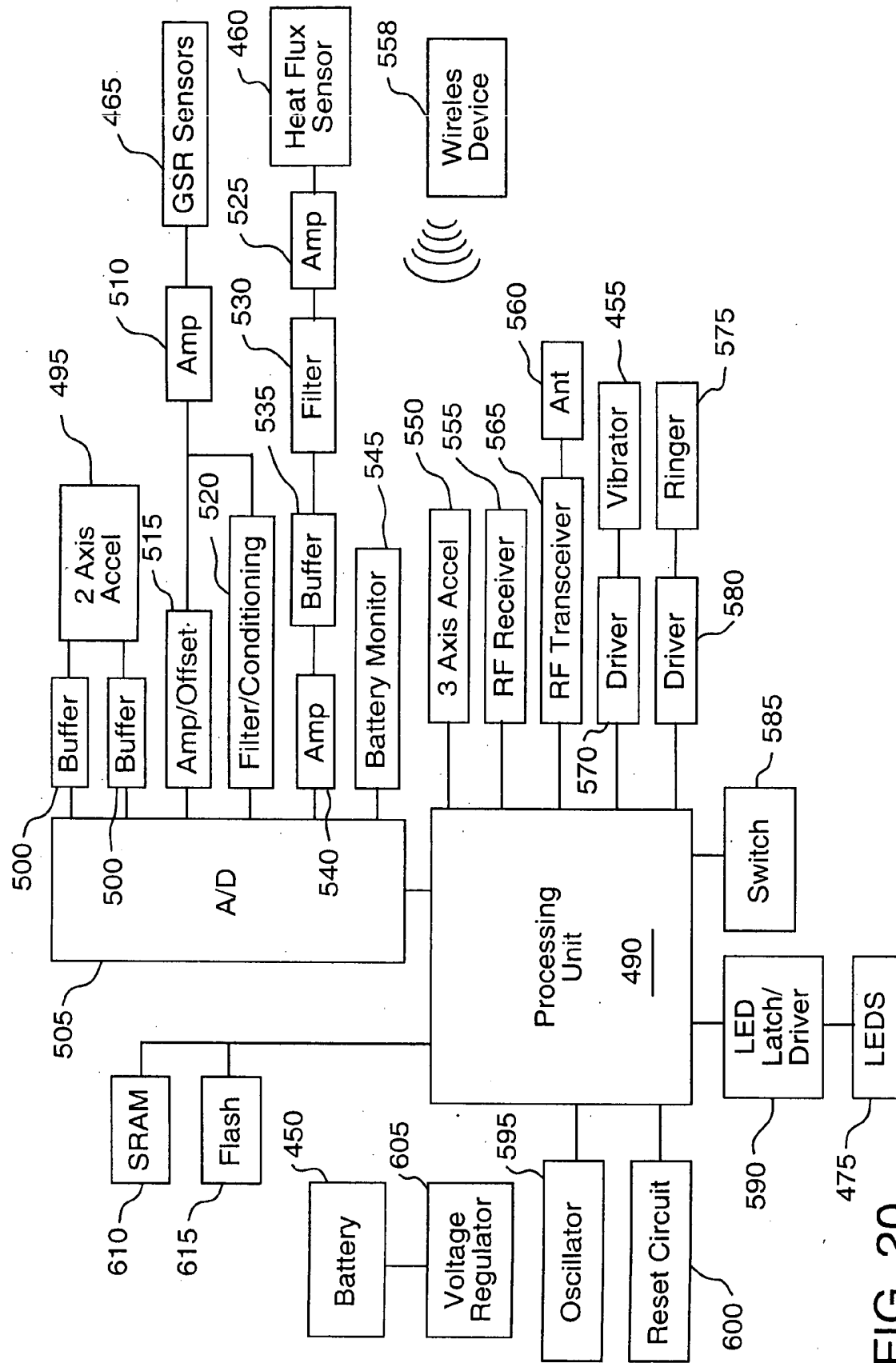


FIG. 20

SYSTEM FOR MONITORING HEALTH, WELLNESS AND FITNESS

CROSS REFERENCE TO A RELATED APPLICATIONS

[0001] This application is a continuation of co-pending U.S. application Ser. No. 09/602,537, filed Jun. 23, 2000, which is a continuation-in-part of co-pending U.S. application Ser. No. 09/595,660, filed Jun. 16, 2000.

FIELD OF THE INVENTION

[0002] The present invention relates to a system for monitoring health, wellness and fitness, and in particular, to a system for collecting, using a sensor device, and storing at a remote site data relating to an individual's physiological state, lifestyle, and various contextual parameters, and making such data and analytical information based on such data available to the individual, preferably over an electronic network.

BACKGROUND OF THE INVENTION

[0003] Research has shown that a large number of the top health problems in society are either caused in whole or in part by an unhealthy lifestyle. More and more, our society requires people to lead fast-paced, achievement-oriented lifestyles that often result in poor eating habits, high stress levels, lack of exercise, poor sleep habits and the inability to find the time to center the mind and relax. Recognizing this fact, people are becoming increasingly interested in establishing a healthier lifestyle.

[0004] Traditional medicine, embodied in the form of an HMO or similar organizations, does not have the time, the training, or the reimbursement mechanism to address the needs of those individuals interested in a healthier lifestyle. There have been several attempts to meet the needs of these individuals, including a perfusion of fitness programs and exercise equipment, dietary plans, self-help books, alternative therapies, and most recently, a plethora of health information web sites on the Internet. Each of these attempts are targeted to empower the individual to take charge and get healthy. Each of these attempts, however, addresses only part of the needs of individuals seeking a healthier lifestyle and ignores many of the real barriers that most individuals face when trying to adopt a healthier lifestyle. These barriers include the fact that the individual is often left to himself or herself to find motivation, to implement a plan for achieving a healthier lifestyle, to monitor progress, and to brainstorm solutions when problems arise; the fact that existing programs are directed to only certain aspects of a healthier lifestyle, and rarely come as a complete package; and the fact that recommendations are often not targeted to the unique characteristics of the individual or his life circumstances.

SUMMARY OF THE INVENTION

[0005] An apparatus for monitoring human status parameters is disclosed which includes at least two sensors adapted to be worn on an individual's body. At least one of the sensors is a physiological sensor selected from the group consisting of respiration sensors, temperature sensors, heat flux sensors, body conductance sensors, body resistance sensors, body potential sensors, brain activity sensors, blood

pressure sensors, body impedance sensors, body motion sensors, oxygen consumption sensors, body chemistry sensors, body position sensors, body pressure sensors, light absorption sensors, body sound sensors, piezoelectric sensors, electrochemical sensors, strain gauges, and optical sensors. The sensors are adapted to generate data indicative of at least a first parameter of the individual and a second parameter of the individual, wherein the first parameter is a physiological parameter. The apparatus also includes a processor that receives at least a portion of the data indicative of the first parameter and the second parameter. The processor is adapted to generate derived data from at least a portion of the data indicative of a first parameter and a second parameter, wherein the derived data comprises a third parameter of the individual. The third parameter is an individual status parameter that cannot be directly detected by either of the at least two sensors.

[0006] In an alternate embodiment, an apparatus for monitoring human status parameters is disclosed that includes at least two sensors adapted to be worn on an individual's body selected from the group consisting of physiological sensors and contextual sensors, wherein at least one of the sensors is a physiological sensor. The sensors are adapted to generate data indicative of at least a first parameter of the individual and a second parameter of the individual, wherein the first parameter is physiological. The apparatus also includes a processor for receiving at least a portion of the data indicative of at least a first parameter and a second parameter, the processor being adapted to generate derived data from the data indicative of at least a first parameter and a second parameter. The derived data comprises a third parameter of the individual selected from the group consisting of ovulation state, sleep state, calories burned, basal metabolic rate, basal temperature, physical activity level, stress level, relaxation level, oxygen consumption rate, rise time, time in zone, recovery time, and nutrition activity. The third parameter is an individual status parameter that cannot be directly detected by any of the at least two sensors.

[0007] In either embodiment of the apparatus, the at least two sensors may be both physiological sensors, or may be one physiological sensor and one contextual sensor. The apparatus may further include a housing adapted to be worn on the individual's body, wherein the housing supports the sensors or wherein at least one of the sensors is separately located from the housing. The apparatus may further include a flexible body supporting the housing having first and second members that are adapted to wrap around a portion of the individual's body. The flexible body may support one or more of the sensors. The apparatus may further include wrapping means coupled to the housing for maintaining contact between the housing and the individual's body, and the wrapping means may support one or more of the sensors.

[0008] Either embodiment of the apparatus may further include a central monitoring unit remote from the at least two sensors that includes a data storage device. The data storage device receives the derived data from the processor and retrievably stores the derived data therein. The apparatus also includes means for transmitting information based on the derived data from the central monitoring unit to a recipient, which recipient may include the individual or a third party authorized by the individual. The processor may

be supported by a housing adapted to be worn on the individual's body, or alternatively may be part of the central monitoring unit.

[0009] The apparatus may be further adapted to obtain life activities data of the individual, wherein the information transmitted from the central monitoring unit is also based on the life activities data. The central monitoring unit may also be adapted to generate and provide feedback relating to the degree to which the individual has followed a suggested routine. The feedback may be generated from at least a portion of at least one of the data indicative of at least a first parameter and a second parameter, the derived data and the life activities data. The central monitoring unit may also be adapted to generate and provide feedback to a recipient relating to management of an aspect of at least one of the individual's health and lifestyle. This feedback may be generated from at least one of the data indicative of a first parameter, the data indicative of a second parameter and the derived data. The feedback may include suggestions for modifying the individual's behavior.

BRIEF DESCRIPTION OF THE DRAWINGS

[0010] Further features and advantages of the present invention will be apparent upon consideration of the following detailed description of the present invention, taken in conjunction with the following drawings, in which like reference characters refer to like parts, and in which:

[0011] **FIG. 1** is a diagram of an embodiment of a system for monitoring physiological data and lifestyle over an electronic network according to the present invention;

[0012] **FIG. 2** is a block diagram of an embodiment of the sensor device shown in **FIG. 1**;

[0013] **FIG. 3** is a block diagram of an embodiment of the central monitoring unit shown in **FIG. 1**;

[0014] **FIG. 4** is a block diagram of an alternate embodiment of the central monitoring unit shown in **FIG. 1**;

[0015] **FIG. 5** is a representation of a preferred embodiment of the Health Manager web page according to an aspect of the present invention;

[0016] **FIG. 6** is a representation of a preferred embodiment of the nutrition web page according to an aspect of the present invention;

[0017] **FIG. 7** is a representation of a preferred embodiment of the activity level web page according to an aspect of the present invention;

[0018] **FIG. 8** is a representation of a preferred embodiment of the mind centering web page according to an aspect of the present invention;

[0019] **FIG. 9** is a representation of a preferred embodiment of the sleep web page according to an aspect of the present invention;

[0020] **FIG. 10** is a representation of a preferred embodiment of the daily activities web page according to an aspect of the present invention;

[0021] **FIG. 11** is a representation of a preferred embodiment of the Health Index web page according to an aspect of the present invention;

[0022] **FIG. 12** is a front view of a specific embodiment of the sensor device shown in **FIG. 1**;

[0023] **FIG. 13** is a back view of a specific embodiment of the sensor device shown in **FIG. 1**;

[0024] **FIG. 14** is a side view of a specific embodiment of the sensor device shown in **FIG. 1**;

[0025] **FIG. 15** is a bottom view of a specific embodiment of the sensor device shown in **FIG. 1**;

[0026] **FIGS. 16 and 17** are front perspective views of a specific embodiment of the sensor device shown in **FIG. 1**;

[0027] **FIG. 18** is an exploded side perspective view of a specific embodiment of the sensor device shown in **FIG. 1**;

[0028] **FIG. 19** is a side view of the sensor device shown in **FIGS. 12 through 18** inserted into a battery recharger unit; and

[0029] **FIG. 20** is a block diagram illustrating all of the components either mounted on or coupled to the printed circuit board forming a part of the sensor device shown in **FIGS. 12 through 18**.

DESCRIPTION OF THE PREFERRED EMBODIMENTS

[0030] In general, according to the present invention, data relating to the physiological state, the lifestyle and certain contextual parameters of an individual is collected and transmitted, either subsequently or in real-time, to a site, preferably remote from the individual, where it is stored for later manipulation and presentation to a recipient, preferably over an electronic network such as the Internet. Contextual parameters as used herein means parameters relating to the environment, surroundings and location of the individual, including, but not limited to, air quality, sound quality, ambient temperature, global positioning and the like. Referring to **FIG. 1**, located at user location **5** is sensor device **10** adapted to be placed in proximity with at least a portion of the human body. Sensor device **10** is preferably worn by an individual user on his or her body, for example as part of a garment such as a form fitting shirt, or as part of an arm band or the like. Sensor device **10**, includes one or more sensors, which are adapted to generate signals in response to physiological characteristics of an individual, and a microprocessor. Proximity as used herein means that the sensors of sensor device **10** are separated from the individual's body by a material or the like, or a distance such that the capabilities of the sensors are not impeded.

[0031] Sensor device **10** generates data indicative of various physiological parameters of an individual, such as the individual's heart rate, pulse rate, beat-to-beat heart variability, EKG or ECG, respiration rate, skin temperature, core body temperature, heat flow off the body, galvanic skin response or GSR, EMG, EEG, EOG, blood pressure, body fat, hydration level, activity level, oxygen consumption, glucose or blood sugar level, body position, pressure on muscles or bones, and UV radiation exposure and absorption. In certain cases, the data indicative of the various physiological parameters is the signal or signals themselves generated by the one or more sensors and in certain other cases the data is calculated by the microprocessor based on the signal or signals generated by the one or more sensors. Methods for generating data indicative of various physi-

ological parameters and sensors to be used therefor are well known. Table 1 provides several examples of such well known methods and shows the parameter in question, the method used, the sensor device used, and the signal that is generated. Table 1 also provides an indication as to whether further processing based on the generated signal is required to generate the data.

indicative of one or more physiological parameters. The microprocessor of sensor device **10** is programmed to derive such information using known methods based on the data indicative of one or more physiological parameters. Table 2 provides examples of the type of information that can be derived, and indicates some of the types of data that can be used therefor.

TABLE 1

Parameter	Method	Sensor	Signal	Further Processing
Heart Rate	EKG	2 Electrodes	DC Voltage	Yes
Pulse Rate	BVP	LED Emitter and Optical Sensor	Change in Resistance	Yes
Beat-to-Beat Variability	Heart Rate	2 Electrodes	DC Voltage	Yes
EKG	Skin Surface Potentials	3-10 Electrodes	DC Voltage	No
Respiration Rate	Chest Volume Change	Strain Gauge	Change in Resistance	Yes
Skin Temperature	Surface Temperature Probe	Thermistors	Change in Resistance	Yes
Core Temperature	Esophageal or Rectal Probe	Thermistors	Change in Resistance	Yes
Heat Flow	Heat Flux	Thermopile	DC Voltage	Yes
Galvanic Skin Response	Skin Conductance	2 Electrodes	Change in Resistance	No
EMG	Skin Surface Potentials	3 Electrodes	DC Voltage	No
EEG	Skin Surface Potentials	Multiple Electrodes	DC Voltage	Yes
EOG	Eye Movement	Thin Film Piezoelectric Sensors	DC Voltage	Yes
Blood Pressure	Non-Invasive Korotkuff Sounds	Electronic Sphygmomanometer	Change in Resistance	Yes
Body Fat	Body Impedance	2 Active Electrodes	Change in Impedance	Yes
Activity in Interpreted G Shocks per Minute	Body Movement	Accelerometer	DC Voltage, Capacitance Changes	Yes
Oxygen Consumption	Oxygen Uptake	Electro-chemical	DC Voltage Change	Yes
Glucose Level	Non-Invasive	Electro-chemical	DC Voltage Change	Yes
Body Position (e.g., supine, erect, sitting)	N/A	Mercury Switch Array	DC Voltage Change	Yes
Muscle Pressure	N/A	Thin Film Piezoelectric Sensors	DC Voltage Change	Yes
UV Radiation Absorption	N/A	UV Sensitive Photo Cells	DC Voltage Change	Yes

[0032] The types of data listed in Table 1 are intended to be examples of the types of data that can be generated by sensor device **10**. It is to be understood that other types of data relating to other parameters can be generated by sensor device **10** without departing from the scope of the present invention.

[0033] The microprocessor of sensor device **10** may be programmed to summarize and analyze the data. For example, the microprocessor can be programmed to calculate an average, minimum or maximum heart rate or respiration rate over a defined period of time, such as ten minutes. Sensor device **10** may be able to derive information relating to an individual's physiological state based on the data

Derived Information	Data Used
Ovulation	Skin temperature, core temperature, oxygen consumption
Sleep onset/wake	Beat-to-beat variability, heart rate, pulse rate, respiration rate, skin temperature, core temperature, heat flow, galvanic skin response, EMG, EEG, EGG, blood pressure, oxygen consumption
Calories burned	Heart rate, pulse rate, respiration rate, heat flow, activity, oxygen consumption
Basal metabolic rate	Heart rate, pulse rate, respiration rate, heat flow, activity, oxygen consumption

-continued

Derived Information	Data Used
Basal temperature	Skin temperature, core temperature
Activity level	Heart rate, pulse rate, respiration rate, heat flow, activity, oxygen consumption
Stress level	EKG, beat-to-beat variability, heart rate, pulse rate, respiration rate, skin temperature, heat flow, galvanic skin response, EMG, EEG, blood pressure, activity, oxygen consumption
Relaxation level	EKG, beat-to-beat variability, heart rate, pulse rate, respiration rate, skin temperature, heat flow, galvanic skin response, EMG, EEG, blood pressure, activity, oxygen consumption
Maximum oxygen consumption rate	EKG, heart rate, pulse rate, respiration rate, heat flow, blood pressure, activity, oxygen consumption
Rise time or the time it takes to rise from a resting rate to 85% of a target maximum	Heart rate, pulse rate, heat flow, oxygen consumption
Time in zone or the time heart rate was above 85% of a target maximum	Heart rate, pulse rate, heat flow, oxygen consumption
Recovery time or the time it takes heart rate to return to a resting rate after heart rate was above 85% of a target maximum	Heart rate, pulse rate, heat flow, oxygen consumption

[0034] Additionally, sensor device 10 may also generate data indicative of various contextual parameters relating to the environment surrounding the individual. For example, sensor device 10 can generate data indicative of the air quality, sound level/quality, light quality or ambient temperature near the individual, or even the global positioning of the individual. Sensor device 10 may include one or more sensors for generating signals in response to contextual characteristics relating to the environment surrounding the individual, the signals ultimately being used to generate the type of data described above. Such sensors are well known, as are methods for generating contextual parametric data such as air quality, sound level/quality, ambient temperature and global positioning.

[0035] FIG. 2 is a block diagram of an embodiment of sensor device 10. Sensor device 10 includes at least one sensor 12 and microprocessor 20. Depending upon the nature of the signal generated by sensor 12, the signal can be sent through one or more of amplifier 14, conditioning circuit 16, and analog-to-digital converter 18, before being sent to microprocessor 20. For example, where sensor 12 generates an analog signal in need of amplification and filtering, that signal can be sent to amplifier 14, and then on to conditioning circuit 16, which may, for example, be a band pass filter. The amplified and conditioned analog signal can then be transferred to analog-to-digital converter 18, where it is converted to a digital signal. The digital signal is then sent to microprocessor 20. Alternatively, if sensor 12 generates a digital signal, that signal can be sent directly to microprocessor 20.

[0036] A digital signal or signals representing certain physiological and/or contextual characteristics of the individual user may be used by microprocessor 20 to calculate or generate data indicative of physiological and/or contextual parameters of the individual user. Microprocessor 20 is programmed to derive information relating to at least one

aspect of the individual's physiological state. It should be understood that microprocessor 20 may also comprise other forms of processors or processing devices, such as a microcontroller, or any other device that can be programmed to perform the functionality described herein.

[0037] The data indicative of physiological and/or contextual parameters can, according to one embodiment of the present invention, be sent to memory 22, such as flash memory, where it is stored until uploaded in the manner to be described below. Although memory 22 is shown in FIG. 2 as a discrete element, it will be appreciated that it may also be part of microprocessor 20. Sensor device 10 also includes input/output circuitry 24, which is adapted to output and receive as input certain data signals in the manners to be described herein. Thus, memory 22 of the sensor device 10 will build up, over time, a store of data relating to the individual user's body and/or environment. That data is periodically uploaded from sensor device 10 and sent to remote central monitoring unit 30, as shown in FIG. 1, where it is stored in a database for subsequent processing and presentation to the user, preferably through a local or global electronic network such as the Internet. This uploading of data can be an automatic process that is initiated by sensor device 10 periodically or upon the happening of an event such as the detection by sensor device 10 of a heart rate below a certain level, or can be initiated by the individual user or some third party authorized by the user, preferably according to some periodic schedule, such as every day at 10:00 p.m. Alternatively, rather than storing data in memory 22, sensor device 10 may continuously upload data in real time.

[0038] The uploading of data from sensor device 10 to central monitoring unit 30 for storage can be accomplished in various ways. In one embodiment, the data collected by sensor device 10 is uploaded by first transferring the data to personal computer 35 shown in FIG. 1 by means of physical connection 40, which, for example, may be a serial connection such as an RS232 or USB port. This physical connection may also be accomplished by using a cradle, not shown, that is electronically coupled to personal computer 35 into which sensor device 10 can be inserted, as is common with many commercially available personal digital assistants. The uploading of data could be initiated by then pressing a button on the cradle or could be initiated automatically upon insertion of sensor device 10. The data collected by sensor device 10 may be uploaded by first transferring the data to personal computer 35 by means of short-range wireless transmission, such as infrared or RF transmission, as indicated at 45.

[0039] Once the data is received by personal computer 35, it is optionally compressed and encrypted by any one of a variety of well known methods and then sent out over a local or global electronic network, preferably the Internet, to central monitoring unit 30. It should be noted that personal computer 35 can be replaced by any computing device that has access to and that can transmit and receive data through the electronic network, such as, for example, a personal digital assistant such as the Palm VII sold by Palm, Inc., or the Blackberry 2-way pager sold by Research in Motion, Inc.

[0040] Alternatively, the data collected by sensor device 10, after being encrypted and, optionally, compressed by

microprocessor **20**, may be transferred to wireless device **50**, such as a 2-way pager or cellular phone, for subsequent long distance wireless transmission to local telco site **55** using a wireless protocol such as e-mail or as ASCII or binary data. Local telco site **55** includes tower **60** that receives the wireless transmission from wireless device **50** and computer **65** connected to tower **60**. According to the preferred embodiment, computer **65** has access to the relevant electronic network, such as the Internet, and is used to transmit the data received in the form of the wireless transmission to the central monitoring unit **30** over the Internet. Although wireless device **50** is shown in FIG. 1 as a discrete device coupled to sensor device **10**, it or a device having the same or similar functionality may be embedded as part of sensor device **10**.

[0041] Sensor device **10** may be provided with a button to be used to time stamp events such as time to bed, wake time, and time of meals. These time stamps are stored in sensor device **10** and are uploaded to central monitoring unit **30** with the rest of the data as described above. The time stamps may include a digitally recorded voice message that, after being uploaded to central monitoring unit **30**, are translated using voice recognition technology into text or some other information format that can be used by central monitoring unit **30**.

[0042] In addition to using sensor device **10** to automatically collect physiological data relating to an individual user, a kiosk could be adapted to collect such data by, for example, weighing the individual, providing a sensing device similar to sensor device **10** on which an individual places his or her hand or another part of his or her body, or by scanning the individual's body using, for example, laser technology or an iStat blood analyzer. The kiosk would be provided with processing capability as described herein and access to the relevant electronic network, and would thus be adapted to send the collected data to the central monitoring unit **30** through the electronic network. A desktop sensing device, again similar to sensor device **10**, on which an individual places his or her hand or another part of his or her body may also be provided. For example, such a desktop sensing device could be a blood pressure monitor in which an individual places his or her arm. An individual might also wear a ring having a sensor device **10** incorporated therein. A base, not shown, could then be provided which is adapted to be coupled to the ring. The desktop sensing device or the base just described may then be coupled to a computer such as personal computer **35** by means of a physical or short range wireless connection so that the collected data could be uploaded to central monitoring unit **30** over the relative electronic network in the manner described above. A mobile device such as, for example, a personal digital assistant, might also be provided with a sensor device **10** incorporated therein. Such a sensor device **10** would be adapted to collect data when mobile device is placed in proximity with the individual's body, such as by holding the device in the palm of one's hand, and upload the collected data to central monitoring unit **30** in any of the ways described herein.

[0043] Furthermore, in addition to collecting data by automatically sensing such data in the manners described above, individuals can also manually provide data relating to various life activities that is ultimately transferred to and stored at central monitoring unit **30**. An individual user can access a web site maintained by central monitoring unit **30** and can

directly input information relating to life activities by entering text freely, by responding to questions posed by the web site, or by clicking through dialog boxes provided by the web site. Central monitoring unit **30** can also be adapted to periodically send electronic mail messages containing questions designed to elicit information relating to life activities to personal computer **35** or to some other device that can receive electronic mail, such as a personal digital assistant, a pager, or a cellular phone. The individual would then provide data relating to life activities to central monitoring unit **30** by responding to the appropriate electronic mail message with the relevant data. Central monitoring unit **30** may also be adapted to place a telephone call to an individual user in which certain questions would be posed to the individual user. The user could respond to the questions by entering information using a telephone keypad, or by voice, in which case conventional voice recognition technology would be used by central monitoring unit **30** to receive and process the response. The telephone call may also be initiated by the user, in which case the user could speak to a person directly or enter information using the keypad or by voice/voice recognition technology. Central monitoring unit **30** may also be given access to a source of information controlled by the user, for example the user's electronic calendar such as that provided with the Outlook product sold by Microsoft Corporation of Redmond, Wash., from which it could automatically collect information. The data relating to life activities may relate to the eating, sleep, exercise, mind centering or relaxation, and/or daily living habits, patterns and/or activities of the individual. Thus, sample questions may include: What did you have for lunch today? What time did you go to sleep last night? What time did you wake up this morning? How long did you run on the treadmill today?

[0044] Feedback may also be provided to a user directly through sensor device **10** in a visual form, for example through an LED or LCD or by constructing sensor device **10**, at least in part, of a thermochromatic plastic, in the form of an acoustic signal or in the form of tactile feedback such as vibration. Such feedback may be a reminder or an alert to eat a meal or take medication or a supplement such as a vitamin, to engage in an activity such as exercise or meditation, or to drink water when a state of dehydration is detected. Additionally, a reminder or alert can be issued in the event that a particular physiological parameter such as ovulation has been detected, a level of calories burned during a workout has been achieved or a high heart rate or respiration rate has been encountered.

[0045] As will be apparent to those of skill in the art, it may be possible to "download" data from central monitoring unit **30** to sensor device **10**. The flow of data in such a download process would be substantially the reverse of that described above with respect to the upload of data from sensor device **10**. Thus, it is possible that the firmware of microprocessor **20** of sensor device **10** can be updated or altered remotely, i.e., the microprocessor can be reprogrammed, by downloading new firmware to sensor device **10** from central monitoring unit **30** for such parameters as timing and sample rates of sensor device **10**. Also, the reminders/alerts provided by sensor device **10** may be set by the user using the web site maintained by central monitoring unit **30** and subsequently downloaded to the sensor device **10**.

[0046] Referring to FIG. 3, a block diagram of an embodiment of central monitoring unit 30 is shown. Central monitoring unit 30 includes CSU/DSU 70 which is connected to router 75, the main function of which is to take data requests or traffic, both incoming and outgoing, and direct such requests and traffic for processing or viewing on the web site maintained by central monitoring unit 30. Connected to router 75 is firewall 80. The main purpose of firewall 80 is to protect the remainder of central monitoring unit 30 from unauthorized or malicious intrusions. Switch 85, connected to firewall 80, is used to direct data flow between middleware servers 95a through 95c and database server 110. Load balancer 90 is provided to spread the workload of incoming requests among the identically configured middleware servers 95a through 95c. Load balancer 90, a suitable example of which is the F5 ServerIron product sold by Foundry Networks, Inc. of San Jose, Calif., analyzes the availability of each middleware server 95a through 95c, and the amount of system resources being used in each middleware server 95a through 95c, in order to spread tasks among them appropriately.

[0047] Central monitoring unit 30 includes network storage device 100, such as a storage area network or SAN, which acts as the central repository for data. In particular, network storage device 100 comprises a database that stores all data gathered for each individual user in the manners described above. An example of a suitable network storage device 100 is the Symmetrix product sold by EMC Corporation of Hopkinton, Mass. Although only one network storage device 100 is shown in FIG. 3, it will be understood that multiple network storage devices of various capacities could be used depending on the data storage needs of central monitoring unit 30. Central monitoring unit 30 also includes database server 110 which is coupled to network storage device 100. Database server 110 is made up of two main components: a large scale multiprocessor server and an enterprise type software server component such as the 8/8i component sold by Oracle Corporation of Redwood City, Calif., or the 506 7 component sold by Microsoft Corporation of Redmond, Wash. The primary functions of database server 110 are that of providing access upon request to the data stored in network storage device 100, and populating network storage device 100 with new data. Coupled to network storage device 100 is controller 115, which typically comprises a desktop personal computer, for managing the data stored in network storage device 100.

[0048] Middleware servers 95a through 95c, a suitable example of which is the 220R Dual Processor sold by Sun Microsystems, Inc. of Palo Alto, Calif., each contain software for generating and maintaining the corporate or home web page or pages of the web site maintained by central monitoring unit 30. As is known in the art, a web page refers to a block or blocks of data available on the World-Wide Web comprising a file or files written in Hypertext Markup Language or HTML, and a web site commonly refers to any computer on the Internet running a World-Wide Web server process. The corporate or home web page or pages are the opening or landing web page or pages that are accessible by all members of the general public that visit the site by using the appropriate uniform resource locator or URL. As is known in the art, URLs are the form of address used on the World-Wide Web and provide a standard way of specifying the location of an object, typically a web page, on the Internet. Middleware servers 95a through 95c also each

contain software for generating and maintaining the web pages of the web site of central monitoring unit 30 that can only be accessed by individuals that register and become members of central monitoring unit 30. The member users will be those individuals who wish to have their data stored at central monitoring unit 30. Access by such member users is controlled using passwords for security purposes. Preferred embodiments of those web pages are described in detail below and are generated using collected data that is stored in the database of network storage device 100.

[0049] Middleware servers 95a through 95c also contain software for requesting data from and writing data to network storage device 100 through database server 110. When an individual user desires to initiate a session with the central monitoring unit 30 for the purpose of entering data into the database of network storage device 100, viewing his or her data stored in the database of network storage device 100, or both, the user visits the home web page of central monitoring unit 30 using a browser program such as Internet Explorer distributed by Microsoft Corporation of Redmond, Wash., and logs in as a registered user. Load balancer 90 assigns the user to one of the middleware servers 95a through 95c, identified as the chosen middleware server. A user will preferably be assigned to a chosen middleware server for each entire session. The chosen middleware server authenticates the user using any one of many well known methods, to ensure that only the true user is permitted to access the information in the database. A member user may also grant access to his or her data to a third party such as a health care provider or a personal trainer. Each authorized third party may be given a separate password and may view the member user's data using a conventional browser. It is therefore possible for both the user and the third party to be the recipient of the data.

[0050] When the user is authenticated, the chosen middleware server requests, through database server 110, the individual user's data from network storage device 100 for a predetermined time period. The predetermined time period is preferably thirty days. The requested data, once received from network storage device 100, is temporarily stored by the chosen middleware server in cache memory. The cached data is used by the chosen middleware server as the basis for presenting information, in the form of web pages, to the user again through the user's browser. Each middleware server 95a through 95c is provided with appropriate software for generating such web pages, including software for manipulating and performing calculations utilizing the data to put the data in appropriate format for presentation to the user. Once the user ends his or her session, the data is discarded from cache. When the user initiates a new session, the process for obtaining and caching data for that user as described above is repeated. This caching system thus ideally requires that only one call to the network storage device 100 be made per session, thereby reducing the traffic that database server 110 must handle. Should a request from a user during a particular session require data that is outside of a predetermined time period of cached data already retrieved, a separate call to network storage device 100 may be performed by the chosen middleware server. The predetermined time period should be chosen, however, such that such additional calls are minimized. Cached data may also be saved in cache memory so that it can be reused when a user starts a new session, thus eliminating the need to initiate a new call to network storage device 100.

[0051] As described in connection with Table 2, the micro-processor of sensor device **10** may be programmed to derive information relating to an individual's physiological state based on the data indicative of one or more physiological parameters. Central monitoring unit **30**, and preferably middleware servers **95a** through **95c**, may also be similarly programmed to derive such information based on the data indicative of one or more physiological parameters.

[0052] It is also contemplated that a user will input additional data during a session, for example, information relating to the user's eating or sleeping habits. This additional data is preferably stored by the chosen middleware server in a cache during the duration of the user's session. When the user ends the session, this additional new data stored in a cache is transferred by the chosen middleware server to database server **110** for population in network storage device **100**. Alternatively, in addition to being stored in a cache for potential use during a session, the input data may also be immediately transferred to database server **110** for population in network storage device **100**, as part of a write-through cache system which is well known in the art.

[0053] Data collected by sensor device **10** shown in FIG. 1 is periodically uploaded to central monitoring unit **30**. Either by long distance wireless transmission or through personal computer **35**, a connection to central monitoring unit **30** is made through an electronic network, preferably the Internet. In particular, connection is made to load balancer **90** through CSU/DSU **70**, router **75**, firewall **80** and switch **85**. Load balancer **90** then chooses one of the middleware servers **95a** through **95c** to handle the upload of data, hereafter called the chosen middleware server. The chosen middleware server authenticates the user using any one of many well known methods. If authentication is successful, the data is uploaded to the chosen middleware server as described above, and is ultimately transferred to database server **110** for population in the network storage device **100**.

[0054] Referring to FIG. 4, an alternate embodiment of central monitoring unit **30** is shown. In addition to the elements shown and described with respect to FIG. 3, the embodiment of the central monitoring unit **30** shown in FIG. 4 includes a mirror network storage device **120** which is a redundant backup of network storage device **100**. Coupled to mirror network storage device **120** is controller **122**. Data from network storage device **100** is periodically copied to mirror network storage device **120** for data redundancy purposes.

[0055] Third parties such as insurance companies or research institutions may be given access, possibly for a fee, to certain of the information stored in mirror network storage device **120**. Preferably, in order to maintain the confidentiality of the individual users who supply data to central monitoring unit **30**, these third parties are not given access to such user's individual database records, but rather are only given access to the data stored in mirror network storage device **120** in aggregate form. Such third parties may be able to access the information stored in mirror network storage device **120** through the Internet using a conventional browser program. Requests from third parties may come in through CSU/DSU **70**, router **75**, firewall **80** and switch **85**. In the embodiment shown in FIG. 4, a separate load balancer **130** is provided for spreading tasks relating to the

accessing and presentation of data from mirror drive array **120** among identically configured middleware servers **135a** through **135c**. Middleware servers **135a** through **135c** each contain software for enabling the third parties to, using a browser, formulate queries for information from mirror network storage device **120** through separate database server **125**. Middleware servers **135a** through **135c** also contain software for presenting the information obtained from mirror network storage device **120** to the third parties over the Internet in the form of web pages. In addition, the third parties can choose from a series of prepared reports that have information packaged along subject matter lines, such as various demographic categories.

[0056] As will be apparent to one of skill in the art, instead of giving these third parties access to the backup data stored in mirror network storage device **120**, the third parties may be given access to the data stored in network storage device **100**. Also, instead of providing load balancer **130** and middleware servers **135a** through **135c**, the same functionality, although at a sacrificed level of performance, could be provided by load balancer **90** and middleware servers **95a** through **95c**.

[0057] When an individual user first becomes a registered user or member, that user completes a detailed survey. The purposes of the survey are to: identify unique characteristics/circumstances for each user that they might need to address in order to maximize the likelihood that they will implement and maintain a healthy lifestyle as suggested by central monitoring unit **30**; gather baseline data which will be used to set initial goals for the individual user and facilitate the calculation and display of certain graphical data output such as the Health Index pistons; identify unique user characteristics and circumstances that will help central monitoring unit **30** customize the type of content provided to the user in the Health Manager's Daily Dose; and identify unique user characteristics and circumstances that the Health Manager can guide the user to address as possible barriers to a healthy lifestyle through the problem-solving function of the Health Manager.

[0058] The specific information to be surveyed may include: key individual temperamental characteristics, including activity level, regularity of eating, sleeping, and bowel habits, initial response to situations, adaptability, persistence, threshold of responsiveness, intensity of reaction, and quality of mood; the user's level of independent functioning, i.e., self-organization and management, socialization, memory, and academic achievement skills; the user's ability to focus and sustain attention, including the user's level of arousal, cognitive tempo, ability to filter distractions, vigilance, and self-monitoring; the user's current health status including current weight, height, and blood pressure, most recent general physician visit, gynecological exam, and other applicable physician/healthcare contacts, current medications and supplements, allergies, and a review of current symptoms and/or health-related behaviors; the user's past health history, i.e., illnesses/surgeries, family history, and social stress events, such as divorce or loss of a job, that have required adjustment by the individual; the user's beliefs, values and opinions about health priorities, their ability to alter their behavior and, what might contribute to stress in their life, and how they manage it; the user's degree of self-awareness, empathy, empowerment, and self-esteem, and the user's current daily routines for eating,

sleeping, exercise, relaxation and completing activities of daily living; and the user's perception of the temperamental characteristics of two key persons in their life, for example, their spouse, a friend, a co-worker, or their boss, and whether there are clashes present in their relationships that might interfere with a healthy lifestyle or contribute to stress.

[0059] Each member user will have access, through the home web page of central monitoring unit 30, to a series of web pages customized for that user, referred to as the Health Manager. The opening Health Manager web page 150 is shown in FIG. 5. The Health Manager web pages are the main workspace area for the member user. The Health Manager web pages comprise a utility through which central monitoring unit 30 provides various types and forms of data, commonly referred to as analytical status data, to the user that is generated from the data it collects or generates, namely one or more of: the data indicative of various physiological parameters generated by sensor device 10; the data derived from the data indicative of various physiological parameters; the data indicative of various contextual parameters generated by sensor device 10; and the data input by the user. Analytical status data is characterized by the application of certain utilities or algorithms to convert one or more of the data indicative of various physiological parameters generated by sensor device 10, the data derived from the data indicative of various physiological parameters, the data indicative of various contextual parameters generated by sensor device 10, and the data input by the user into calculated health, wellness and lifestyle indicators. For example, based on data input by the user relating to the foods he or she has eaten, things such as calories and amounts of proteins, fats, carbohydrates, and certain vitamins can be calculated. As another example, skin temperature, heart rate, respiration rate, heat flow and/or GSR can be used to provide an indicator to the user of his or her stress level over a desired time period. As still another example, skin temperature, heat flow, beat-to-beat heart variability, heart rate, pulse rate, respiration rate, core temperature, galvanic skin response, EMG, EEG, EOG, blood pressure, oxygen consumption, ambient sound and body movement or motion as detected by a device such as an accelerometer can be used to provide indicators to the user of his or her sleep patterns over a desired time period.

[0060] Located on the opening Health Manager web page 150 is Health Index 155. Health Index 155 is a graphical utility used to measure and provide feedback to member users regarding their performance and the degree to which they have succeeded in reaching a healthy daily routine suggested by central monitoring unit 30. Health Index 155 thus provides an indication for the member user to track his or her progress. Health Index 155 includes six categories relating to the user's health and lifestyle: Nutrition, Activity Level, Mind Centering, Sleep, Daily Activities and How You Feel. The Nutrition category relates to what, when and how much a person eats and drinks. The Activity Level category relates to how much a person moves around. The Mind Centering category relates to the quality and quantity of time a person spends engaging in some activity that allows the body to achieve a state of profound relaxation while the mind becomes highly alert and focused. The Sleep category relates to the quality and quantity of a person's sleep. The Daily Activities category relates to the daily responsibilities and health risks people encounter. Finally, the How You Feel category relates to the general perception that a person has

about how they feel on a particular day. Each category has an associated level indicator or piston that indicates, preferably on a scale ranging from poor to excellent, how the user is performing with respect to that category.

[0061] When each member user completes the initial survey described above, a profile is generated that provides the user with a summary of his or her relevant characteristics and life circumstances. A plan and/or set of goals is provided in the form of a suggested healthy daily routine. The suggested healthy daily routine may include any combination of specific suggestions for incorporating proper nutrition, exercise, mind centering, sleep, and selected activities of daily living in the user's life. Prototype schedules may be offered as guides for how these suggested activities can be incorporated into the user's life. The user may periodically retake the survey, and based on the results, the items discussed above will be adjusted accordingly.

[0062] The Nutrition category is calculated from both data input by the user and sensed by sensor device 10. The data input by the user comprises the time and duration of breakfast, lunch, dinner and any snacks, and the foods eaten, the supplements such as vitamins that are taken, and the water and other liquids consumed during a relevant, pre-selected time period. Based upon this data and on stored data relating to known properties of various foods, central monitoring unit 30 calculates well known nutritional food values such as calories and amounts of proteins, fats, carbohydrates, vitamins, etc., consumed.

[0063] The Nutrition Health Index piston level is preferably determined with respect to the following suggested healthy daily routine: eat at least three meals; eat a varied diet consisting of 6-11 servings of bread, pasta, cereal, and rice, 2-4 servings fruit, 3-5 servings of vegetables, 2-3 servings of fish, meat, poultry, dry beans, eggs, and nuts, and 2-3 servings of milk, yogurt and cheese; and drink 8 or more 8 ounce glasses of water. This routine may be adjusted based on information about the user, such as sex, age, height and/or weight. Certain nutritional targets may also be set by the user or for the user, relating to daily calories, protein, fiber, fat, carbohydrates, and/or water consumption and percentages of total consumption. Parameters utilized in the calculation of the relevant piston level include the number of meals per day, the number of glasses of water, and the types and amounts of food eaten each day as input by the user.

[0064] Nutritional information is presented to the user through nutrition web page 160 as shown in FIG. 6. The preferred nutritional web page 160 includes nutritional fact charts 165 and 170 which illustrate actual and target nutritional facts, respectively as pie charts, and nutritional intake charts 175 and 180 which show total actual nutritional intake and target nutritional intake, respectively as pie charts. Nutritional fact charts 165 and 170 preferably show a percentage breakdown of items such as carbohydrates, protein and fat, and nutritional intake charts 175 and 180 are preferably broken down to show components such as total and target calories, fat, carbohydrates, protein, and vitamins. Web page 160 also includes meal and water consumption tracking 185 with time entries, hyperlinks 190 which allow the user to directly access nutrition-related news items and articles, suggestions for refining or improving daily routine with respect to nutrition and affiliate advertising elsewhere on the network, and calendar 195 for choosing between

views having variable and selectable time periods. The items shown at **190** may be selected and customized based on information learned about the individual in the survey and on their performance as measured by the Health Index.

[**0065**] The Activity Level category of Health Index **155** is designed to help users monitor how and when they move around during the day and utilizes both data input by the user and data sensed by sensor device **10**. The data input by the user may include details regarding the user's daily activities, for example the fact that the user worked at a desk from 8 a.m. to 5 p.m. and then took an aerobics class from 6 p.m. to 7 p.m. Relevant data sensed by sensor device **10** may include heart rate, movement as sensed by a device such as an accelerometer, heat flow, respiration rate, calories burned, GSR and hydration level, which may be derived by sensor device **60** or central monitoring unit **30**. Calories burned may be calculated in a variety of manners, including: the multiplication of the type of exercise input by the user by the duration of exercise input by the user; sensed motion multiplied by time of motion multiplied by a filter or constant; or sensed heat flux multiplied by time multiplied by a filter or constant.

[**0066**] The Activity Level Health Index piston level is preferably determined with respect to a suggested healthy daily routine that includes: exercising aerobically for a pre-set time period, preferably 20 minutes, or engaging in a vigorous lifestyle activity for a pre-set time period, preferably one hour, and burning at least a minimum target number of calories, preferably 205 calories, through the aerobic exercise and/or lifestyle activity. The minimum target number of calories may be set according to information about the user, such as sex, age, height and/or weight. Parameters utilized in the calculation of the relevant piston level include the amount of time spent exercising aerobically or engaging in a vigorous lifestyle activity as input by the user and/or sensed by sensor device **10**, and the number of calories burned above pre-calculated energy expenditure parameters.

[**0067**] Information regarding the individual user's movement is presented to the user through activity level web page **200** shown in **FIG. 7**, which may include activity graph **205** in the form of a bar graph, for monitoring the individual user's activities in one of three categories: high, medium and low intensity with respect to a pre-selected unit of time. Activity percentage chart **210**, in the form of a pie chart, may also be provided for showing the percentage of a pre-selected time period, such as one day, that the user spent in each category. Activity level web page **200** may also include calorie section **215** for displaying items such as total calories burned, daily target calories burned, total caloric intake, and duration of aerobic activity. Finally, activity level web page **200** may include at least one hyperlink **220** to allow a user to directly access relevant news items and articles, suggestions for refining or improving daily routine with respect to activity level and affiliate advertising elsewhere on the network. Activity level web page **200** may be viewed in a variety of formats, and may include user-selectable graphs and charts such as a bar graph, pie chart, or both, as selectable by Activity level check boxes **225**. Activity level calendar **230** is provided for selecting among views having variable and selectable time periods. The items shown at **220** may be selected and customized based on information learned about the individual in the survey and on their performance as measured by the Health Index.

[**0068**] The Mind Centering category of Health Index **155** is designed to help users monitor the parameters relating to time spent engaging in certain activities which allow the body to achieve a state of profound relaxation while the mind becomes focused, and is based upon both data input by the user and data sensed by the sensor device **10**. In particular, a user may input the beginning and end times of relaxation activities such as yoga or meditation. The quality of those activities as determined by the depth of a mind centering event can be measured by monitoring parameters including skin temperature, heart rate, respiration rate, and heat flow as sensed by sensor device **10**. Percent change in GSR as derived either by sensor device **10** or central monitoring unit **30** may also be utilized.

[**0069**] The Mind Centering Health Index piston level is preferably calculated with respect to a suggested healthy daily routine that includes participating each day in an activity that allows the body to achieve profound relaxation while the mind stays highly focused for at least fifteen minutes. Parameters utilized in the calculation of the relevant piston level include the amount of time spent in a mind centering activity, and the percent change in skin temperature, heart rate, respiration rate, heat flow or GSR as sensed by sensor device **10** compared to a baseline which is an indication of the depth or quality of the mind centering activity.

[**0070**] Information regarding the time spent on self-reflection and relaxation is presented to the user through mind centering web page **250** shown in **FIG. 8**. For each mind centering activity, referred to as a session, the preferred mind centering web page **250** includes the time spent during the session, shown at **255**, the target time, shown at **260**, comparison section **265** showing target and actual depth of mind centering, or focus, and a histogram **270** that shows the overall level of stress derived from such things as skin temperature, heart rate, respiration rate, heat flow and/or GSR. In comparison section **265**, the human figure outline showing target focus is solid, and the human figure outline showing actual focus ranges from fuzzy to solid depending on the level of focus. The preferred mind centering web page may also include an indication of the total time spent on mind centering activities, shown at **275**, hyperlinks **280** which allow the user to directly access relevant news items and articles, suggestions for refining or improving daily routine with respect to mind centering and affiliate advertising, and a calendar **285** for choosing among views having variable and selectable time periods. The items shown at **280** may be selected and customized based on information learned about the individual in the survey and on their performance as measured by the Health Index.

[**0071**] The Sleep category of Health Index **155** is designed to help users monitor their sleep patterns and the quality of their sleep. It is intended to help users learn about the importance of sleep in their healthy lifestyle and the relationship of sleep to circadian rhythms, being the normal daily variations in body functions. The Sleep category is based upon both data input by the user and data sensed by sensor device **10**. The data input by the user for each relevant time interval includes the times the user went to sleep and woke up and a rating of the quality of sleep. As noted in Table 2, the data from sensor device **10** that is relevant includes skin temperature, heat flow, beat-to-beat heart variability, heart rate, pulse rate, respiration rate, core tem-

perature, galvanic skin response, EMG, EEG, EOG, blood pressure, and oxygen consumption. Also relevant is ambient sound and body movement or motion as detected by a device such as an accelerometer. This data can then be used to calculate or derive sleep onset and wake time, sleep interruptions, and the quality and depth of sleep.

[0072] The Sleep Health Index piston level is determined with respect to a healthy daily routine including getting a minimum amount, preferably eight hours, of sleep each night and having a predictable bed time and wake time. The specific parameters which determine the piston level calculation include the number of hours of sleep per night and the bed time and wake time as sensed by sensor device 10 or as input by the user, and the quality of the sleep as rated by the user or derived from other data.

[0073] Information regarding sleep is presented to the user through sleep web page 290 shown in FIG. 9. Sleep web page 290 includes a sleep duration indicator 295, based on either data from sensor device 10 or on data input by the user, together with user sleep time indicator 300 and wake time indicator 305. A quality of sleep rating 310 input by the user may also be utilized and displayed. If more than a one day time interval is being displayed on sleep web page 290, then sleep duration indicator 295 is calculated and displayed as a cumulative value, and sleep time indicator 300, wake time indicator 305 and quality of sleep rating 310 are calculated and illustrated as averages. Sleep web page 290 also includes a user-selectable sleep graph 315 which calculates and displays one sleep related parameter over a pre-selected time interval. For illustrative purposes, FIG. 9 shows heat flow over a one-day period, which tends to be lower during sleeping hours and higher during waking hours. From this information, a person's bio-rhythms can be derived. Sleep graph 315 may also include a graphical representation of data from an accelerometer incorporated in sensor device 10 which monitors the movement of the body. The sleep web page 290 may also include hyperlinks 320 which allow the user to directly access sleep related news items and articles, suggestions for refining or improving daily routine with respect to sleep and affiliate advertising available elsewhere on the network, and a sleep calendar 325 for choosing a relevant time interval. The items shown at 320 may be selected and customized based on information learned about the individual in the survey and on their performance as measured by the Health Index.

[0074] The Activities of Daily Living category of Health Index 155 is designed to help users monitor certain health and safety related activities and risks and is based entirely on data input by the user. The Activities of Daily Living category is divided into four sub-categories: personal hygiene, which allows the user to monitor activities such as brushing and flossing his or her teeth and showering; health maintenance, that tracks whether the user is taking prescribed medication or supplements and allows the user to monitor tobacco and alcohol consumption and automobile safety such as seat belt use; personal time, that allows the user to monitor time spent socially with family and friends, leisure, and mind centering activities; and responsibilities, that allows the user to monitor certain work and financial activities such as paying bills and household chores.

[0075] The Activities of Daily Living Health Index piston level is preferably determined with respect to the healthy

daily routine described below. With respect to personal hygiene, the routine requires that the users shower or bathe each day, brush and floss teeth each day, and maintain regular bowel habits. With respect to health maintenance, the routine requires that the user take medications and vitamins and/or supplements, use a seat belt, refrain from smoking, drink moderately, and monitor health each day with the Health Manager. With respect to personal time, the routine requires the users to spend at least one hour of quality time each day with family and/or friends, restrict work time to a maximum of nine hours a day, spend some time on a leisure or play activity each day, and engage in a mind stimulating activity. With respect to responsibilities, the routine requires the users to do household chores, pay bills, be on time for work, and keep appointments. The piston level is calculated based on the degree to which the user completes a list of daily activities as determined by information input by the user.

[0076] Information relating to these activities is presented to the user through daily activities web page 330 shown in FIG. 10. In preferred daily activities web page 330, activities chart 335, selectable for one or more of the sub-categories, shows whether the user has done what is required by the daily routine. A colored or shaded box indicates that the user has done the required activity, and an empty, non-colored or shaded box indicates that the user has not done the activity. Activities chart 335 can be created and viewed in selectable time intervals. For illustrative purposes, FIG. 10 shows the personal hygiene and personal time sub-categories for a particular week. In addition, daily activities web page 330 may include daily activity hyperlinks 340 which allow the user to directly access relevant news items and articles, suggestions for improving or refining daily routine with respect to activities of daily living and affiliate advertising, and a daily activities calendar 345 for selecting a relevant time interval. The items shown at 340 may be selected and customized based on information learned about the individual in the survey and on their performance as measured by the Health Index.

[0077] The How You Feel category of Health Index 155 is designed to allow users to monitor their perception of how they felt on a particular day, and is based on information, essentially a subjective rating, that is input directly by the user. A user provides a rating, preferably on a scale of 1 to 5, with respect to the following nine subject areas: mental sharpness; emotional and psychological well being; energy level; ability to cope with life stresses; appearance; physical well being; self-control; motivation; and comfort in relating to others. Those ratings are averaged and used to calculate the relevant piston level.

[0078] Referring to FIG. 11, Health Index web page 350 is shown. Health Index web page 350 enables users to view the performance of their Health Index over a user selectable time interval including any number of consecutive or non-consecutive days. Using Health Index selector buttons 360, the user can select to view the Health Index piston levels for one category, or can view a side-by-side comparison of the Health Index piston levels for two or more categories. For example, a user might want to just turn on Sleep to see if their overall sleep rating improved over the previous month, much in the same way they view the performance of their favorite stock. Alternatively, Sleep and Activity Level might be simultaneously displayed in order to compare and evalu-

ate Sleep ratings with corresponding Activity Level ratings to determine if any day-to-day correlations exist. Nutrition ratings might be displayed with How You Feel for a pre-selected time interval to determine if any correlation exists between daily eating habits and how they felt during that interval. For illustrative purposes, **FIG. 11** illustrates a comparison of Sleep and Activity Level piston levels for the week of June 10 through June 16. Health Index web page **350** also includes tracking calculator **365** that displays access information and statistics such as the total number of days the user has logged in and used the Health Manager, the percentage of days the user has used the Health Manager since becoming a subscriber, and percentage of time the user has used the sensor device **10** to gather data.

[**0079**] Referring again to **FIG. 5**, opening Health Manager web page **150** may include a plurality of user selectable category summaries **156a** through **156f**, one corresponding to each of the Health Index **155** categories. Each category summary **156a** through **156f** presents a pre-selected filtered subset of the data associated with the corresponding category. Nutrition category summary **156a** displays daily target and actual caloric intake. Activity Level category summary **156b** displays daily target and actual calories burned. Mind Centering category summary **156c** displays target and actual depth of mind centering or focus. Sleep category summary **156d** displays target sleep, actual sleep, and a sleep quality rating. Daily Activities category summary **156e** displays a target and actual score based on the percentage of suggested daily activities that are completed. The How You Feel category summary **156f** shows a target and actual rating for the day.

[**0080**] Opening Health Manager web page **150** also may include Daily Dose section **157** which provides, on a daily time interval basis, information to the user, including, but not limited to, hyperlinks to news items and articles, commentary and reminders to the user based on tendencies, such as poor nutritional habits, determined from the initial survey. The commentary for Daily Dose **157** may, for example, be a factual statement that drinking **8** glasses of water a day can reduce the risk of colon cancer by as much as **32%**, accompanied by a suggestion to keep a cup of water by your computer or on your desk at work and refill often. Opening Health Manager web page **150** also may include a Problem Solver section **158** that actively evaluates the user's performance in each of the categories of Health Index **155** and presents suggestions for improvement. For example, if the system detects that a user's Sleep levels have been low, which suggest that the user has been having trouble sleeping, Problem Solver **158** can provide suggestions for way to improve sleep. Problem Solver **158** also may include the capability of user questions regarding improvements in performance. Opening Health Manager web page **150** may also include a Daily Data section. **159** that launches an input dialog box. The input dialog box facilitates input by the user of the various data required by the Health Manager. As is known in the art, data entry may be in the form of selection from pre-defined lists or general free form text input. Finally, opening Health Manager web page **150** may include Body Stats section **161** which may provide information regarding the user's height, weight, body measurements, body mass index or BMI, and vital signs such as heart rate, blood pressure or any of the identified physiological parameters.

[**0081**] Referring to **FIGS. 12-17**, a specific embodiment of sensor device **10** is shown which is in the form of an armband adapted to be worn by an individual on his or her upper arm, between the shoulder and the elbow. The specific embodiment of sensor device **10** shown in **FIGS. 12-17** will, for convenience, be referred to as armband sensor device **400**. Armband sensor device **400** includes computer housing **405**, flexible wing body **410**, and, as shown in **FIG. 17**, elastic strap **415**. Computer housing **405** and flexible wing body **410** are preferably made of a flexible urethane material or an elastomeric material such as rubber or a rubber-silicone blend by a molding process. Flexible wing body **410** includes first and second wings **418** each having a thru-hole **420** located near the ends **425** thereof. First and second wings **418** are adapted to wrap around a portion of the wearer's upper arm.

[**0082**] Elastic strap **415** is used to removably affix armband sensor device **400** to the individual's upper arm. As seen in **FIG. 17**, bottom surface **426** of elastic strap **415** is provided with velcro loops **416** along a portion thereof. Each end **427** of elastic strap **415** is provided with velcro hook patch **428** on bottom surface **426** and pull tab **429** on top surface **430**. A portion of each pull tab **429** extends beyond the edge of each end **427**.

[**0083**] In order to wear armband sensor device **400**, a user inserts each end **427** of elastic strap **415** into a respective thru-hole **420** of flexible wing body **410**. The user then places his arm through the loop created by elastic strap **415**, flexible wing body **410** and computer housing **405**. By pulling each pull tab **429** and engaging velcro hook patches **428** with velcro loops **416** at a desired position along bottom surface **426** of elastic strap **415**, the user can adjust elastic strap **415** to fit comfortably. Since velcro hook patches **428** can be engaged with velcro loops **416** at almost any position along bottom surface **426**, armband sensor device **400** can be adjusted to fit arms of various sizes. Also, elastic strap **415** may be provided in various lengths to accommodate a wider range of arm sizes. As will be apparent to one of skill in the art, other means of fastening and adjusting the size of elastic strap may be used, including, but not limited to, snaps, buttons, or buckles. It is also possible to use two elastic straps that fasten by one of several conventional means including velcro, snaps, buttons, buckles or the like, or merely a single elastic strap affixed to wings **418**.

[**0084**] Alternatively, instead of providing thru-holes **420** in wings **418**, loops having the shape of the letter D, not shown, may be attached to ends **425** of wings **418** by one of several conventional means. For example, a pin, not shown, may be inserted through ends **425**, wherein the pin engages each end of each loop. In this configuration, the D-shaped loops would serve as connecting points for elastic strap **415**, effectively creating a thru-hole between each end **425** of each wing **418** and each loop.

[**0085**] As shown in **FIG. 18**, which is an exploded view of armband sensor device **400**, computer housing **405** includes a top portion **435** and a bottom portion **440**. Contained within computer housing **405** are printed circuit board or PCB **445**, rechargeable battery **450**, preferably a lithium ion battery, and vibrating motor **455** for providing tactile feedback to the wearer, such as those used in pagers, suitable examples of which are the Model 12342 and 12343 motors sold by MG Motors Ltd. of the United Kingdom.

[0086] Top portion 435 and bottom portion 440 of computer housing 405 sealingly mate along groove 436 into which O-ring 437 is fit, and may be affixed to one another by screws, not shown, which pass through screw holes 438a and stiffeners 438b of bottom portion 440 and apertures 439 in PCB 445 and into threaded receiving stiffeners 451 of top portion 435. Alternately, top portion 435 and bottom portion 440 may be snap fit together or affixed to one another with an adhesive. Preferably, the assembled computer housing 405 is sufficiently water resistant to permit armband sensor device 400 to be worn while swimming without adversely affecting the performance thereof.

[0087] As can be seen in FIG. 13, bottom portion 440 includes, on a bottom side thereof, a raised platform 430. Affixed to raised platform 430 is heat flow or flux sensor 460, a suitable example of which is the micro-foil heat flux sensor sold by RdF Corporation of Hudson, N.H. Heat flux sensor 460 functions as a self-generating thermopile transducer, and preferably includes a carrier made of a polyamide film. Bottom portion 440 may include on a top side thereof, that is on a side opposite the side to which heat flux sensor 460 is affixed, a heat sink, not shown, made of a suitable metallic material such as aluminum. Also affixed to raised platform 430 are GSR sensors 465, preferably comprising electrodes formed of a material such as conductive carbonized rubber, gold or stainless steel. Although two GSR sensors 465 are shown in FIG. 13, it will be appreciated by one of skill in the art that the number of GSR sensors 465 and the placement thereof on raised platform 430 can vary as long as the individual GSR sensors 465, i.e., the electrodes, are electrically isolated from one another. By being affixed to raised platform 430, heat flux sensor 460 and GSR sensors 465 are adapted to be in contact with the wearer's skin when armband sensor device 400 is worn. Bottom portion 440 of computer housing 405 may also be provided with a removable and replaceable soft foam fabric pad, not shown, on a portion of the surface thereof that does not include raised platform 430 and screw holes 438a. The soft foam fabric is intended to contact the wearer's skin and make armband sensor device 400 more comfortable to wear.

[0088] Electrical coupling between heat flux sensor 460, GSR sensors 465, and PCB 445 may be accomplished in one of various known methods. For example, suitable wiring, not shown, may be molded into bottom portion 440 of computer housing 405 and then electrically connected, such as by soldering, to appropriate input locations on PCB 445 and to heat flux sensor 460 and GSR sensors 465. Alternatively, rather than molding wiring into bottom portion 440, thru-holes may be provided in bottom portion 440 through which appropriate wiring may pass. The thru-holes would preferably be provided with a water tight seal to maintain the integrity of computer housing 405.

[0089] Rather than being affixed to raised platform 430 as shown in FIG. 13, one or both of heat flux sensor 460 and GSR sensors 465 may be affixed to the inner portion 466 of flexible wing body 410 on either or both of wings 418 so as to be in contact with the wearer's skin when armband sensor device 400 is worn. In such a configuration, electrical coupling between heat flux sensor 460 and GSR sensors 465, whichever the case may be, and the PCB 445 may be accomplished through suitable wiring, not shown, molded into flexible wing body 410 that passes through one or more thru-holes in computer housing 405 and that is electrically

connected, such as by soldering, to appropriate input locations on PCB 445. Again, the thru-holes would preferably be provided with a water tight seal to maintain the integrity of computer housing 405. Alternatively, rather than providing thru-holes in computer housing 405 through which the wiring passes, the wiring may be captured in computer housing 405 during an overmolding process, described below, and ultimately soldered to appropriate input locations on PCB 445.

[0090] As shown in FIGS. 12, 16, 17 and 18, computer housing 405 includes a button 470 that is coupled to and adapted to activate a momentary switch 585 on PCB 445. Button 470 may be used to activate armband sensor device 400 for use, to mark the time an event occurred or to request system status information such as battery level and memory capacity. When button 470 is depressed, momentary switch 585 closes a circuit and a signal is sent to processing unit 490 on PCB 445. Depending on the time interval for which button 470 is depressed, the generated signal triggers one of the events just described. Computer housing 405 also includes LEDs 475, which may be used to indicate battery level or memory capacity or to provide visual feedback to the wearer. Rather than LEDs 475, computer housing 405 may also include a liquid crystal display or LCD to provide battery level, memory capacity or visual feedback information to the wearer. Battery level, memory capacity or feedback information may also be given to the user tactilely or audibly.

[0091] Armband sensor device 400 may be adapted to be activated for use, that is collecting data, when either of GSR sensors 465 or heat flux sensor 460 senses a particular condition that indicates that armband sensor device 400 has been placed in contact with the user's skin. Also, armband sensor device 400 may be adapted to be activated for use when one or more of heat flux sensor 460, GSR sensors 465, accelerometer 495 or 550, or any other device in communication with armband sensor device 400, alone or in combination, sense a particular condition or conditions that indicate that the armband sensor device 400 has been placed in contact with the user's skin for use. At other times, armband sensor device 400 would be deactivated, thus preserving battery power.

[0092] Computer housing 405 is adapted to be coupled to a battery recharger unit 480 shown in FIG. 19 for the purpose of recharging rechargeable battery 450. Computer housing 405 includes recharger contacts 485, shown in FIGS. 12, 15, 16 and 17, that are coupled to rechargeable battery 450. Recharger contacts 485 may be made of a material such as brass, gold or stainless steel, and are adapted to mate with and be electrically coupled to electrical contacts, not shown, provided in battery recharger unit 480 when armband sensor device 400 is placed therein. The electrical contacts provided in battery recharger unit 480 may be coupled to recharging circuit 481 a provided inside battery recharger unit 480. In this configuration, recharging circuit 481 would be coupled to a wall outlet, such as by way of wiring including a suitable plug that is attached or is attachable to battery recharger unit 480. Alternatively, electrical contacts 480 may be coupled to wiring that is attached to or is attachable to battery recharger unit 480 that in turn is coupled to recharging circuit 481b external to battery

recharger unit **480**. The wiring in this configuration would also include a plug, not shown, adapted to be plugged into a conventional wall outlet.

[0093] Also provided inside battery recharger unit **480** is RF transceiver **483** adapted to receive signals from and transmit signals to RF transceiver **565** provided in computer housing **405** and shown in FIG. 20. RF transceiver **483** is adapted to be coupled, for example by a suitable cable, to a serial port, such as an RS 232 port or a USB port, of a device such as personal computer **35** shown in FIG. 1. Thus, data may be uploaded from and downloaded to armband sensor device **400** using RF transceiver **483** and RF transceiver **565**. It will be appreciated that although RF transceivers **483** and **565** are shown in FIGS. 19 and 20, other forms of wireless transceivers may be used, such as infrared transceivers. Alternatively, computer housing **405** may be provided with additional electrical contacts, not shown, that would be adapted to mate with and be electrically coupled to additional electrical contacts, not shown, provided in battery recharger unit **480** when armband sensor device **400** is placed therein. The additional electrical contacts in the computer housing **405** would be coupled to the processing unit **490** and the additional electrical contacts provided in battery recharger unit **480** would be coupled to a suitable cable that in turn would be coupled to a serial port, such as an RS R32 port or a USB port, of a device such as personal computer **35**. This configuration thus provides an alternate method for uploading of data from and downloading of data to armband sensor device **400** using a physical connection.

[0094] FIG. 20 is a schematic diagram that shows the system architecture of armband sensor device **400**, and in particular each of the components that is either on or coupled to PCB **445**.

[0095] As shown in FIG. 17, PCB **445** includes processing unit **490**, which may be a microprocessor, a microcontroller, or any other processing device that can be adapted to perform the functionality described herein. Processing unit **490** is adapted to provide all of the functionality described in connection with microprocessor **20** shown in FIG. 2. A suitable example of processing unit **490** is the Dragonball EZ sold by Motorola, Inc. of Schaumburg, Ill. PCB **445** also has thereon a two-axis accelerometer **495**, a suitable example of which is the Model ADXL210 accelerometer sold by Analog Devices, Inc. of Norwood, Mass. Two-axis accelerometer **495** is preferably mounted on PCB **445** at an angle such that its sensing axes are offset at an angle substantially equal to 45 degrees from the longitudinal axis of PCB **445** and thus the longitudinal axis of the wearer's arm when armband sensor device **400** is worn. The longitudinal axis of the wearer's arm refers to the axis defined by a straight line drawn from the wearer's shoulder to the wearer's elbow. The output signals of two-axis accelerometer **495** are passed through buffers **500** and input into analog to digital converter **505** that in turn is coupled to processing unit **490**. GSR sensors **465** are coupled to amplifier **510** on PCB **445**. Amplifier **510** provides amplification and low pass filtering functionality, a suitable example of which is the Model AD8544 amplifier sold by Analog Devices, Inc. of Norwood, Mass. The amplified and filtered signal output by amplifier **510** is input into amp/offset **515** to provide further gain and to remove any bias voltage and into filter/conditioning circuit **520**, which in turn are each coupled to analog to digital converter **505**. Heat flux sensor **460** is coupled to

differential input amplifier **525**, such as the Model INA amplifier sold by Burr-Brown Corporation of Tucson, Ariz., and the resulting amplified signal is passed through filter circuit **530**, buffer **535** and amplifier **540** before being input to analog to digital converter **505**. Amplifier **540** is configured to provide further gain and low pass filtering, a suitable example of which is the Model AD8544 amplifier sold by Analog Devices, Inc. of Norwood, Mass. PCB **445** also includes thereon a battery monitor **545** that monitors the remaining power level of rechargeable battery **450**. Battery monitor **545** preferably comprises a voltage divider with a low pass filter to provide average battery voltage. When a user depresses button **470** in the manner adapted for requesting battery level, processing unit **490** checks the output of battery monitor **545** and provides an indication thereof to the user, preferably through LEDs **475**, but also possibly through vibrating motor **455** or ringer **575**. An LCD may also be used.

[0096] PCB **445** may include three-axis accelerometer **550** instead of or in addition to two-axis accelerometer **495**. The three-axis accelerometer outputs a signal to processing unit **490**. A suitable example of three-axis accelerometer is the μ PAM product sold by I.M. Systems, Inc. of Scottsdale, Ariz. Three-axis accelerometer **550** is preferably tilted in the manner described with respect to two-axis accelerometer **495**.

[0097] PCB **445** also includes RF receiver **555** that is coupled to processing unit **490**. RF receiver **555** may be used to receive signals that are output by another device capable of wireless transmission, shown in FIG. 20 as wireless device **558**, worn by or located near the individual wearing armband sensor device **400**. Located near as used herein means within the transmission range of wireless device **558**. For example, wireless device **558** may be a chest mounted heart rate monitor such as the Tempo product sold by Polar Electro of Oulu, Finland. Using such a heart rate monitor, data indicative of the wearer's heart rate can be collected by armband sensor device **400**. Antenna **560** and RF transceiver **565** are coupled to processing unit **490** and are provided for purposes of uploading data to central monitoring unit **30** and receiving data downloaded from central monitoring unit **30**. RF transceiver **565** and RF receiver **555** may, for example, employ Bluetooth technology as the wireless transmission protocol. Also, other forms of wireless transmission may be used, such as infrared transmission.

[0098] Vibrating motor **455** is coupled to processing unit **490** through vibrator driver **570** and provides tactile feedback to the wearer. Similarly, ringer **575**, a suitable example of which is the Model SMT916A ringer sold by Projects Unlimited, Inc. of Dayton, Ohio, is coupled to processing unit **490** through ringer driver **580**, a suitable example of which is the Model MMBTA14 CTE darlington transistor driver sold by Motorola, Inc. of Schaumburg, Ill., and provides audible feedback to the wearer. Feedback may include, for example, celebratory, cautionary and other threshold or event driven messages, such as when a wearer reaches a level of calories burned during a workout.

[0099] Also provided on PCB **445** and coupled to processing unit **490** is momentary switch **585**. Momentary switch **585** is also coupled to button **470** for activating momentary switch **585**. LEDs **475**, used to provide various types of feedback information to the wearer, are coupled to processing unit **490** through LED latch/driver **590**.

[0100] Oscillator 595 is provided on PCB 445 and supplies the system clock to processing unit 490. Reset circuit 600, accessible and triggerable through a pin-hole in the side of computer housing 405, is coupled to processing unit 490 and enables processing unit 490 to be reset to a standard initial setting.

[0101] Rechargeable battery 450, which is the main power source for the armband sensor device 400, is coupled to processing unit 490 through voltage regulator 605. Finally, memory functionality is provided for armband sensor device 400 by SRAM 610, which stores data relating to the wearer of armband sensor device 400, and flash memory 615, which stores program and configuration data, provided on PCB 445. SRAM 610 and flash memory 615 are coupled to processing unit 490 and each preferably have at least 512K of memory.

[0102] In manufacturing and assembling armband sensor device 400, top portion 435 of computer housing 405 is preferably formed first, such as by a conventional molding process, and flexible wing body 410 is then overmolded on top of top portion 435. That is, top portion 435 is placed into an appropriately shaped mold, i.e., one that, when top portion 435 is placed therein, has a remaining cavity shaped according to the desired shape of flexible wing body 410, and flexible wing body 410 is molded on top of top portion 435. As a result, flexible wing body 410 and top portion 435 will merge or bond together, forming a single unit. Alternatively, top portion 435 of computer housing 405 and flexible wing body 410 may be formed together, such as by molding in a single mold, to form a single unit. The single unit however formed may then be turned over such that the underside of top portion 435 is facing upwards, and the contents of computer housing 405 can be placed into top portion 435, and top portion 435 and bottom portion 440 can be affixed to one another. As still another alternative, flexible wing body 410 may be separately formed, such as by a conventional molding process, and computer housing 405, and in particular top portion 435 of computer housing 405, may be affixed to flexible wing body 410 by one of several known methods, such as by an adhesive, by snap-fitting, or by screwing the two pieces together. Then, the remainder of computer housing 405 would be assembled as described above. It will be appreciated that rather than assembling the remainder of computer housing 405 after top portion 435 has been affixed to flexible wing body 410, the computer housing 405 could be assembled first and then affixed to flexible wing body 410.

[0103] The terms and expressions which have been employed herein are used as terms of description and not as limitation, and there is no intention in the use of such terms and expressions of excluding equivalents of the features shown and described or portions thereof, it being recognized that various modifications are possible within the scope of the invention claimed. Although particular embodiments of the present invention have been illustrated in the foregoing detailed description, it is to be further understood that the present invention is not to be limited to just the embodiments disclosed, but that they are capable of numerous rearrangements, modifications and substitutions.

What is claimed is:

1. An apparatus for monitoring human status parameters, comprising:

at least two sensors adapted to be worn on an individual's body, at least one being a physiological sensor selected from the group consisting of: respiration sensors, temperature sensors, heat flux sensors, body conductance sensors, body resistance sensors, body potential sensors, brain activity sensors, blood pressure sensors, body impedance sensors, body motion sensors, body volume sensors, oxygen consumption sensors, body chemistry sensors, body position sensors, body pressure sensors, light absorption sensors, body sound sensors, electrochemical sensors, and optical sensors, said sensors adapted to generate data indicative of at least a first parameter of said individual and a second parameter of said individual, said first parameter being physiological; and

a processor, said processor receiving at least a portion of said data indicative of at least a first parameter and a second parameter, said processor being adapted to generate derived data from said at least a portion of said data indicative of at least a first parameter and a second parameter, said derived data comprising a third parameter of said individual, said third parameter being an individual status parameter that cannot be directly detected by any of said at least two sensors.

2. An apparatus according to claim 1, wherein at least two of said at least two sensors are physiological sensors and wherein said second parameter is physiological.

3. An apparatus according to claim 1, at least one of said at least two sensors being a contextual sensor.

4. An apparatus according to claim 3, said contextual sensor being selected from the group consisting of air quality sensors, sound quality sensors, ambient temperature sensors, and global positioning sensors.

5. An apparatus according to claim 1, further comprising a housing adapted to be worn on said individual's body, said housing supporting said at least two sensors.

6. An apparatus according to claim 1, further comprising a housing adapted to be worn on said individual's body, at least one of said at least two sensors being located separately from said housing.

7. An apparatus according to claim 1, further comprising a housing adapted to be worn on said individual's body and a flexible body supporting said housing, said flexible body having first and second members, said first and second members being adapted to wrap around a portion of said individual's body.

8. An apparatus according to claim 7, said flexible body supporting at least one of said at least two sensors.

9. An apparatus according to claim 1, further comprising a housing adapted to be worn on said individual's body and wrapping means coupled to said housing for maintaining contact between said housing and said individual's body.

10. An apparatus according to claim 9, said wrapping means supporting at least one of said at least two sensors.

11. An apparatus according to claim 7, further comprising a housing adapted to be worn on said individual's body and wrapping means coupled to said flexible body for maintaining contact between said housing and said individual's body.

12. An apparatus according to claim 11, said wrapping means supporting at least one of said at least two sensors.

13. An apparatus according to claim 2, said at least two sensors being chosen from the group consisting of respiration sensors, temperature sensors, heat flux sensors, body conductance sensors, body resistance sensors, body poten-

tial sensors, brain activity sensors, blood pressure sensors, body impedance sensors, body motion sensors, oxygen consumption sensors, body chemistry sensors, body position sensors, body pressure sensors, light absorption sensors, piezoelectric sensors, electrochemical sensors, strain gauges, and optical sensors.

14. An apparatus according to claim 2, said at least two sensors being chosen from the group consisting of body motion sensors adapted to generate data indicative of motion, a skin conductance sensors adapted to generate data indicative of the resistance of said individual's skin to electric current, heat flux sensors adapted to generate data indicative of heat flow, body potential sensors adapted to generate data indicative of heart beats of said individual, and temperature sensors adapted to generate data indicative of a temperature of said individual's skin, said data indicative of at least a first parameter and a second parameter comprising at least two of said data indicative of motion, said data indicative of resistance of said individual's skin to electric current, said data indicative of heat flow, said data indicative of heart beats and said data indicative of a temperature of said individual's skin.

15. A system according to claim 13, said body motion sensors being selected from the group consisting of an accelerator, a pedometer, a body position sensor, and a global positioning sensor.

16. A system according to claim 14, said body motion sensors being selected from the group consisting of an accelerator, a pedometer, a body position sensor, and a global positioning sensor.

17. An apparatus according to claim 1, further comprising one or more contextual sensors for generating data indicative of one or more contextual parameters associated with said individual, said processor receiving said data indicative of one or more contextual parameters, wherein said derived data is also generated from selected portions of said data indicative of one or more contextual parameters.

18. An apparatus according to claim 17, said one or more contextual sensors comprising an ambient temperature sensor, said data indicative of one or more contextual parameters comprising an ambient temperature.

19. An apparatus according to claim 1, further comprising a memory in electrical communication with said processor, said memory storing at least one of said data indicative of a first parameter, said data indicative of a second parameter and said derived data.

20. An apparatus according to claim 1, further comprising a wireless transceiver in electrical communication with said processor.

21. An apparatus according to claim 1, further comprising a wireless receiving device in electrical communication with said processor for receiving data from a wireless device.

22. An apparatus according to claim 21, wherein said wireless device comprises a heartbeat monitor, said data received from said wireless device comprises data indicative of heartbeats of said individual, and said derived data is also generated from at least a portion of said data indicative of heartbeats.

23. An apparatus according to claim 1, wherein said derived data comprises data relating to at least one of activity level, sleep nutrition, stress level and relaxation level.

24. An apparatus according to claim 14, wherein said derived data comprises data relating to calories burned and is based on at least said data indicative of motion and said data indicative of heat flow.

25. An apparatus according to claim 24, wherein said derived data is also based on said data indicative of resistance of said individual's skin to electric current.

26. An apparatus according to claim 1, further comprising a housing adapted to be worn on said individual's body and a wireless communications device supported by said housing, at least one of said at least two sensors being located separately from said housing, said at least one separately located sensor generating said data indicative of a first parameter, said data indicative of a first parameter being wirelessly received by said wireless communications device.

27. An apparatus according to claim 1, further comprising a housing adapted to be worn on said individual's body and an electronic device separate from said housing, said electronic device being in electrical communication with said processor.

28. An apparatus according to claim 25, said electronic device being an implantable device implanted within said individual's body.

29. An apparatus according to claim 27, further comprising a wireless communications device in electrical communication with said processor, said electronic device being in wireless communication with said processor through said wireless communications device.

30. An apparatus according to claim 27, said electronic device being selected from the group consisting of an implantable device implanted in said individual's body, a scale, a glucose monitor, a heart beat monitor, a cholesterol monitor, a blood pressure monitor, a piece of exercise equipment, a home appliance and an entertainment device.

31. An apparatus according to claim 1, further comprising:

a central monitoring unit remote from said at least two sensors, said central monitoring unit including a data storage device, said data storage device receiving said derived data from said processor and retrievably storing said derived data in said data storage device; and

means for transmitting information based on said derived data from said central monitoring unit to a recipient.

32. An apparatus according to claim 31, wherein said central monitoring unit is adapted to generate one or more web pages containing said information and wherein said means for transmitting makes said web pages accessible by said recipient over the Internet.

33. An apparatus according to claim 31, wherein said means for transmitting transmits said information to said recipient over an electronic network.

34. An apparatus according to claim 31, wherein said recipient comprises said individual.

35. An apparatus according to claim 31, wherein said recipient comprises a third party authorized by said individual.

36. An apparatus according to claim 31, further comprising means for obtaining life activities data of said individual, said life activities data being retrievably stored in said data storage device, wherein said information is also based on selected portions of said life activities data.

37. An apparatus according to claim 36, wherein said information relates to one or more of nutrition, activity level, mind centering, sleep, and daily activities.

38. An apparatus according to claim 37, said information further relating to how said individual feels and to a profile of said individual, said profile being initially based on a survey completed by said individual.

39. An apparatus according to claim 36, said means for obtaining comprising means for enabling said individual to input said life activities data and transmit said life activities data to said central monitoring unit.

40. An apparatus according to claim 36, said means for obtaining comprising an input device for enabling said individual to input said life activities data, said input device being adapted to transmit said life activities data to said central monitoring unit.

41. An apparatus according to claim 36, wherein said central monitoring unit is adapted to generate and provide feedback relating to the degree to which said individual has followed a suggested routine, said feedback being generated from at least a portion of at least one of said data indicative of at least a first parameter and a second parameter, said derived data and said life activities data.

42. An apparatus according to claim 41, wherein said routine comprises one or more categories and said feedback is generated and provided with respect to said one or more categories.

43. An apparatus according to claim 42, wherein said one or more categories include at least one of nutrition, activity level, mind centering, sleep, and daily activities.

44. An apparatus according to claim 43, said categories further including how said individual feels and a profile of said individual, said profile being initially based on a survey completed by said individual.

45. An apparatus according to claim 41, wherein said central monitoring unit is adapted to generate one or more web pages containing said feedback, said web pages being accessible over the Internet.

46. An apparatus according to claim 31, wherein said central monitoring unit is adapted to generate and provide feedback to a recipient relating to management of an aspect of at least one of said individual's health, said individual's lifestyle and said individual's wellness.

47. An apparatus according to claim 46, said feedback being generated from at least one of said data indicative of a first parameter, said data indicative of a second parameter and said derived data.

48. An apparatus according to claim 46, further comprising means for obtaining life activities data of said individual and transmitting said life activities data to said central monitoring unit, said feedback being generated from at least one of said data indicative of at least a first parameter, said data indicative of a second parameter, said derived data and said life activities data.

49. An apparatus according to claim 46, said aspect of at least one of said individual's health, said individual's lifestyle and said individual's wellness relating to said individual's weight.

50. An apparatus according to claim 46, said aspect of at least one of said individual's health, said individual's lifestyle and said individual's wellness relating to said individual's sleep activities.

51. An apparatus according to claim 46, said aspect of at least one of said individual's health, said individual's lifestyle and said individual's wellness relating to said individual's glucose levels.

52. An apparatus according to claim 46, said aspect of at least one of said individual's health, said individual's lifestyle and said individual's wellness relating to said individual's fitness level.

53. An apparatus according to claim 31, said central monitoring unit being connected to an electronic network and having access to information from a third party source over said electronic network, said central monitoring unit making said information from a third party source available to said recipient.

54. An apparatus according to claim 46, said central monitoring unit being connected to an electronic network and having access to information from a third party source over said electronic network, said feedback including said information from a third party source.

55. An apparatus according to claim 46, said feedback including suggestions for modifying said individual's behavior.

56. An apparatus according to claim 54, said feedback also including suggestions for modifying said individual's behavior.

57. An apparatus according to claim 43, wherein said nutrition category includes information relating to one or more of calories consumed, proteins consumed, fats consumed, carbohydrates consumed, vitamins consumed, water consumed, fiber consumed, types of foods consumed and quantity of foods consumed.

58. An apparatus according to claim 43, wherein said activity level category includes information relating to one or more of actual calories burned, target calories burned, duration of exercise activities, duration of vigorous lifestyle activities, duration of resting activities, and duration of sleep.

59. An apparatus according to claim 43, wherein said mind centering category includes information relating to one or more of the duration of relaxation activities, the quality of relaxation activities, stress level, and a change in one or more of skin temperature, heart rate, respiration rate, heat flow and GSR.

60. An apparatus according to claim 43, wherein said sleep category includes information relating to one or more of sleep onset, wake time, sleep interruptions, sleep amount, and sleep quality.

61. An apparatus according to claim 43, wherein said daily activities category includes information relating to one or more of bathing habits, dental hygiene habits, bowel habits, the taking of medication, the taking of vitamins or supplements, smoking habits, drinking habits, time spent with family or friends, time spend in leisure activities, performance of household chores, payment of bills, and work and appointment punctuality.

62. An apparatus according to claim 49, wherein said feedback includes information relating to one or more of calories consumed, proteins consumed, fats consumed, carbohydrates consumed, vitamins consumed, water consumed, fiber consumed, types of foods consumed, quantity of foods consumed, actual calories burned, target calories burned, duration of exercise activities, duration of vigorous lifestyle activities, duration of resting activities, and duration of sleep.

63. An apparatus according to claim 50, wherein said feedback includes information relating to one or more of sleep onset, wake time, sleep interruptions, sleep amount, and sleep quality.

64. An apparatus according to claim 49, wherein said feedback includes information relating to a rate of caloric burn.

65. An apparatus according to claim 46, said aspect of at least one of said individual's health, said individual's lifestyle and said individual's wellness relating to the taking of medication.

66. An apparatus according to claim 46, said aspect of at least one of said individual's health, said individual's lifestyle and said individual's wellness relating to a hydration level of said individual.

67. An apparatus according to claim 46, said aspect of at least one of said individual's health, said individual's lifestyle and said individual's wellness relating to an activity level of said individual.

68. An apparatus according to claim 67, wherein said feedback includes information relating to one or more of actual calories burned, target calories burned, duration non-resting activities, duration of resting activities, and a body position of said individual.

69. An apparatus according to claim 1, further comprising a housing adapted to be worn on said individual's body, said housing supporting said processor.

70. An apparatus according to claim 31, said processor being a part of said central monitoring unit.

71. An apparatus according to claim 2, said third parameter relating to hydration status of said individual.

72. An apparatus according to claim 2, said third parameter relating to a status of said individual's heart.

73. An apparatus according to claim 1, wherein said derived data relates to calories burned by said individual, said physiological sensor being a body motion sensor.

74. An apparatus according to claim 2, wherein said derived data relates to calories burned by said individual, said at least two sensors being a body motion sensor and a heart rate sensor.

75. An apparatus according to claim 1, wherein said derived data is also generated using a filter parameter.

76. An apparatus according to claim 75, wherein said filter parameter comprises one or more body statistics of said individual.

77. An apparatus according to claim 76, wherein said filter parameter comprises information from a third party source.

78. An apparatus according to claim 77, wherein said filter parameter comprises information from a source controlled by said individual.

79. An apparatus according to claim 1, said processor being adapted to generate second derived data from said derived data and at least one of said data indicative of a first parameter and said data indicative of second parameter.

80. An apparatus according to claim 79, wherein said derived data comprises data relating to heart beats of said individual, said second derived data comprises data relating to calories burned by said individual, and said physiological sensor is a body motion sensor.

81. An apparatus according to claim 1, said derived data comprising first derived data and second derived data, said processing generating third derived data from said first and second derived data.

82. An apparatus according to claim 1, said physiological sensor comprising an array of sensors.

83. An apparatus according to claim 1, further comprising means for sending a signal to said processor for marking a time of an event.

84. An apparatus according to claim 1, said processor generating an alert signal based on a predetermined characteristic of said derived data.

85. An apparatus for monitoring human status parameters, comprising:

at least two sensors adapted to be worn on an individual's body selected from the group consisting of physiological sensors and contextual sensors, at least one of said at least two sensors being a physiological sensor, said at least two sensors being adapted to generate data indicative of at least a first parameter of said individual and a second parameter of said individual, said first parameter being physiological; and

a processor, said processor receiving at least a portion of said data indicative of at least a first parameter and a second parameter, said processor being adapted to generate derived data from said at least a portion of said data indicative of at least a first parameter and a second parameter, said derived data comprising a third parameter of said individual selected from the group consisting of: physical activity, sleep activity, nutrition activity, mind centering activity, stress level, metabolic rate, and oxygen consumption rate;

said third parameter being an individual status parameter that cannot be directly detected by any of said at least two sensors.

86. An apparatus according to claim 85, said group further consisting of ovulation state and body temperature.

87. An apparatus according to claim 85, said group further consisting of a rise time, time in zone and recovery time.

88. An apparatus according to claim 85, said group further consisting of relaxation level, focus level and alertness level.

89. An apparatus according to claim 85, wherein at least two of said at least two sensors are physiological sensors and wherein said second parameter is physiological.

90. An apparatus according to claim 85, at least one of said at least two sensors being a contextual sensor.

91. An apparatus according to claim 90, said contextual sensor being selected from the group consisting of air quality sensors, sound quality sensors, ambient temperature sensors, and global positioning sensors.

92. An apparatus according to claim 85, further comprising a housing adapted to be worn on said individual's body, said housing supporting said at least two sensors.

93. An apparatus according to claim 85, further comprising a housing adapted to be worn on said individual's body, at least one of said at least two sensors being located separately from said housing.

94. An apparatus according to claim 85, further comprising a housing adapted to be worn on said individual's body and a flexible body supporting said housing, said flexible body having first and second members, said first and second members being adapted to wrap around a portion of said individual's body.

95. An apparatus according to claim 94, said flexible body supporting at least one of said at least two sensors.

96. An apparatus according to claim 85, further comprising a housing adapted to be worn on said individual's body

and wrapping means coupled to said housing for maintaining contact between said housing and said individual's body.

97. An apparatus according to claim 96, said wrapping means supporting at least one of said at least two sensors.

98. An apparatus according to claim 94, further comprising a housing adapted to be worn on said individual's body and wrapping means coupled to said flexible body for maintaining contact between said housing and said individual's body.

99. An apparatus according to claim 98, said wrapping means supporting at least one of said at least two sensors.

100. An apparatus according to claim 89, said at least two sensors being chosen from the group consisting of respiration sensors, temperature sensors, heat flux sensors, body conductance sensors, body resistance sensors, body potential sensors, brain activity sensors, blood pressure sensors, body impedance sensors, body motion sensors, oxygen consumption sensors, body chemistry sensors, body position sensors, body pressure sensors, light absorption sensors, piezoelectric sensors, electrochemical sensors, strain gauges, and optical sensors.

101. An apparatus according to claim 89, said at least two sensors being chosen from the group consisting of body motion sensors adapted to generate data indicative of motion, a skin conductance sensors adapted to generate data indicative of the resistance of said individual's skin to electric current, heat flux sensors adapted to generate data indicative of heat flow, body potential sensors adapted to generate data indicative of heart beats of said individual, and temperature sensors adapted to generate data indicative of a temperature of said individual's skin, said data indicative of at least a first parameter and a second parameter comprising at least two of said data indicative of motion, said data indicative of resistance of said individual's skin to electric current, said data indicative of heat flow, said data indicative of heart beats and said data indicative of a temperature of said individual's skin.

102. A system according to claim 100, said body motion sensors being selected from the group consisting of an accelerometer, a pedometer, a body position sensor, and a global positioning sensor.

103. A system according to claim 101, said body motion sensors being selected from the group consisting of an accelerometer, a pedometer, a body position sensor, and a global positioning sensor.

104. An apparatus according to claim 85, further comprising one or more contextual sensors for generating data indicative of one or more contextual parameters associated with said individual, said processor receiving said data indicative of one or more contextual parameters, wherein said derived data is also generated from selected portions of said data indicative of one or more contextual parameters.

105. An apparatus according to claim 104, said one or more contextual sensors comprising an ambient temperature sensor, said data indicative of one or more contextual parameters comprising an ambient temperature.

106. An apparatus according to claim 85, further comprising a memory in electrical communication with said processor, said memory storing at least one of said data indicative of a first parameter, said data indicative of a second parameter and said derived data.

107. An apparatus according to claim 85, further comprising a wireless transceiver in electrical communication with said processor.

108. An apparatus according to claim 85, further comprising a wireless receiving device in electrical communication with said processor for receiving data from a wireless device.

109. An apparatus according to claim 108, wherein said wireless device comprises a heartbeat monitor, said data received from said wireless device comprises data indicative of heartbeats of said individual, and said derived data is also generated from at least a portion of said data indicative of heartbeats.

110. An apparatus according to claim 101, wherein said derived data comprises data relating to calories burned and is based on at least said data indicative of motion and said data indicative of heat flow.

111. An apparatus according to claim 110, wherein said derived data is also based on said data indicative of resistance of said individual's skin to electric current.

112. An apparatus according to claim 85, further comprising a housing adapted to be worn on said individual's body and a wireless communications device supported by said housing, at least one of said at least two sensors being located separately from said housing, said at least one separately located sensor generating said data indicative of a first parameter, said data indicative of a first parameter being wirelessly received by said wireless communications device.

113. An apparatus according to claim 85, further comprising a housing adapted to be worn on said individual's body and an electronic device separate from said housing, said electronic device being in electrical communication with said processor.

114. An apparatus according to claim 113, said electronic device being an implantable device implanted within said individual's body.

115. An apparatus according to claim 113, further comprising a wireless communications device in electrical communication with said processor, said electronic device being in wireless communication with said processor through said wireless communications device.

116. An apparatus according to claim 113, said electronic device being selected from the group consisting of an implantable device implanted in said individual's body, a scale, a glucose monitor, a heart beat monitor, a cholesterol monitor, a blood pressure monitor, a piece of exercise equipment, a home appliance and an entertainment device.

117. An apparatus according to claim 85, further comprising:

a central monitoring unit remote from said at least two sensors, said central monitoring unit including a data storage device, said data storage device receiving said derived data from said processor and retrievably storing said derived data in said data storage device; and

means for transmitting information based on said derived data from said central monitoring unit to a recipient.

118. An apparatus according to claim 117, wherein said central monitoring unit is adapted to generate one or more web pages containing said information and wherein said means for transmitting makes said web pages accessible by said recipient over the Internet.

119. An apparatus according to claim 117, wherein said means for transmitting transmits said information to said recipient over an electronic network.

120. An apparatus according to claim 117, wherein said recipient comprises said individual.

121. An apparatus according to claim 117, wherein said recipient comprises a third party authorized by said individual.

122. An apparatus according to claim 117, further comprising means for obtaining life activities data of said individual, said life activities data being retrievably stored in said data storage device, wherein said information is also based on selected portions of said life activities data.

123. An apparatus according to claim 122, wherein said information relates to one or more of nutrition, activity level, mind centering, sleep and daily activities.

124. An apparatus according to claim 123, said information further relating to how said individual feels and to a profile of said individual, said profile being initially based on a survey completed by said individual.

125. An apparatus according to claim 122, said means for obtaining comprising means for enabling said individual to input said life activities data and transmit said life activities data to said central monitoring unit.

126. An apparatus according to claim 122, said means for obtaining comprising an input device for enabling said individual to input said life activities data, said input device being adapted to transmit said life activities data to said central monitoring unit.

127. An apparatus according to claim 122, wherein said central monitoring unit is adapted to generate and provide feedback relating to the degree to which said individual has followed a suggested routine, said feedback being generated from at least a portion of at least one of said data indicative of at least a first parameter and a second parameter, said derived data and said life activities data.

128. An apparatus according to claim 127, wherein said routine comprises one or more categories and said feedback is generated and provided with respect to said one or more categories.

129. An apparatus according to claim 128, wherein said one or more categories include at least one of nutrition, activity level, mind centering, sleep, and daily activities.

130. An apparatus according to claim 129, said categories further including how said individual feels and a profile of said individual, said profile being initially based on a survey completed by said individual.

131. An apparatus according to claim 127, wherein said central monitoring unit is adapted to generate one or more web pages containing said feedback, said web pages being accessible over the Internet.

132. An apparatus according to claim 117, wherein said central monitoring unit is adapted to generate and provide feedback to a recipient relating to management of an aspect of at least one of said individual's health, said individual's lifestyle and said individual's wellness.

133. An apparatus according to claim 132, said feedback being generated from at least one of said data indicative of a first parameter, said data indicative of a second parameter and said derived data.

134. An apparatus according to claim 132, further comprising means for obtaining life activities data of said individual and transmitting said life activities data to said central monitoring unit, said feedback being generated from at least one of said data indicative of at least a first parameter, said data indicative of a second parameter, said derived data and said life activities data.

135. An apparatus according to claim 132, said aspect of at least one of said individual's health, said individual's lifestyle and said individual's wellness relating to said individual's weight.

136. An apparatus according to claim 132, said aspect of at least one of said individual's health, said individual's lifestyle and said individual's wellness relating to said individual's sleep activities.

137. An apparatus according to claim 132, said aspect of at least one of said individual's health, said individual's lifestyle and said individual's wellness relating to said individual's glucose levels.

138. An apparatus according to claim 132, said aspect of at least one of said individual's health, said individual's lifestyle and said individual's wellness relating to said individual's fitness level.

139. An apparatus according to claim 117, said central monitoring unit being connected to an electronic network and having access to information from a third party source over said electronic network, said central monitoring unit making said information from a third party source available to said recipient.

140. An apparatus according to claim 132, said central monitoring unit being connected to an electronic network and having access to information from a third party source over said electronic network, said feedback including said information from a third party source.

141. An apparatus according to claim 132, said feedback including suggestions for modifying said individual's behavior.

142. An apparatus according to claim 140, said feedback also including suggestions for modifying said individual's behavior.

143. An apparatus according to claim 129, wherein said nutrition category includes information relating to one or more of calories consumed, proteins consumed, fats consumed, carbohydrates consumed, vitamins consumed, water consumed, fiber consumed, types of foods consumed and quantity of foods consumed.

144. An apparatus according to claim 129, wherein said activity level category includes information relating to one or more of actual calories burned, target calories burned, duration of exercise activities, duration of vigorous lifestyle activities, duration of resting activities, and duration of sleep.

145. An apparatus according to claim 129, wherein said mind centering category includes information relating to one or more of the duration of relaxation activities, the quality of relaxation activities, stress level, and a change in one or more of skin temperature, heart rate, respiration rate, heat flow and GSR.

146. An apparatus according to claim 129, wherein said sleep category includes information relating to one or more of sleep onset, wake time, sleep interruptions, sleep amount, and sleep quality.

147. An apparatus according to claim 129, wherein said daily activities category includes information relating to one or more of bathing habits, dental hygiene habits, bowel habits, the taking of medication, the taking of vitamins or supplements, smoking habits, drinking habits, time spent with family or friends, time spent in leisure activities, performance of household chores, payment of bills, and work and appointment punctuality.

148. An apparatus according to claim 135, wherein said feedback includes information relating to one or more of calories consumed, proteins consumed, fats consumed, carbohydrates consumed, vitamins consumed, water consumed, fiber consumed, types of foods consumed, quantity of foods consumed, actual calories burned, target calories burned, duration of exercise activities, duration of vigorous lifestyle activities, duration of resting activities, and duration of sleep.

149. An apparatus according to claim 136, wherein said feedback includes information relating to one or more of sleep onset, wake time, sleep interruptions, sleep amount, and sleep quality.

150. An apparatus according to claim 135, wherein said feedback includes information relating to a rate of caloric burn.

151. An apparatus according to claim 132, said aspect of at least one of said individual's health, said individual's lifestyle and said individual's wellness relating to the taking of medication.

152. An apparatus according to claim 132, said aspect of at least one of said individual's health, said individual's lifestyle and said individual's wellness relating to a hydration level of said individual.

153. An apparatus according to claim 132, said aspect of at least one of said individual's health, said individual's lifestyle and said individual's wellness relating to an activity level of said individual.

154. An apparatus according to claim 153, wherein said feedback includes information relating to one or more of actual calories burned, target calories burned, duration non-resting activities, duration of resting activities, and a body position of said individual.

155. An apparatus according to claim 85, further comprising a housing adapted to be worn on said individual's body, said housing supporting said processor.

156. An apparatus according to claim 117, said processor being a part of said central monitoring unit.

157. An apparatus according to claim 85, wherein said derived data relates to calories burned by said individual, said physiological sensor being a body motion sensor.

158. An apparatus according to claim 85, wherein said derived data is also generated using a filter parameter.

159. An apparatus according to claim 158, wherein said filter parameter comprises one or more body statistics of said individual.

160. An apparatus according to claim 159, wherein said filter parameter comprises information from a third party source.

161. An apparatus according to claim 160, wherein said filter parameter comprises information from a source controlled by said individual.

162. An apparatus according to claim 85, said processor being adapted to generate second derived data from said derived data and at least one of said data indicative of a first parameter and said data indicative of a second parameter.

163. An apparatus according to claim 85, said physiological sensor comprising an array of sensors.

164. An apparatus according to claim 163, wherein said derived data comprises data relating to heart beats of said individual, said second derived data comprises data relating to calories burned by said individual, and said physiological sensor is a body motion sensor.

* * * * *

专利名称(译)	用于监测健康，保健和健身的系统		
公开(公告)号	US20040034289A1	公开(公告)日	2004-02-19
申请号	US10/638588	申请日	2003-08-11
[标]申请(专利权)人(译)	柜员ERIC STIVORIC JOHN中号 KASABACH CHRISTOPHERÐ PACIONE CHRISTOPHERÐ MOSS约翰·L· LIDEN CRAIG乙 MCCORMACK玛格丽特		
申请(专利权)人(译)	柜员ERIC STIVORIC JOHN M. KASABACH CHRISTOPHER D. PACIONE CHRISTOPHER D. MOSS约翰L. LIDEN CRAIG B. MCCORMACK MARGARET A.		
当前申请(专利权)人(译)	柜员ERIC STIVORIC JOHN M. KASABACH CHRISTOPHER D. PACIONE CHRISTOPHER D. MOSS约翰L. LIDEN CRAIG B. MCCORMACK MARGARET A.		
[标]发明人	TELLER ERIC STIVORIC JOHN M KASABACH CHRISTOPHER D PACIONE CHRISTOPHER D MOSS JOHN L LIDEN CRAIG B MCCORMACK MARGARET A		
发明人	TELLER, ERIC STIVORIC, JOHN M. KASABACH, CHRISTOPHER D. PACIONE, CHRISTOPHER D. MOSS, JOHN L. LIDEN, CRAIG B. MCCORMACK, MARGARET A.		
IPC分类号	A61B A61B5/00 A61B5/01 A61B5/0205 A61B5/021 A61B5/022 A61B5/024 A61B5/0245 A61B5/0402 A61B5/0408 A61B5/0476 A61B5/0478 A61B5/0488 A61B5/0492 A61B5/0496 A61B5/05 A61B5/053 A61B5/08 A61B5/103 A61B5/11 A61B5/16 A61B5/22 G06Q50/00 H04Q3/00		
CPC分类号	A61B5/02055 A61B5/4806 A61B5/02438 A61B5/0476 A61B5/0488 A61B5/0496 A61B5/0531 A61B5/ /0537 A61B5/0816 A61B5/11 A61B5/14532 A61B5/1455 A61B5/16 A61B5/222 A61B5/411 A61B5/441 A61B5/486 A61B5/6824 A61B2560/0209 A61B2560/0295 A61B2560/04 A61B2560/0456 A61B2560 /0462 A61B2560/0468 A61B2562/0219 G06F19/322 G06F19/3406 G06F19/3418 G06F19/3431 G06F19/3481 G06F19/3487 H04Q3/00 H04Q2213/13092 H04Q2213/13098 H04Q2213/13103 H04Q2213/13104 H04Q2213/13389 A61B5/743 A61B5/002 A61B5/0022 A61B5/7405 A61B5/7282		

外部链接 [Espacenet](#) [USPTO](#)

摘要(译)

一种用于监测人体状态参数的装置，包括至少两个传感器，至少一个传感器是生理传感器。所述至少两个传感器适于产生指示个体的至少第一参数和个体的第二参数的数据。该装置还包括处理器，用于接收指示第一参数和第二参数的数据的至少一部分。处理器适于从指示第一参数和第二参数的数据的至少一部分生成导出数据。导出的数据是个体的第三参数，其不能被至少两个传感器中的任何一个直接检测到。在一个实施例中，至少一个传感器是从一组特定传感器中选择的生理传感器。在另一个实施例中，第三参数选自一组特定参数。该装置可包括远离传感器的中央监控单元，用于存储数据并将数据传输给接收方。

