



(11) **EP 1 331 880 B1**

(12) **EUROPEAN PATENT SPECIFICATION**

(45) Date of publication and mention of the grant of the patent:
23.05.2007 Bulletin 2007/21

(21) Application number: **01992529.6**

(22) Date of filing: **06.11.2001**

(51) Int Cl.:
A61B 5/05^(2006.01)

(86) International application number:
PCT/EP2001/012829

(87) International publication number:
WO 2002/036004 (10.05.2002 Gazette 2002/19)

(54) **A METHOD AND A DEVICE FOR DETERMINING THE DRY WEIGHT OF A PATIENT WITH KIDNEY FAILURE**

VERFAHREN UND GERÄT ZUR BESTIMMUNG DES TROCKENGEWICHTS EINES PATIENTEN MIT NIERENVERSAGEN.

METHODE ET DISPOSITIF PERMETTANT DE DETERMINER LE POIDS SEC D'UN PATIENT ATTEINT D'UNE INSUFFISANCE RENALE

(84) Designated Contracting States:
AT BE CH CY DE DK ES FI FR GB GR IE IT LI LU MC NL PT SE TR

(30) Priority: **06.11.2000 EP 00124111**

(43) Date of publication of application:
06.08.2003 Bulletin 2003/32

(73) Proprietor: **Fresenius Medical Care Deutschland GmbH**
61352 Bad Homburg v.d.H. (DE)

(72) Inventor: **CHAMNEY, Paul**
St. Albans,
Herts AL1 2HS (GB)

(74) Representative: **Laufhütte, Dieter**
Lorenz-Seidler-Gossel
Widenmayerstrasse 23
80538 München (DE)

(56) References cited:
EP-A- 0 865 763 **US-A- 4 008 712**
US-A- 5 086 781

- **PATENT ABSTRACTS OF JAPAN** vol. 1997, no. 12, 25 December 1997 (1997-12-25) & JP 09 220209 A (SEKISUI CHEM CO LTD), 26 August 1997 (1997-08-26)

EP 1 331 880 B1

Note: Within nine months from the publication of the mention of the grant of the European patent, any person may give notice to the European Patent Office of opposition to the European patent granted. Notice of opposition shall be filed in a written reasoned statement. It shall not be deemed to have been filed until the opposition fee has been paid. (Art. 99(1) European Patent Convention).

Description

[0001] The invention relates to a method and a device for monitoring the fluid status of a patient according to the preamble of claims 1 and 12, respectively.

[0002] The kidneys carry out several functions for maintaining the health of a human body. First, they control the fluid balance by separating any excess fluid from the patient's blood volume. Second, they serve to purify the blood from any waste substances like urea or creatinine. Last not least they also control the levels of certain substances in the blood like electrolytes in order to ensure a healthy and necessary concentration level.

[0003] In case of renal failure all forms of ingested fluid accumulate in body tissues causing increased stress on the circulatory system. This surplus fluid has to be removed during a dialysis treatment by ultrafiltration of the blood. If insufficient fluid is removed the long term consequences can be severe, leading to high blood pressure and cardiac failure. Cardiac failure itself is many times more likely to occur in dialysis patients and it is thought that states of fluid overload are one of the major contributing factors. Removal of too much fluid is also dangerous since the dialysis patient becomes dehydrated and this invariably leads to hypotension.

[0004] The dry weight defines the weight of a patient that would be achieved if the kidneys were working normally. In other words this represents the optimal target weight (or fluid status) which should be achieved in order to minimise cardiovascular risk. Dry weight has always been an elusive problem in routine clinical practise due to lack of quantitative methods for its assessment. Currently the dry weight problem is approached using indirect indicators e.g. blood pressure, echocardiographic investigations and subjective information such as X-rays. Furthermore it has been particularly difficult to define a set of conditions which are universally accepted as the dry weight standard.

[0005] A promising method to derive the fluid status of a patient involves the use of bioimpedance measurements. A small alternating current is applied to two or more electrodes which are attached to a patient and the corresponding potential drop is measured. The various fluid compartments of a human body contribute differently to the measured signals. The use of multiple frequencies allows the intracellular water (ICV) and extracellular water (ECV) volumes to be determined. An example of such a device is described in the international patent application WO 92/19153. However, this document discloses no method regarding how the dry weight of the particular patient can be derived. US-A-5 086 781 discloses a method and apparatus for the determination of a subject's extracellular, intracellular and total body water as a function of bioelectric and anthropometric data, such as the subject's weight.

[0006] Hence there is a need for a non-invasive, accurate and easy to use method for dry weight assessment. This method would be of major benefit to the management of dialysis patients and could significantly reduce hospitalisation costs in the long term. It is hence an object of this invention to provide such a method.

[0007] According to the invention this problem is solved by a method for determining the dry weight $Wgt_{dry}(t)$ of a patient at a time t comprising the steps of determining the extracellular water volume $ECV(t)$ of the patient at the time t , of determining the weight $Wgt(t)$ of the patient at the time t and of deriving the dry weight $Wgt_{dry}(t)$ of the patient from an intersection of a function derived from the determined $ECV(t)$ and $Wgt(t)$ values with a previously established extracellular water volume (ECV) against dry weight (Wgt_{dry}) reference relation representing healthy subjects.

[0008] The inventive method is based on the observation that by looking at the ECV and the weight of a patient both values should approach the ECV and dry weight values of healthy subjects the longer a patient is being treated by renal replacement therapy, i.e. dialysis. Successive measurements therefore directly pinpoint to the intersection with the previously established ECV against Wgt_{dry} reference relation and thus to the dry weight of the patient being treated. In fact it has turned out that a first estimate can be obtained from a single reading for the $ECV(t)$ and $Wgt(t)$ values by deriving a function, most notably a straight line, which can directly be defined by the $ECV(t)$ and $Wgt(t)$ values. The intersection of this function with the ECV against Wgt_{dry} reference relation for healthy subjects can then easily be calculated and thus the dry weight $Wgt_{dry}(t)$ of the patient be derived.

[0009] In a preferred embodiment of the invention $ECV(t)$ is derived by a bioimpedance measurement. The bioimpedance measurement may be a whole body or a segmental measurement.

[0010] In an embodiment of the invention which is particularly easy to apply, the intersection of the function derived from the determined $ECV(t)$ and $Wgt(t)$ values with the previously established ECV against Wgt_{dry} reference relation is determined by using the expression

$$Wgt_{dry}(t) = \frac{ECV(t) - \beta_e \cdot Wgt(t)}{\alpha_e - \beta_e} \quad (1),$$

wherein α_e and β_e are empirically determined coefficients. The coefficient α_e represents the slope of a previously established ECV against Wgt_{dry} reference line, and β_e is the slope of a straight line through the $Wgt(t)/ECV(t)$ data pair.

[0011] An even more advantageous embodiment of the invention involves the storage of several ECV(t_i) and Wgt(t_i) values at times t_i , $i=1\dots j$, preferably between subsequent dialysis treatments. A more accurate estimate of the dry weight Wgt_{dry}(t_j) is thus derived by a linear regression analysis.

[0012] A more refined embodiment of the invention determines a compartmental mass correction $\Delta m(t)$ in order to take into account an individually variable mass of certain body compartments for each patient. This compartmental mass correction $\Delta m(t)$ enables a more accurate comparison with the previously established ECV against Wgt_{dry} reference relation representing healthy subjects which should have been derived from compartmental mass corrected data as well in order to represent some kind of average compartmental mass contribution to the dry body weight Wgt_{dry}.

[0013] In a preferred embodiment of the invention the dry body weight Wgt_{dry}(t) is derived by employing a correction term to equation (1) which is dependent on $\Delta m(t)$:

$$Wgt_{dry}(t) = \frac{ECV(t) - \beta_c \cdot Wgt(t)}{\alpha_c - \beta_c} - \frac{\alpha_c \cdot \Delta m(t)}{\beta_c - \alpha_c} \quad (2).$$

[0014] Examples for compartments which may contribute to $\Delta m(t)$ are fat and muscle tissues. These compartments may vary considerably from one healthy individual to another. If both fat and muscle are considered the compartmental mass correction $\Delta m(t)$ may be decomposed into a fat mass correction $\Delta f(t)$ and a muscle mass correction $\Delta m_{muscle}(t)$ as defined by equation (3):

$$\Delta m(t) = \Delta f(t) + \Delta m_{muscle}(t) \quad (3).$$

[0015] It has to be noted, however, that $\Delta m(t)$ in equation (2) only represents those correction parts of the respective compartments which do not contribute to the ECV(t) value. These compartments add to the weight of a patient, but not to the ECV volume. For the fat mass correction $\Delta f(t)$ it is a useful approximation that the fat mass has no contribution to the ECV volume, i.e. independent of the fat mass and thus $\Delta f(t)$ there is no change in ECV. This is however not true for the muscle compartment. Assuming proportionality between the muscle mass $m_{muscle}(t)$ which has no ECV contributions and the volume ECV_{muscle}(t) of extracellular water in the muscle compartment, a proportionality factor $\lambda_{muscle,ECV}$ may be defined according to equation (4):

$$\lambda_{muscle,ECV} = \frac{ECV_{muscle}(t)}{m_{muscle}(t)} \quad (4).$$

[0016] With the aid of equation (4) the muscle mass correction $\Delta m_{muscle}(t)$ in equation (3) can be derived by equation (5):

$$\Delta m_{muscle}(t) = \left(1 - \frac{\lambda_{muscle,ECV}}{\alpha_c}\right) \Delta M_{muscle}(t) \quad (5),$$

where $\Delta M_{muscle}(t)$ is the total mass correction for the muscle compartment, including also the contributions from the ECV volume.

[0017] In order to determine the compartmental mass correction $\Delta m(t)$ either directly or by further refined mass corrections like the fat mass correction $\Delta f(t)$ and/or the muscle mass correction $\Delta m_{muscle}(t)$ (or $\Delta M_{muscle}(t)$, respectively), another preferred embodiment of the invention makes use of methods and/or further measurements to derive such data.

[0018] Such an embodiment may determine the compartmental mass correction with the help of a measurement of the intracellular water volume ICV(t) of the patient at the time t . As indicated above the ICV(t) and ECV(t) values can be determined simultaneously by the same measurement process.

[0019] As an example, the fat mass correction $\Delta f(t)$ may - in a further mode of the invention - be determined from the ICV(t) and ECV(t) values according to equation (6):

$$\Delta f(t) = Wgt(t) - \frac{(1 - \rho_e \cdot \alpha_e - \rho_i \cdot \alpha_i) \cdot ICV(t)}{\alpha_i} - \rho_i \cdot ICV(t) - \rho_e \cdot ECV(t) \quad (6),$$

where α_i is a further empirical coefficient, and ρ_e and ρ_i are the densities of the ECV and the ICV compartments, respectively (≈ 1 kg/litre).

[0020] In fact the fat mass correction $\Delta f(t)$ - as in the derivation of equation (6) shown below - may very well approximate the total compartmental mass correction $\Delta m(t)$: If $\Delta M_{\text{muscle}}(t)$ does not deviate significantly from the population average $\Delta m_{\text{muscle}}(t)$ may be set to zero and thus $\Delta m(t) \approx \Delta f(t)$. On the other hand it is only the part of $\Delta m_{\text{muscle}}(t)$ which has no ECV contributions which enters equation (3). By redefining $\Delta f(t)$ as simply representing the total of the right hand side of equation (3) it is not even necessary to make the distinction between $\Delta f(t)$ and $\Delta m_{\text{muscle}}(t)$.

[0021] Yet another embodiment of the inventive method also makes use of the ICV(t) value. It derives the dry weight $Wgt_{\text{dry}}(t)$ of the patient at the time t not only from an intersection of a function derived from the determined ECV(t) and $Wgt(t)$ values with a previously established ECV against Wgt_{dry} reference relation representing healthy subjects, but also from an intersection of a function derived from the determined ICV(t) and $Wgt(t)$ values with a previously established ICV against Wgt_{dry} reference relation representing healthy subjects. In this case the dry weight may be derived with the aid of equation (7):

$$Wgt_{\text{dry}}(t) = Wgt(t) - (ECV(t) - \frac{ICV(t)\alpha_e}{\alpha_i})\rho_e \quad (7),$$

where the coefficients have the same meaning as in equation (6).

[0022] It is also an object of the invention to provide a device for a non-invasive, accurate and easy to use dry weight assessment. The invention therefore also concerns a device comprising a microprocessor unit which in turn comprises a microprocessor program storage unit, an input unit to enable the values of ECV(t) and $Wgt(t)$ to be entered into the device, and a computer storage unit for storing the ECV(t) and $Wgt(t)$ values, wherein the microprocessor program storage unit comprises a program for deriving the dry weight $Wgt_{\text{dry}}(t)$ from an intersection of a function derived from the stored ECV(t) and $Wgt(t)$ values with a previously established ECV against Wgt_{dry} reference relation representing healthy subjects.

[0023] In a preferred embodiment of the invention the device further comprises means for determining the ECV(t) value and/or the $Wgt(t)$ value. The means for determining the ECV(t) value may be a bioimpedance device, applied in a whole body or segmental measurement mode.

[0024] The input unit may be a manual user interface such as a keyboard in order to enable the input of the ECV(t) and $Wgt(t)$ values. In a particularly convenient embodiment the means for determining the ECV(t) value and/or the means for determining the $Wgt(t)$ value are directly linked to the input unit which contains a corresponding interface in this case. The manual input of these values is then no longer necessary.

[0025] In further embodiments of the invention the program in the microprocessor storage unit employs equation (1) or a linear regression analysis as outlined above in order to derive the dry weight $Wgt_{\text{dry}}(t)$.

[0026] A further improved mode of the device according of the invention makes use of a compartmental mass correction $\Delta m(t)$ as described in equation (2). For the determination of $\Delta m(t)$ the device may also comprise means for determining the ICV(t) value, preferably a bioimpedance device which simultaneously measures the ECV(t) and ICV(t) values. In this device the input unit also enables entering the ICV(t) value and the computer storage unit is able to store the ICV(t) value. The program for deriving the dry body weight $Wgt_{\text{dry}}(t)$ is then determining the compartmental mass correction $\Delta m(t)$ by using this ICV(t) value. For this purpose equation (6) may be implemented in the program.

[0027] In another embodiment of the device according to the invention and also using the ICV(t) value, the program stored in the microprocessor storage unit comprises a program part to derive the dry weight $Wgt_{\text{dry}}(t)$ also from an intersection of a function derived from the determined ICV(t) and $Wgt(t)$ values with a previously established ICV against Wgt_{dry} reference relation representing healthy subjects.

[0028] For an improved understanding of the invention non-restrictive examples will be described with reference to

the appended drawings in which

Figure 1 shows an illustration of typical body composition ratios of the human body,

5 Figure 2 schematically shows an embodiment of a device for determining the dry weight of a patient according to the invention,

Figure 3a shows a bioimpedance electrode arrangement for whole body bioimpedance measurements,

10 Figure 3b shows a bioimpedance electrode arrangement for segmental body bioimpedance measurements,

Figure 4 shows an illustration of a bioimpedance measurement for determining the ECV and/or ICV contributions,

15 Figure 5a shows an ECV against weight diagram graphically illustrating the finding of the dry weight $Wgt_{dry}(t)$ according to a first embodiment of the method according to the invention,

20 Figure 5b shows an ECV against weight diagram with subsequent $Wgt(t_i)/ECV(t_i)$ measurements for a dialysis patient (triangles) with a straight line obtained by regression analysis and the corresponding finding of the dry weight $Wgt_{dry}(t)$ according to a second embodiment of the method according to the invention;

Figure 6 shows an ECV against weight diagram graphically illustrating the influence of a fat mass correction term $\Delta f(t)$ for a third embodiment of the method according to the invention, and

25 Figure 7 shows an ECV against weight and an ICV against weight diagram graphically illustrating a fourth embodiment of the method according to the invention which also takes a fat mass correction $\Delta f(t)$ into account.

30 **[0029]** The composition of the human body can be described by a number of compartments which may be expressed as typical fractions of the total body weight as indicated in Figure 1. In patients with kidney failure the ECV becomes expanded due to the ingestion of water. Other compartments are thought to be largely unaffected by changes in a patient's fluid status. Consequently measurement of the ECV is clearly a useful parameter which could help with dry weight management.

35 **[0030]** In order to support normal homeostasis a minimum ECV must be required for a given weight. Hence to a good approximation ECV is linearly proportional to weight and may be determined via prediction formulae. According to Guyton physiology (A.C. Guyton: Textbook of Medical Physiology, W.B. Saunders Company, 1991) there is approximately 15 litres of ECV for a weight of 70 kg for a healthy subject with normal fluid and nutrition status. New investigations on healthy subjects revealed the following reference relation between measured ECV and measured Wgt_{dry} :

40
$$ECV = \alpha_e \cdot Wgt_{dry} \quad (8),$$

with $\alpha_e = 0,214$ litres/kg for females and $\alpha_e = 0,239$ litres/kg for males. The value for α_e expressed as a ratio is 14,98/70 and 16,73/170. This is very close to the relationship given by Guyton physiology.

45 **[0031]** The invention is based on the observation that dialysis patients have an expanded ECV and that therefore the measured ECV must be higher for a given weight than for healthy subjects. If the weight of a fluid overloaded dialysis patient is reduced over many treatments by removal of fluid then the measured ECV should fall, too. Eventually the ECV of the dialysis patient should converge to or close to that of a healthy subject with no renal failure.

50 **[0032]** An embodiment of a device for determining the dry weight Wgt_{dry} of a patient according to the invention is shown in Figure 2. The device 10 comprises a microprocessor unit 1 which in turn comprises a microprocessor program storage unit 1a. By means of a link 4 the microprocessor unit 1 is connected to an input unit 2 and a computer storage unit 3. A program for deriving the dry weight $Wgt_{dry}(t)$ of a patient at a time t is stored in the microprocessor program storage unit 1a.

55 **[0033]** In a first embodiment the microprocessor program derives the dry weight $Wgt_{dry}(t)$ as follows according to the invention: The extracellular water volume $ECV(t)$ of the patient at the time t is determined and entered into the input unit 2 which passes the value to the computer storage unit 3 where it is stored.

[0034] The weight $Wgt(t)$ of the patient at the time t is also determined and processed similarly. The program for deriving the dry weight $Wgt_{dry}(t)$ is capable of calculating an intersection between a function derived from the stored

ECV(t) and Wgt(t) values and the previously established ECV against Wgt_{dry} reference line representing healthy subjects according to equation (8). The function derived from the stored ECV(t) and Wgt(t) values reflects the fact that these values can only change in a particular manner in the predicted progress of dialysis therapy.

[0035] To determine the ECV(t) value means 5 are provided which are connected to the input unit 2 by a link 6. The means 5 is a bioimpedance measurement device. For the bioimpedance measurement various electrode arrangements are possible. In Figure 2 only two electrode elements 5a and 5b are attached to the bioimpedance measurement device 5. Each of the electrode units 5a and 5b consists of a current injection electrode and a potential pick up electrode (not shown). By applying the two electrode units 5a and 5b to the wrist and the ankle of a patient, respectively, as outlined in Figure 3a, the whole body impedance may be determined. Under this electrode configuration the body is assumed to be a homogenous cylinder. However by use of electrodes on limbs, segmental sections of the body may be isolated allowing localised volume measurements. This has the advantage that localised volume measurements are possible and an improved accuracy in the determination of the whole body fluid status may be achieved. Such a configuration is displayed in Figure 3b. Additional electrode units 5a' and 5b' are attached close to the corresponding shoulder and the hip of the patient enabling a segmental approach to the body elements leg, arm and trunk.

[0036] The ECV(t) value is determined by exploiting the fact that the electrical impedance of body tissue changes as currents of different alternating frequencies are applied to the patient via the electrodes. At low frequencies the cells behave as insulators and the applied current passes only through the ECV spaces. At high frequencies the cells become conductive and thus current passes through both the ICV and ECV spaces. This is illustrated in Figure 4. Measurement of the impedance over at least two frequencies, better over a range of frequencies, allows an impedance locus to be constructed from which the resistance of the ICV and ECV components may be determined. Hence the volumes of the respective compartments can then be calculated from the resistance information, based on compartment resistivity constants available from prior studies for which the volumes were also determined by dilution measurements.

[0037] A bioimpedance device performing such calculations is distributed by Xitron Technologies under the trademark Hydra™. Details about this device are disclosed in the international patent application WO 92/19153.

[0038] An advantage of a first mode of the invention is that only ECV values need to be determined. Therefore only measurements at frequencies being low enough are necessary which have negligible contributions from the ICV compartment. Due to this fact the ECV values can be determined much more accurately than the ICV values for which frequencies are necessary which always lead to contributions from both compartments.

[0039] Other methods proposed in the art address the fluid status of a patient by involving the ICV compartment as well, like analyzing ratios of the kind $ECV/(ECV+ICV)$ or ECV/ICV . Since there is always a discussion how well the impedance locus represents the different compartments such approaches inherently contain deficiencies which are avoided by the claimed invention as no simultaneous analysis of the two compartments remains necessary. (In fact the ICV value may instead be used for a second order correction as will be described below.)

[0040] Returning to the embodiment shown in Figure 2, means 7 are also provided for determining the weight Wgt(t) of the patient which are connected to the input unit 2 by a link 8. The means 7 consist of a scales device which are well known in the art.

[0041] In the embodiment shown in Figure 2 the input unit 2 contains an interface by which the values for ECV(t) and Wgt(t) are directly transferred via the link 4 to the computer storage unit 3. It may also be possible that the determined values for ECV(t) and Wgt(t) are manually entered into the input unit 2 by a user.

[0042] A first procedure according to which the program stored in the microprocessor program storage unit 1a derives the dry weight $Wgt_{dry}(t)$ is illustrated in Figure 5a: In this figure the reference relation between the ECV and Wgt_{dry} for healthy subjects is given as a straight line with slope α_e according to equation (8). A single Wgt(t) and ECV(t) measurement of a dialysis patient is denoted by the offline circle. The program for deriving the dry weight $Wgt_{dry}(t)$ of the dialysis patient is now using equation (1) to derive $Wgt_{dry}(t)$. This equation represents the calculation of the intersection IS of a line through the Wgt(t)/ECV(t) data point with the reference line. This line has the slope β_e . This slope is expected to be close to $1/\rho_e$, i.e. in a first estimate the program uses $\beta_e = 1$ litre/kg. The weight coordinate of the intersection directly gives the sought $Wgt_{dry}(t)$ value.

[0043] Figure 5b shows the ECV(t) and Wgt(t) values for a single patient between several subsequent dialysis treatments (triangles), the measurements being made directly before the beginning of a dialysis treatment (pre-dialysis). By successive reduction in post dialysis weight the Wgt(t)/ECV(t) measurement pairs shift increasingly closer to the values predicted for a healthy subject indicating a progressive improvement in the fluid status of the patient. To improve the accuracy of the calculated $Wgt_{dry}(t)$ value, a straight line may be fitted to the Wgt(t)/ECV(t) measurement pairs by linear regression analysis according to a second embodiment. In fact these straight lines turned out to have a slope of approximately 1 litre/1 kg, suggesting that most of the excess fluid accumulated and hence weight gain is really sequestered in the ECV compartment. As in the case of a single measurement pair the intersection IS of the straight line with the ECV against Wgt_{dry} reference for healthy subjects directly identifies the dry weight $Wgt_{dry}(t)$ of the patient. In Figure 5b one obtains a value of $Wgt_{dry}(t) = 81.6$ kg using this method.

[0044] The computer storage unit 3 of the device 10 is hence also able to store Wgt(t)/ECV(t) data pairs for various

times t_i , which are preferably be acquired directly before subsequent dialysis treatments $i=1\dots j$, as represented by the measurements shown in Figure 5b. The program for deriving the dry weight $Wgt_{dry}(t_j)$ at the latest time t_j is then able to retrieve all $Wgt(t_i)/ECV(t_i)$ data pairs from the computer storage unit 3. Depending on the scatter of the data the program performs a linear regression analysis either with the constraint that the slope β_e has a fixed value (e.g. $\beta_e = 1$ litre/kg) or not, or both to offer the user the results of both calculations. Taking an arbitrary Wgt/ECV data pair on the derived straight line function for $ECV(t)$ and $Wgt(t)$ in equation (1), the dry weight $Wgt_{dry}(t_j)$ is determined with the help of equation (1) as well. Further statistical information (e.g., correlation coefficients etc.) as is known in the art of regression analysis may be provided in addition.

[0045] In order to further improve the accuracy of the derived dry weight $Wgt_{dry}(t)$ the program stored in the micro-processor program storage unit 1a has - in a third embodiment - a further section which takes a compartmental mass correction $\Delta m(t)$ into account which accounts for individual variations of the dry weight in certain compartments like the fat and/or muscle compartment of a human being. The dry weight $Wgt_{dry}(t)$ is then calculated according to equation (2).

[0046] The influence of the mass correction $\Delta m(t)$ in terms of the fat mass correction $\Delta f(t)$ is illustrated by Figure 1: Apart from the ECV and ICV contributions to the total body weight the next most important contribution is attributed to fat mass. Other compartments are an order of magnitude less relevant. For the sake of simplicity, all remaining body mass which is neither ECV nor ICV may be regarded as "the fat mass compartment". The fat mass correction $\Delta f(t)$ originates from this compartment. (it may also be possible to consider other compartments like muscle mass explicitly as outlined by equation (3).)

[0047] It is this particular "average" fat compartment which may vary considerably from subject to subject, for healthy subjects as well as for dialysis patients. This variation will lead to some error in the $Wgt_{dry}(t)$ data if it is not considered. In fact the reference line according to equation (8) has been established by normalizing the weight data in healthy subjects by taking Δf into account.

[0048] Referring to Figure 6 the impact of $\Delta f(t)$ becomes apparent: Taking the reference line of healthy subjects with slope α_e and the middle line of the three lines with slope β_e , one would have the same situation as in Figure 5a. In case the dialysis patient does not have a "normal body fat mass", the weight $Wgt(t)$ of the patient is shifted to the left or to the right by the fat mass correction $\Delta f(t)$, depending on whether the patient has a reduced or an increased body fat mass, respectively. In the latter two cases the intersections IS' and IS'' would lead to an inaccurate dry weight $Wgt_{dry}(t)$ value. Instead the dry weight $Wgt_{dry}(t)$ is given by the weight values of the respective circled data points, i.e. an amount e_{DW} has to be added or subtracted from the calculated intersection weight value. This amount e_{DW} is given by the second term in equation (2), by which equation (2) differs from the simplified equation (1).

[0049] As is also apparent from Figure 6 the fat mass correction $\Delta f(t)$ is considered by equation (2) as a contribution which adds to the weight $Wgt(t)$, but not to the $ECV(t)$ value. In case compartmental corrections are explicitly considered which have contributions from the ECV volume, only those parts contribute to the compartmental mass correction $\Delta m(t)$ which have no contributions from the ECV volume.

[0050] In order to derive the fat mass correction $\Delta f(t)$ itself, the program may make use of equation (6). For this purpose the means 5 for determining the $ECV(t)$ value is also a means for determining the $ICV(t)$ value. As has been outlined above there are devices available on the market which measure both values simultaneously.

[0051] Equation (6) is based on the following relations: A relation similar to equation (8) can be defined between the ICV and Wgt_{dry} for healthy subjects, i.e.

$$ICV = \alpha_i \cdot Wgt_{dry} \quad (9).$$

[0052] A survey has revealed the following values of the coefficients: $\alpha_j=0,253$ litres/kg for females and $\alpha_i=0,333$ litres/kg for males.

[0053] The values - as in the determination of the values of the coefficients of equation (8) - have been found in an optimization strategy to fit measured weights of healthy subject to a sum of the ECV, the ICV and the fat mass compartments.

[0054] The latter is in turn divided into an average fat mass and an individual fat mass correction Δf compartment. The fat mass correction Δf was the only free parameter for a given measured total weight during the optimization calculation which took into account the individuality of the various healthy subjects.

[0055] Furthermore its has been revealed in this study that the ICV volumes do not significantly differ from treatment to treatment for a dialysis patient. In case the patient is neither catabolic or anabolic this volume should even be identical to the ICV volumes of healthy subjects. After having established the coefficients of equation (9) it is therefore possible to divide the total body mass of a dialysis patient into the ICV part which can be determined by the measured $ICV(t)$ value multiplied by the corresponding density ρ_i , into the ECV part which can be determined by the measured $ECV(t)$ value multiplied by the corresponding density ρ_e and which is the sum of a part ECV_N representing the healthy value

and a deviation ΔECV which accounts for the disturbed fluid balance in a dialysis patient (see Figure 6), the average fat mass contribution and, last not least, the fat mass correction $\Delta f(t)$. The average fat mass contribution is not a free parameter in the calculation as it can be expressed as dry body weight of average and healthy subjects minus the ICV and ECV contributions of these subjects. The dry body weight of healthy and average subjects is then substituted by

equation (9). As a result equation (6) is found where $\Delta f(t)$ remains the only unknown parameter.

[0056] For the densities ρ_e and ρ_i the program uses 1 kg/litre as these compartments basically consist of water.

[0057] Patients who just start dialysis therapy show ICV volumes that are slightly increased compared with the rather steady values found after some dialysis treatments. The outlined procedure to determine the fat mass correction $\Delta f(t)$ is however still a good approximation even in this case.

[0058] In a fourth embodiment the dry weight $Wgt_{dry}(t)$ of a patient is derived not only from an intersection of a function derived from the determined $ECV(t)$ and $Wgt(t)$ values with a previously established ECV against Wgt_{dry} reference relation representing healthy subjects, but also from an intersection of a function derived from the determined $ICV(t)$ and $Wgt(t)$ values and a previously established ICV against Wgt_{dry} reference relation representing healthy subjects.

[0059] The method which is used by the program stored in the microprocessor program storage unit 1a to derive the dry weight $Wgt_{dry}(t)$ according to the fourth embodiment is illustrated in Figure 7 where both a previously established ECV against Wgt_{dry} reference relation and a previously established ICV against Wgt_{dry} reference relation representing healthy subjects are shown. The shown relations simply correspond to equations (8) and (9), i.e. they are given by straight lines with slopes α_e and α_i , respectively.

[0060] This embodiment takes advantage of the fact any compartmental mass correction $\Delta m(t)$ for patients deviating from normal dry weight will cause a horizontal shift on the x-axis which is identical for both reference relations. Assuming further - as an preferred mode - that the compartmental mass correction $\Delta m(t)$ is set equal to a fat mass correction $\Delta f(t)$ which in turn neither has any ECV or ICV contributions, the compartmental mass correction $\Delta m(t)$ is solely represented by a horizontal shift with no vertical shift - similarly as shown in Figure 6.

[0061] The weight thus obtained is the target dry weight $Wgt_{dry}(t)$ for this individual patient. Due to overhydration the measured weight $Wgt(t)$ will be larger than $Wgt_{dry}(t)$. The difference of the two parameters, the overhydration weight $\Delta Wgt_{oh}(t)$, may again be represented by functions connecting the $ECV_N/Wgt_{dry}(t)$ and $ICV_N/Wgt_{dry}(t)$ data points, respectively, with the measured $ECV(t)/Wgt(t)$ and $ICV(t)/Wgt(t)$ data points, respectively. In the mode shown in Figure 7 these function are taken as straight lines with slopes β_e and β_i . Similar to the derivation of equation (1) β_i is set to 0 litres/kg.

[0062] The program stored in the microprocessor storage unit 1 a makes now use of equation (7) which is derived from the above mentioned fact that the shifted functions accounting for the overhydration weight $\Delta Wgt_{oh}(t)$ in the ECV against weight and ICV against weight diagrams have to be shifted by the same amount $\Delta f(t)$ horizontally to intersect with the corresponding reference relations for healthy subjects, i.e. at the intersections IS_e and IS_i .

[0063] Independent of whether a fat mass correction $\Delta f(t)$ is taken into account or not and which embodiment of a method to derive the dry weight $Wgt_{dry}(t)$ is implemented in the microprocessor program, the result for $Wgt_{dry}(t)$ is finally passed on to an output unit 9 which is a display device and which displays the result to a user. Further intermediate results like the measurement values or the fat mass correction $\Delta f(t)$ might add to the informative character of the display.

[0064] The disclosed device and method according to the invention is hence able to provide for a powerful technique for the management of dry weight. It is obvious that the scope of the claimed invention is not limited to the equation (8) as far as the previously established ECV against Wgt_{dry} reference relation for healthy subjects is concerned. Any other established relation can be used instead.

[0065] Management of any patient is possible, independent of the treatment modality, i.e. the invention is applicable for hemodialysis, hemofiltration, hemodiafiltration or any forms of peritoneal dialysis (all these treatment modalities are summarized throughout this patent application by the terminology "a dialysis treatment"). Furthermore, measurement in virtually any setting would be practical including the home, clinic, dialysis unit, ward or intensive care environment.

Claims

1. A method for determining the dry weight $Wgt_{dry}(t)$ of a patient at a time t comprising the steps of:

determining the extracellular water volume $ECV(t)$ of the patient at the time t ,
determining the weight $Wgt(t)$ of the patient at the time t ,
deriving the dry weight $Wgt_{dry}(t)$ of the patient from an intersection of a function derived from the determined $ECV(t)$ and $Wgt(t)$ values with a previously established extracellular water volume ECV against dry weight Wgt_{dry} reference relation representing healthy subjects.

2. The method according to claim 1 characterized in that $ECV(t)$ is derived from a bioimpedance measurement.

3. The method according to claim 2 **characterized in that** the bioimpedance measurement is a whole body measurement.
4. The method according to claim 2 **characterized in that** the bioimpedance measurement is a segmental measurement.
5. The method according to any of the preceding claims **characterized in that** $Wgt_{dry}(t)$ is determined using the following expression:

$$Wgt_{dry}(t) = \frac{ECV(t) - \beta_e \cdot Wgt(t)}{\alpha_e - \beta_e},$$

where α_e and β_e are empirically determined coefficients.

6. The method according to any of the preceding claims **characterized in that** the $ECV(t_i)$ and $Wgt(t_i)$ values of a patient at times t_i , $i=1\dots j$, are stored and that the dry body weight $Wgt_{dry}(t_j)$ is derived by a linear regression analysis.
7. The method according to any of the preceding claims **characterized in that** a compartmental mass correction $\Delta m(t)$ is determined in order to derive the dry body weight $Wgt_{dry}(t)$ from the determined weight $Wgt(t)$.
8. The method according to claim 7 **characterized in that** the dry weight $Wgt_{dry}(t)$ is derived by the following expression:

$$Wgt_{dry}(t) = \frac{ECV(t) - \beta_e \cdot Wgt(t)}{\alpha_e - \beta_e} - \frac{\alpha_e \cdot \Delta m(t)}{\beta_e - \alpha_e},$$

where α_e and β_e are empirically determined coefficients.

9. The method according to claims 7 or 8 **characterized in that** the compartmental mass correction $\Delta m(t)$ encompasses a fat mass correction $\Delta f(t)$ and/or a muscle mass correction $\Delta m_{muscle}(t)$.
10. The method according to any of the claim 7 or 8 **characterized in that** the intracellular water volume $ICV(t)$ is determined for the patient at the time t and that the determined $ICV(t)$ is used to derive the compartmental mass correction $\Delta m(t)$.
11. The method according to claim 1 **characterized in that** the method for determining the dry weight $Wgt_{dry}(t)$ of a patient at a time t further comprises the steps of determining the intracellular water volume $ICV(t)$ of the patient at the time t and of deriving the dry weight $Wgt_{dry}(t)$ of the patient also from an intersection of a function derived from the determined $ICV(t)$ and $Wgt(t)$ values with a previously established intracellular water volume ICV against Wgt_{dry} reference relation representing healthy subjects.
12. A device (10) for carrying out the method according to any of the preceding claims comprising a microprocessor unit (1) which in turn comprises a microprocessor program storage unit (1 a), an input unit (2) to enable entering the values of $ECV(t)$ and $Wgt(t)$, a computer storage unit (3) for storing the $ECV(t)$ and $Wgt(t)$ values, wherein the microprocessor program storage unit (1a) comprises a program for deriving the dry weight $Wgt_{dry}(t)$ from an intersection (IS) of a function derived from the stored $ECV(t)$ and $Wgt(t)$ values with a previously established ECV against Wgt_{dry} reference relation representing healthy subjects.
13. The device according to claim 12 **characterized in that** it further comprises means (5) for determining the $ECV(t)$ value.
14. The device according to claims 12 or 13 **characterized in that** it further comprises means (7) for determining the

Wgt(t) value.

15. The device according to claim 13 **characterized in that** the means (5) for determining the ECV(t) value is a bioimpedance measurement device.

16. The device according to claim 12 **characterized in that** the input unit (2) is a manual user interface, preferably a keyboard.

17. The device according to any of the claims 12 to 16 **characterized in that** the input unit (2) comprises an interface to the means (5) for determining the ECV(t) value and/or the means (7) for determining the Wgt(t) value.

18. The device according to any of the claims 12 to 17 **characterized in that** the program for deriving the dry body weight $Wgt_{dry}(t)$ uses the following expression:

$$Wgt_{dry}(t) = \frac{ECV(t) - \beta_e \cdot Wgt(t)}{\alpha_e - \beta_e},$$

where α_e and β_e are empirically determined coefficients.

19. The device according to any of the claims 12 to 18 **characterized in that** the computer storage unit (3) is capable of storing the $ECV(t_i)$ and $Wgt(t_i)$ values of a patient at times $t_i, i=1\dots j$, and that the program for deriving the dry weight $Wgt_{dry}(t_j)$ uses a linear regression analysis.

20. The device according to any of the claims 12 to 19 further comprising an output unit (9) that is linked to the microprocessor unit for outputting, preferably displaying the derived $Wgt_{dry}(t)$ value.

21. The device according to any of the claims 12 to 20 **characterized in that** the program stored in the microprocessor program storage unit (1 a) is suitable to determine a compartmental mass correction $\Delta m(t)$ in order to derive the dry body weight $Wgt_{dry}(t)$ from the determined weight $Wgt(t)$.

22. The device according to claim 21 **characterized in that** the program for deriving the dry body weight $Wgt_{dry}(t)$ uses the following expression:

$$Wgt_{dry}(t) = \frac{ECV(t) - \beta_e \cdot Wgt(t)}{\alpha_e - \beta_e} - \frac{\alpha_e \cdot \Delta m(t)}{\beta_e - \alpha_e},$$

where α_e , and β_e are empirically determined coefficients.

23. The device according to any of the claims 21 or 22 **characterized in that** the input unit (2) is also suitable to enable entering a value for the intracellular water volume $ICV(t)$ of the patient at the time t, the computer storage unit (3) is able to store the $ICV(t)$ value and that the program for deriving the dry body weight $Wgt_{dry}(t)$ uses the $ICV(t)$ value in order to determine the compartmental mass correction $\Delta m(t)$.

24. The device according to claims 23 **characterized in that** the device further comprises means for determining the $ICV(t)$ value, preferably a bioimpedance device.

25. The device according to claim 12 **characterized in that** input unit (2) is also suitable to enable entering a value for the intracellular water volume $ICV(t)$ of the patient at the time t, the computer storage unit (3) is able to store the $ICV(t)$ value and that the program for deriving the dry weight $Wgt_{dry}(t)$ of a patient at a time t further comprises a part to derive the dry weight $Wgt_{dry}(t)$ also from an intersection of a function derived from the determined $ICV(t)$ and $Wgt(t)$ values with a previously established intracellular water volume ICV against Wgt_{dry} reference relation repre-

senting healthy subjects.

Patentansprüche

- 5
1. Verfahren zur Bestimmung des Trockengewichts $Wgt_{dry}(t)$ eines Patienten zu einem Zeitpunkt t, das die Schritte umfasst:
- Bestimmung des extrazellulären Wasservolumens $ECV(t)$ des Patienten zum Zeitpunkt t,
 Bestimmung des Gewichts $Wgt(t)$ des Patienten zum Zeitpunkt t,
 Ableitung des Trockengewichts des Patienten $Wgt_{dry}(t)$ aus einem Schnittpunkt einer von den bestimmten $ECV(t)$ - und $Wgt(t)$ -Werten abgeleiteten Funktion und einer zuvor aufgestellten Referenzbeziehung zwischen dem extrazellulären Wasservolumen ECV und dem Trockengewicht Wgt_{dry} , die gesunde Personen abbildet.
- 10
- 15 2. Verfahren nach Anspruch 1, **dadurch gekennzeichnet, dass** $ECV(t)$ aus einer Messung der Bioimpedanz abgeleitet wird.
3. Verfahren nach Anspruch 2, **dadurch gekennzeichnet, dass** es sich bei der Messung der Bioimpedanz um eine Ganzkörpermessung handelt.
- 20 4. Verfahren nach Anspruch 2, **dadurch gekennzeichnet, dass** es sich bei der Messung der Bioimpedanz um eine segmentale Messung handelt.
5. Verfahren nach einem der vorhergehenden Ansprüche, **dadurch gekennzeichnet, dass** $Wgt_{dry}(t)$ unter Anwendung des folgenden Ausdrucks bestimmt wird:
- 25

$$Wgt_{dry}(t) = \frac{ECV(t) - \beta_e \cdot Wgt(t)}{\alpha_e - \beta_e},$$

wobei es sich bei α_e und β_e um experimentell bestimmte Koeffizienten handelt.

- 35 6. Verfahren nach einem der vorhergehenden Ansprüche, **dadurch gekennzeichnet, dass** die $ECV(t_i)$ - und $Wgt(t_i)$ -Werte eines Patienten zu den Zeitpunkten $t_i, i=1 \dots j$, gespeichert werden und dass das Trockengewicht $Wgt_{dry}(t_j)$ durch eine lineare Regressionsanalyse abgeleitet wird.
- 40 7. Verfahren nach einem der vorhergehenden Ansprüche, **dadurch gekennzeichnet, dass** eine kompartimentelle Massenkorrektur $\Delta m(t)$ bestimmt wird, um das Trockengewicht $Wgt_{dry}(t)$ aus dem bestimmten Gewicht $Wgt(t)$ abzuleiten.
8. Verfahren nach Anspruch 7, **dadurch gekennzeichnet, dass** das Trockengewicht $Wgt_{dry}(t)$ unter Anwendung des folgenden Ausdrucks bestimmt wird:
- 45

$$Wgt_{dry}(t) = \frac{ECV(t) - \beta_e \cdot Wgt(t)}{\alpha_e - \beta_e} - \frac{\alpha_e \cdot \Delta m(t)}{\beta_e - \alpha_e},$$

wobei es sich bei α_e und β_e um experimentell bestimmte Koeffizienten handelt.

- 50
- 55 9. Verfahren nach Anspruch 7 oder 8, **dadurch gekennzeichnet, dass** die kompartimentelle Massenkorrektur $\Delta m(t)$ eine Fettmassekorrektur $\Delta f(t)$ und/oder eine Muskelmassekorrektur $\Delta m_{muscle}(t)$ umfasst.

10. Verfahren nach einem der Ansprüche 7 oder 8, **dadurch gekennzeichnet, dass** das intrazelluläre Wasservolumen $ICV(t)$ zum Zeitpunkt t für den Patienten bestimmt wird und dass das bestimmte $ICV(t)$ zur Ableitung der kompartimentellen Massenkorrektur $\Delta m(t)$ verwendet wird.
- 5 11. Verfahren nach Anspruch 1, **dadurch gekennzeichnet, dass** das Verfahren zur Bestimmung des Trockengewichts $Wgt_{dry}(t)$ eines Patienten zu einem Zeitpunkt t darüber hinaus die Schritte der Bestimmung des intrazellulären Wasservolumens $ICV(t)$ des Patienten zum Zeitpunkt t und der Ableitung des Trockengewichts $Wgt_{dry}(t)$ des Patienten auch aus einem Schnittpunkt einer von den bestimmten $ICV(t)$ - und $Wgt(t)$ -Werten abgeleiteten Funktion und einer zuvor aufgestellten Referenzbeziehung zwischen dem intrazellulären Wasservolumen ICV und Wgt_{dry} , die gesunde Personen abbildet, umfasst.
- 10 12. Gerät (10) zur Durchführung des Verfahrens nach einem der vorstehenden Ansprüche, umfassend eine Mikroprozessoreinheit (1), die wiederum eine Mikroprozessor-Programmspeichereinheit (1a) umfasst, eine Eingabeeinheit (2), um die Eingabe der Werte von $ECV(t)$ und $Wgt(t)$ zu ermöglichen,
- 15 eine Rechner-Speichereinheit (3) zur Speicherung der $ECV(t)$ - und $Wgt(t)$ -Werte, wobei die Mikroprozessor-Programmspeichereinheit (1a) ein Programm zur Ableitung des Trockengewichts $Wgt_{dry}(t)$ aus einem Schnittpunkt (IS) einer aus den gespeicherten $ECV(t)$ - und $Wgt(t)$ -Werten abgeleiteten Funktion und einer zuvor aufgestellten Referenzbeziehung zwischen ECV und Wgt_{dry} , die gesunde Personen abbildet, umfasst.
- 20 13. Gerät nach Anspruch 12, **dadurch gekennzeichnet, dass** es darüber hinaus Mittel (5) zur Bestimmung des $ECV(t)$ -Wertes umfasst.
14. Gerät nach Anspruch 12 oder 13, **dadurch gekennzeichnet, dass** es darüber hinaus Mittel (7) zur Bestimmung des $Wgt(t)$ -Wertes umfasst.
- 25 15. Gerät nach Anspruch 13, **dadurch gekennzeichnet, dass** es sich bei den Mitteln (5) zur Bestimmung des $ECV(t)$ -Wertes um ein Bioimpedanz-Messgerät handelt.
16. Gerät nach Anspruch 12, **dadurch gekennzeichnet, dass** es sich bei der Eingabeeinheit (2) um eine manuelle Benutzerschnittstelle, bevorzugt eine Tastatur, handelt.
- 30 17. Gerät nach einem der Ansprüche 12 bis 16, **dadurch gekennzeichnet, dass** die Eingabeeinheit (2) eine Schnittstelle zu den Mitteln (5) zur Bestimmung des $ECV(t)$ -Wertes und/oder zu den Mitteln (7) zur Bestimmung des $Wgt(t)$ -Wertes umfasst.
- 35 18. Gerät nach einem der Ansprüche 12 bis 17, **dadurch gekennzeichnet, dass** das Programm zur Ableitung des Trockengewichts $Wgt_{dry}(t)$ den folgenden Ausdruck verwendet:

$$Wgt_{dry}(t) = \frac{ECV(t) - \beta_e \cdot Wgt(t)}{\alpha_e - \beta_e},$$

40 wobei es sich bei α_e und β_e um experimentell bestimmte Koeffizienten handelt.

- 45 19. Gerät nach einem der Ansprüche 12 bis 18, **dadurch gekennzeichnet, dass** die Rechner-Speichereinheit (3) zur Speicherung der $ECV(t_i)$ - und $Wgt(t_i)$ -Werte eines Patienten zu den Zeitpunkten t_j , $i=1\dots j$, fähig ist und dass das Programm zur Ableitung des Trockengewichts $Wgt_{dry}(t_j)$ eine lineare Regressionsanalyse verwendet.
- 50 20. Gerät nach einem der Ansprüche 12 bis 19, das darüber hinaus eine Ausgabeeinheit (9) umfasst, die zu Ausgabezwecken mit der Mikroprozessoreinheit verbunden ist und bevorzugt den bestimmten $Wgt_{dry}(t)$ -Wert darstellt.
21. Gerät nach einem der Ansprüche 12 bis 20, **dadurch gekennzeichnet, dass** das in der Mikroprozessor-Programmspeichereinheit (1a) gespeicherte Programm zur Bestimmung einer kompartimentellen Massenkorrektur $\Delta m(t)$, um das Trockengewicht $Wgt_{dry}(t)$ aus dem bestimmten Gewicht $Wgt(t)$ abzuleiten, geeignet ist.
- 55 22. Gerät nach Anspruch 21, **dadurch gekennzeichnet, dass** das Programm zur Ableitung des Trockengewichts

Wgt_{dry}(t) den folgenden Ausdruck verwendet:

$$Wgt_{dry}(t) = \frac{ECV(t) - \beta_e \cdot Wgt(t)}{\alpha_e - \beta_e} - \frac{\alpha_e \cdot \Delta m(t)}{\beta_e - \alpha_e},$$

wobei es sich bei α_e und β_e um experimentell bestimmte Koeffizienten handelt.

23. Gerät nach einem der Ansprüche 21 oder 22, **dadurch gekennzeichnet, dass** die Eingabeeinheit (2) darüber hinaus auch dazu geeignet ist, die Eingabe eines Wertes für das intrazelluläre Wasservolumen ICV(t) des Patienten zum Zeitpunkt t zu ermöglichen, dass die Rechner-Speichereinheit (3) zur Speicherung des ICV(t)-Wertes fähig ist, und dass das Programm zur Ableitung des Trockengewichts Wgt_{dry}(t) den ICV(t)-Wert verwendet, um die kompartimentelle Massenkorrektur $\Delta m(t)$ zu bestimmen.

24. Gerät nach Anspruch 23, **dadurch gekennzeichnet, dass** das Gerät darüber hinaus Mittel zur Bestimmung des ICV(t)-Wertes, bevorzugt ein Bioimpedanzgerät, umfasst.

25. Gerät nach Anspruch 12, **dadurch gekennzeichnet, dass** die Eingabeeinheit (2) auch dazu geeignet ist, die Eingabe eines Wertes für das intrazelluläre Wasservolumen ICV(t) des Patienten zum Zeitpunkt t zu ermöglichen, dass die Rechner-Speichereinheit (3) zur Speicherung des ICV(t)-Wertes fähig ist, und dass das Programm zur Ableitung des Trockengewichts Wgt_{dry}(t) eines Patienten zum Zeitpunkt t darüber hinaus einen Teil zur Ableitung des Trockengewichts Wgt_{dry}(t) auch aus einem Schnittpunkt einer von den bestimmten ICV(t)- und Wgt(t)-Werten abgeleiteten Funktion und einer zuvor aufgestellten Referenzbeziehung zwischen dem intrazellulären Wasservolumen ICV und Wgt_{dry}, die gesunde Personen abbildet, umfasst.

Revendications

1. Procédé permettant de déterminer le poids sec Wgt_{dry}(t) d'un patient à un instant t, qui comprend les étapes consistant à:

déterminer le volume d'eau extracellulaire ECV(t) du patient à l'instant t,
 déterminer le poids Wgt(t) du patient à l'instant t,
 calculer le poids sec Wgt_{dry}(t) du patient à partir d'une intersection d'une fonction calculée à partir des valeurs déterminées ECV(t) et Wgt(t) avec une relation de référence préalablement établie entre le volume d'eau extracellulaire ECV et le poids sec Wgt_{dry} représentant des sujets sains.

2. Procédé selon la revendication 1, **caractérisé en ce que** ECV(t) est calculé à partir d'une mesure d'impédance bioélectrique.

3. Procédé selon la revendication 2, **caractérisé en ce que** la mesure d'impédance bioélectrique est une mesure pour l'ensemble du corps.

4. Procédé selon la revendication 2, **caractérisé en ce que** la mesure d'impédance bioélectrique est une mesure segmentaire.

5. Procédé selon l'une quelconque des revendications précédentes, **caractérisé en ce que** Wgt_{dry}(t) est déterminé en utilisant l'expression suivante:

$$Wgt_{dry}(t) = \frac{ECV(t) - \beta_e \cdot Wgt(t)}{\alpha_e - \beta_e},$$

EP 1 331 880 B1

où α_e et β_e sont des coefficients déterminés de manière empirique.

6. Procédé selon l'une quelconque des revendications précédentes, **caractérisé en ce que** les valeurs ECV(t_i) et Wgt(t_i) d'un patient aux instants t_i , $i = 1 \dots j$, sont stockées et **en ce que** le poids sec corporel Wgt_{dry}(t_i) est calculé par une analyse de régression linéaire.

7. Procédé selon l'une quelconque des revendications précédentes, **caractérisé en ce qu'**une correction de masse compartimentale $\Delta m(t)$ est déterminée afin de calculer le poids sec corporel Wgt_{dry}(t) à partir du poids Wgt(t) déterminé.

8. Procédé selon la revendication 7, **caractérisé en ce que** le poids sec corporel Wgt_{dry}(t) est calculé par l'expression suivante:

$$Wgt_{dry}(t) = \frac{ECV(t) - \beta_e \cdot Wgt(t)}{\alpha_e - \beta_e} - \frac{\alpha_e \cdot \Delta m(t)}{\beta_e - \alpha_e},$$

où α_e et β_e sont des coefficients déterminés de manière empirique.

9. Procédé selon les revendications 7 ou 8, **caractérisé en ce que** la correction de masse compartimentale $\Delta m(t)$ englobe une correction de masse grasse $\Delta f(t)$ et/ou une correction de masse musculaire $\Delta m_{muscle}(t)$.

10. Procédé selon l'une quelconque des revendications 7 ou 8, **caractérisé en ce que** le volume d'eau intracellulaire ICV(t) est déterminé pour le patient à l'instant t et **en ce que** le volume ICV(t) déterminé est utilisé pour calculer la correction de masse compartimentale $\Delta m(t)$.

11. Procédé selon la revendication 1, **caractérisé en ce que** le procédé permettant de déterminer le poids sec Wgt_{dry}(t) d'un patient à un instant t comprend en outre les étapes consistant à déterminer le volume d'eau intracellulaire ICV(t) du patient à l'instant t et à calculer le poids sec Wgt_{dry}(t) du patient également à partir d'une intersection d'une fonction calculée à partir des valeurs déterminées ICV(t) et Wgt(t) avec une relation de référence préalablement établie entre le volume d'eau intracellulaire ICV et le poids sec Wgt_{dry} représentant des sujets sains.

12. Dispositif (10) destiné à mettre en oeuvre le procédé selon l'une quelconque des revendications précédentes comprenant:

une unité de microprocesseur (1) qui est elle-même constituée d'une unité de stockage de programme de microprocesseur (1a),

une unité d'entrée (2) pour permettre d'entrer les valeurs ECV(t) et Wgt(t),

une unité de stockage informatique (3) destinée à stocker les valeurs ECV(t) et Wgt(t),

dans lequel l'unité de stockage de programme de microprocesseur (1a) comprend un programme pour calculer le poids sec Wgt_{dry}(t) à partir d'une intersection (IS) d'une fonction calculée à partir des valeurs stockées ECV(t) et Wgt(t) avec une relation de référence préalablement établie entre ECV et Wgt_{dry} représentant des sujets sains.

13. Dispositif selon la revendication 12, **caractérisé en ce qu'**il comprend en outre des moyens (5) pour déterminer la valeur ECV(t).

14. Dispositif selon les revendications 12 ou 13, **caractérisé en ce qu'**il comprend en outre des moyens (7) pour déterminer la valeur Wgt(t).

15. Dispositif selon la revendication 13, **caractérisé en ce que** les moyens (5) pour déterminer la valeur ECV(t) sont un dispositif de mesure d'impédance bioélectrique.

16. Dispositif selon la revendication 12, **caractérisé en ce que** l'unité d'entrée (2) est une interface utilisateur manuelle, de préférence, un clavier.

EP 1 331 880 B1

17. Dispositif selon l'une quelconque des revendications 12 à 16, **caractérisé en ce que** l'unité d'entrée (2) comprend une interface aux moyens (5) pour déterminer la valeur ECV(t) et/ou aux moyens (7) pour déterminer la valeur Wgt(t).

18. Dispositif selon l'une quelconque des revendications 12 à 17, **caractérisé en ce que** le programme permettant de déterminer le poids sec corporel $Wgt_{dry}(t)$ utilise l'expression suivante:

$$Wgt_{dry}(t) = \frac{ECV(t) - \beta_e \cdot Wgt(t)}{\alpha_e - \beta_e},$$

où α_e et β_e sont des coefficients déterminés de manière empirique.

19. Dispositif selon l'une quelconque des revendications 12 à 18, **caractérisé en ce que** l'unité de stockage informatique (3) est capable de stocker les valeurs ECV(t_i) et Wgt(t_i) d'un patient aux instants t_i , $i = 1 \dots j$, et **en ce que** le programme pour calculer le poids sec corporel $Wgt_{dry}(t_i)$ utilise une analyse de régression linéaire.

20. Dispositif selon l'une quelconque des revendications 12 à 19, comprenant en outre une unité de sortie (9) qui est reliée à l'unité de microprocesseur pour produire en sortie, de préférence afficher, la valeur $Wgt_{dry}(t_i)$ calculée.

21. Dispositif selon l'une quelconque des revendications 12 à 20, **caractérisé en ce que** le programme stocké dans l'unité de stockage de programme de microprocesseur (1a) est adaptée pour déterminer une correction de masse compartimentale $\Delta m(t)$ afin de calculer le poids sec corporel $Wgt_{dry}(t)$ à partir du poids Wgt(t) déterminé.

22. Dispositif selon la revendication 21, **caractérisé en ce que** le programme permettant de dériver le poids sec corporel $Wgt_{dry}(t)$ utilise l'expression suivante:

$$Wgt_{dry}(t) = \frac{ECV(t) - \beta_e \cdot Wgt(t)}{\alpha_e - \beta_e} - \frac{\alpha_e \cdot \Delta m(t)}{\beta_e - \alpha_e},$$

où α_e et β_e sont des coefficients déterminés de manière empirique.

23. Dispositif selon l'une quelconque des revendications 21 ou 22, **caractérisé en ce que** l'unité d'entrée (2) est également adaptée pour permettre d'entrer une valeur pour le volume d'eau intracellulaire ICV(t) du patient à l'instant t, l'unité de stockage informatique (3) est capable de stocker la valeur ICV(t) et le programme permettant de dériver le poids sec corporel $Wgt_{dry}(t)$ utilise la valeur ICV(t) afin de déterminer la correction de masse compartimentale $\Delta m(t)$.

24. Dispositif selon la revendication 23, **caractérisé en ce que** le dispositif comprend en outre des moyens pour déterminer la valeur ICV(t), de préférence, un dispositif d'impédance bioélectrique.

25. Dispositif selon la revendication 12, **caractérisé en ce que** l'unité d'entrée (2) est également adaptée pour permettre d'entrer une valeur pour le volume d'eau intracellulaire ICV(t) du patient à l'instant t, l'unité de stockage informatique (3) est capable de stocker la valeur ICV(t) et le programme permettant de calculer le poids sec $Wgt_{dry}(t)$ d'un patient à un instant t comprend en outre une partie pour calculer le poids sec $Wgt_{dry}(t)$ également à partir d'une intersection d'une fonction calculée à partir des valeurs ICV(t) et Wgt(t) déterminées avec une relation de référence préalablement établie entre le volume d'eau extracellulaire ECV et le poids sec (Wgt_{dry}) représentant des sujets sains.

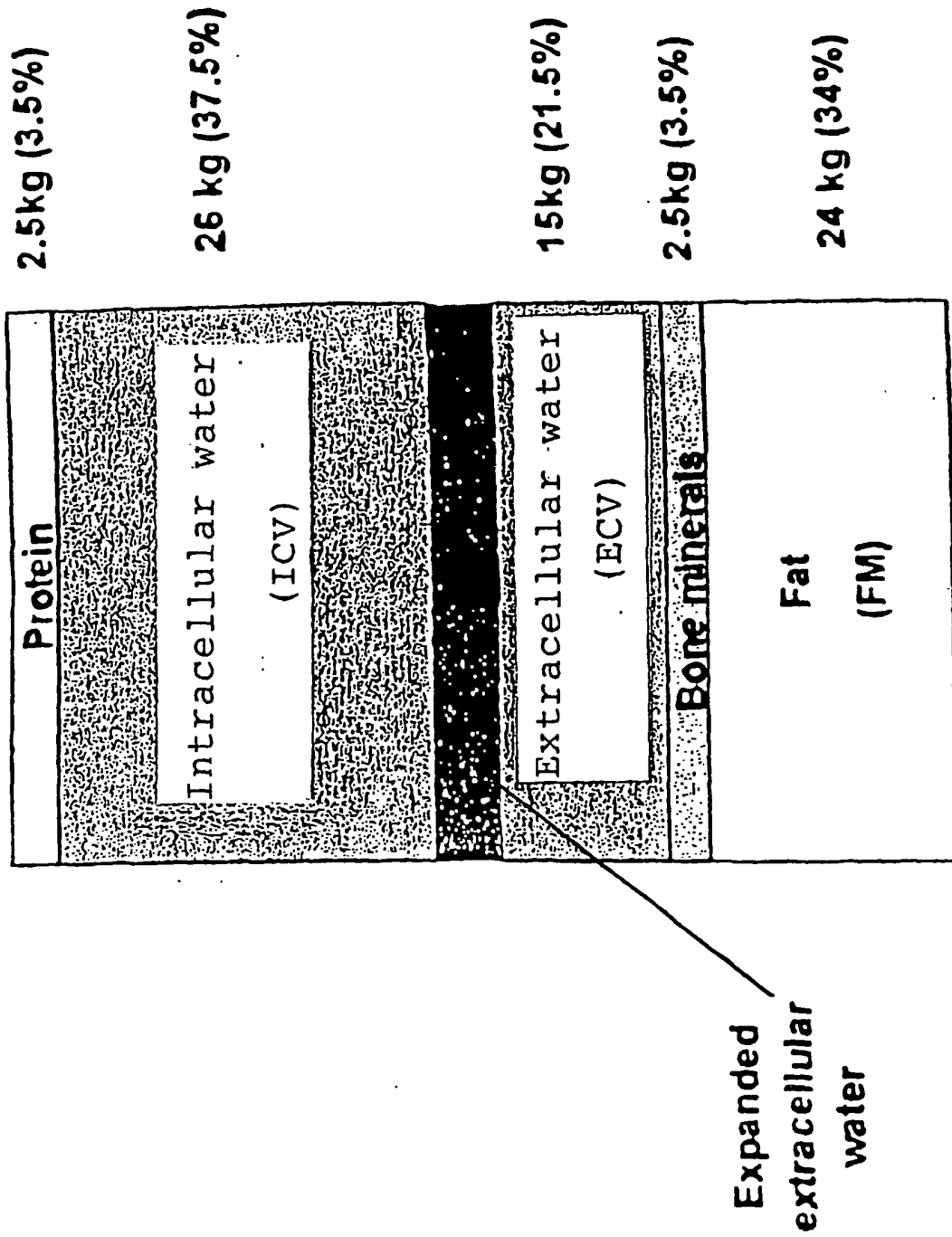


Figure 1

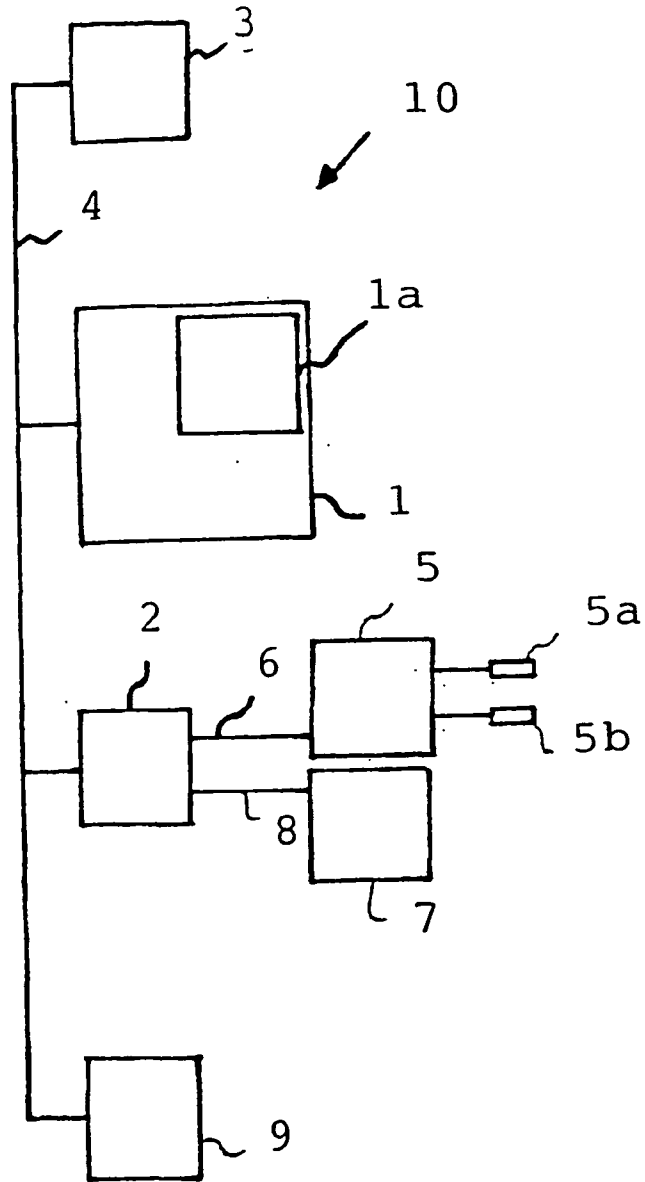


Figure 2




Figure 3a

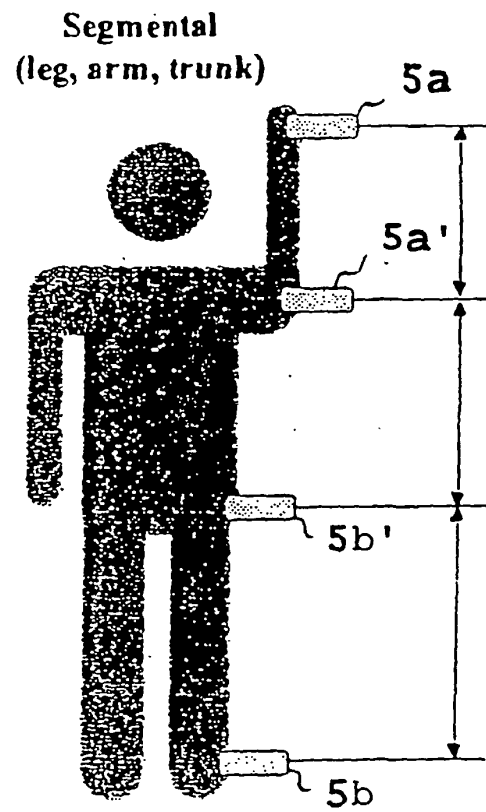
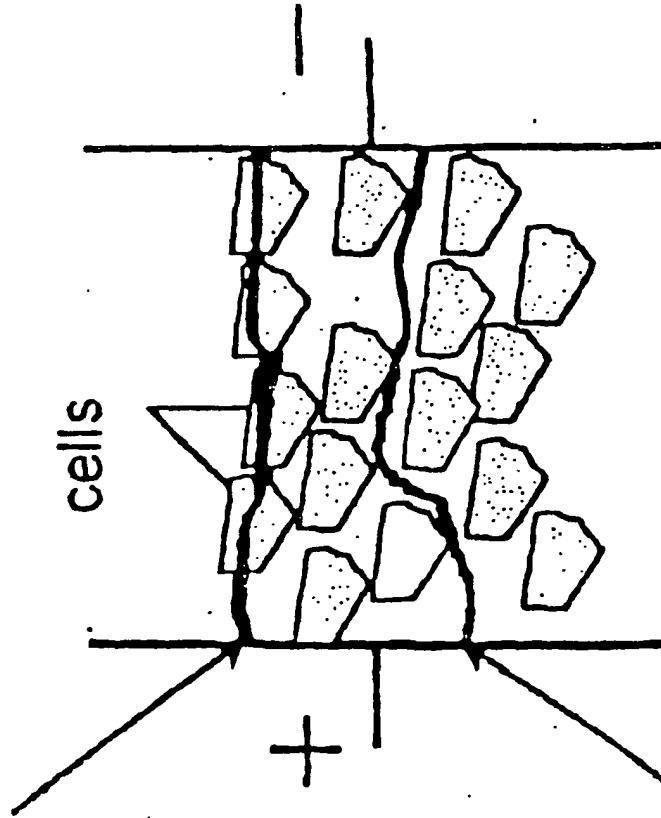


Figure 3b

Cells behave as
insulators at low
frequencies

Extra & intracellular
pathway
(high frequency)



extracellular
pathway (low
frequency)

Figure 4

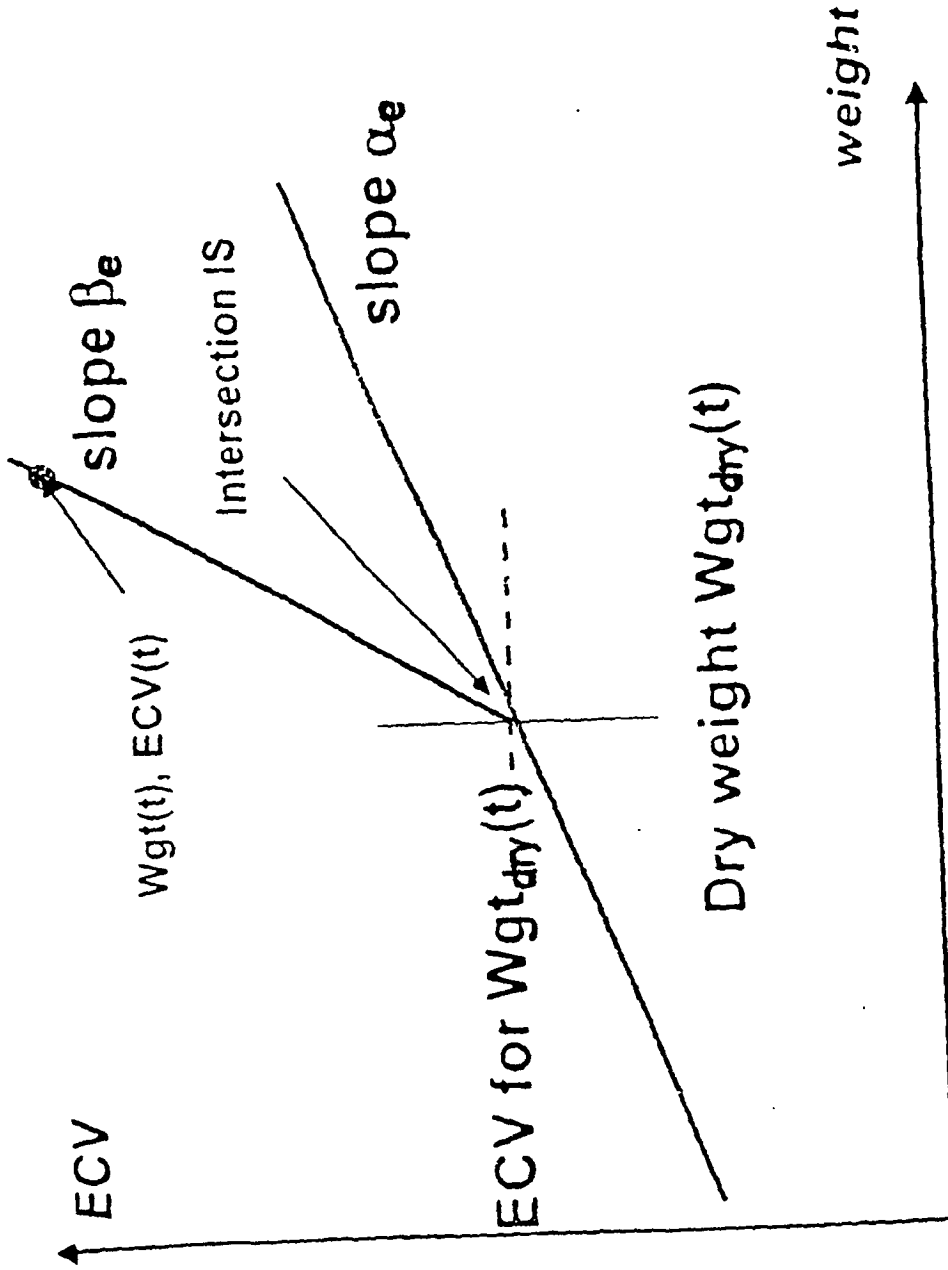


Figure 5a

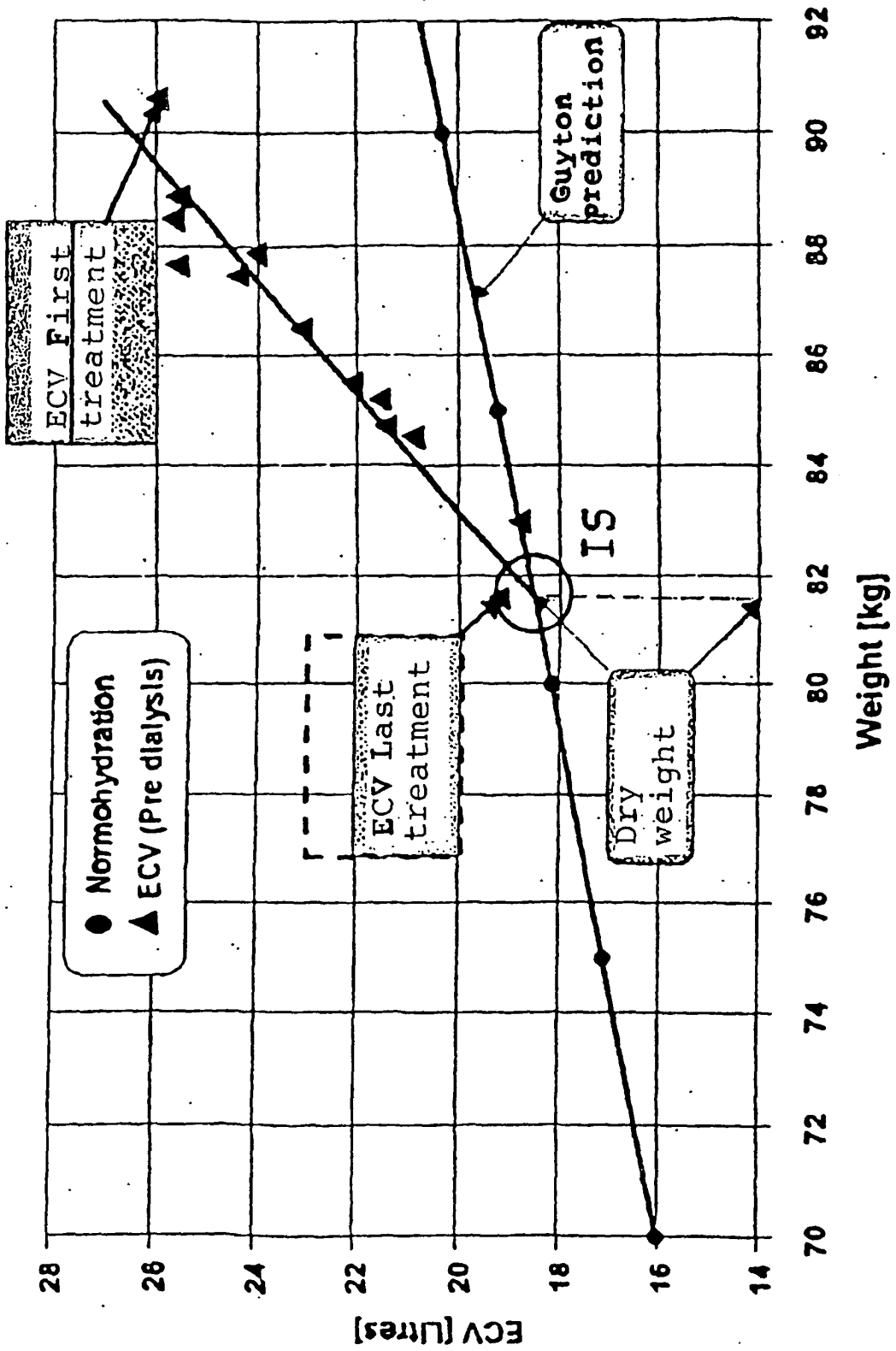


Figure 5b

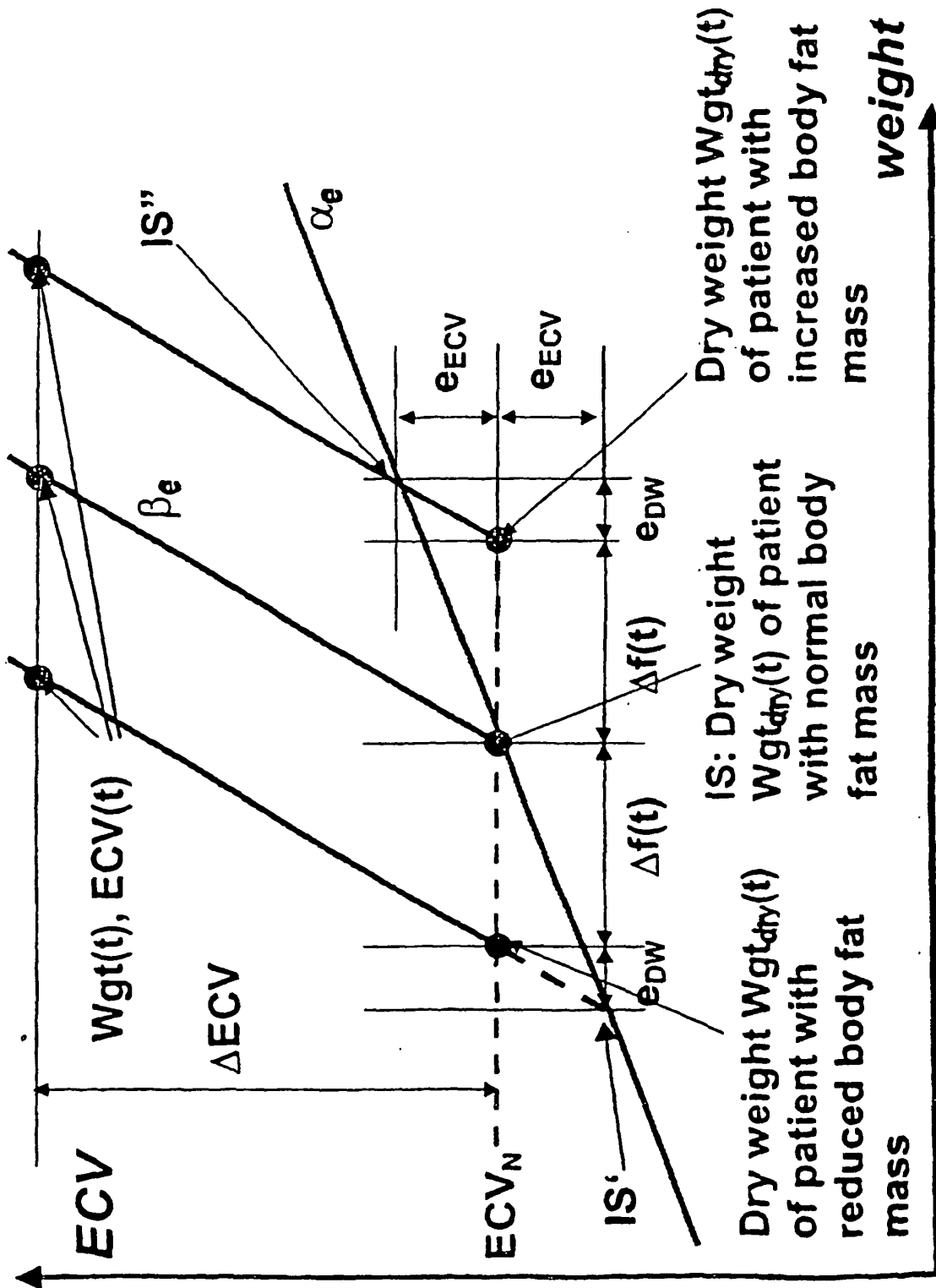
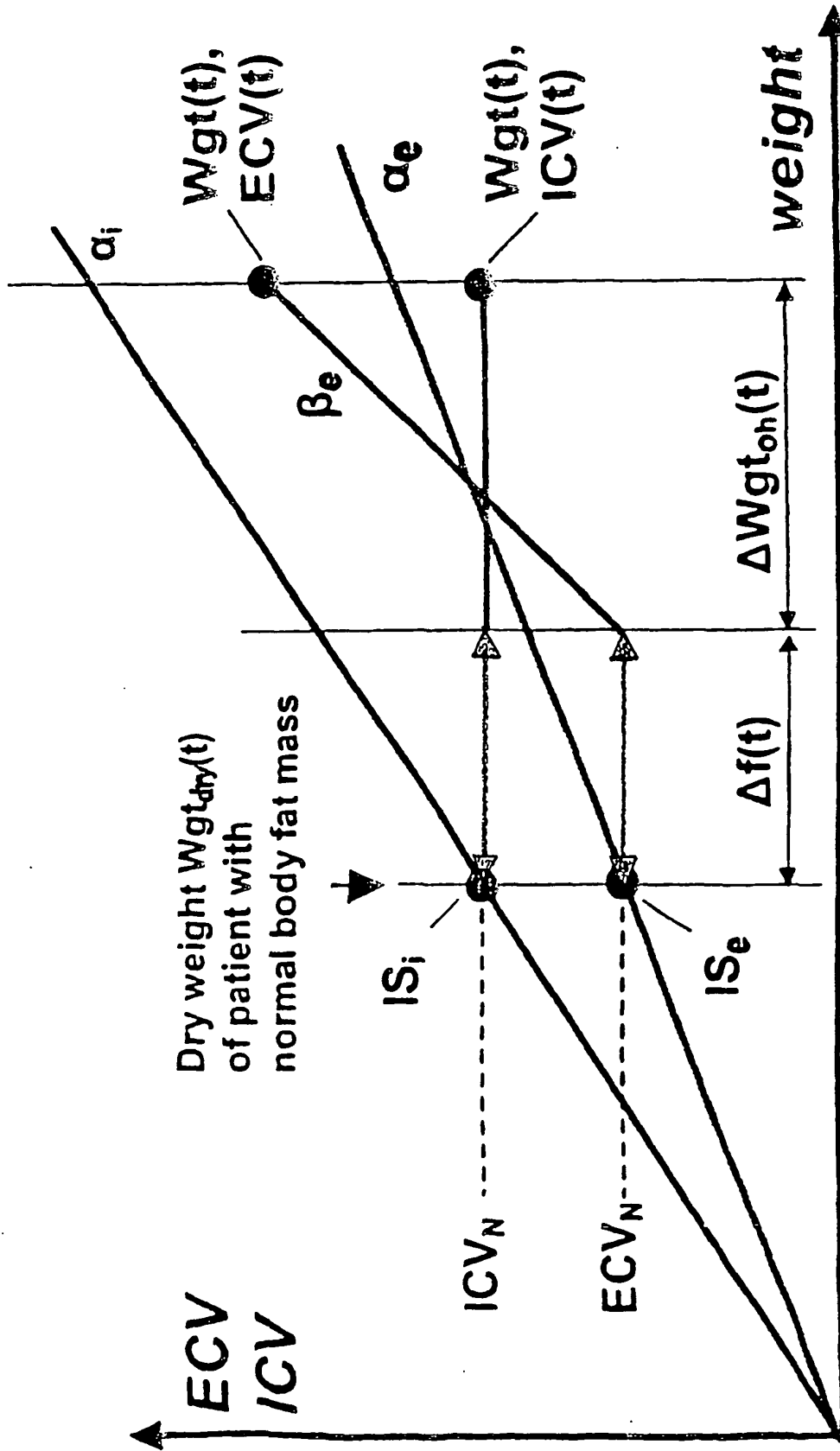


Figure 6



Dry weight $Wgt_{dry}(t)$ of patient with increased body fat mass

Figure 7

专利名称(译)	一种用于确定患有肾衰竭的患者的干重的方法和装置		
公开(公告)号	EP1331880B1	公开(公告)日	2007-05-23
申请号	EP2001992529	申请日	2001-11-06
[标]申请(专利权)人(译)	弗雷森纽斯医疗护理德国有限责任公司		
申请(专利权)人(译)	费森尤斯医药DEUTSCHLAND GMBH		
当前申请(专利权)人(译)	费森尤斯医药DEUTSCHLAND GMBH		
[标]发明人	CHAMNEY PAUL		
发明人	CHAMNEY, PAUL		
IPC分类号	A61B5/05 A61B5/00 A61B5/053 A61M1/16		
CPC分类号	A61B5/0535 A61B5/0537 A61B5/4869 A61M1/16 A61M2205/3393 A61M2205/50 A61M2205/52		
优先权	2000124111 2000-11-06 EP		
其他公开文献	EP1331880A1		
外部链接	Espacenet		

摘要(译)

本发明涉及一种用于监测患有肾衰竭的患者的流体状态的方法和装置。在肾功能衰竭的情况下，所有形式的摄入液体积聚在身体组织中，导致循环系统上的压力增加。在透析治疗期间，必须通过血液的超滤除去这种多余的液体。该剩余流体的量或针对该剩余流体校正的重量，即干重，是用于管理透析患者的流体状态的重要参数。根据本发明，通过确定当时患者的体重Wgt(t)，通过确定当时患者的细胞外水量ECV(t)来确定患者的干重Wgtdry(t)。t并通过从确定的ECV(t)和Wgt(t)值得到的函数与先前建立的抗干重的细胞外水体积(ECV)(Wgtdry)的交集得出患者的干重Wgtdry(t)代表健康科目的参考关系。为了获得更准确的结果，还建议考虑区室质量校正Δm(t)。本发明还涉及一种用于获得干重Wgtdry(t)的装置。

$$Wgtdry(t) = \frac{ECV(t) - \beta_1 \cdot Wgt(t)}{\alpha_1 - \beta_1} \quad (1)$$