

(19) World Intellectual Property Organization
International Bureau



(43) International Publication Date
26 April 2001 (26.04.2001)

PCT

(10) International Publication Number
WO 01/29688 A1

(51) International Patent Classification⁷: G06F 15/42

BANDES, Alan, S. [US/US]; 7 Harrison Drive, Cortlandt Manor, NY 10567 (US). GOODMAN, Mark, A. [US/US]; 29 Lakeview Avenue, Cortlandt Manor, NY 10567 (US). OSTERER, Michael, F. [US/US]; 14 Hayes Street, Elmsford, NY 10523 (US).

(21) International Application Number: PCT/US00/28899

(22) International Filing Date: 16 October 2000 (16.10.2000)

(25) Filing Language: English

(74) Agents: GARNER, Melvin, C. et al.; Darby & Darby P.C., 805 Third Avenue, New York, NY 10022-7513 (US).

(26) Publication Language: English

(30) Priority Data:
09/404,269 15 October 1999 (15.10.1999) US

(81) Designated States (national): AE, AG, AL, AM, AT, AU, AZ, BA, BB, BG, BR, BY, BZ, CA, CH, CN, CR, CU, CZ, DE, DK, DM, EE, ES, FI, GB, GD, GE, HR, HU, ID, IL, IN, IS, JP, KE, KG, KP, KR, KZ, LC, LK, LR, LS, LT, LU, LV, MA, MD, MG, MK, MN, MW, MX, MZ, NO, NZ, PL, PT, RO, RU, SD, SE, SG, SI, SK, SL, TJ, TM, TR, TT, TZ, UA, UG, US, UZ, VN, YU, ZA, ZW.

(63) Related by continuation (CON) or continuation-in-part (CIP) to earlier application:
US 09/404,269 (CON)
Filed on 15 October 1999 (15.10.1999)

(71) Applicant (for all designated States except US): UE SYSTEMS, INC. [US/US]; 14 Hayes Street, Elmsford, NY 10523-2536 (US).

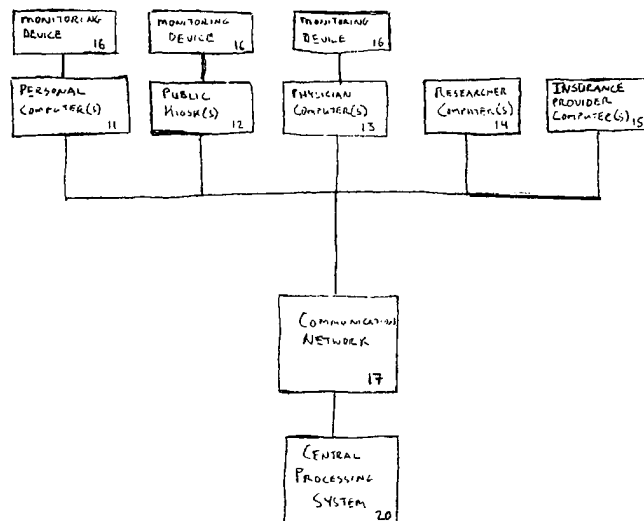
(84) Designated States (regional): ARIPO patent (GH, GM, KE, LS, MW, MZ, SD, SL, SZ, TZ, UG, ZW), Eurasian patent (AM, AZ, BY, KG, KZ, MD, RU, TJ, TM), European patent (AT, BE, CH, CY, DE, DK, ES, FI, FR, GB, GR, IE, IT, LU, MC, NL, PT, SE), OAPI patent (BF, BJ, CF, CG, CI, CM, GA, GN, GW, ML, MR, NE, SN, TD, TG).

(72) Inventors; and

(75) Inventors/Applicants (for US only): O'HANLON, Terrence, J. [US/US]; P.O. Box 404, Blaire, NE 68008 (US).

[Continued on next page]

(54) Title: METHOD AND APPARATUS FOR ONLINE HEALTH MONITORING



(57) Abstract: Methods for providing online health monitoring (16) and accumulating data from patients worldwide and accompanying apparatus for using the same, are disclosed. Such monitoring is particularly useful for both diagnosing and prescribing preventive medical treatment, and is particularly suited for the field of cardiovascular health care. Preferred methods and devices include using a sensitive acoustic device such as an electret, to analyze a patient's cardiovascular functions from a location such as a public computer kiosk, a doctor's office or a patient's home computer. The data may be downloaded from an acoustic device to a central database located, for example on the Internet. The data may be retrieved by the patient, or upon instructions from the patient, may be transferred to or accessed by doctors for purposes of diagnosis, monitoring and treatment. Data may include patient demographics. This data is accessible by researchers who will have medical statistics on a wide variety of patients from various age groups and medical histories.



WO 01/29688 A1



Published:

*With international search report.
Before the expiration of the time limit for amending the
claims and to be republished in the event of receipt of
amendments.*

For two-letter codes and other abbreviations, refer to the "Guidance Notes on Codes and Abbreviations" appearing at the beginning of each regular issue of the PCT Gazette.

METHOD AND APPARATUS FOR ONLINE HEALTH MONITORING

5

Field of the Invention

The instant invention relates generally to an apparatus and method utilizing
10 data processing for a business practice, and relates more specifically to an apparatus
and method for use with health care and patient record management.

Background of the Invention

15 Hypertension, commonly referred to as high blood pressure, is a leading cause
of cardiovascular diseases in humans. Each year, cardiovascular diseases, including
heart attacks, aneurysm, strokes and atherosclerosis, result in the deaths of tens of
thousands of adults in the United States alone.

Hypertension does not manifest itself with symptoms that are readily
20 detectable to its victims. A person who forgoes regular examinations may not realize
they have hypertension until it produces one or more of the varieties of life-
threatening and/or fatal cardiovascular diseases listed above.

The real tragedy with hypertension is that it is readily treatable by non-invasive
means such as medication, physical exercise and a combination of the two.
25 Furthermore, any physiological damage caused by hypertension is largely reversible
after detection via the same non-invasive treatments when the condition is detected
early and, perhaps, with certain surgical procedures when the condition is not detected
early. In any event, detection of the condition provides the key to both saving lives
and lowering health care and social costs arising from the prevalence of hypertension.

30 Recognizing this, the United States government, the health insurance industry,
hospitals, physicians and health organizations, such as the American Heart
Association, spend millions of dollars annually to raise public awareness, fund
research, as well as to detect and treat hypertension. However, recent studies suggest
that over 35% of people suffering from hypertension today may be unaware that they
35 are potential victims.

-2-

An additional problem arises in that there are no provisions for creating or accessing large databases of current patient data relating to hypertension or other health conditions. Such a database could, among other things, aid researchers in identifying particular groups of people who may be prone to hypertension and could help track the progress of efforts to reduce fatalities resulting from this condition.

5 There is, therefore, a need for an apparatus and method that would more readily raise individual awareness of hypertension, identify both potential candidates for treatment and those afflicted with the condition, as well as provide a centrally-accessible database available to researchers and physicians for monitoring both individuals and the population at large.

10

Summary of the Invention

In order to address and solve certain of the foregoing problems, the instant invention includes a method for compiling health information by means of a
15 computer-controlled apparatus. The method comprises the steps of: (1) establishing a database for storing a plurality of health statuses of a plurality of users, wherein the database is centrally-accessible; (2) receiving, from a user, data corresponding to a health statistic of the user, the data being generated by a health monitoring device; (3) determining a health status of the user from the health statistic; (4) storing the health
20 status in the database; and (5) updating a population statistic based on the health status and the plurality of health statuses.

The instant invention further includes a method, performed by a computer-controlled apparatus, for submitting acoustical cardiovascular data to a central database. The method comprises the steps of: (1) receiving, from a user, a request to
25 detect a cardiovascular signal of the user; (2) initializing a cardiovascular monitoring device connected to a computer in response to the request; (3) measuring the cardiovascular signal during a startup routine performed by the computer; (4) receiving, at the computer, at least a portion of the detected cardiovascular signal of the user; and (5) transmitting data based on the received cardiovascular signal to a

-3-

central database for storage in a record corresponding to the user.

The methods and apparatus of the instant invention are contemplated to preferably include the use of an electret transducer as disclosed in United States Patent No. 4,598,590 issued to Busch-Vishniac et al. on July 8, 1986, and to incorporate the method of detecting cardiovascular signals, known as wideband external pulse
5 monitoring, as disclosed in U.S. Patent No. 5,913,826 issued to Blank on June 22, 1999, both of which are incorporated herein by reference. This device may yield more accurate results than traditional measurements using blood pressure cuffs, which are subject to human error.

In a particular embodiment, an electret transducer may be connected to a
10 personal computer (PC) and used by a patient to measure her blood pressure. The electret transducer is activated during the startup routine performed by the PC when power to the PC is turned on. Upon completion of the startup routine, the resulting health statistic is transferred, preferably automatically, to the PC and then may further be transferred to a centrally-located computer. There, the results may be analyzed to
15 determine a health status which is stored in a database used in conjunction with the instant invention.

The methods and accompanying apparatus are further contemplated to be used in conjunction with measuring a health statistic known as a "real age factor." A suitable method for determining a real age factor is disclosed by, for example,
20 RealAge.com located on the Internet at <http://www.realage.com>. The method is further disclosed in a book entitled "Real Age - Are You As Young As You Can Be" by Dr. Michael F. Roizen, M.D. In accordance with the invention, it is contemplated that a patient's real age factor is initially determined by, for example, a patient's responses to a questionnaire concerning the patient's physical and mental health, as
25 well as personal habits, environmental influences and other factors which have been recognized as affecting aging. The patient's resulting health status will be modified whenever a new blood pressure measurement has been entered and stored in the patient's database record. Furthermore, it is contemplated that normative statuses relating to the monitored population as a whole will be changed by each individual

entry and that such statistics can be updated in real time.

One advantage of the present invention lies with the ability to monitor and update both individual patient's health statistics as well as population statistics for all users that submit health statistics to the system. Such statistics may further be monitored and analyzed in real time.

5 A further advantage is that physicians, insurance companies and medical researchers, along with other interested parties, may access the information. The system of the present invention may provide unlimited access to certain parties, such as treating physicians, or may only provide certain information to other parties, such as researchers, while concealing an identity (in particular, a name or other identifying
10 information) of a patient, thereby preserving her privacy. Insurance companies may receive statistical information for the population to determine health care premiums and the like, the computation of which is dependent on population-wide health data. However, access to information specific to a person may be denied to preserve privacy and to avoid health-based discrimination in the purchasing of health insurance.

15 A still further advantage is that fees may be charged for the provision or use of monitoring equipment, for submissions of data to the database or for use of information from the database, so as to fund the establishment, preservation and/or augmentation of the disclosed system.

20 **Brief Description of the Drawings**

Further aspects of the instant invention will be more readily appreciated upon review of the detailed description of the preferred embodiments included below when taken in conjunction with the accompanying drawings, in which:

25 FIG. 1 is a schematic block diagram of a network for use with the instant invention;

FIG. 2 is a schematic block diagram of the central processing system of the instant invention;

FIG. 3A is a diagram illustrating an exemplary database containing user

identification data which is used in conjunction with the instant invention; and

FIG. 3B is a diagram illustrating an exemplary database containing user medical data which is used in conjunction with the instant invention.

Detailed Description of the Preferred Embodiments

5

Referring now to FIGS. 1 through 3B, wherein similar or identical components of the instant invention are referenced in like manner, preferred methods and accompanying apparatus for online health monitoring are disclosed.

FIG. 1 depicts a networked system 10 for use with the present invention.
10 System 10 preferably includes a communication network 17 for transmitting data between a central processing system 20 and personal computer(s) 11, public kiosk(s) 12, physician computer(s) 13, researcher computer(s) 14 and insurance provider computer(s) 15. Personal computer(s) 11, public kiosk(s) 12 and physician computer(s) 13, in turn, are each preferably connected to a health monitoring device
15 16.

Communication network 17 may be any type of connection operable to transmit data between the central processing system 20 and the computers 11-15. Thus, the communication network 17 may be any one or more of a local area network, a wide area network, an electronic bulletin board system, a telecommunications line
20 and the Internet.

Computers 11-15 may be any computing device operative to receive data from a user and/or a monitoring device 16 and to transmit and receive data through communication network 17 in conjunction with central processing system 20. The computing device may also be capable of performing certain calculations in storing
25 data. In particular, personal computer(s) 11 are preferably one or more home personal computers owned or operated by persons who wish to have their health monitored by system 10.

Public kiosk(s) 12 are one or more freestanding public displays which include computer devices operative to receive data from a user and/or a monitoring device 16

-6-

and to transmit and receive data through communication network 17 in conjunction with central processing system 20. In one embodiment of the instant invention, it is contemplated that in order to promote public awareness, freestanding kiosks 12 will be placed in public areas such as shopping malls, amusement parks, fairgrounds, transportation terminals, and the like, so that members of the public may submit their personal and medical information and receive, inter alia, hypertension screening by submitting to a test using monitoring device 16 in operative connection with kiosk 12.

Physician computer(s) 13 are preferably one or more computing devices operative to receive data from a patient visiting a physician and/or from monitoring device 16 and to transmit and receive data through communication network 17 in conjunction with central processing system 20. In one embodiment of the instant invention, patients may submit their personal and medical information as well as submit to hypertension screening using monitoring device 16 while visiting his or her treating physician. The physician may store the data locally on physician computer(s) 13 and/or on central processing system 20 and may retrieve such information as required for purposes of diagnosis and treatment.

Researcher computer(s) 14 are and insurance provider computer(s) 15 are preferably operative to retrieve data from central processing system 20 through communication network 17. It is contemplated that researchers in the medical field may want access to health statistics compiled by system 10 in order to monitor the health of an individual or the population at large. In the case of insurance providers, it is contemplated that they may want access to such information in order to determine, inter alia, thresholds for health risks in determining premiums for providing health care insurance. Thus, access to collected information may be provided to these groups as well as others not specifically mentioned. Access to the information may be provided either for free or for a fee. Access may furthermore be provided on a subscriber basis or on a transaction-by-transaction basis. In addition, access to individual records may be provided to these and other entities while maintaining the anonymity of the individual submitting the information and/or suppressing any other

-7-

submitted information as desired.

Health monitoring device 16 may be an electret transducer or foil electret transducer as described above and as set forth in more detail in United States Patent No. 5,913,826. However, it is further contemplated that the health monitoring device may also be any acoustic or other device for detecting blood pressure and which may transfer data to a computer 11-13 or central processing system 20.

Turning now to FIG. 2, depicted therein is the central processing system (CPS) 20. CPS 20 is operative to receive program instructions and user inputs, and is further operative to output results corresponding to such instructions and inputs, in accordance with the present invention. CPS 20 comprises a processor 22 which may be any commonly available microprocessor such as the PENTIUM III manufactured by INTEL CORP. Processor 22 is operatively connected to RAM/ROM 24, clock 26, data storage device 30 (which stores program 32 and database 34), input device(s) 28 and output device(s) 29.

The random-access memory (RAM) portion of RAM/ROM 24 may be a suitable number of Single In-line Memory Module (SIMM) chips having a storage capacity (typically measured in kilobytes or megabytes) sufficient to store and transfer, inter alia, processing instructions utilized by processor 22 and received from program 32 during the operation of central processing system 20. The read-only memory (ROM) portion of RAM/ROM 24 may be any permanent non-re-writable memory medium capable of storing and transferring, inter alia, processing instructions performed by processor 22 during a start-up routine of central processing system 20. Further functions of RAM/ROM 24 will be apparent to one of ordinary skill in the art.

Clock 26 may be an on-board component of processor 22 which dictates a clock speed (typically measured in MHz) at which processor 22 performs and synchronizes, inter alia, communication between hardware components of central processing system 20. Further functions of clock 26 will be apparent to one of ordinary skill in the art.

Input device(s) 28 may be one or more commonly known devices, which

-8-

may be used for communicating information to central processing system 20 via either another computer system or by user inputs. Accordingly, input device(s) 28 may include a keyboard, a mouse, a graphics tablet, a scanner, a voice recognition unit, a parallel or serial communication port, a modem, a network connection and any appropriate network or other communication card for receiving data. Input device(s) 28 is/are operative to allow a user to input instructions and values in accordance with the present invention.

Output device(s) 29 may be one or more commonly known devices, which may be used by central processing system 20 to communicate the results of input instructions and values to a user of the central processing system 20. Accordingly, output device(s) 29 may include a display monitor, a voice synthesizer, a printer, a parallel or serial communication port, a modem, a network connection and any appropriate network or other communication card for sending data. Output device(s) 29 is/are operative to allow a user to receive the results of input instructions and values in accordance with the present invention.

Data storage device 30 may be an internal or external large capacity memory for storing computer data, the storage capacity of which is typically measured in megabytes or gigabytes. Data storage device 30 stores, inter alia, an operating system (not shown) such as WINDOWS NT by MICROSOFT CORP, and one or more application programs, such as program 32 and database 34. Accordingly, data storage device 30 may be one or more of the following: a floppy disk drive, a hard disk drive, a CD-ROM disk and reader/writer, a DVD disk and reader/writer, a ZIP disk and a ZIP drive of the type manufactured by IOMEGA CORP., and/or any other computer readable medium that may be encoded with processing instructions in a read-only or read-write format. Further functions of, and available devices for, data storage device 30 will be apparent to one of ordinary skill in the art.

Program 32 includes a plurality of processing instructions which enables central processing system 20 to receive inputs of data and information in accordance with the present invention. Program 32 may be written in any conventional computer language that is comprehensible to central processing system 20, such as

C++, Visual Basic, or the like.

Program 32 is operative to interpret raw data received from health monitoring device 16, such as an electret transducer and a foil electret transducer. In particular, the health statistics of a user received from a health monitoring device may include one or more waveforms indicative of a user's blood pressure. Program 5 32 may perform K1, K2 and K3 waveform analysis as disclosed in U.S. Patent No. 5,913,826 to Blank, which is incorporated herein by reference. These analyses include performing one or more of analyzing shapes of the waveforms, slopes of the waveforms, areas under the curve of the waveforms and timing of these events to measure arterial pressure, arterial pressure over time, blood flow, arterial elasticity, 10 and the like. As a result of these analyses, an overall cardiac condition of the patient, including cardiac output, which may be used in conjunction with the instant invention.

From this information, and in conjunction with the data stored in fields 54-68 of database 34, program 32 is further operative to determine a user's 15 cardiovascular age factor or "real age factor," also referred to herein as a health status. This health status is a numeric indication resulting from a statistical comparison of the analyses described immediately above for the user and statistics derived from analyses of all users who have submitted their health statistics to system 10. In particular, program 32 is operative to determine a mean figure for 20 cardiovascular health and standard deviations from the mean for the plurality of users. The health statistic of an individual is then compared to the mean figure. The health status of the user may then be determined according to the number of standard deviations the user's health statistic is from the mean figure. Factors such as a person's age, weight, activity level, ethnic background, medical history and 25 family medical history may be used to refine the health status of the individual, as will be apparent to one of ordinary skill in the art.

The health status, once determined, may then be used to diagnose a hypertensive condition of the user and to determine any necessary course of treatment, including prescribing further tests such as an angiogramme. In addition,

-10-

as each user submits their information and health statistics, the system more accurately describes the health condition of the population at large and may provide researchers, insurance providers and the like with a real time view of the same.

In lieu of receiving raw data, as described above, program 32 is also operative to receive waveform analyses performed by one of computers 11-13, provide a statistical comparison to the plurality of users and to store the analyzed information in a user record. Thus, it is contemplated that the waveform analyses may be performed locally at computers 11-13 or centrally by CPS 20.

Database 34 may be any commonly available database program such as ORACLE, and is preferably any high-level SQL-based database program operative to receive, maintain and output data for a suitable number of users for fields 36-68, which are described further below.

FIGS. 3A and 3B illustrate exemplary fields which may be included in a database 34 used by CPS 20 to track individual and population-wide health statistics and statuses. Each user submission is stored in a record 34a, which is represented by one row of FIGS. 3A and 3B.

Database 34 preferably contains name field 36, login ID field 38, password field 40, address field 42, physician field 44, insurance provider field 46, financial account field 48, account identifier field 50, date/time field 52, age field 54, weight field 56, activity level field 58, ethnic background field 60, medical history field 62, family medical history field 64, data from monitoring device field 66 and determined cardiovascular age factor field 68.

Name field 36 preferably stores a users name or other definitive identifying data such as a social security number, driver's license number or the like. Upon a user's request, this information may be suppressed when third parties perform research using database 34.

Login ID 38 is a unique login identification that a user uses when submitting health statistics and information or when searching database 34. The login ID may be any alpha, numeric or alphanumeric sequence and may furthermore be selected by the

user or assigned by CPS 20.

Password field 40 contains any alpha, numeric or alphanumeric sequence that a user must input to verify his identity upon attempting to access database 34. If desired, a user may provide his login ID and password to an attending physician so that he or she may access the user's records.

5 Address field 42 preferably contains an address of the user but may contain any other contact information such as a post office box number, a work address, a telephone number, or an e-mail address where the user may be reached.

Physician field 44 preferably contains a name and contact information for a treating physician for the user. It may also contain the names of physicians authorized
10 to access the user's information.

Insurance provider field 46 preferably contains the name, contact information and/or policy information of a user's health insurance provider. It is contemplated that a health insurance provider may pay for the instant service and/or would want access to the information concerning their insureds. Thus, field 46 has been provided
15 so that an insurance provider may be contacted for payment or may receive the health information they require.

Financial account field 48, in conjunction with account identifier field 50, is included so that a fee for the service may be charged against a user's financial account such as a credit card, a banking account or an online digital cash account. In one
20 embodiment, a user may be charged a fee for submitting or accessing information. In the alternative, fields 48 and 50 may list an insurance provider if the fee is to be paid by that entity.

Date/time field 52 contains a date and or a time that a user has submitted health statistics and information. Thus, a history for the user may be generated based
25 on each submission the user provides. Date/time field 52 will then be used to sort the user's information into chronological order.

Age field 54 preferably contains an age of the user or an age group to which the user belongs. Likewise, weight field 56 preferably contains a weight of the user or a weight group to which the user belongs. The height of the user may also be stored

-12-

in this field or in a separate field (not shown).

Activity level field 58 preferably describes a user's physical activity level, such as the amount of times per week the user exercises and the like.

Ethnic background field 60 preferably contains a description of the ancestry of the user which may be useful in predicting dispositions to certain health conditions.

5 Medical history field 62 preferably contains a list of maladies or conditions that the user has suffered in the past which may be useful in predicting dispositions to certain health conditions and in prescribing treatments.

10 Family medical history field 64 preferably contains a list of maladies or conditions known to have been suffered by any of the user's blood relatives. This information may be useful in predicting dispositions to certain health conditions.

Data from monitoring device field 66 preferably contains the raw or pre-analyzed data received from the monitoring device 16 over the communication network 17. In the alternative, field 66 may contain a pointer to another file location in the data storage device 30 where such data may be stored.

15 The determined cardiovascular age field 68 preferably contains the determined cardiovascular age factor for the user, derived in the manner described above in conjunction with program 32.

Further fields or fewer fields may be used in accordance with this invention, as will be apparent to one of ordinary skill in the art.

20 Additional embodiments may be used separately or in conjunction with the invention as described above. In particular, it is contemplated that measurements from a health monitoring device may be used in determining a cardiovascular or real age factor. Population statistics may be compiled from individual statistics and statuses. Measurements of a patient's health statistics may be made by a health monitoring
25 device during a startup routine performed by an attached personal computer, or the like. Fees may be charged for accessing information from or storing information in the database, as well as for using or purchasing an apparatus for use in health monitoring. Individual user's privacy may be maintained by blocking access by certain parties to stored patient identifying information. Access to the database may

be accomplished via the Internet, direct modem access, and the like. Other variations of the instant invention may also be apparent to one of ordinary skill in the art.

In an illustrative arrangement, monitoring devices 16 are sold to physicians or leased to them for use with their patients in providing accurate measurements of arterial pressure, blood flow, elasticity and the like. These devices 16 would induce a data entry means and a connection to processor 22, e.g., over the Internet. In a sale or lease situation, the patient could be charged a fee for a test with the device. This fee would entitle the patient not only to the test results, but a file or record on the database 34 and access to it, e.g., via the Internet. A lesser fee could be charged for subsequent tests with the device 16.

During the test in the physician's office, information about the patient, e.g., as represented by the fields shown in Figs. 3A and 3B would be entered on device 16. Device 16 would automatically establish a connection with processor 22 and database 34, where the patient record would be created and the data stored. Processor 22 could also issue a login ID 38 and password 40 to the patient. This would be transmitted back to device 16 and given to the patient. The physicians office would also keep a record of this information in the patient's file, so the physician would have access to the information, especially when additional information is added subsequently.

During later visits to the physician the tests could be repeated and the patient's record on database 34 updated. In addition, the patient could periodically take the test at public kiosks 12 or could access his or her record at the kiosk for review. If the patient was feeling uneasy about his or her health condition, the kiosk could be used for a test on an "as desired" basis. Use of the kiosk would be on a fee basis to support the maintenance of the kiosk.

In addition to the kiosk, the patient may gain access to his records over the Internet using a standard PC equipped with a modem and web browser software. It is anticipated that this access would be without charge to the user. This would include access to the person's cardiovascular age, which the patient could track over time, seeing it decrease with exercise and medication or increase when a course of treatment is not followed.

The physician can also make entries in the patient's record, e.g., from device 16 in his office or a kiosk. This information may, for example, put limits on test results and instructions in case the limits are exceeded. In this regard the physician may require that whenever the patient's blood pressure exceeds 140/100, when the patient receives the results he is also instructed to call the physician. In addition or as
5 an alternative, the physician may be notified by means of a message delivered to device 16 in his office to contact the patient and the reason the contact should be made. Further, the physician may routinely review the patient's record or may review it in anticipation of a visit. Such access to the database, may be on a fee basis which is charged to the patient. Similarly, the operator of the system may establish accounts
10 and charge insurance companies and researchers for access to the database. The fees may be different, so that researchers connected with hospitals and universities are subsidized by commercial entities like insurance companies. As noted above, limitations may be placed on the amount of access by researchers and insurance companies.

15 Although the invention has been described in detail in the foregoing embodiments, it is to be understood that they have been provided for purposes of illustration only and that other variations both in form and detail can be made thereupon by those skilled in the art without departing from the spirit and scope of the invention, which is defined solely by the appended claims.

We claim:

1. A method for compiling health information, performed by a computer-controlled apparatus, the method comprising:
 - establishing a database for storing a plurality of health statuses of a plurality of users, wherein the database is centrally-accessible;
 - receiving, from a user, data corresponding to a health statistic of the user, the data generated by a health monitoring device;
 - determining a health status of the user from the health statistic;
 - storing the health status in the database; and
 - updating a population statistic based on the health status and the plurality of health statuses.
2. The method of claim 1, wherein the database is accessible from the Internet.
3. The method of claim 1, wherein the health statistic comprises cardiovascular data.
4. The method of claim 2, wherein the cardiovascular data corresponds to a blood pressure of the user.
5. The method of claim 1, wherein the health monitoring device comprises an electret transducer.
6. The method of claim 5, wherein the data comprises acoustic data from the electret transducer, the acoustic data including at least one waveform.
7. The method of claim 6, wherein the analyzing step further comprises:

-16-

measuring at least one of a shape of the waveform, a slope of the waveform, and an area under the waveform;

determining a cardiovascular age factor of the user based on the measuring step; and

storing the cardiovascular age factor in the database as the health status.

8. The method of claim 7, further comprising:
providing the cardiovascular age factor to at least one of the user and a second user.
9. The method of claim 1, wherein the receiving step further comprises:
receiving, from the user, a request to store the data;
receiving a financial account identifier corresponding to a financial account;
and
charging a fee against the financial account in response to the request.
10. The method of claim 1, wherein the receiving step further comprises:
receiving user identification data corresponding to the user including at least one of: a name, an address, a login name, a password, a health care provider, a health insurance provider, a time that the first data was generated, and a financial account identifier corresponding to a financial account; and
receiving user medical data corresponding to the user including at least one of: an age, a height, a weight, an activity level, an ethnic group, a medical history, and a family medical history.
11. The method of claim 10, wherein the storing step further comprises:
storing the user identification data and user medical data in the database.
12. The method of claim 10, wherein the analyzing step further comprises:
determining a cardiovascular age factor of the user based on the data and at

-17-

least a portion of the user medical data; and

storing the cardiovascular age factor in the database.

13. The method of claim 12, further comprising:
providing the cardiovascular age factor to at least one of the user and a second user.
14. The method of claim 1, further comprising:
receiving, from a second user, a request for the health status; and
providing the health status to the second user.
15. The method of claim 14, wherein the providing step further comprises:
receiving, from the second user, a financial account identifier corresponding a financial account; and
charging a fee to the financial account in response to the request.
16. The method of claim 14, wherein the health status is provided and an identity of the first user is withheld.
17. The method of claim 14, further comprising:
determining a plurality of population health statistics from the plurality of health statuses, including the first health status.
18. The method of claim 17, further comprising:
receiving, from a second user, a request for at least a portion of the population health statistics; and
providing the requested portion of population health statistics to the second user.

-18-

The method of claim 18, wherein the providing step further comprises:

receiving a financial account identifier corresponding to a financial account;
and
charging a fee against the financial account, in response to the request.

19. The method of claim 1, further comprising:

receiving, from a second user, second data corresponding to a health statistic of the second user.

20. The method of claim 1, further comprising:

receiving, from the user, second data corresponding to the health statistic of the user at a separate time;
analyzing the second data to generate a second health statistic of the user; and
storing the second health statistic of the user.

21. A computer-readable medium encoded with processing instructions for directing a processor to perform a method for compiling health information, the method comprising:

establishing a database for storing a plurality of health statuses of a plurality of users, wherein the database is centrally-accessible;
receiving, from a user, data corresponding to a health statistic of the user, the data generated by a health monitoring device;
determining a health status of the user from the health statistic;
storing the health status in the database; and
updating a population statistic based on the health status and the plurality of health statuses.

An apparatus for compiling health information, comprising:

a processor; and

-19-

a memory operatively connected to the processor for storing processing instructions directing the processor to:

establish a database for storing a plurality of health statuses of a plurality of users, wherein the database is centrally-accessible;

receive, from a user, data corresponding to a health statistic of the user, the data generated by a health monitoring device;

determine a health status of the user from the health statistic;

store the health status in the database; and

update a population statistic based on the health status and the plurality of health statuses.

22. An apparatus for compiling health information comprising:

means for establishing a database for storing a plurality of health statuses of a plurality of users, wherein the database is centrally-accessible;

means for receiving, from a user, data corresponding to a health statistic of the user, the data generated by a health monitoring device;

means for determining a health status of the user from the health statistic;

means for storing the health status in the database; and

means for updating a population statistic based on the health status and the plurality of health statuses.

23. A method, performed by a computer-controlled apparatus, for submitting acoustical

cardiovascular data to a central database, the method comprising:

receiving, from a user, a request to detect a cardiovascular signal of the user;

initializing a cardiovascular monitoring device connected to a computer in response to the request;

measuring the cardiovascular signal during a startup routine performed by the computer;

receiving, at the computer, at least a portion of the detected cardiovascular

-20-

signal of the user; and

transmitting data based on the received cardiovascular signal to a central database for storage in a record corresponding to the user.

24. The method of claim 25, wherein the step of receiving a request further comprises:

receiving, from the user, user identification data corresponding to the user including at least one of: a name, an address, a login name, a password, a health care provider, a health insurance provider, a time that the request was generated, and a financial account identifier corresponding to a financial account;

receiving user medical data corresponding to the user including at least one of: an age, a height, a weight, an activity level, an ethnic group, a medical history, and a family medical history; and wherein the transmitting step further comprises:

transmitting at least a portion of one of the user identification data and the user medical data to the central database.

25. The method of claim 25, wherein the cardiovascular monitoring device comprises an electret transducer.

26. The method of claim 25, wherein the cardiovascular signal is an acoustic signal, the method further comprising:

analyzing a waveform of the acoustic signal to determine at least one of a shape of the waveform, a slope of the waveform, and an area under the waveform; and

determining a cardiovascular age factor of the user based on the measuring step; and wherein the transmitting step further comprises:

transmitting the cardiovascular age factor to the central database.

27. The method of claim 25, wherein the transmitting step further comprises:

-21-

transmitting the data to the central database through one of a modem connection and the Internet.

28. An apparatus for submitting acoustical cardiovascular data to a central database,

comprising:

means for receiving, from a user, a request to detect a cardiovascular signal of the user;

means for initializing a cardiovascular monitoring device connected to a computer in response to the request;

means for measuring the cardiovascular signal during a startup routine performed by the computer;

means for receiving, at the computer, at least a portion of the detected cardiovascular signal of the user; and

means for transmitting data based on the received cardiovascular signal to a central database for storage in a record corresponding to the user.

29. An apparatus, for submitting acoustical cardiovascular data to a central database,

comprising:

a processor; and

a memory operatively connected to the processor for storing processing instructions directing the processor to:

receive, from a user, a request to detect a cardiovascular signal of the user;

initialize a cardiovascular monitoring device connected to a computer in response to the request;

measure the cardiovascular signal during a startup routine performed by the computer;

receive, at the computer, at least a portion of the detected

-22-

cardiovascular signal of the user; and

transmit data based on the received cardiovascular signal to a central database for storage in a record corresponding to the user.

10

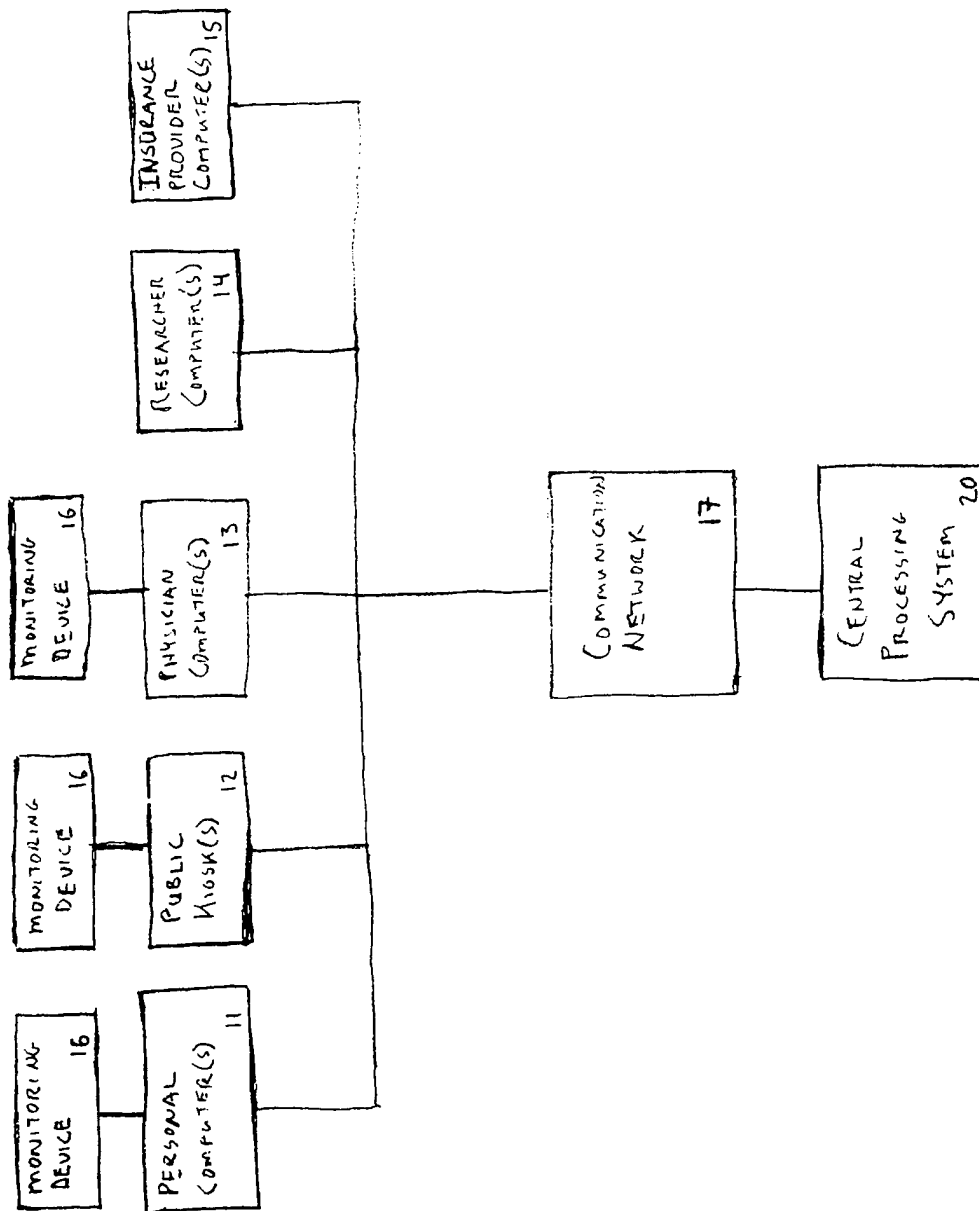


FIG. 1

20

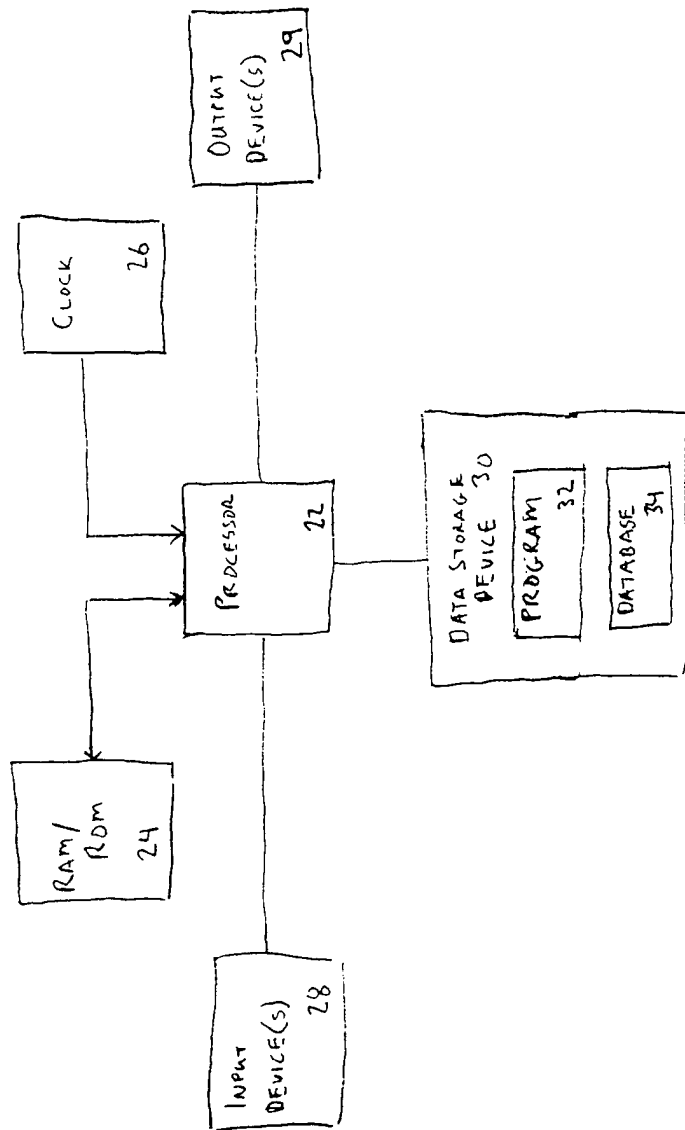


FIG. 2

34

Name	LOGIN	PASSWORD	ADDRESS	PHYSICIAN	INSURANCE PROVIDER	FINANCIAL ACCOUNT	ACCOUNT IDENTIFIER	DATE/TIME
36	10 38	40	42	44	46	48	50	52

34a

FIG. 3A

AGE	WEIGHT	ACTIVITY LEVEL	ETHNIC BACKGROUND	MEDICAL HISTORY	FAMILY MEDICAL HISTORY	DATA FROM MONITORING DEVICE	DETERMINED CARDIOVASCULAR AGE FACTOR
54	56	58	60	62	64	66	68

FIG. 3B

INTERNATIONAL SEARCH REPORT

International application No.
PCT/US00/28899

A. CLASSIFICATION OF SUBJECT MATTER

IPC(7) : G06F 15/42
US CL : 600/300

According to International Patent Classification (IPC) or to both national classification and IPC

B. FIELDS SEARCHED

Minimum documentation searched (classification system followed by classification symbols)

U.S. : 600/300

Documentation searched other than minimum documentation to the extent that such documents are included in the fields searched

Electronic data base consulted during the international search (name of data base and, where practicable, search terms used)

EAST

C. DOCUMENTS CONSIDERED TO BE RELEVANT

Category*	Citation of document, with indication, where appropriate, of the relevant passages	Relevant to claim No.
Y	US 5,910,107 A (ILIFF et. al.) 08 JUNE 1999, Fig. 1; col 6 line 66-col 7 line 20; col 9 line 39-col 10 line 52; col 12 lines 10-44; col 15 line 9-col 16 line 14; Fig 4; Fig 5; col 20 line 22-col 22 line 33; col 24 line 32-64; col 27 lines 23-55; Fig 22; col 61 lines 5-26; col 62 lines 45-52; col 34 line 23-col 35 line 31; Fig 13A; Fig 13B; Fig 9A; Fig 9B; col 36 lines 3-59; col 41 line 53-col 42 line 40; Fig. 18; col 48 line 37-col 49 line 10 col 50 lines 14-65; Fig. 20; col 51 lines 59-col 52 line 40	1-29
Y	US 5,724,968 A (ILIFF et. al.) 10 MARCH 1998, Fig. 3; Fig 10B; col 58 lines 9-67; Fig. 6	1-29

Further documents are listed in the continuation of Box C. See patent family annex.

* Special categories of cited documents:	"T" later document published after the international filing date or priority date and not in conflict with the application but cited to understand the principle or theory underlying the invention
"A" document defining the general state of the art which is not considered to be of particular relevance	"X" document of particular relevance; the claimed invention cannot be considered novel or cannot be considered to involve an inventive step when the document is taken alone
"E" earlier document published on or after the international filing date	"Y" document of particular relevance; the claimed invention cannot be considered to involve an inventive step when the document is combined with one or more other such documents, such combination being obvious to a person skilled in the art
"L" document which may throw doubts on priority claim(s) or which is cited to establish the publication date of another citation or other special reason (as specified)	"&" document member of the same patent family
"O" document referring to an oral disclosure, use, exhibition or other means	
"P" document published prior to the international filing date but later than the priority date claimed	

Date of the actual completion of the international search

13 FEBRUARY 2001

Date of mailing of the international search report

14 MAR 2001

Name and mailing address of the ISA/US
Commissioner of Patents and Trademarks
Box PCT
Washington, D.C. 20231

Facsimile No. (703) 305-3230

Authorized officer

VINCENT MILLIN

Telephone No. (703) 308-1065

INTERNATIONAL SEARCH REPORT

International application No.
PCT/US00/28899

C (Continuation). DOCUMENTS CONSIDERED TO BE RELEVANT		
Category*	Citation of document, with indication, where appropriate, of the relevant passages	Relevant to claim No.
Y	US 5,868,669 A (ILIFF et. al.) 09 FEBRUARY 1999, col 56 line 20-col 58 line 9; col 35 line 24-col 36 line 2	1-29

专利名称(译)	用于在线健康监测的方法和装置		
公开(公告)号	EP1240590A1	公开(公告)日	2002-09-18
申请号	EP2000975290	申请日	2000-10-16
[标]申请(专利权)人(译)	UE SYST		
申请(专利权)人(译)	UE系统公司.		
当前申请(专利权)人(译)	UE系统公司.		
[标]发明人	OHANLON TERRENCE J BANDES ALAN S GOODMAN MARK A OSTERER MICHAEL F		
发明人	O'HANLON, TERRENCE, J. BANDES, ALAN, S. GOODMAN, MARK, A. OSTERER, MICHAEL, F.		
IPC分类号	A61B5/00 A61B5/022 G06F19/00 G06Q50/24 G16H10/60		
CPC分类号	G06F19/3418 G06F19/3456 G06Q50/24 G16H10/20 G16H10/60 G16H40/63 G16H40/67 G16H50/30 G16H50/70		
优先权	09/404269 1999-10-15 US		
其他公开文献	EP1240590A4		
外部链接	Espacenet		

摘要(译)

公开了用于提供在线健康监测 (16) 和从全世界的患者累积数据的方法以及使用该方法的随附装置。这种监测对于诊断和处方预防性医学治疗特别有用, 并且特别适用于心血管健康护理领域。优选的方法和装置包括使用诸如驻极体的敏感声学装置, 以从诸如公共计算机信息亭, 医生办公室或患者的家用计算机之类的位置分析患者的心血管功能。数据可以从声学设备下载到位于例如因特网上的中央数据库。可以由患者检索数据, 或者可以根据患者的指令检索数据, 以便诊断, 监测和治疗。数据可包括患者人口统计数据。这些数据可供研究人员访问, 他们将对来自不同年龄组和病史的各种患者进行医学统计。