



(11) **EP 2 343 007 B1**

(12) **EUROPEAN PATENT SPECIFICATION**

(45) Date of publication and mention of the grant of the patent:
29.08.2012 Bulletin 2012/35

(51) Int Cl.:
A61B 5/00 (2006.01)

(21) Application number: **10155220.6**

(22) Date of filing: **22.04.2002**

(54) **Medical monitoring system having multipath communications capability**

Medizinisches Überwachungssystem mit Mehrwegkommunikationsfähigkeit

Système de surveillance médicale doté d'une capacité de communications à voies multiples

(84) Designated Contracting States:
DE ES FR GB IT

(30) Priority: **23.04.2001 US 841133**

(43) Date of publication of application:
13.07.2011 Bulletin 2011/28

(62) Document number(s) of the earlier application(s) in accordance with Art. 76 EPC:
02731477.2 / 1 382 025

(73) Proprietor: **CardioNet, Inc.**
San Diego, CA 92101 (US)

(72) Inventors:
• **Rogers, Bobby, E.**
San Diego, CA 92130 (US)

• **Marable, William, R.**
San Diego, CA 92064 (US)
• **Eggers, Philip, N.**
Poway, CA 92064 (US)

(74) Representative: **Peterreins, Frank**
Fish & Richardson P.C.
Highlight Business Towers
Mies-van-der-Rohe-Strasse 8
80807 München (DE)

(56) References cited:
US-A- 5 724 025 US-A- 5 729 197
US-A- 6 160 478

EP 2 343 007 B1

Note: Within nine months of the publication of the mention of the grant of the European patent in the European Patent Bulletin, any person may give notice to the European Patent Office of opposition to that patent, in accordance with the Implementing Regulations. Notice of opposition shall not be deemed to have been filed until the opposition fee has been paid. (Art. 99(1) European Patent Convention).

Description

[0001] This invention relates to a medical monitoring system utilizing a remote monitoring unit and, more particularly, to the provision of a communication link for the remote monitoring unit with wider coverage than previously available.

BACKGROUND OF THE INVENTION

[0002] Advances in sensor technology, electronics, and communications have made it possible for physiological characteristics of patients to be monitored even when the patients are ambulatory and not in continuous, direct contact with a hospital monitoring system. For example, US Patent 5,959,529 describes a monitoring system in which the patient carries a remote monitoring unit with associated physiological sensors. The remote monitoring unit conducts a continuous monitoring of one or more physiological characteristics of the patient according to the medical problem of the patient, such as the heartbeat and its waveform.

[0003] US 5,724,025 describes a portable vital signs monitor including a portable monitoring device, connected to a number of sensors, and an inquiring device

[0004] An important objective of such portable monitoring systems is to establish contact with a central unit, which is in turn in contact with medical personnel and medical records. The ability to establish contact allows the central unit to determine the existence of a medical emergency with the patient, and to render medical assistance to the patient during such an emergency. The ability to establish contact is also important psychologically to the patient, so that the patient knows that (s)he is not alone and out of touch.

[0005] At the present time, the portable monitoring systems may establish communication links to the central unit through telephone land-lines, when the patient is in a location where land-line telephone access is readily available, or through the cellular telephone system when land-line access is not available or an emergency suddenly occurs. However, the present inventors have recognized that the existing medical monitoring systems are hampered by the fact that cellular telephone communication links are not available in many parts of the United States and in other countries. This unavailability arises because the cellular system infrastructure is not in place in relatively remote areas and because cellular telephone signals will not penetrate into many structures even if they are within the range of cellular telephone transceiver cell sites. The result is that the remote monitoring unit is unable to communicate with the central unit from many locations. The patient is therefore unable to obtain emergency assistance in those locations, and consequently feels isolated.

[0006] There is a need for an improved approach to ensuring wide-area communication availability for remote monitoring units of medical monitoring systems. The present invention fulfills this need, and further provides related advantages.

SUMMARY OF THE INVENTION

[0007] The present invention provides a medical monitoring system having a remote monitoring unit that has full communications coverage throughout the United States and much of the world. This communications coverage includes a wide geographical area and also locations such as the interiors of buildings that are sometimes unavailable for cellular telephone coverage. This full communications coverage allows the remote monitoring unit to communicate with the central unit under emergency conditions. Equally importantly, the patient being monitored has the peace of mind of knowing that (s)he is never completely out of touch with medical assistance. The present approach may be implemented relatively inexpensively, as the system infrastructure is in place and operating, and it may be adopted to new communications technologies that become available. The necessary addition to the remote monitoring unit adds very little in size, weight, and power consumption to the remote monitoring unit.

[0008] In accordance with the invention, a medical monitoring system comprises a sensor system including a sensor associated with a patient, and a remote monitoring unit. The remote monitoring unit comprises a microprocessor in communication with the sensor system, and a portable-monitoring-unit transceiver system in communication with the microprocessor. The portable-monitoring-unit transceiver system includes at least one transceiver selected from the group consisting of a land-line telephone transceiver and a primary wireless-network transceiver such as a cellular telephone transceiver, and preferably both. The portable-monitoring-unit transceiver system further comprises a third-network transceiver, such as a paging-network transceiver. Preferably, the portable-monitoring unit transceiver system includes a land-line telephone transceiver, a cellular telephone transceiver, and a paging-network transceiver.

[0009] The medical monitoring system also typically includes a central unit comprising a central unit transceiver which supports communication with the portable-monitoring-unit transceiver system.

[0010] The third network is preferably the paging system, but it may be of other types such as a marine network, an emergency network, or the like. The paging system, as it is used today in other applications, is intended to communicate relatively limited amounts of information, typically a brief message to a user that prompts the user to make some further contact or a short reply from the user. In a typical case, the user is prompted to go to a telephone to contact the person

who has made the page. Stated alternatively, the paging network has a relatively low bandwidth. Within this constraint, however, the bidirectional paging network has the important advantage that it operates through orbiting communication satellites or an antenna system that give it very wide area coverage and at frequencies that permit its signal to penetrate to locations and to be used in locations that do not permit cellular communication. The paging network has the additional advantage that its infrastructure is in place and operating.

[0011] The present inventors have recognized that the use of the paging network for emergency medical monitor communications does not permit the transmission of as high a data rate as does cellular or land-line communication. However, in an emergency where high-bandwidth communication is not available, more limited communication between the patient and the central unit is better than no communication between the patient and the central unit.

[0012] Accordingly, in this architecture the microprocessor of the remote monitoring unit usually includes a first processing routine that transmits a full data set over the land line or cellular system when a communication link over one of these transceivers is available, and a second processing routine that transmits a reduced data set over the paging-network (or other third-network) transceiver when a communication link over other transceivers is not available. For example, the first processing routine transmits full physiological information such as a complete heartbeat waveform in the case of heart patients, while the second processing routine might transmit a reduced data set such as heart rate, waveform classification, and other computed information locally derived from the heartbeat waveform by calculations made in the remote monitoring unit. Alternatively, the remote monitoring unit may make multiple transmissions over the paging network, but even in this case it is unlikely that full physiological information from the sensor can be transmitted at the same rate as achieved over the land-line or cellular communication systems.

[0013] The present invention establishes a communications hierarchy for the medical monitoring system. The medical monitoring system preferably has two basic communications paths between the remote monitoring unit and the central unit, the land-line telephone system and a wireless link such as the cellular-network system. Each of these communications paths has a relatively high communications bandwidth and can carry extensive data. However, in those cases where the basic communications system is unavailable, a third-network backup system, usually with a much narrower bandwidth, provides a minimal data set to define the event detected.

[0014] Other features and advantages of the present invention will be apparent from the following more detailed description of the preferred embodiment, taken in conjunction with the accompanying drawings, which illustrate, by way of example, the principles of the invention. The scope of the invention is not, however, limited to this preferred embodiment.

BRIEF DESCRIPTION OF THE DRAWINGS

[0015]

Figure 1 is a schematic diagram of a medical monitoring system; and

Figure 2 is a block flow diagram of a method of operation of the communications.

DETAILED DESCRIPTION OF THE INVENTION

[0016] Figure 1 depicts a preferred embodiment of a medical monitoring system 20. The medical monitoring system 20 includes a sensor system 22 having a sensor associated with a patient. The sensor system 22 may monitor any of a variety of physiological characteristics of the patient, such as a heartbeat waveform, blood pressure, brain signals, blood chemistry, and the like. The sensor system 22 communicates with a remote monitoring unit (RMU) 24 that is either carried by the patient or is relatively physically close to the patient. The communication between the sensor system 22 and the remote monitoring unit 24 may be either wired or wireless, such as a short-range radio frequency link.

[0017] The remote monitoring unit 24 includes a microprocessor 26 in communication with the sensor system 22. The microprocessor 26 performs computations as may be necessary and oversees the operation of a portable-monitoring-unit transceiver system 28 that is also a part of the remote monitoring unit 24. The portable-monitoring-unit transceiver system 28 communicates with a central unit (CU) 30 having a central-unit transceiver system 32 that supports communications of the types found in the portable-monitoring-unit transceiver system 28 and which will be discussed subsequently. The central unit 30 also includes a central unit microprocessor 34 that coordinates the central-unit transceiver system 32 and performs other analytical and control functions. The general features of a preferred form of the medical monitoring system 20, other than those to be discussed subsequently, are described in US Patent 5,959,529.

[0018] The portable-monitoring-unit transceiver system 28 includes a third-network transceiver 35. The third-network transceiver 35 is preferably a two-way paging-network transceiver operable with the paging network, and the following discussion will focus on that preferred embodiment. However, the third-network transceiver 35 may be of other backup types, such as a specialized emergency-network transceiver, a marine-network transceiver, and the like.

[0019] The embodiment of Figure 1 includes the paging network transceiver 36 and its antenna 38 that selectively

establish a third-network link (in this case a paging-network link) with the central unit 30. The paging network transceiver 36 operates using the existing paging network available throughout the United States and much of the rest of the world. Communication with the paging network is available in virtually every part of the United States and in most parts of the rest of the world. It is available in the open, inside buildings, in aircraft, and onboard ships. The paging network originally operated unidirectionally, with signals conveyed only from the satellite to the paging unit, but it is now available in a bidirectional form as suggested by the term "transceiver", an art-recognized contraction of "transmitter/receiver". That is, the bidirectional paging transceiver 36 may either receive information or send information, via the existing paging system, to the central unit transceiver 32.

[0020] The portable-monitoring-unit transceiver system 28 further includes a cellular telephone transceiver 40 and its antenna 42, which serves as a primary wireless-network transceiver. The cellular transceiver 40 selectively establishes a cellular link with the central unit 30. The cellular telephone transceiver 36 operates using the existing network of cell sites available through much of the United States and some of the rest of the world. Cellular communications links are operable in the open, inside most automobiles within range of cell sites, and inside many buildings, but are often not available in some buildings, in aircraft, or onboard ships. The cellular telephone transceiver 40 may either receive information or send information through the cellular network to the central unit transceiver 32.

[0021] The portable-monitoring-unit transceiver system 28 further includes a land-line telephone transceiver 44 and its plug jack 46. The land-line telephone transceiver 44 selectively establishes a land-line link with the central unit 30. The land-line telephone transceiver 44 operates using the land-line system (which may also include microwave links of the land lines) available through much of the United States and much of the rest of the world. Land-line telephone communications links are available through telephone central switching offices wherever there is a plug connection, but the need for physical access to a plug limits the mobility of the patient. The land-line telephone transceiver 44 may either receive information or send information through the land-line system to the central unit transceiver 32.

[0022] Figure 2 depicts the sequence of events when communication is required between the remote monitoring unit 24 and the central unit 30. A need for communications is first determined, numeral 60. This step typically occurs when the remote monitoring unit 24 determines that it needs to communicate with the central unit 30, but it may also occur when the central unit 30 determines that it needs to communicate with the remote monitoring unit 24. The former case will be discussed in detail, but the discussion is equally applicable to the latter case.

[0023] The land-line transceiver 44 is used if the land-line link is available, numeral 62. That is, the microprocessor 26 seeks to open a land-line communication link to the central unit 30 through the land-line transceiver 44. If there is no plug in the plug jack 46 or if it is otherwise not possible to dial up the central unit 30, then the microprocessor 26 seeks to open a cellular link to the central unit 30 through the cellular telephone transceiver 40, numeral 64. The use of the land-line transceiver 44 is preferred to the use of the cellular telephone transceiver 40, because the land-line communication link is more reliable, more secure, and usually less costly, if available.

[0024] If the communication link is established either through the land-line transceiver 44 or the cellular transceiver 40, then the microprocessor 26 uses a first processing routine stored therein that transmits a full data set through either of these wide-bandwidth communications channels. This is the desired operating mode of the medical monitoring system 20, because its full data capabilities may be employed.

[0025] However, as noted above, in some instances neither the land-line link nor the cellular link is available due to reasons such as unavailability of the land line, unavailability of the cellular system, user overload of the cellular system, interference to wireless communications in the frequency band of the cellular system, or the like. In that case, the paging-network (or other third-network) transceiver 36 is used, numeral 66. Because of the narrow communications bandwidth of the paging network, the microprocessor 26 typically uses a second processing routine stored therein that determines and transmits a reduced data set over the paging-network link. In some cases where the sensor system 22 obtains a small amount of data such as a single blood chemistry number, the full data set may be transmitted over the paging network transceiver 36. In other cases where the sensor system 22 obtains much larger amounts of data, such as a heartbeat waveform, then it is not possible to transmit the full data set even if data compression techniques are used. The second processing routine is written to select only the most important of the data that is gathered by the sensor system 22, or to calculate secondary data from the gathered data, for transmission over the paging network transceiver 36. In the case of the heartbeat, for example, the second processing routine may calculate a heart rate (number of beats per minute), an amplitude, and waveform characteristics of selected portions of the full heartbeat signal for transmission within the bandwidth constraints of the paging network. The second processing routine would typically not select voice or other audio signals for transmission. This reduced data set, while not as complete as the full data set, is far better and more useful to the central unit 30 in diagnosing and aiding the patient than having no information and no contact at all. It is possible to perform multiple serial communications between the remote monitoring unit 24 and the central unit 30 to transmit more information, but even in that case it is unlikely that the full data set can be conveyed. The selection of the content of the reduced data set and hence the content of the second processing routine is left to the individual situation and type of data being monitored for the individual patient.

[0026] The present invention provides a communications hierarchy based upon a recognition that limited communi-

cations is better than no communications in many instances, and a recognition of the tradeoff between communications availability and bandwidth. Some currently available communications links are summarized in the following table, with the land-line telephone being a wired connection and the other communications links being wireless. However, it is emphasized that the use of the present invention is not limited to these types of communications links and includes other presently available and future communications links:

Communications Link	Center Frequency (MHZ)	Bandwidth (Qualitative)
Land-line telephone	--	very high
Analog cellular phone	859	moderate
Digital CDMA cellular phone	800	high
Digital PCS CDMA cellular phone	1900	high
Motorola Reflex paging	900	moderate
Celelemetry paging	859	very low

[0027] Thus, it is preferred that the portable-monitoring-unit transceiver system of the medical monitoring system include the land-line telephone transceiver and a digital cellular transceiver. However, when communication over these communications links is not available, one of the paging systems may be used as a backup. Even data communications over a low-bandwidth or moderate-bandwidth paging system is preferable to no communication in many situations.

[0028] Although a particular embodiment of the invention has been described in detail for purposes of illustration, various modifications and enhancements may be made without departing from the scope of the invention. Accordingly, the invention is not to be limited except as by the appended claims.

Claims

1. A medical monitoring system, comprising:

a sensor system (22) for monitoring a heartbeat waveform of a patient and including a sensor associated with the patient; and
 a remote monitoring unit (24) comprising
 a microprocessor (26) in communication with the sensor system (22), and
 a portable-monitoring-unit transceiver system (28) in communication with the microprocessor (26), the portable-monitoring-unit transceiver system (28) comprising
 at least one transceiver selected from the group consisting of a land-line telephone transceiver (44) and a primary wireless-network transceiver (40), and
 a third-network transceiver (36).

2. The medical monitoring system of claim 1, wherein the primary wireless-network transceiver (40) comprises a cellular telephone transceiver.

3. A medical monitoring system according to claim 2, wherein the microprocessor (26) of the remote monitoring unit (24) includes:

a first processing routine that transmits a full data set over the land-line telephone transceiver (44) or the cellular telephone transceiver when a communication link over one of these transceivers is available; and
 a second processing routine that transmits a reduced data set over the third-network transceiver (36) when a communication link over the other transceivers is not available.

4. A medical monitoring system according to claim 3, wherein the second processing routine transmits a reduced data set including a heart rate, a waveform classification, and other computed information locally derived from the heartbeat waveform by calculations made in the remote monitoring unit (24).

5. A medical monitoring system according to claim 4, wherein the first processing routine transmits full physiological

information including a complete heartbeat waveform.

5 6. A medical monitoring system according to claim 3, wherein the second processing routine is written to select only the most important data gathered by the sensor system (22) for transmission.

7. A medical monitoring system according to claim 3, wherein the second processing routine is written to calculate secondary data from data gathered by the sensor system (22) for transmission.

10 8. A medical monitoring system according to any one of claims 2 to 7, wherein, in instances where neither a land-line link nor a cellular link is available, the third-network transceiver (36) is used.

9. A medical monitoring system according to any preceding claim, wherein the third-network transceiver (36) comprises a paging-network transceiver.

15 10. A medical monitoring system according to any preceding claim, wherein the medical monitoring system further includes a central unit (30) comprising a central unit transceiver (32) which supports communication with the portable-monitoring-unit transceiver system (28).

20 11. A medical monitoring system according to any one of claims 1, 2, 9, or 10, wherein the microprocessor (26) of the remote monitoring unit (24) includes:

a first processing routine that transmits a full data set over the at least one transceiver when a communication link over the at least one transceiver is available; and

25 a second processing routine that transmits a reduced data set over the third network transceiver when a communication link over the at least one additional transceiver is not available.

12. A medical monitoring system according to any claim preceding claim, wherein the remote monitoring unit (24) is carried by the patient.

30 13. A medical monitoring system according to any preceding claim, further comprising wired communication between the sensor system (22) and the remote monitoring unit (24).

35 14. A method for performing communications by a remote monitoring unit (22) that is carried by a patient to a central unit, comprising the steps of:

monitoring a heartbeat waveform of a patient with a sensor system (22) that communicates with the remote monitoring unit (24);

determining a need for communication by the remote monitoring unit (24) to the central unit;

40 the remote monitoring unit (24) communicating with the central unit by a land-line link if the land-line link is available;

the remote monitoring unit (24) communicating with the central unit by a cellular link if the land-line link is not available; and

45 the remote monitoring unit (24) communicating with the central unit by a third network link if the land-line link and the cellular link are not available.

15. The method according to claim 14, further comprising:

a first processing routine included in a microprocessor of the remote monitoring unit transmitting a full data set over the land-line link or the cellular link when one of these communication links is available; and

50 a second processing routine transmitting a reduced data set over the third network link when other links are not available.

55 Patentansprüche

1. Medizinisches Überwachungssystem, umfassend:

ein Sensorsystem (22) zum Überwachen einer Herzschlagkurve eines Patienten, das einen mit dem Patienten

EP 2 343 007 B1

assoziierten Sensor beinhaltet; und
eine Fernüberwachungseinheit (24), umfassend:

5 einen Mikroprozessor (26) in Kommunikation mit dem Sensorsystem (22) und
ein tragbares Überwachungseinheit-Sender-/Empfängersystem (28) in Kommunikation mit dem Mikroprozessor (26), wobei das tragbare Überwachungseinheit-Sender-/Empfängersystem (28) Folgendes umfasst:

10 mindestens einen Sender/Empfänger, ausgewählt aus der Gruppe bestehend aus einem Festnetz-
Telefonsender/-empfänger (44) und einem primären Drahtlosnetz-Sender/-Empfänger (40) und
einem Drittnetz-Sender/-Empfänger (36).

2. Medizinisches Überwachungssystem nach Anspruch 1, wobei der Primäre-Drahtlosnetz-Sender/-Empfänger (40)
einen Mobiltelefonsender/- empfänger umfasst.

15 3. Medizinisches Überwachungssystem nach Anspruch 2, wobei der Mikroprozessor (26) der Fernüberwachungseinheit (24) Folgendes umfasst:

20 eine erste Verarbeitungsroutine, die einen vollen Datensatz über den Festnetz-Telefonsender/-empfänger (44)
oder den Mobiltelefon-Sender/- Empfänger sendet, wenn eine Kommunikationsverbindung über einen dieser
Sender/Empfänger verfügbar ist; und
eine zweite Verarbeitungsroutine, die einen reduzierten Datensatz über den Drittnetz-Sender/-Empfänger (36)
sendet, wenn eine Kommunikationsverbindung über die anderen Sender/Empfänger nicht verfügbar ist.

25 4. Medizinisches Überwachungssystem nach Anspruch 3, wobei die zweite Verarbeitungsroutine einen reduzierten
Datensatz einschließlich einer Herzfrequenz, einer Kurvenformklassifizierung und anderer berechneter Informatio-
nen, die lokal aus der Herzschlagkurvenform durch in der Fernüberwachungseinheit (24) durchgeführte Berech-
nungen berechnet werden, sendet.

30 5. Medizinisches Überwachungssystem nach Anspruch 4, wobei die erste Verarbeitungsroutine volle physiologische
Informationen einschließlich einer vollständigen Herzschlagkurvenform sendet.

6. Medizinisches Überwachungssystem nach Anspruch 3, wobei die zweite Verarbeitungsroutine dafür geschrieben
ist, nur die wichtigsten durch das Sensorsystem (22) gesammelten Daten für die Übertragung auszuwählen.

35 7. Medizinisches Überwachungssystem nach Anspruch 3, wobei die zweite Verarbeitungsroutine dafür geschrieben
ist, aus durch das Sensorsystem (22) gesammelten Daten sekundäre Daten für die Übertragung zu berechnen.

40 8. Medizinisches Überwachungssystem nach einem der Ansprüche 2 bis 7, wobei, falls weder eine Festnetzverbindung
noch eine Mobilverbindung verfügbar ist, der Drittnetz-Sender/-Empfänger (36) verwendet wird.

9. Medizinisches Überwachungssystem nach einem der vorhergehenden Ansprüche, wobei der Drittnetz-Sender/-
Empfänger (36) einen Paging-NetzSender/-Empfänger umfasst.

45 10. Medizinisches Überwachungssystem nach einem der vorhergehenden Ansprüche, wobei das medizinische Über-
wachungssystem ferner eine Zentraleinheit (30) umfasst, die einen Zentraleinheitsender/-empfänger (32) umfasst,
der Kommunikation mit dem tragbaren Überwachungseinheit-Sender-/Empfängersystem (28) unterstützt.

50 11. Medizinisches Überwachungssystem nach einem der Ansprüche 1, 2, 9 oder 10, wobei der Mikroprozessor (26)
der Fernüberwachungseinheit (24) Folgendes umfasst:

55 eine erste Verarbeitungsroutine, die einen vollen Datensatz über den mindestens einen Sender/Empfänger
sendet, wenn eine Kommunikationsverbindung über den mindestens einen Sender/Empfänger verfügbar ist; und
eine zweite Verarbeitungsroutine, die einen reduzierten Datensatz über den Drittnetz-Sender/-Empfänger sen-
det, wenn eine Kommunikationsverbindung über den mindestens einen zusätzlichen Sender/Empfänger nicht
verfügbar ist.

12. Medizinisches Überwachungssystem nach einem der vorhergehenden Ansprüche, wobei die Fernüberwachungs-
einheit (24) vom Patienten getragen wird.

13. Medizinisches Überwachungssystem nach einem der vorhergehenden Ansprüche, das ferner verdrahtete Kommunikation zwischen dem Sensorsystem (22) und der Fernüberwachungseinheit (24) umfasst.

5 14. Verfahren zum Durchführen von Kommunikation durch eine Fernüberwachungseinheit (22), die von einem Patienten getragen wird, mit einer Zentraleinheit, mit den folgenden Schritten:

Überwachen einer Herzschlagkurvenform eines Patienten mit einem Sensorsystem (22), das mit der Fernüberwachungseinheit (24) kommuniziert;

10 Bestimmen einer Notwendigkeit von Kommunikation durch die Fernüberwachungseinheit (24) mit der Zentraleinheit;

die Fernüberwachungseinheit (24) kommuniziert mit der Zentraleinheit durch eine Festnetzverbindung, wenn die Festnetzverbindung verfügbar ist;

die Fernüberwachungseinheit (24) kommuniziert mit der Zentraleinheit durch eine Mobilverbindung, wenn die Festnetzverbindung nicht verfügbar ist; und

15 die Fernüberwachungseinheit (24) kommuniziert mit der Zentraleinheit durch eine Drittnetzverbindung, wenn die Festnetzverbindung und die Mobilverbindung nicht verfügbar sind.

15. Verfahren nach Anspruch 14, ferner umfassend:

20 eine in einem Mikroprozessor der Fernüberwachungseinheit enthaltene erste Verarbeitungsroutine, die einen vollen Datensatz über die Festnetzverbindung oder die Mobilverbindung sendet, wenn eine dieser Kommunikationsverbindungen verfügbar ist; und

eine zweite Verarbeitungsroutine, die einen reduzierten Datensatz über die Drittnetzverbindung sendet, wenn andere Verbindungen nicht verfügbar sind.

Revendications

30 1. Système de surveillance médicale, comprenant :

un système capteur (22) servant à surveiller une forme d'onde de rythme cardiaque d'un patient et comportant un capteur associé au patient ; et
une unité de télésurveillance (24) comprenant

35 un microprocesseur (26) en communication avec le système capteur (22), et
un système émetteur-récepteur d'unité de surveillance portable (28) en communication avec le microprocesseur (26), le système émetteur-récepteur d'unité de surveillance portable (28) comprenant

40 au moins un émetteur-récepteur choisi parmi le groupe constitué par un émetteur-récepteur de téléphone par ligne terrestre (44) et un émetteur-récepteur de réseau sans fil principal (40), et
un émetteur-récepteur de troisième réseau (36).

45 2. Système de surveillance médicale selon la revendication 1, l'émetteur-récepteur de réseau sans fil principal (40) comprenant un émetteur-récepteur de téléphone cellulaire.

3. Système de surveillance médicale selon la revendication 2, le microprocesseur (26) de l'unité de télésurveillance (24) comportant :

50 une première routine de traitement qui transmet un ensemble intégral de données par l'émetteur-récepteur de téléphone par ligne terrestre (44) ou l'émetteur-récepteur de téléphone cellulaire si une liaison de communication par l'un de ces émetteurs-récepteurs est disponible ; et

une deuxième routine de traitement qui transmet un ensemble limité de données par l'émetteur-récepteur de troisième réseau (36) si une liaison de communication par les autres émetteurs-récepteurs n'est pas disponible.

55 4. Système de surveillance médicale selon la revendication 3, la deuxième routine de traitement transmettant un ensemble limité de données comprenant une fréquence cardiaque, une classification de forme d'onde et d'autres informations calculées obtenues localement à partir de la forme d'onde de rythme cardiaque par des calculs effectués dans l'unité de télésurveillance (24).

EP 2 343 007 B1

5. Système de surveillance médicale selon la revendication 4, la première routine de traitement transmettant des informations physiologiques intégrales comprenant une forme d'onde de rythme cardiaque complète.
- 5 6. Système de surveillance médicale selon la revendication 3, la deuxième routine de traitement étant écrite de manière à ne sélectionner pour la transmission que les données les plus importantes collectées par le système capteur (22).
7. Système de surveillance médicale selon la revendication 3, la deuxième routine de traitement étant écrite de manière à calculer pour la transmission des données auxiliaires à partir de données collectées par le système capteur (22).
- 10 8. Système de surveillance médicale selon l'une quelconque des revendications 2 à 7, l'émetteur-récepteur de troisième réseau (36) étant utilisé si ni une liaison par ligne terrestre ni une liaison cellulaire ne sont disponibles.
9. Système de surveillance médicale selon l'une quelconque des revendications précédentes, l'émetteur-récepteur de troisième réseau (36) comprenant un émetteur-récepteur de réseau de radiomessagerie unilatérale.
- 15 10. Système de surveillance médicale selon l'une quelconque des revendications précédentes, comportant en outre une unité centrale (30) comprenant un émetteur-récepteur d'unité centrale (32) qui accepte les communications avec le système émetteur-récepteur d'unité de surveillance portable (28).
- 20 11. Système de surveillance médicale selon l'une quelconque des revendications 1, 2, 9 ou 10, le microprocesseur (26) de l'unité de télésurveillance (24) comportant :
- 25 une première routine de traitement qui transmet un ensemble intégral de données par ledit au moins un émetteur-récepteur si une liaison de communication par ledit au moins un émetteur-récepteur est disponible ; et
une deuxième routine de traitement qui transmet un ensemble limité de données par l'émetteur-récepteur de troisième réseau si une liaison de communication par ledit au moins un émetteur-récepteur supplémentaire n'est pas disponible.
- 30 12. Système de surveillance médicale selon l'une quelconque des revendications précédentes, l'unité de télésurveillance (24) étant portée par le patient.
13. Système de surveillance médicale selon l'une quelconque des revendications précédentes, comprenant en outre une communication filaire entre le système capteur (22) et l'unité de télésurveillance (24).
- 35 14. Procédé permettant à une unité de télésurveillance (22) portée par un patient d'effectuer des communications avec une unité centrale, le procédé comprenant les étapes consistant à :
- 40 surveiller une forme d'onde de rythme cardiaque du patient au moyen d'un système capteur (22) qui communique avec l'unité de télésurveillance (24) ;
établir si l'unité de télésurveillance (24) a besoin de communiquer avec l'unité centrale ;
effectuer des communications de l'unité de télésurveillance (24) à l'unité centrale par une liaison par ligne terrestre si la liaison par ligne terrestre est disponible ;
effectuer des communications de l'unité de télésurveillance (24) à l'unité centrale par une liaison cellulaire si la liaison par ligne terrestre n'est pas disponible ; et
45 effectuer des communications de l'unité de télésurveillance (24) de l'unité centrale par une liaison de troisième réseau si ni la liaison par ligne terrestre ni la liaison cellulaire ne sont disponibles.
15. Procédé selon la revendication 14, comprenant en outre les étapes consistant à :
- 50 transmettre, au moyen d'une première routine de traitement contenue dans un microprocesseur de l'unité de télésurveillance, un ensemble intégral de données par la liaison par ligne terrestre ou la liaison cellulaire si l'une de ces liaisons de communication est disponible ; et
transmettre, au moyen d'une deuxième routine de traitement, un ensemble limité de données par la liaison de troisième réseau si d'autres liaisons ne sont pas disponibles.
- 55

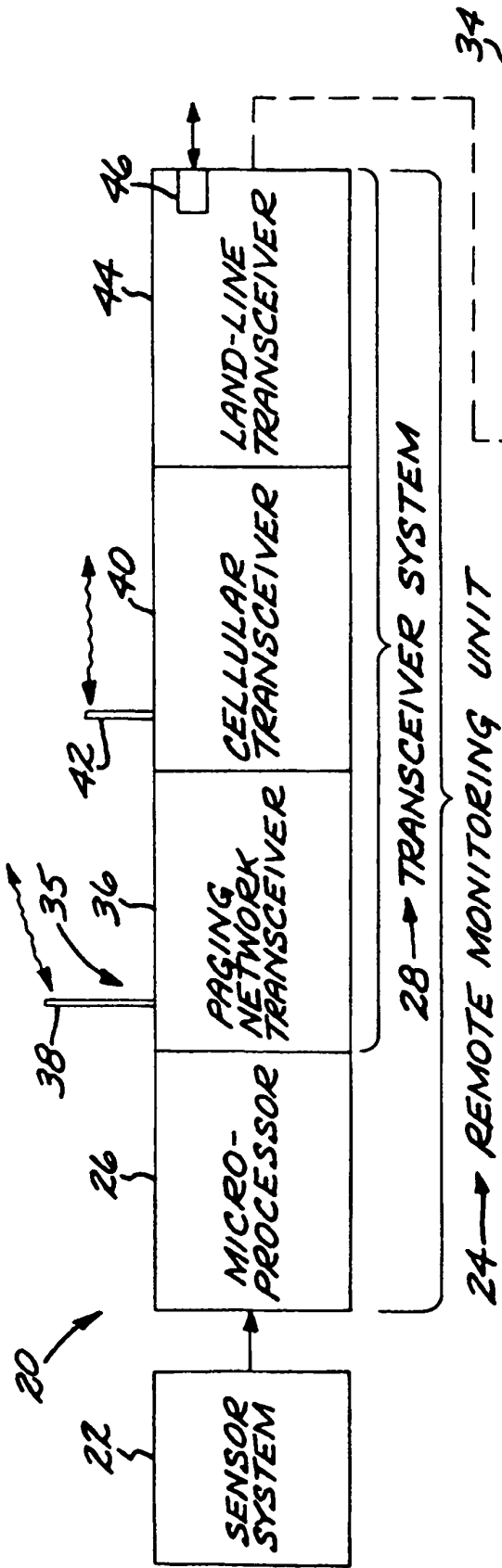


FIG. 1

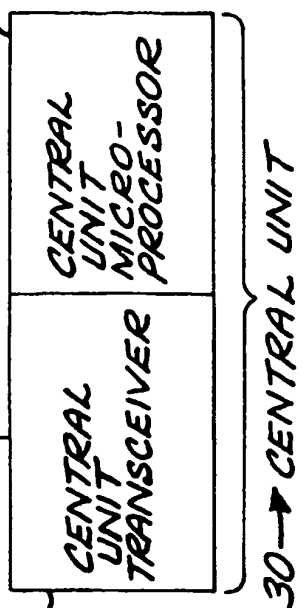
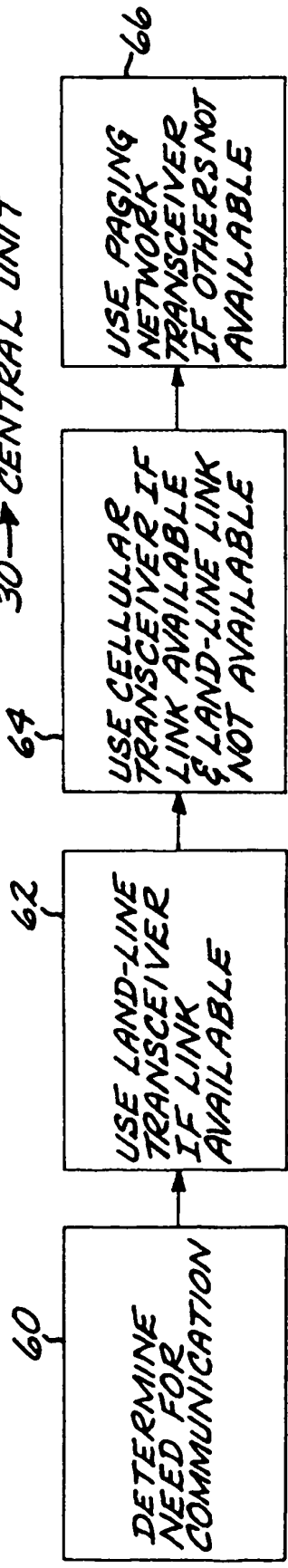


FIG. 2



REFERENCES CITED IN THE DESCRIPTION

This list of references cited by the applicant is for the reader's convenience only. It does not form part of the European patent document. Even though great care has been taken in compiling the references, errors or omissions cannot be excluded and the EPO disclaims all liability in this regard.

Patent documents cited in the description

- US 5959529 A [0002] [0017]
- US 5724025 A [0003]

专利名称(译)	具有多路径通信能力的医疗监控系统		
公开(公告)号	EP2343007B1	公开(公告)日	2012-08-29
申请号	EP2010155220	申请日	2002-04-22
申请(专利权)人(译)	CARDIONET INC.		
当前申请(专利权)人(译)	CARDIONET INC.		
[标]发明人	ROGERS BOBBY E MARABLE WILLIAM R EGGERS PHILIP N		
发明人	ROGERS, BOBBY, E. MARABLE, WILLIAM, R. EGGERS, PHILIP, N.		
IPC分类号	A61B5/00 G06Q50/00 G08B29/16 H04M11/00		
CPC分类号	A61B5/0022 G08B25/004 G16H40/67 Y10S128/903 Y10S128/904		
代理机构(译)	PETERREINS , FRANK		
优先权	09/841133 2001-04-23 US		
其他公开文献	EP2343007A1		
外部链接	Espacenet		

摘要(译)

医疗监测系统具有包括与患者相关联的传感器的传感器系统和远程监测单元。远程监测单元包括与传感器系统通信的微处理器，以及与微处理器通信的便携式监视单元收发器系统。便携式监视单元收发器系统具有陆线电话收发器和/或蜂窝电话收发器，以及诸如寻呼网络收发器的第三网络收发器。当通过这些收发器的通信链路可用时，通过陆线电话收发器或蜂窝电话收发器发送完整数据集，并且当通过陆线电话收发器的通信链路时，通过第三网络收发器发送简化数据集和蜂窝电话收发器不可用。

