

(19)



(11)

EP 2 008 581 A3

(12)

EUROPEAN PATENT APPLICATION

(88) Date of publication A3:
25.08.2010 Bulletin 2010/34

(43) Date of publication A2:
31.12.2008 Bulletin 2009/01

(21) Application number: **08075738.8**

(22) Date of filing: **17.09.2004**

(51) Int Cl.:

A61N 1/362 (2006.01)	A61B 5/00 (2006.01)
A61B 5/0205 (2006.01)	A61L 9/04 (2006.01)
A61M 15/00 (2006.01)	A61N 1/20 (2006.01)
A61N 1/36 (2006.01)	A61B 5/04 (2006.01)
A61B 5/103 (2006.01)	A61K 9/22 (2006.01)
A61M 31/00 (2006.01)	A61N 1/18 (2006.01)
A61N 1/365 (2006.01)	

(84) Designated Contracting States:
**AT BE BG CH CY CZ DE DK EE ES FI FR GB GR
HU IE IT LI LU MC NL PL PT RO SE SI SK TR**

(30) Priority: **18.09.2003 US 504229 P**
11.03.2004 US 798794
15.04.2004 US 824941
15.04.2004 US 824776
09.06.2004 US 864287
17.08.2004 US 920569
17.08.2004 US 920675
17.08.2004 US 920568
19.08.2004 US 922351
20.08.2004 US 922663
30.08.2004 US 929826
30.08.2004 US 929830
30.08.2004 US 929306
31.08.2004 US 930508
31.08.2004 US 930346
31.08.2004 US 930979
13.09.2004 US 939586
13.09.2004 US 939834
13.09.2004 US 939711
13.09.2004 US 939639
15.09.2004 US 943077
15.09.2004 US 943079
15.09.2004 US 943071
15.09.2004 US 943074
15.09.2004 US 943070

(62) Document number(s) of the earlier application(s) in accordance with Art. 76 EPC:
04784602.7 / 1 670 547

(71) Applicant: **Cardiac Pacemakers, Inc.**
St. Paul MN 55112-5798 (US)

(72) Inventors:

- **Stahmann, Jeffrey E.**
Ramsey, MN 55303 (US)
- **Lee, Kent**
Shoreview, MN 55126 (US)
- **Hartley, Jesse W.**
Lino Lakes, MN 55014 (US)
- **Ni, Quan**
Shoreview, MN 55126 (US)
- **Hatlestad, John D.**
Maplewood, MN 55117 (US)
- **Zhu, Qingsheng**
Little Canada, MN 55117 (US)
- **Siejko, Krzysztof J.**
Maple Grove, MN 55369 (US)

(74) Representative: **Charig, Raymond Julian**
Potter Clarkson LLP
Park View House
58 The Ropewalk
Nottingham
NG1 5DD (GB)

(54) **Patient monitoring, diagnosis, and/or therapy systems and methods**

(57) Systems and methods for monitoring, diagnosing, and/or treating a patient are provided. One or more individual medical procedures may be utilized to monitor, diagnose and/or treat the patient. Two or more of the individual medical procedures or may be used in combination to provide more comprehensive patient monitoring, diagnosis and/or therapy. One or more functions of two or more individual medical procedures may be used

in combination to enhance patient monitoring, diagnosis and/or therapy. The medical procedures may be coordinated. Coordinated medical procedures may involve cooperative operation of two or more of the individual processes. Coordinated medical procedures may also involve cooperative operation of one or more functions of two or more of the individual processes.

EP 2 008 581 A3

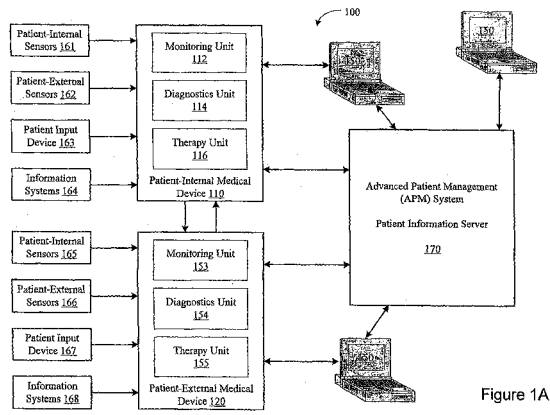


Figure 1A

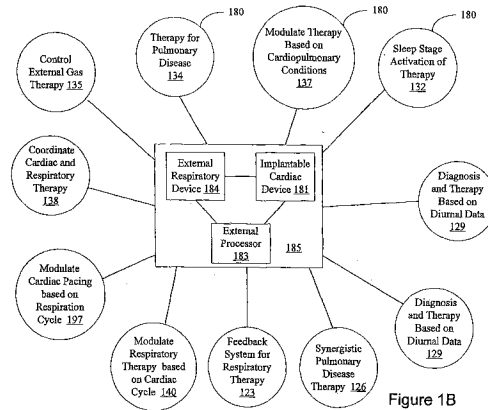


Figure 1B

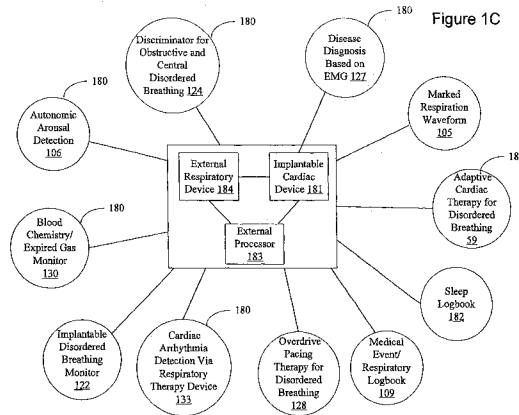


Figure 1C

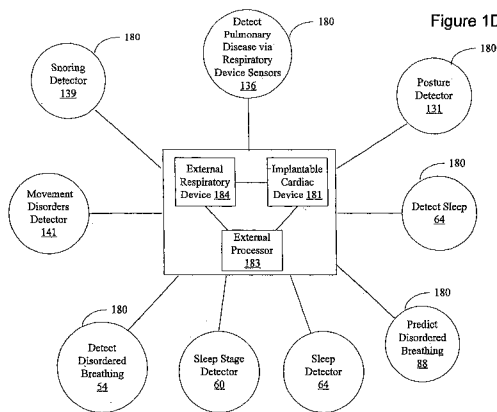


Figure 1D



EUROPEAN SEARCH REPORT

Application Number
EP 08 07 5738

DOCUMENTS CONSIDERED TO BE RELEVANT			
Category	Citation of document with indication, where appropriate, of relevant passages	Relevant to claim	CLASSIFICATION OF THE APPLICATION (IPC)
A	US 2003/153953 A1 (PARK EULJOON [US] ET AL) 14 August 2003 (2003-08-14) * paragraphs [0025] - [0098] * -----	1-15	INV. A61N1/362 A61B5/00 A61B5/0205
A	US 6 574 507 B1 (BONNET JEAN-LUC [FR]) 3 June 2003 (2003-06-03) * paragraphs [0015] - [0043] * -----	1-15	A61L9/04 A61M15/00 A61N1/20 A61N1/36
A	WO 02/40096 A1 (MEDTRONIC INC [US]) 23 May 2002 (2002-05-23) * page 2, line 4 - page 29, line 14 * -----	1-15	A61B5/04 A61B5/103 A61K9/22 A61M31/00
A	US 2002/147476 A1 (DAUM DOUGLAS R [US]) 10 October 2002 (2002-10-10) * paragraphs [0009] - [0030] * -----	1-15	A61N1/18 A61N1/365
The present search report has been drawn up for all claims			TECHNICAL FIELDS SEARCHED (IPC)
			A61B A61N A61L A61M
Place of search Munich		Date of completion of the search 16 July 2010	Examiner Kurze, Volker
CATEGORY OF CITED DOCUMENTS X : particularly relevant if taken alone Y : particularly relevant if combined with another document of the same category A : technological background O : non-written disclosure P : intermediate document		T : theory or principle underlying the invention E : earlier patent document, but published on, or after the filing date D : document cited in the application L : document cited for other reasons & : member of the same patent family, corresponding document	

1
EPO FORM 1503 03.82 (P04C01)

**ANNEX TO THE EUROPEAN SEARCH REPORT
ON EUROPEAN PATENT APPLICATION NO.**

EP 08 07 5738

This annex lists the patent family members relating to the patent documents cited in the above-mentioned European search report. The members are as contained in the European Patent Office EDP file on
The European Patent Office is in no way liable for these particulars which are merely given for the purpose of information.

16-07-2010

Patent document cited in search report	Publication date	Patent family member(s)	Publication date
US 2003153953 A1	14-08-2003	US 2003153956 A1	14-08-2003
US 6574507 B1	03-06-2003	AT 305322 T	15-10-2005
		DE 69927438 T2	22-06-2006
		EP 0970713 A1	12-01-2000
		FR 2780654 A1	07-01-2000
		WO 0001438 A1	13-01-2000
		JP 3621348 B2	16-02-2005
		JP 2002519161 T	02-07-2002
WO 0240096 A1	23-05-2002	CA 2429237 A1	23-05-2002
		DE 60035719 T2	30-04-2008
		EP 1337296 A1	27-08-2003
		JP 2004513713 T	13-05-2004
US 2002147476 A1	10-10-2002	US 2002147475 A1	10-10-2002

专利名称(译)	患者监测, 诊断和/或治疗系统和方法		
公开(公告)号	EP2008581A3	公开(公告)日	2010-08-25
申请号	EP2008075738	申请日	2004-09-17
[标]申请(专利权)人(译)	心脏起搏器股份公司		
申请(专利权)人(译)	心脏起搏器, INC.		
当前申请(专利权)人(译)	心脏起搏器, INC.		
[标]发明人	STAHMANN JEFFREY E LEE KENT HARTLEY JESSE W NI QUAN HATLESTAD JOHN D ZHU QINGSHENG SIEJKO KRZYSZTOF J		
发明人	STAHMANN, JEFFREY E. LEE, KENT HARTLEY, JESSE W. NI, QUAN HATLESTAD, JOHN D. ZHU, QINGSHENG SIEJKO, KRZYSZTOF J.		
IPC分类号	A61N1/362 A61B5/00 A61B5/0205 A61L9/04 A61M15/00 A61N1/20 A61N1/36 A61B5/04 A61B5/103 A61K9/22 A61M31/00 A61N1/18 A61N1/365 A61B5/0215 A61B5/042 A61B5/0464 A61B5/0476 A61B5/ /0488 A61B5/0496 A61B5/053 A61B5/08 A61B5/083 A61B5/085 A61B5/087 A61B5/113 A61M16/00 A61M16/10 A61N1/37		
CPC分类号	A61B5/0031 A61B5/02055 A61B5/0215 A61B5/02405 A61B5/0421 A61B5/0422 A61B5/0464 A61B5/ /0476 A61B5/0488 A61B5/0496 A61B5/053 A61B5/0809 A61B5/0836 A61B5/087 A61B5/103 A61B5/ /1116 A61B5/113 A61B5/145 A61B5/14539 A61B5/14542 A61B5/4035 A61B5/4519 A61B5/4818 A61B5/6814 A61B5/6823 A61B5/6828 A61B5/686 A61B5/6891 A61B5/7275 A61B7/00 A61B2562 /0219 A61M16/0051 A61M16/026 A61M16/0666 A61M16/10 A61M2016/0021 A61M2016/0036 A61M2016/0039 A61M2016/0042 A61M2202/0208 A61M2205/3303 A61M2205/3306 A61M2205/3375 A61M2205/3561 A61M2205/3592 A61M2205/52 A61M2230/04 A61M2230/10 A61M2230/202 A61M2230/205 A61M2230/30 A61M2230/432 A61M2230/435 A61M2230/50 A61M2230/60 A61M2230 /63 A61M2230/65 A61N1/3601 A61N1/3627 A61N1/365 A61N1/36514 A61N1/36535 A61N1/36557 A61N1/36578 A61N1/36585 A61N1/36592 A61N1/37 G16H20/30 G16H20/40 G16H50/20		
优先权	60/504229 2003-09-18 US 10/798794 2004-03-11 US 10/824941 2004-04-15 US 10/824776 2004-04-15 US 10/864287 2004-06-09 US 10/920569 2004-08-17 US 10/920675 2004-08-17 US 10/920568 2004-08-17 US 10/922351 2004-08-19 US 10/922663 2004-08-20 US 10/929826 2004-08-30 US 10/929830 2004-08-30 US		

10/929306 2004-08-30 US
 10/930508 2004-08-31 US
 10/930346 2004-08-31 US
 10/930979 2004-08-31 US
 10/939586 2004-09-13 US
 10/939834 2004-09-13 US
 10/939711 2004-09-13 US
 10/939639 2004-09-13 US
 10/943077 2004-09-15 US
 10/943079 2004-09-15 US
 10/943071 2004-09-15 US
 10/943074 2004-09-15 US
 10/943070 2004-09-15 US
 10/642998 2003-08-18 US
 10/643006 2003-08-18 US
 10/643016 2003-08-18 US
 10/643154 2003-08-18 US
 10/643203 2003-08-18 US
 10/920549 2004-08-17 US

其他公开文献

EP2008581B1
 EP2008581A2

外部链接

Espacenet

摘要(译)

提供了用于监测，诊断和/或治疗患者的系统和方法。可以利用一个或多个个人医疗程序来监测，诊断和/或治疗患者。两种或更多种个体医疗程序或可以组合使用以提供更全面的患者监测，诊断和/或治疗。可以组合使用两个或更多个体医疗程序的一个或多个功能以增强患者监测，诊断和/或治疗。可以协调医疗程序。协调的医疗程序可能涉及两个或多个个别过程的合作操作。协调的医疗程序还可以涉及两个或更多个体过程的一个或多个功能的协同操作。

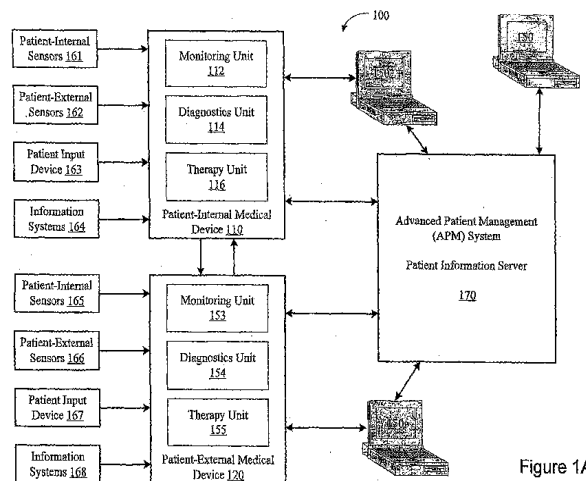


Figure 1A