

(19)



(11)

EP 2 224 366 B1

(12)

EUROPEAN PATENT SPECIFICATION

(45) Date of publication and mention of the grant of the patent:

19.02.2020 Bulletin 2020/08

(21) Application number: **10163354.3**

(22) Date of filing: **16.12.2000**

(51) Int Cl.:

<i>H04L 29/08</i> (2006.01)	<i>A61B 5/00</i> (2006.01)
<i>A61B 5/021</i> (2006.01)	<i>A61B 5/024</i> (2006.01)
<i>A61B 5/0432</i> (2006.01)	<i>A61B 5/08</i> (2006.01)
<i>A61B 5/145</i> (2006.01)	<i>H04W 24/00</i> (2009.01)
<i>H04W 80/04</i> (2009.01)	<i>H04W 84/12</i> (2009.01)
<i>H04W 84/18</i> (2009.01)	<i>H04L 29/06</i> (2006.01)
<i>G16H 20/30</i> (2018.01)	<i>G16H 40/67</i> (2018.01)
<i>G16H 40/63</i> (2018.01)	

(54) Method and apparatus for patient monitoring with wireless internet connectivity

Verfahren und Vorrichtung zur Patientenüberwachung mit drahtloser Internetkonnektivität

Procédé et appareil pour la surveillance de patient avec une connectivité Internet sans fil

(84) Designated Contracting States:
**AT BE CH CY DE DK ES FI FR GB GR IE IT LI LU
MC NL PT SE TR**

(30) Priority: **17.12.1999 US 172486 P**

(43) Date of publication of application:
01.09.2010 Bulletin 2010/35

(62) Document number(s) of the earlier application(s) in accordance with Art. 76 EPC:
00989280.3 / 1 247 229

(73) Proprietor: **Koninklijke Philips N.V.
5656 AE Eindhoven (NL)**

(72) Inventor: **Quy, Roger, J.
5600 AE, Eindhoven (NL)**

(74) Representative: **Damen, Daniel Martijn
Philips Intellectual Property & Standards
High Tech Campus 5
5656 AE Eindhoven (NL)**

(56) References cited:
**EP-A2- 0 918 423 WO-A-98/24358
WO-A-99/41682 WO-A1-99/60926
WO-A2-01/24690 US-A- 5 474 090
US-A- 5 772 586**

- **Anonymous: "Nokia unveils the world's first media phone for Internet access", , 23 February 1999 (1999-02-23), XP055187239, Retrieved from the Internet:
URL:<http://xml.coverpages.org/nokiaWAP9902.html> [retrieved on 2015-05-04]**
- **Staff Writer: "3Com delivers the Palm VII Organiser for out-of-the-box wireless internet access | ITWeb", , 7 June 1999 (1999-06-07), XP055187244, Retrieved from the Internet:
URL:http://www.itweb.co.za/index.php?option=com_content&view=article&id=132144 [retrieved on 2015-05-04]**
- **FINKELSTEIN J ET AL: "Web-based monitoring of asthma severity: a new approach to ambulatory management", INFORMATION TECHNOLOGY APPLICATIONS IN BIOMEDICINE, 1998. ITAB 98. PROCEEDINGS. 1998 IEEE INTERNATIONAL CONFERENCE ON WASHINGTON, DC, USA 16-17 MAY 1998, NEW YORK, NY, USA, IEEE, US, 16 May 1998 (1998-05-16), pages 139-143, XP010280382, DOI: 10.1109/ITAB.1998.674695 ISBN: 978-0-7803-4973-5**

Note: Within nine months of the publication of the mention of the grant of the European patent in the European Patent Bulletin, any person may give notice to the European Patent Office of opposition to that patent, in accordance with the Implementing Regulations. Notice of opposition shall not be deemed to have been filed until the opposition fee has been paid. (Art. 99(1) European Patent Convention).

EP 2 224 366 B1

Description

FIELD OF THE INVENTION

5 **[0001]** The present invention relates to monitoring of living subjects, and more particularly to health-monitoring of persons where measured or input health data is communicated by a wireless device to and from a software application running on an internet-connected server and where the same may be studied and processed by the software application, a health professional, or the subject.

10 BACKGROUND OF THE INVENTION

[0002] Several attempts have been made in the past to achieve efficient interactive communication of medical or health information between a subject or patient and a reviewer or provider of that information. In particular, communication of consumer physiological information has been a subject of such attempts. It is noted that in this regard the "reviewer or provider of medical or health information" is understood to include not only a physician but also a software application or algorithm that may analyze the information.

[0003] Medical or health information has been made available on a CD-ROM accessible by a home computer system. This passive approach had certain disadvantages.

20 **[0004]** First, although the personal computer is prevalent in the United States, it is generally too expensive for a consumer physiological monitoring system and there are many people who find it too complicated to set up and use for that purpose. High-risk, chronically ill patients, responsible for more than half of health care costs in the United States and forming the fastest growing segment of those requiring health care, are indeed the most likely not to be able to afford or use a system built around a personal computer. In addition, such systems are limited in their interactivity to the information stored on the CD.

25 **[0005]** Previous patents by the Inventor addressed both of these disadvantages, as well as the need to reduce health care costs through providing educational health care information and interactive physiological monitoring in the home environment by means of a user-friendly, interactive system (see, e.g., U. S. Patent Nos. 5,601,435, 6,144,837, and continuations thereof).

30 **[0006]** These previous patents were based on a video game console, or a multimedia player using a conventional television screen as the display device to achieve a system which is simpler to use than systems based on a personal computer. An initial embodiment of the previous patents utilized a compact disc to provide interactive information for disease management.

35 **[0007]** Even with the advantages provided, these systems limited the user to location in which the device was located. Even where devices are portable, as in the case of a laptop computer with a modem, an ordinary POTS phone line must be found and used. Where the user's computer employs a broadband connection, such as DSL or satellite, the choices of location are even more limited.

[0008] Attempts have been made to remedy this deficiency. For example, many telemetry systems allow a "wireless" distance to be placed between a health measuring unit and a remote monitoring system. However, such systems are limited in their range.

40 **[0009]** Other systems have used cellular telephone technology to increase the wireless health monitoring range. However, these systems have several deficiencies, such as requiring significant modification of the mobile phone. For example, U. S. Patent No. 5,772,586, issued June 30, 1998 to Heinonon et al., discloses a method for monitoring the health of a patient. This system uses a specialized connection between the patient health measuring unit and the cellular phone, however. The patient health measuring unit is located in the battery space of the mobile phone and is connected to a communication bus of the mobile phone. Other systems have been proposed, but these suffer from similar deficiencies in that they are not designed to be used with "off-the-shelf" wireless devices or health measuring equipment.

45 **[0010]** The deployment of the above systems also currently lacks employment of full back-end server functionality with which to provide a wide range of interactive communication with the patient. Instead, such systems, if internet-enabled, are often limited to mere one-way non-interactive data transfer via a modem. While some systems are more enhanced, including that disclosed in U. S. Patent No. 5,357,427, issued October 18, 1994 to Langen, et al., and entitled "Remote Monitoring of High-Risk Patients using Artificial Intelligence", these systems are limited by the wired telecommunications infrastructure. WO 98/24358 relates to a system for transferring binary medical files from remote devices to a central database over the internet includes an adapter for converting the binary medical information file to a compatible file of keystroke codes. The keystroke codes are transferred to a computer which converts the codes to ASCII characters which are input by an applet and transferred to the central database. Software at the central database recovers the original binary medical information file. Additionally, a system for accessing medical reports in real-time utilizes a report requesting page having a form for entering ID codes and report requesting data. The codes and data are transferred over the internet to a host computer which generates a report file and transfers the file via the internet

to the requestor to be displayed on a computer.

[0011] US 5,772,586 relates to a method for monitoring the health of a patient by utilizing measurements. In order to improve the contact between the patient and the person treating him, the results of the measurements are supplied via a communications device utilizing a wireless data transmission link to a data processing system available to the person monitoring the patient's health, and the patient's health is monitored by means of the data stored in the data processing system.

[0012] WO 99/41682 is directed towards a patient data acquisition unit and data support system. This document suggests the use of a mobile computing device, such as personal digital assistant (PDA) units, that store data representing predetermined medical forms to be populated with information collected from patients via the personal digital assistant (PDA) unit and at least one supporting application server. The PDA unit stores a software program to be executed by the processor to facilitate patient data entry in accordance with a predetermined medical form. The PDA unit is capable of connecting to a supporting application server via modem or through direct connection or indirectly through a computer network. The application server maintains and organizes scheduling information for both patients and their assigned healthcare professionals, contains data representing predetermined medical forms to be populated with patient health status information obtained via the personal digital assistant unit, and receives, formats, and preserves the data for export and use by other data processing systems.

[0013] EP 0 918 423 relates to a mobile phone which may be used for medical monitoring of a patient. The mobile phone comprises at least one WEB server, i.e. a software package, that allows to distribute information via the internet to a plurality of external sources. By integrating the WEB server into the telephone, a locally independent WEB server is provided which is with the user the whole time.

[0014] The publication *Web-based monitoring of asthma severity: a new approach to ambulatory management* by Finkelstein *et al.* describes a web-based system for ambulatory monitoring of pulmonary function. The system uses a portable spirometer for patient self-testing and a palmtop computer that transmits the results from patients' homes to a hospital information system via phone or wireless network. The results are immediately available to physicians on a Web site accessible via an Internet Web browser from any location. The system provides daily monitoring of indices of Forced Vital Capacity test (FVC), the flow-volume loop and symptom scores. It generates alerts based on changes in data trends and exchanges messages between patients and physicians.

[0015] WO 99/60926 relates to a system for remotely monitoring asthma severity which includes a remotely located asthma monitoring station for administering a patient self-test, for gathering test data, and relevant patient information indicative of asthmatic symptoms, a central processing facility for receiving the test data, and patient information from the remote monitoring station, determining whether the test data is valid, analysing valid test data to generate test results, and an appropriate response message to the monitoring station, storing the test results in a central data repository, disseminating the test results, and response message in a timely manner as required. The monitoring system also includes a remotely located diagnosis/evaluation station for displaying the test results, response messages, and other patient information. Selectable data links are provided for real time reciprocal exchange of the test data, test results, response message, and patient information between the monitoring station. Preferably, the remote monitoring station, central processing facility and remote diagnosis/evaluation station are connected via the internet wherein the test results can be accessed with a conventional web browser.

[0016] Further, US 5,474,090 relates to an apparatus and method for monitoring exercise activity and exercise responses of a user/patient. The monitoring apparatus and method forms the basis of a physical fitness system or a patient rehabilitation system for rehabilitating cardiac, orthopedic or other patients that require physiological monitoring during a therapy session. The system includes a patient station which in the case of cardiac rehabilitation includes an ECG monitor and a transmitting unit for transmitting ECG data and patient speech signals over a voice grade phone line. A base unit, located at a remote location, receives a composite analog signal containing the ECG data and voice signal and includes signal processing devices for separating the signal and for continuously storing the ECG data on a mass storage device for the entire therapy session. At the conclusion of the therapy session, selected portions of the stored ECG data can be transferred to a removable storage medium such as a floppy disk. The base station includes means for transmitting commands in the form of DTMF tones to the patient station to initiate the therapy session and/or to control the workload of an exercise device being used by the patient. Patients are connected to the patient transmitting unit by a fiber optic or RF link. The ECG data is transmitted in a 2170-2370 Hz. frequency band using frequency modulation on a carrier of substantially 2270 Hz. Notch and band pass filters remove the selected frequency band from the voice signal.

[0017] An anonymous document from the internet <http://company.nokia.com/en/news/press-releases/1999/02/23/nokia-unveils-the-worlds-first-media-phone-for-internet-access> discusses Nokia's first media phone for internet access, i.e. the Nokia 7110 dual band media phone.

The press release retrieved from http://www.ltweb.co.za/index.php?option=com_content&view=article&id=132144 discusses the delivery of the Palm VII organizer by 3 com.

SUMMARY OF THE INVENTION

[0018] Embodiments of the present invention overcome one or more of the disadvantages of the prior art by providing a full-feature health-monitoring system that may wirelessly connect to a back-end server application via the internet. The invention allows wireless access to and from a wide variety of present medical or health-related instruments and devices, while maintaining the capability of connecting to future such devices. In particular, the invention may be embodied in several systems. Two complementary such systems are described herein, although extensions to other such systems can be envisioned. First, an exemplary embodiment may be employed to manage the disease state or condition of a patient. In this exemplary embodiment, the patient may employ a health monitoring device ("HMD"), in particular a medical device, and a wireless connection provides data from the medical device for processing via the internet including a review by a physician or other health care professional if required.

[0019] Second, in an embodiment, a health or lifestyle management plan may be implemented. Various health parameters, such as those relating to nutrition or exercise, may be entered into a health monitoring device, in this instance termed an "exercise machine", and the same may be wireless communicated to a server. An application may process and store the health parameters, and a health specialist may optionally review the same.

[0020] Wireless internet connectivity has many advantages. For example, in the first exemplary embodiment, a diabetic could connect a blood glucose meter to an internet-enabled wireless web device ("WWD") away from home and download data to a Diabetes Management Company's server and, in response, receive guidance displayed on the screen (or by voice) about choices for the next meal.

[0021] Alternatively, in the second embodiment, a person interested in tracking an exercise program may take the WWD to the local health club and attach the same to an exercise machine, send data output from various exercise machines over the Internet, and receive a personalized response from the server of a company specializing in Health & Lifestyle Management. The individual may input caloric content of foods eaten, and may further input caloric content of exercise performed. In this way, e.g., a person in a weight-loss program may see in great detail whether they are expending more calories in the form of exercise than the same individual is consuming in the form of food. In general, in the health management embodiment, the system may be employed to monitor the physiologic status of a healthy subject while eating, exercising, or performing other activities. For clarity, such devices are termed herein "exercise machines". These may include an electronic body weight scale, a body fat gauge, biofeedback devices, physiotherapy or chiropractic equipment, blood pressure recorders, or the like, or any type of exercise machine or monitor, including a heart rate monitor, treadmill, rowing machine, stepper, or the like.

[0022] In more detail, the present invention provides a method and system for assisting patients to manage a disease or maintain healthy lifestyle by collecting health-related data and providing information in response to those data by means of a WWD designed to display interactive information through a connection to the Internet. The present invention may be connected to various HMDs, both medical and exercise-related in nature, and may communicate information via a wireless connection such as a wireless Internet connection.

[0023] A major advantage of embodiments of the invention is that the same frees the patient from the constraints of wired systems. The same allows users with consumer "off-the-shelf" wireless devices to significantly extend the range of connectivity over that of wired computer, television, or even wireless telemetry systems.

[0024] In a first embodiment of the present invention, the WWD is a web-enabled cellular phone. Here it is noted that the term "web" or "internet" are used interchangeably to refer to the internet in general. In a second embodiment, the WWD is a palm, handheld, or laptop computer, or a PDA, equipped with a wireless modem. In a third embodiment, the WWD may be a hybrid device that combines the functions of a computer, PDA and telephone.

[0025] An adaptor is used if necessary to convert the output signal of the medical monitoring device to a suitable input signal for the WWD. The adaptor allows connection of the WWD to a medical device, exercise machine or other variety of health care equipment, and the connection may be made via several techniques. As for wired techniques, a standard parallel bus or serial cable may be used if the input/output ports between the HMD and the WWD are appropriate. Otherwise, a suitable separate adaptor may be employed.

[0026] The connection may also be an input such as a disk drive or other media input for input of data, a USE port or phone jack or other such wired input, again employing an adaptor if required.

[0027] As for wireless techniques, infrared (IR), microwaves, radio frequency (RF), e.g., Bluetooth® or 802.11 protocols, optical techniques including lasers, and other such techniques may be used. The patient or subject may also input data manually, such as by a stylus, keypad, synchronization from a PC, or by various other techniques discussed below.

[0028] A major advantage of the invention is that by use of an optional adaptor, the system is compatible with current and prior HMDs as well as maintaining a capability of adapting to future such systems.

[0029] Other advantages of the invention may include one or more of the following.

[0030] An exemplary embodiment may be used when a patient is traveling or otherwise away from their "wired" means of communication. The invention allows wireless health-monitoring to the level of accuracy previously achieved only by desktop so-called "wired" computer systems. The invention is protocol-independent.

[0031] The interaction between a WWD and a back-end server may provide a major additional advantage in certain embodiments of the invention. In particular, the relatively small amount of memory currently provided on a WWD as compared to a back-end server severely limits the functionality of applications running on the WWD, especially in terms of computing capacity, processing power, and user interface. By providing significant application functionality on the back-end, less memory and processing capabilities become necessary on the WWD (i.e., on the "front-end"). Thus, memory may be used in the WWD for an enhanced user interface or for other purposes, according to the user requirements.

[0032] In a method according to an embodiment, the patient connects to a specific Internet site and a software program, resident on a remote server located on the Internet, downloads an interactive user interface for that patient and an application for the measurement of the physiological data. The software may also be downloaded to the WWD from a personal computer via a synchronization operation in known fashion. The software provides a personalized display for the user and configures the WWD to control and monitor devices connected via a generic input/output port to the WWD. The software may be designed to suit the constraints of the small display screens of WWDs. The software, as well as inputs from the patient or other inputs, can control the manner, content, and display of information presented to the patient, and measured or input data can be stored for review by a health care provider or by a software algorithm or application. The algorithm may be of varying complexity, from a simple program that merely acknowledges receipt of information to an artificial intelligence algorithm, such as an expert system, collaborative filtering system, rules based system, case-based reasoning system, or other such artificial intelligence application. Further information may be provided to or from the patient, including information entered manually. The patient may input this information via a personal computer, which then may download the input information to the WWD via a synchronization operation using standard protocols, such as those for Palm PDA devices.

[0033] The user may also input supplemental information via a PC connected independent to the server via the internet. Such supplemental information may include data that is difficult or inconvenient to input on the WWD.

[0034] In this way, the patient may be afforded a more convenient environment in which to manipulate data to supplement the data input to the WWD. The deployment of voice processing technology may be used to enable an even more convenient user interface: i.e., one to which patients can talk.

[0035] In all of these respects, the portable aspect of the WWD is important: to wit, the user may conveniently carry the WWD on their person wherever they may go, allowing data entry at the time needed.

[0036] Other aspects, features, and advantages will be apparent from the summary above, as well as from the description that follows, including the figures and the claims.

BRIEF DESCRIPTION OF THE DRAWINGS

[0037]

- FIG. 1 illustrates a general embodiment of a wireless health-monitoring system according to the present invention;
- FIG. 2 illustrates an embodiment of a wireless health-monitoring apparatus according to the present invention, showing the system of FIG. 1 up to a point of a wireless antenna;
- FIG. 3 illustrates an embodiment of a back end of a health-monitoring system according to the present invention;
- FIG. 4 illustrates a data flow diagram according to an embodiment of the present invention;
- FIG. 5 illustrates an embodiment of a method of use for a wireless application and a server application, in which the same is implemented for disease and patient management;
- FIG. 6 illustrates an embodiment of a method of use for a wireless application and a server application according to the present invention, in which the same is implemented for health management;
- FIG. 7 illustrates an embodiment of a wired connection between a HMD and a WWD, also showing an optional adaptor; and
- FIG. 8 illustrates an embodiment of a wireless connection between a HMD and a WWD, also showing an optional adaptor.

DETAILED DESCRIPTION OF THE PREFERRED EMBODIMENTS

[0038] Various acronyms are used for clarity herein. Definitions are given below.

[0039] The term "HMD" may encompass not only devices with physiologic sensors but also devices with a keypad, keyboard, mouse, pointer, pressure sensor, or other such inputs that the patient or user may employ to perform data entry of the desired parameters. In general, HMDs include some means for determining a health parameter.

[0040] In a disease management embodiment, an HMD may be a blood glucose monitor, a blood pressure monitor, an ambulatory ECG recorder, a respiratory monitor, a temperature or heart rate monitor, and so on.

[0041] In a healthy lifestyle management embodiment, an HMD may be an exercise machine, including treadmills,

rowers, steppers, exercise cycles, or other aerobic or anaerobic exercisers, or a monitor, include monitors for temperature, heart rate, blood pressure, amount of work or rate of work performed, etc.

[0042] The term "subject" as used herein primarily indicates a human subject. The same may be a medical patient under physician care, a person interested in maintaining health via accurate recording of nutrition and exercise, and so on. The term "user" is generally used to refer to the user of the device, which may be synonymous with the subject or may alternatively be a caregiver of the subject, etc. The term "patient" is used, in addition to a person under the care of a physician, to also refer to a "normal" or healthy individual who is interested in maintaining a healthy physiologic balance.

[0043] The term "signal communication" is used to mean any type of connection between components where the connection is, e.g., electromagnetic, and where the connection allows information to be passed from one component to another. This term may be used in a similar fashion as "coupled", "connected", "information communication", "data communication", etc. The following are examples of signal communication schemes. As for wired techniques, a standard bus or serial cable may be used if the input/output ports are compatible and an optional adaptor may be employed if they are not. As for wireless techniques, IR, microwaves, RF, e.g., Bluetooth® or 802.11 protocols, optical techniques including lasers, and other such techniques may be used. The patient or subject may even input data manually, such as by a stylus or keypad or by various other techniques discussed above and below.

[0044] The term "generic input/output port" is used to mean any type of convention, standard, universal, stock, consumer, or "off-the-shelf" type of port for data input and output. These may include both wired and wireless ports. A further description is given below.

[0045] Various embodiments are now described in more detail.

[0046] Referring to FIG. 1, a system of the present invention is shown for monitoring health data from a patient or subject 38. The system includes a wireless health-monitoring apparatus ("WHMA") 10 described in further detail below. WHMA 10 is linked in a wireless fashion to a wireless connection point of presence ("POP") 19, the same including at least a base station antenna 15 coupled to a server 17. Server 17 is in turn connected to the wired, or even a wireless (not shown) Internet 21, which may include the World Wide Web.

[0047] Referring to FIG. 2, a first embodiment of WHMA 10 is shown. WHMA 10 includes an HMD 11, which may include an optional monitor screen 40, coupled via an optional adaptor 42 to a WWD 12. WWD 12 connects wirelessly via an antenna 60 to base station 15 (see FIG. 1). One function of WWD 12 is to provide the user interface; other functions are described below.

[0048] As noted above, HMD 11 may include a physiologic sensor 24 or may include a manual system 36 for input of physiologic data via a connection 34. Manual system 36 may also be used to input data directly into WWD 12 via a connection 32. Manual system 36 may include, e.g., a keyboard 30, a mouse 26, a pen-type device 28, and may also employ a separate monitor (not shown). Of course, the user may also view information on monitor 40 or on a screen 41 of WWD 12. In many embodiments, the stylus-based system employed by many current PDA's, such as the Palm®, may be preferred for such manual data input.

[0049] Data may also be input via entry on a computer 37. This data may then be synchronized to WWD 12 in known fashion. Alternatively, computer 37, or another computer (see computer 37' in FIG. 4) may be used to connect to a server using the wired internet. This use may be particularly advantageous when entering a large amount of data, such as a patient's medical history. As noted above, in this way the patient may be afforded a more convenient environment in which to manipulate data to supplement the data input to the WWD.

[0050] It will be clear to one of skill in the art given this teaching that cable 32, as well as cables 34 and 44, may be replaced with wireless circuitry to communicate signals wirelessly. For medical devices and applications, physiologic sensor 24 may include, e.g., a sensor appropriate for measuring blood glucose levels, blood pressure, heart rate, or any other desired parameter as required by the physician. Sensor 24 may connect via an optional cable 44 to subject 38. Alternatively, sensor 24 may be distal of HMD 11, i.e., at or within subject 38. In other words, if cable 44 is employed, sensor 24 may be proximal or distal of cable 44. If a wireless communications capability is added, sensor 24 need not physically connect with HMD 11 or WWD 12 at all. That is, the same may measure a health parameter and may communicate the same to wireless health-monitoring apparatus 10 wirelessly. The short range wireless communications schemes which may be employed include infrared, radio frequency including Bluetooth or 802.11, or other such schemes.

[0051] As examples of sensor types, to measure blood glucose levels, sensor 24 may be a sensor that accepts a drop of blood, e.g., via a finger-prick. To measure heart rate, sensor 24 may be placed via an adhesive sensor disposed on the chest. Other health monitors may also be employed so long as the measured data may either be transferred to WWD 12, e.g., via optional adaptor 42, described in further detail below, or by being read by a user, e.g., from a display, and manually input to WWD 12. Alternatively, the measured data may be transferred to WWD 12 via wireless communication schemes, such as RF includes Bluetooth or 802.11, infrared, optical, microwaves, etc., directly from sensor 24 or from HMD 11 as described in greater detail below.

[0052] The user, who may or may not be the same person as subject 38, may input data to WWD 12 from history or experience. For example, in a health or exercise device, if subject 38 consumes a known number of calories, this information may be entered via manual system 36 directly into WWD 12 or into HMD 11. Further, the user, the subject,

and the sensor are not necessarily the sole sources of information. Data stored on the server, or on a separate server operated for health management may also be employed to result in a health benefit to subject 38.

5 [0053] Referring to FIG. 3, WHMA 10 is shown communicating wirelessly with the Internet. In doing so, WHMA 10 generally sends a wireless signal to a base station 14 (in known fashion) that is connected to a server 18 that is in signal communication (in known fashion) with the internet. Server 18 communicates via a protocol (in known fashion) to Internet 20, which also communicates via a protocol (in known fashion) to a server 22 running an application 62. Server 22 may be accessed (in known fashion) by a client computer 44 through a connection 64.

10 [0054] As noted, the protocols for data communication are known. However, they currently vary amongst known techniques. The present invention is not limited to any particular protocols, and may be implemented in any languages supported by the WWD and server. Of course, as computing capabilities continue to increase, it is expected that the capabilities of WHMA 10, servers 18 and 22, as well as application 62 and client 44, and other components, will correspondingly increase.

15 [0055] Application 62 running on server 22 may interact with WHMA 10 in a number of ways. Referring to FIG. 4, WHMA 10 is shown in signal communication with server 22 via a connection 72. Connection 72 schematically represents the wireless Internet connection and intervening pathways. WHMA 10 includes an application that may be viewed as having two components: a base wireless or device application 70 and an application presentation layer or user interface 68. User interface 68 is employed to, e.g., present a menu of options to the user, to allow the user to choose inputs, and to generally operate the device. User interface 68 may vary widely in sophistication, e.g., from a simple data entry field to a full graphical user interface. These applications may accept as inputs data from a sensor 24 as well as from a manual input 36.

20 [0056] Server 22 has a base server application 62 with which the same calculates or provides a response based at least in part on data from WHMA 10. Application 62 may include an algorithm 63 for analyzing data from the HMD, and either application 62 or algorithm 63 may optionally access data from an external data source 74 and may further consult an artificial intelligence system 76.

25 [0057] External data source 74 may be a memory or disk or other such storage that stores health data, such as healthy and unhealthy weight/height ranges, healthy and unhealthy cholesterol counts, the patient's or subject's prior medical or health history, healthy and unhealthy blood pressure values, information corresponding to the caloric and other nutritional content of foods, information corresponding to the caloric expenditure values of various exercises, algorithms for calculating various health parameters, etc. In general, any data that may benefit the health of a subject or patient may be stored in external data source 74. External data source 74 may also include online access of health information from external web sites, ftp servers, or other sources.

30 [0058] Due to the current relatively small amount of memory and storage available on current WWDs, such external application processing as by application 62 and external data storage as by external data 74 may be particularly important.

35 [0059] As noted, application 62 or algorithm 63 may also consult AI system 76 for suggestions as to health benefits. AI system 76 may even interact with external data source 74 to extract useful information from the same. AI system 76 may employ, e.g., case-based reasoning, rules-based systems, collaborative filtering, neural networks, expert systems, or other such systems as are known.

40 [0060] It should also be noted that each of application 62, algorithm 63, external data source 74, or AI system 76, may physically reside on more than one server, e.g., on an array of servers for, e.g., storage or multiple processing purposes. Each of application 62, algorithm 63, external data source 74, or AI system 76, or combinations of each, may also respectively reside on different servers.

45 [0061] The extent to which server application 62 interacts with wireless application 70 depends on the use to which the system is put. For example, in a less interactive embodiment, device application 70 may act to measure a diabetic patient's blood glucose level and report the same to server application 62. In this case, a physician may simply review the measured value and send the patient an email reporting that the value is acceptable or not. In a highly interactive embodiment, a patient may have numerous HMDs 11 connected via optional adaptors to a WWD 12, and wireless application 70 may correspondingly send a large amount of health data to server application 62. The physician, accessing server application 62, may in turn send detailed care plans to a caregiver via connection 72. The received data may be analyzed using algorithm 63, external data source 74, and AI system 76. In this sense, the two applications may be highly interactive.

50 [0062] It is noted that an Application Service Provider (ASP) may operate application 62. That is, application 62 may be leased by an ASP to the health care provider, and the ASP may perform all necessary upgrades and maintenance to application 62 and its associated components.

55 [0063] To initialize the system, the program starts and a wireless application is loaded into the WWD. The loading of the wireless application may occur via synchronization from a desktop or via downloading from a server over the internet. The server application may be loaded into an appropriate internet-connected server. Subject data may be loaded into the WWD or into the server. In the latter case, the subject information may later be transferred to the WWD or transferred to the server from the WWD, as called for by the application. The initialization scheme then ends.

[0064] The wireless application may access the server and server application, or vice-versa, as determined by the respective program instructions. Examples are now given for (1) a system of disease and patient management and (2) a system for health management employing an exercise machine.

5 EXAMPLE EMPLOYING SYSTEM FOR DISEASE MANAGEMENT

[0065] Referring to FIG. 5, an example is given for a system of disease and patient management. In this figure, as well as in FIG. 6, boxes in dotted lines may generally be considered optional.

[0066] In FIG. 5, a medical device may determine health parameters and an optional physician review is provided. Health parameters may also be determined by user manual input.

[0067] The program is started (step 142) and a sensor measures a health parameter (step 116). The sensor may send the parameter to a medical device (step 118). The medical device then sends the parameter to the WWD (step 120). The WWD then wirelessly communicates the parameter to the application server (step 122), e.g., via the wireless web. The application server processes the parameter (step 124), and calculates or provides a response (step 126) based at least in part on the parameter. The application server may optionally employ algorithm 63 (step 125), external data (step 132) or an AI system (step 134) in the calculation. The application server then sends the response to the WWD (step 128), where the response is displayed (step 130).

[0068] It should be noted that the term "response" here is used generally may simply be an acknowledgement that the parameter was received by the application server. The term "calculate" is also used generally, and may entail a simple calculation as well as a complex one. A result may, e.g., be the result of a calculation.

[0069] As noted above, the sensor may connect to any type of medical device or other such device in which information pertaining to a patient's disease or condition may be ascertained. The parameter may be any value corresponding to such information.

[0070] The method may also use a manual input as shown. In this case, after the start (step 142) of the application, the user may interact with the WWD (step 140). The interact may be a data input, a command to read data from a medical device, a response to a physician question or statement, an acknowledgement of physician notification, etc. Calculations by the application server may further take into account supplemental data sent by the user to the server, e.g., in a wired fashion directly over the internet (step 141).

[0071] FIG. 5 also shows a physician review and notification. In this option, the responses are displayed on a client computer (step 136) in signal communication with the application server. A physician may then review the response on the client computer, and notify the patient of the responses (step 138). For example, the physician may notify the patient of positive or negative responses. Of course, it should be noted that the "client computer" may simply be a pager, PDA, WWD, or other such device, as well as a more typical desktop or laptop computer.

[0072] In one implementation, a diabetic may keep a database on a server of a dietary history and a blood glucose history. With this data at-hand wirelessly, the diabetic may choose whether to eat a particular food by entering nutritional information about the food into a WWD, transmitting the same wirelessly to the server, and receiving a recommendation from the server. The recommendation may be based on the food and also on data or information that had previously been transmitted wirelessly, including data from a blood glucose monitor, data input manually, if any, as well as data from algorithm 63, external data source 74, and AI system 76.

40 EXAMPLE EMPLOYING SYSTEM FOR HEALTH MANAGEMENT USING A GENERAL EXERCISE MACHINE

[0073] Referring to FIG. 6, an example is given for a system of health, nutrition, and/or exercise management. In this example, the HMD is an exercise machine as that termed has been defined above.

[0074] The program is started (step 242) and a sensor measures a health parameter (step 216), where the health parameter corresponds to health, fitness, nutrition, exercise, etc. The sensor may send the parameter to the exercise machine (step 218). It is understood here that the "sensor" may be, e.g., a blood pressure monitor, but may also be a simple device connected to an aerobic exerciser that tracks miles ran, work performed, etc.

[0075] The exercise machine then sends the parameter to the WWD (step 220). The WWD wirelessly communicates the parameter to the application server (step 222), e.g., via the wireless web.

[0076] An alternative and complementary way of entering the parameter is by user input (step 248). For example, the user may enter the parameter into the exercise machine or into the WWD. This parameter may correspond to an amount of exercise performed, an amount of food consumed, etc.

[0077] Calculations by the application server may also take into account supplemental data sent by the user to the server, e.g., in a wired fashion directly over the internet (step 241).

[0078] The application server processes the parameter (step 224 and optionally step 225), and calculates a response (step 226) based at least in part on the parameter. The application server may optionally employ external data (step 232) or an AI system (step 234) in the calculation.

[0079] The application server then sends the response to the WWD (step 228), where the response is displayed.

[0080] The same definitional statements regarding the terms "response", "calculate", "sensor", etc., as given before, apply in this embodiment as well.

5 [0081] As an optional step, a health specialist may notify the patient or subject of the response (step 238) after having the same displayed on their client computer (step 236). The health specialist may be replaced in this example by an application that may also include an algorithm.

ADAPTOR HARDWARE

10 [0082] A description is given below of a particular type of adaptor hardware. As noted above, the adaptor may optionally be used to connect a HMD to a WWD. In general, a connection is necessary between a HMD 11 and a WWD. The nature of this connection may vary. For example, the connection may be wired or wireless. For wired systems, the connection may be direct or an adaptor may be employed, either on one or both ends of the direct wired connection, to adapt the signal appropriately. In the same way, for wireless systems, the connection may be direct, if both HMD and
15 WWD employ the same wireless protocol, or an adaptor may be involved to modify the signal of one or both devices. These connections, all of which are encompassed by the present invention, are discussed in more detail below.

[0083] Referring to FIG. 7, an embodiment of the connection is shown. In this figure, a hardware (or "wired") connection is shown, i.e., an adaptor 168, disposed between a HMD 160 and a WWD 162. In most circumstances, it is assumed that the varieties of HMDs will vary more widely than the varieties of WWDs. Accordingly, HMD 160 will likely have one
20 of a variety of types of connectors for input/output purposes, here shown as a connector 164. Connector 164 mates with a connector 172 of adaptor 168. At another point on adaptor 168 is a connector 172' for connecting to a generic input/output port 164' on WWD 162. A cable 170 is disposed between the two connectors, cable 170 capable of including adaptor circuitry if desired.

[0084] Of course, the use and structure of adaptor 168, between HMD 160 and WWD 162, depends on factors such as the prevalence of an industry standard for such communications. In other words, if the output of HMD 160 is readily
25 acceptable to WWD 162, then the same may be directly connected or may be connected via a simple cable, the same basically extending from pin-to-pin. For example, a standard parallel bus or serial cable may be used if the input/output ports between the HMD and the WWD, which may be, e.g., RS232, are compatible. Otherwise, a suitable adaptor circuit as noted above may be employed. The connection may also be an input such as a disk drive or other media input for
30 input of data, a USB port or phone jack or other such wired input, again employing an adaptor circuit if required.

[0085] It is noted as exemplary that several of the most prevalent PDA's currently employs the Palm® operating system. The same may be connected to the Internet in a wireless fashion using one of several available networks. In one version of a Palm® device, a 10-pin RS-232 serial port is provided. In this version of the Palm® port 164' can be
35 used to communicate with HMD 160 and connector 164 via the optional adaptor 168 according to the following pin-out:

Pin	Name	Function
1	DTR	Data Terminal Ready signal
2	VCC	3.3 Volts
3	RD (in)	Receive data
4	RTS (out)	Request to send
5	TD (out)	Transmit data
6	CTS (in)	Clear to send
7	GP1 (in)	Interrupt line
8	GP2 (in)	Modem sync
9	Unused	Unused
10	GND	Signal ground

[0086] On the other side of optional adaptor 168, i.e., HMD 160, connector 164 may vary more widely. It is noted that certain exercise machines are equipped with DB9 or DB25 RS232 serial connectors. In this case, the pin-outs are (for
55 a DB25):

Pin	Name	Function
1	-	Protective/shielded ground
2	TD	Transmit Data (a.k.a. TxD, Tx)
3	RD	Receive Data (a.k.a. RxD, Rx)
4	RTS	Request To Send
5	CTS	Clear To Send
6	DSR	Data Set Ready
7	SGND	Signal Ground
8	CD	Carrier Detect (a.k.a. DCD)
9		Reserved for data set testing
10		Reserved for data set testing
11		Unassigned
12	SDCD	Secondary Carrier Detect
13	SCTS	Secondary Clear to send
14	STD	Secondary Transmit Data
15	DB	Transmit Clock (a.k.a. TCLK, TxCLK)
16	SRD	Secondary Receive Data
17	DD	Receive Clock (a.k.a. RCLK)
18	LL	Local Loopback
19	SRTS	Secondary Request to Send
20	DTR	Data Terminal Ready
21	RL/SQ	Signal Quality Detector/Remote Loopback
22	RI	Ring Indicator (DCE raises when incoming call detected used for auto answer applications)
23	CH/CI	Signal Rate selector
24	DA	Auxiliary Clock (a.k.a. ACLK)
25		Unassigned

[0087] A connection may simply be made by providing optional adaptor 168 with adaptor circuitry, such as within cable 170 or within a circuit box therein (not shown), so as to match up the appropriate or complementary pins.

[0088] In other embodiments, such as for devices connected to proprietary connectors, a less standard and perhaps proprietary pin-out may be required.

[0089] Referring to FIG. 8, an embodiment of a wireless implementation of the WHMA 10 is shown. In FIG. 8, a wireless connection is shown between HMD 160 and WWD 162. HMD 160 may have an integral wireless modulator/demodulator disposed within (not shown). More likely, however, is that HMD 160 has an adaptor 154 connectable thereto which performs these functions. Adaptor 154 may plug into a connector 165 on HMD 160. WWD 162 may have an integral wireless modulator/demodulator (not shown), although an adaptor can also be used in this context. If an adaptor is used, the same may plug into generic input/output port 164'.

[0090] While the device shown in FIG. 8 is described in the context of general wireless communications, various protocols may be employed. For radio frequency communications, protocols such as Bluetooth or 802.11 may be advantageously employed. Other techniques employing a similar configuration include those employing IR, microwaves, optical techniques including lasers, and so on.

[0091] It should be understood that the above is merely exemplary, and that the form of the adaptor may vary widely between HMDs and WWDs.

[0092] It will be understood that the above description of a "Method and Apparatus for Health and Disease Management Combining Patient Data Monitoring with Wireless Internet Connectivity" has been with respect to particular embodiments of the invention. While this description is fully capable of attaining the objects of the invention, it is understood that the

same is merely representative of the broad scope of the invention envisioned, and that numerous variations of the above embodiments may be known or may become known or are obvious or may become obvious to one of ordinary skill in the art, and these variations are fully within the broad scope of the invention. For example, while certain wireless technologies have been described herein, other such wireless technologies may also be employed. Furthermore, while various types of medical devices have been mentioned, numerous other types may also be used in the embodiments of the invention, including pulse oximeters, syringe drivers, infusion pumps, spirometers, ventilators, anesthesia monitors, and so on. Accordingly, the scope of the invention is to be limited only by the claims appended hereto, and equivalents thereof. In these claims, a reference to an element in the singular is not intended to mean "one and only one" unless explicitly stated. Rather, the same is intended to mean "one or more". All structural and functional equivalents to the elements of the above-described preferred embodiment that are known or later come to be known to those of ordinary skill in the art are expressly incorporated herein by reference and are intended to be encompassed by the present claims. Moreover, it is not necessary for a device or method to address each and every problem sought to be solved by the present invention, for it to be encompassed by the present claims. Furthermore, no element, component, or method step in the present invention is intended to be dedicated to the public regardless of whether the element, component, or method step is explicitly recited in the claims.

Claims

1. A wireless health-monitoring system configured to monitor a state or condition of a patient, the patient being a healthy individual, the system comprising:
a health monitoring device (11), wherein the health monitoring device (11) is an exercise machine, the health monitoring device including:

health parameter determining means for determining a health parameter, the health parameter corresponding to a state or condition of a patient; and
an output port to deliver data corresponding to the health parameter; the system further comprising:

an internet-enabled wireless web device (12), that is either an internet-enabled mobile phone, a handheld computer, or a hybrid device of a handheld computer and mobile telephone, the internet-enabled wireless web device including a first communications port having a generic input/output port (164) for receiving the data corresponding to the health parameter and a second communications port (60) having a circuit for wireless communications with a network,

a sensor for measuring the health parameter, the sensor having an output coupled to the health monitoring device (11), wherein the sensor is for measuring a health parameter selected from the group consisting of: body weight, heart rate, blood pressure, temperature, metabolic rate, amount of work performed, rate of work performed, cholesterol, and combinations thereof;
the internet-enabled wireless web device configured to store:

the health parameter;
base wireless device application (70); and
a user interface (68);

the system further comprising:

a server application (62), residing on a computer readable medium and disposed on a server (22) in communication with the wireless network, and
a personal computer, PC, for input, by a user, of supplemental data, the personal computer being in signal communication with the server (22),

wherein the server (22) is configured for causing the server application (62) to:

receive the determined health parameter (122) and the supplemental data;
calculate a response based in part on the determined health parameter (126) and the supplemental data; and
provide the response to the internet-enabled wireless web device (12).

2. The system of claim 1, wherein the generic input/output port includes a port for wireless communications.

3. The system of claim 1, further comprising an adaptor for connection to the output port of the health monitoring device, the adaptor having an output to deliver data corresponding to the health parameter.
- 5 4. The system of claim 3, wherein the adaptor output and the generic input/output port communicate via a wired link.
5. The system of claim 3, wherein the adaptor output and the generic input/output port communicate via a wireless link.
6. The system of claim 1, wherein the output port of the health monitoring device and the generic input/output port communicate via a wired link.
- 10 7. The system of claim 1, wherein the output port of the health device and the generic input/output port communicate via a wireless link.
8. The system of claim 1, further comprising a manual system for input of the health parameter, the manual system in signal communication with the internet-enabled wireless web device.
- 15 9. The system of claim 1, further causing the server application to provide the response to a client computer.
10. The system of claim 1, wherein the exercise machine is one of: an electronic body weight scale, a body fat gauge, biofeedback device, blood pressure recorder or a heart rate monitor.
- 20

Patentansprüche

- 25 1. Drahtloses Gesundheitsüberwachungssystem, das konfiguriert ist, um einen Zustand oder eine Verfassung eines Patienten zu überwachen, wobei der Patient ein gesundes Individuum ist, wobei das System umfasst:

eine Gesundheitsüberwachungsvorrichtung (11), wobei die Gesundheitsüberwachungsvorrichtung (11) eine Trainings-Vorrichtung ist, wobei die Gesundheitsüberwachungsvorrichtung umfasst:

30

Gesundheitsparameter-Bestimmungsmittel zum Bestimmen eines Gesundheitsparameters, wobei der Gesundheitsparameter einem Zustand oder einer Verfassung eines Patienten entspricht; und einen Ausgangsanschluss, um Daten entsprechend dem Gesundheitsparameter bereitzustellen;

35 wobei das System ferner umfasst:

eine internetfähige drahtlose Web-Vorrichtung (12), die entweder ein internetfähiges Mobiltelefon, einen tragbaren Computer oder eine Hybridvorrichtung aus einem tragbaren Computer und einem Mobiltelefon ist, wobei die internetfähige drahtlose Web-Vorrichtung einen ersten Kommunikationsanschluss mit einem allgemeinen Eingangs-/Ausgangsanschluss (164) zum Empfangen der dem Gesundheitsparameter entsprechenden Daten, und einen zweiten Kommunikationsanschluss (60) mit einer Schaltung für die drahtlose Kommunikation mit einem Netzwerk enthält,

40

einen Sensor zum Messen des Gesundheitsparameters, wobei der Sensor einen Ausgang aufweist, der mit der Gesundheitsüberwachungsvorrichtung (11) gekoppelt ist, wobei der Sensor zum Messen eines Gesundheitsparameters dient, der aus der Gruppe ausgewählt ist, bestehend aus: Körpergewicht, Herzfrequenz, Blutdruck, Temperatur, Stoffwechselrate, Menge der geleisteten Arbeit, Tempo der geleisteten Arbeit, Cholesterin und Kombinationen davon;

45

wobei die internetfähige drahtlose Web-Vorrichtung so konfiguriert ist, dass sie Folgendes speichert:

den Gesundheitsparameter;
die Basisanwendung der drahtlosen Vorrichtung (70); und
eine Benutzeroberfläche (68);

50

wobei das System ferner umfasst:

55

eine Serveranwendung (62), die sich auf einem computerlesbaren Medium befindet und auf einem Server (22) angeordnet ist, der in Kommunikationsverbindung mit dem drahtlosen Netzwerk steht, und einen Personalcomputer, PC, zum Eingeben zusätzlicher Daten durch einen Benutzer, wobei der Per-

EP 2 224 366 B1

sonalcomputer in Signalverbindung mit dem Server (22) steht,

wobei der Server (22) konfiguriert ist, um die Serveranwendung (62) zu Folgendem zu veranlassen:

- 5 Empfangen des bestimmten Gesundheitsparameters (122) und der Zusatzdaten;
Berechnen einer Antwort, teilweise basierend auf dem ermittelten Gesundheitsparameter (126) und
den Zusatzdaten; und
Bereitstellen der Antwort an die internetfähige drahtlose Web-Vorrichtung (12).
- 10 **2.** System nach Anspruch 1, wobei der allgemeine Eingangs-/Ausgangsanschluss einen Anschluss zur drahtlosen
Kommunikation einschließt.
- 15 **3.** System nach Anspruch 1, ferner umfassend einen Adapter zum Anschließen an den Ausgangsanschluss der
Gesundheitsüberwachungsvorrichtung, wobei der Adapter einen Anschluss zum Bereitstellen von Daten aufweist,
die dem Gesundheitsparameter entsprechen.
- 4.** System nach Anspruch 3, wobei der Adapteranschluss und der allgemeine Eingangs-/Ausgangsanschluss über
eine drahtgebundene Verbindung kommunizieren.
- 20 **5.** System nach Anspruch 3, wobei der Adapteranschluss und der allgemeine Eingangs-/Ausgangsanschluss über
eine drahtlose Verbindung kommunizieren.
- 6.** System nach Anspruch 1, wobei der Ausgangsanschluss der Gesundheitsüberwachungsvorrichtung und der allge-
meine Eingangs-/Ausgangsanschluss über eine drahtgebundene Verbindung kommunizieren.
- 25 **7.** System nach Anspruch 1, wobei der Ausgangsanschluss der Gesundheitsvorrichtung und der allgemeine Ein-
gangs-/Ausgangsanschluss über eine drahtlose Verbindung kommunizieren.
- 8.** System nach Anspruch 1, ferner umfassend ein manuelles System zum Eingeben des Gesundheitsparameters,
wobei das manuelle System in Signalverbindung mit der internetfähigen drahtlosen Web-Vorrichtung steht.
- 30 **9.** System des Anspruchs 1, wobei dieses ferner veranlasst, dass die Server-Anwendung die Reaktion an einen Client-
Computer bereitstellt.
- 35 **10.** System nach Anspruch 1, wobei die Trainings-Vorrichtung eines der folgenden ist: eine elektronische Körperge-
wichtswaage, ein Körperfettmessgerät, ein Biofeedback-Vorrichtung, ein Blutdruckaufzeichnungsgerät oder ein
Herzfrequenzmessgerät

40 **Revendications**

- 1.** Système sans fil de surveillance de la santé configuré pour surveiller un état ou une condition d'un patient, le patient
étant un individu en bonne santé, le système comprenant :
un dispositif de surveillance de la santé (11), dans lequel le dispositif de surveillance de la santé (11) est une machine
d'exercices, le dispositif de surveillance de la santé comprenant :
- 45

un moyen de détermination de paramètre de santé pour déterminer un paramètre de santé, le paramètre de
santé correspondant à un état ou à la condition d'un patient ; et
un port de sortie pour fournir des données correspondant au paramètre de santé ; le système comprenant en
50 outre :

un dispositif à connectivité sans fil à l'internet (12) qui est un téléphone mobile doté d'internet, un ordinateur
portable, ou un dispositif hybride constitué d'un ordinateur portable et d'un téléphone mobile, le dispositif
à connectivité sans fil à l'internet comprenant un premier port de communication ayant un port d'entrée/sortie
générique (164) pour la réception des données correspondant au paramètre de santé et un second port
de communication (60) ayant un circuit pour des communications sans fil avec un réseau,
un capteur pour mesurer le paramètre de santé, le capteur comportant une sortie couplée au dispositif de
surveillance de la santé (11), dans lequel le capteur est destiné à mesurer un paramètre de santé sélectionné

55

EP 2 224 366 B1

parmi le groupe composé de : poids corporel, fréquence cardiaque, pression sanguine, température, vitesse de métabolisme, quantité de travail réalisée, taux de travail réalisé, cholestérol, et des combinaisons de ceux-ci ;

le dispositif à connectivité sans fil à l'internet étant configuré pour stocker :

5

le paramètre de santé ;
une application de dispositif sans fil de base (70) ; et
une interface utilisateur (68) ;

10

le système comprenant en outre :

une application de serveurs (62), située sur un support informatique et disposée sur un serveur (22) en communication avec le réseau sans fil, et

15

un ordinateur, PC, destiné à l'entrée, par un utilisateur, des données supplémentaires, l'ordinateur étant en communication par signal avec le serveur (22),

dans lequel le serveur (22) est configuré pour amener l'application de serveur (62) à :

20

recevoir le paramètre de santé déterminé (122) et les données supplémentaires ;
calculer une réponse basée en partie sur le paramètre de santé déterminé (126) et les données supplémentaires ; et
fournir la réponse au dispositif à connectivité sans fil à l'internet (12).

25

2. Système selon la revendication 1, dans lequel le port d'entrée/sortie générique comprend un port pour des communications sans fil.

30

3. Système selon la revendication 1, comprenant en outre un adaptateur pour le raccordement au port de sortie du dispositif de surveillance de la santé, l'adaptateur comportant une sortie pour fournir les données correspondant au paramètre de santé.

35

4. Système selon la revendication 3, dans lequel la sortie de l'adaptateur et le port d'entrée/sortie générique communiquent par l'intermédiaire d'une liaison filaire.

5. Système selon la revendication 3, dans lequel la sortie de l'adaptateur et le port d'entrée/sortie générique communiquent par l'intermédiaire d'une liaison sans fil.

40

6. Système selon la revendication 1, dans lequel le port de sortie du dispositif de surveillance de la santé et le port d'entrée/sortie générique communiquent par l'intermédiaire d'une liaison filaire.

7. Système selon la revendication 1, dans lequel le port de sortie du dispositif de santé et le port d'entrée/sortie générique communiquent par l'intermédiaire d'une liaison sans fil.

45

8. Système selon la revendication 1, comprenant en outre un système manuel pour l'entrée du paramètre de santé, le système manuel étant en communication par signal avec le dispositif à connectivité sans fil à l'internet.

50

9. Système selon la revendication 1, amenant en outre l'application de serveur à fournir la réponse à un ordinateur client.

10. Système selon la revendication 1, dans lequel la machine d'exercices est une parmi : une balance de poids corporel électronique, un élément de mesure de graisse corporelle, un dispositif de rétroaction biologique, un enregistreur de pression sanguine ou un moniteur de fréquence cardiaque.

55

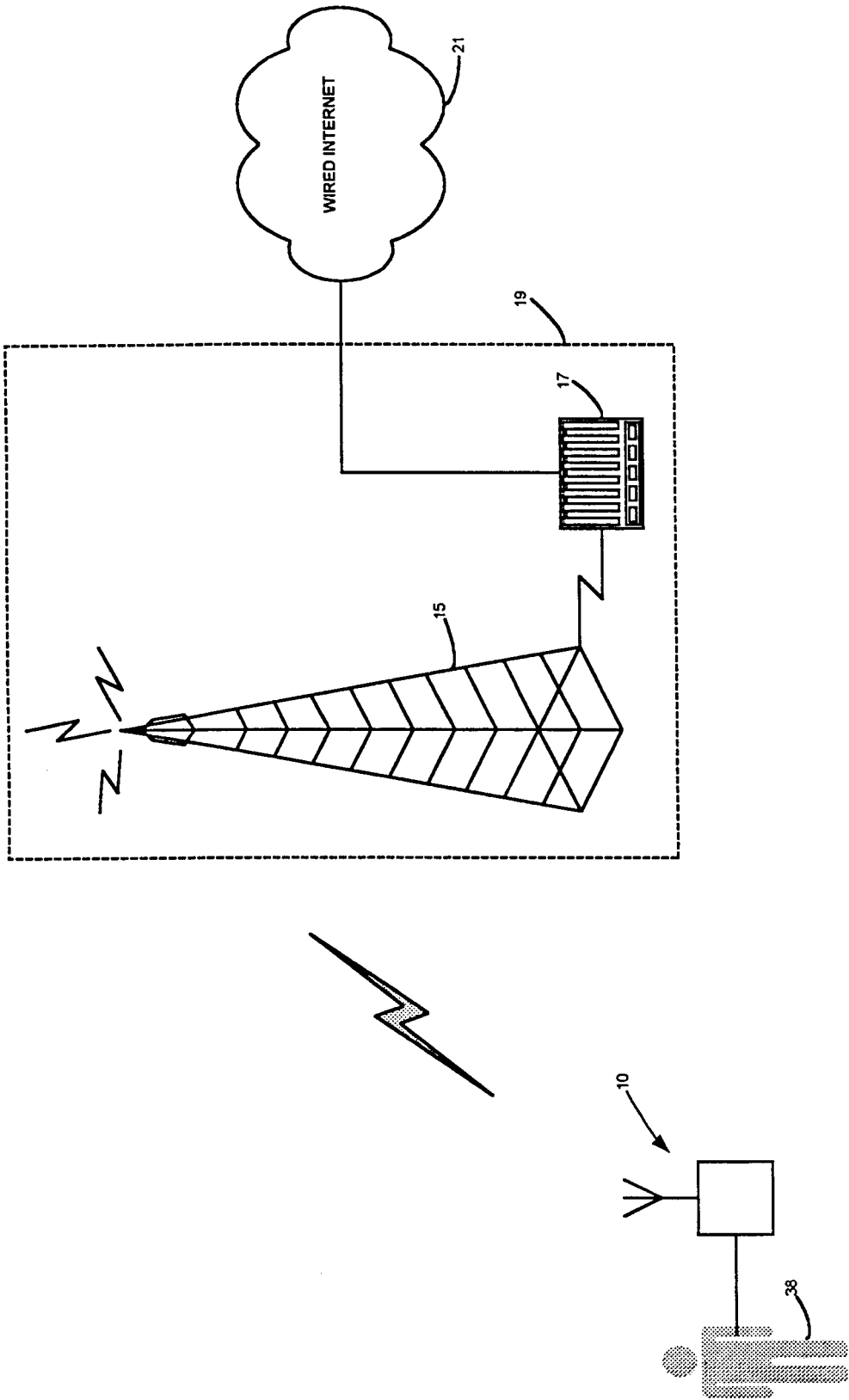


FIG. 1

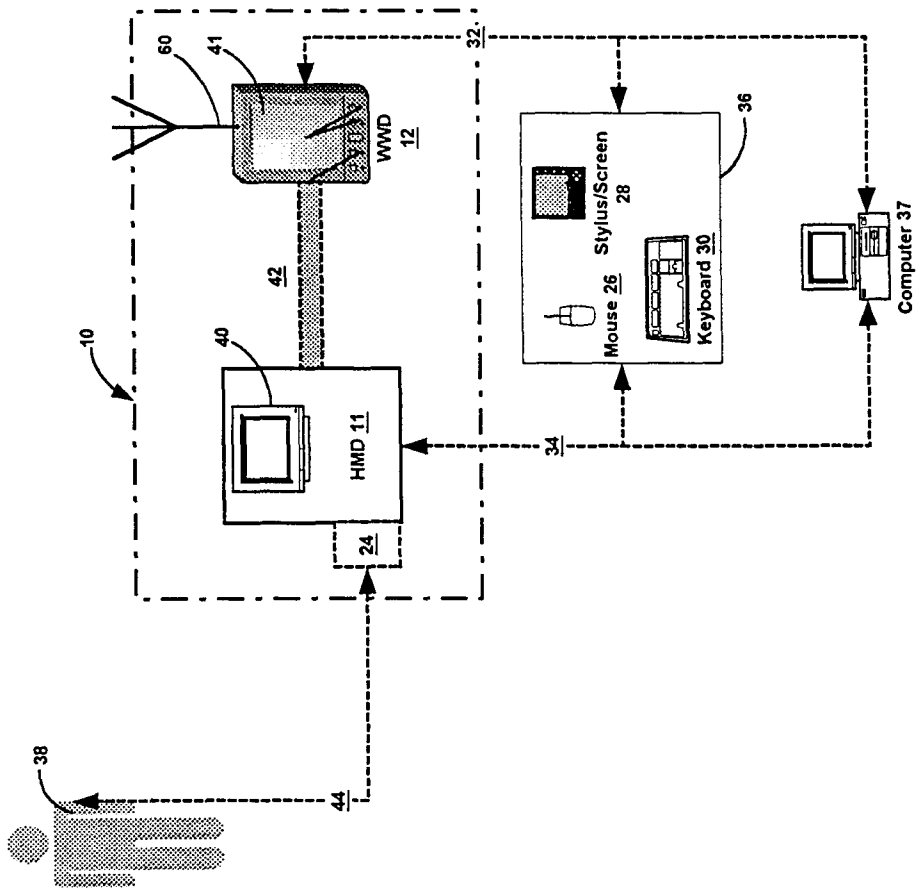


FIG. 2

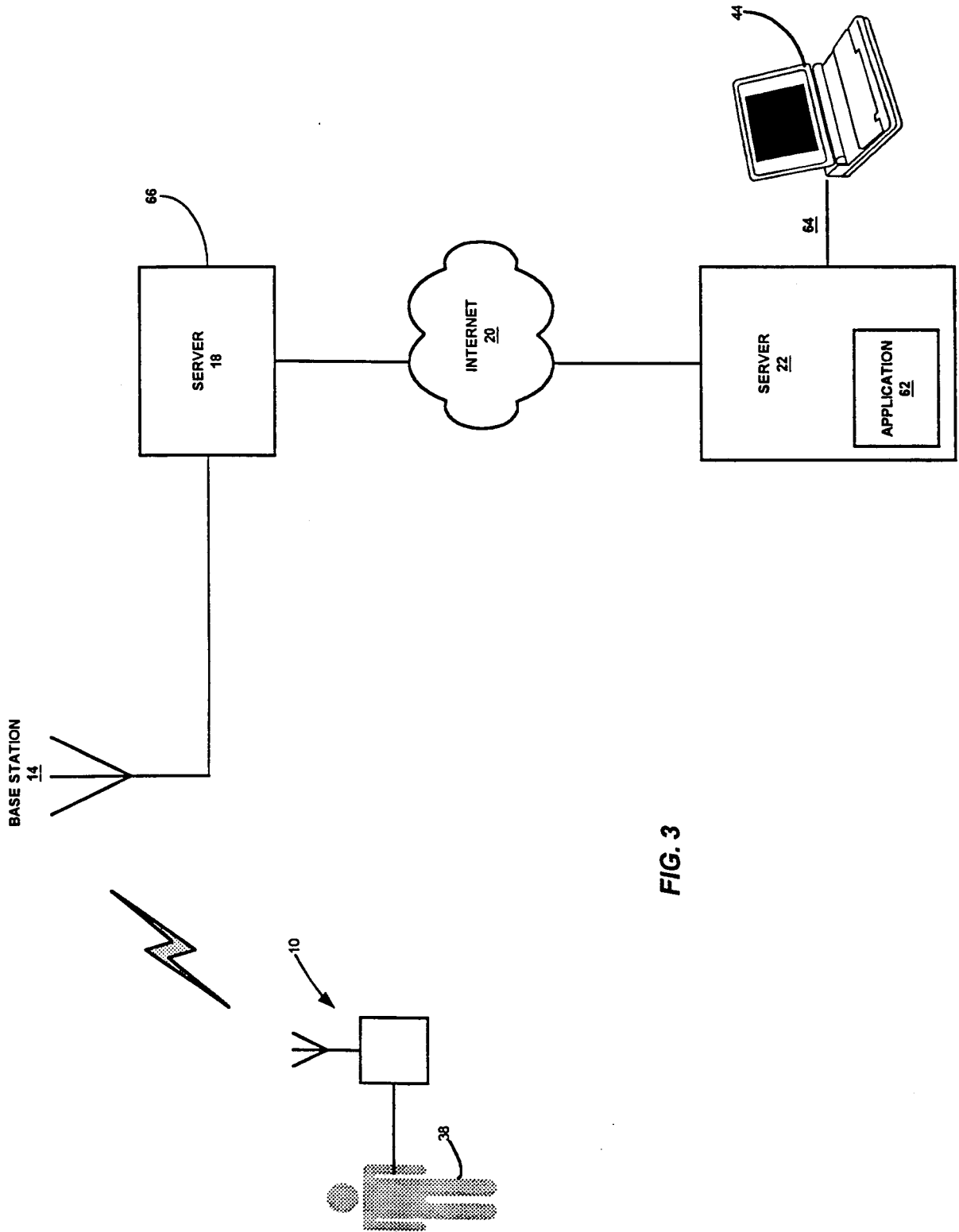


FIG. 3

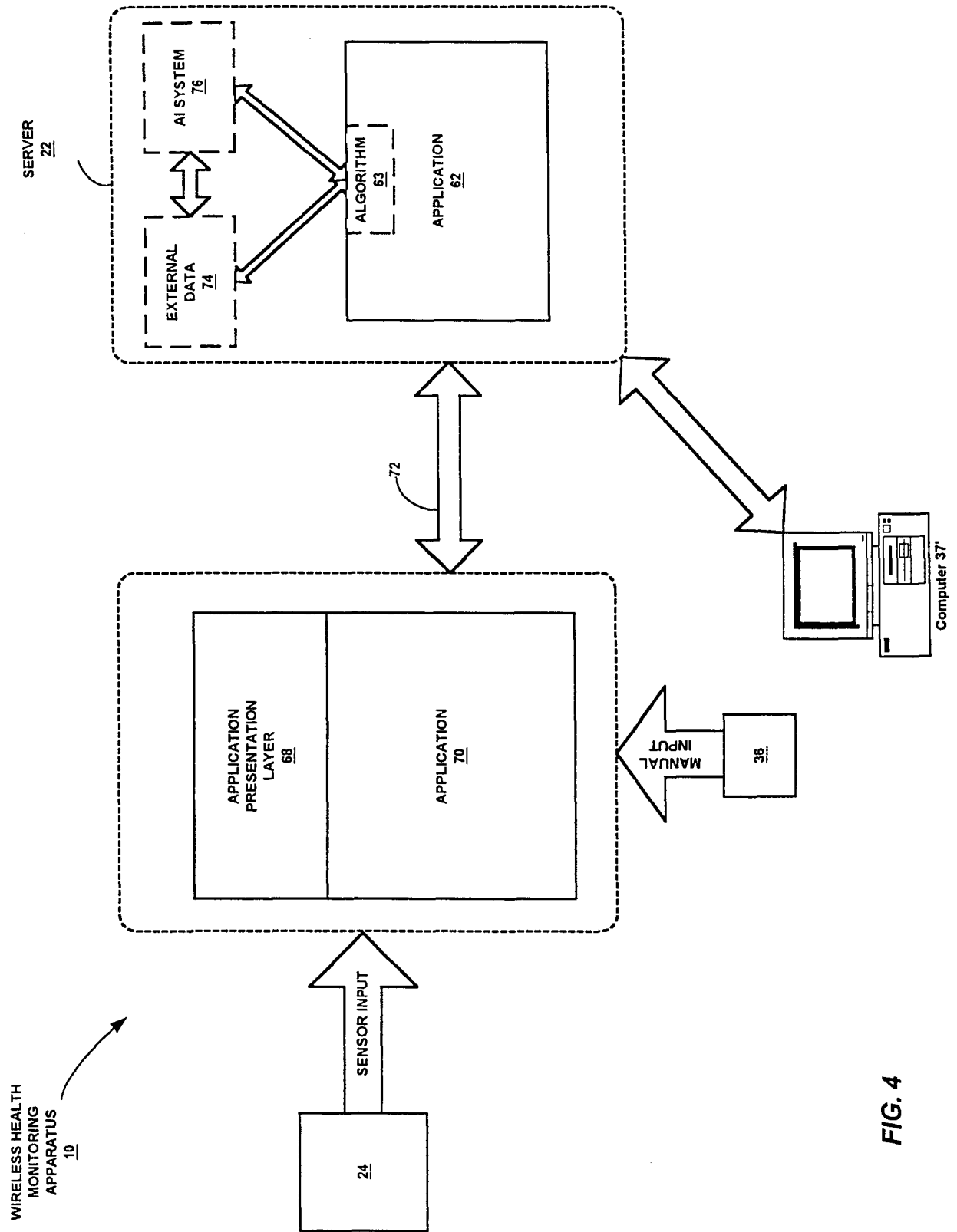


FIG. 4

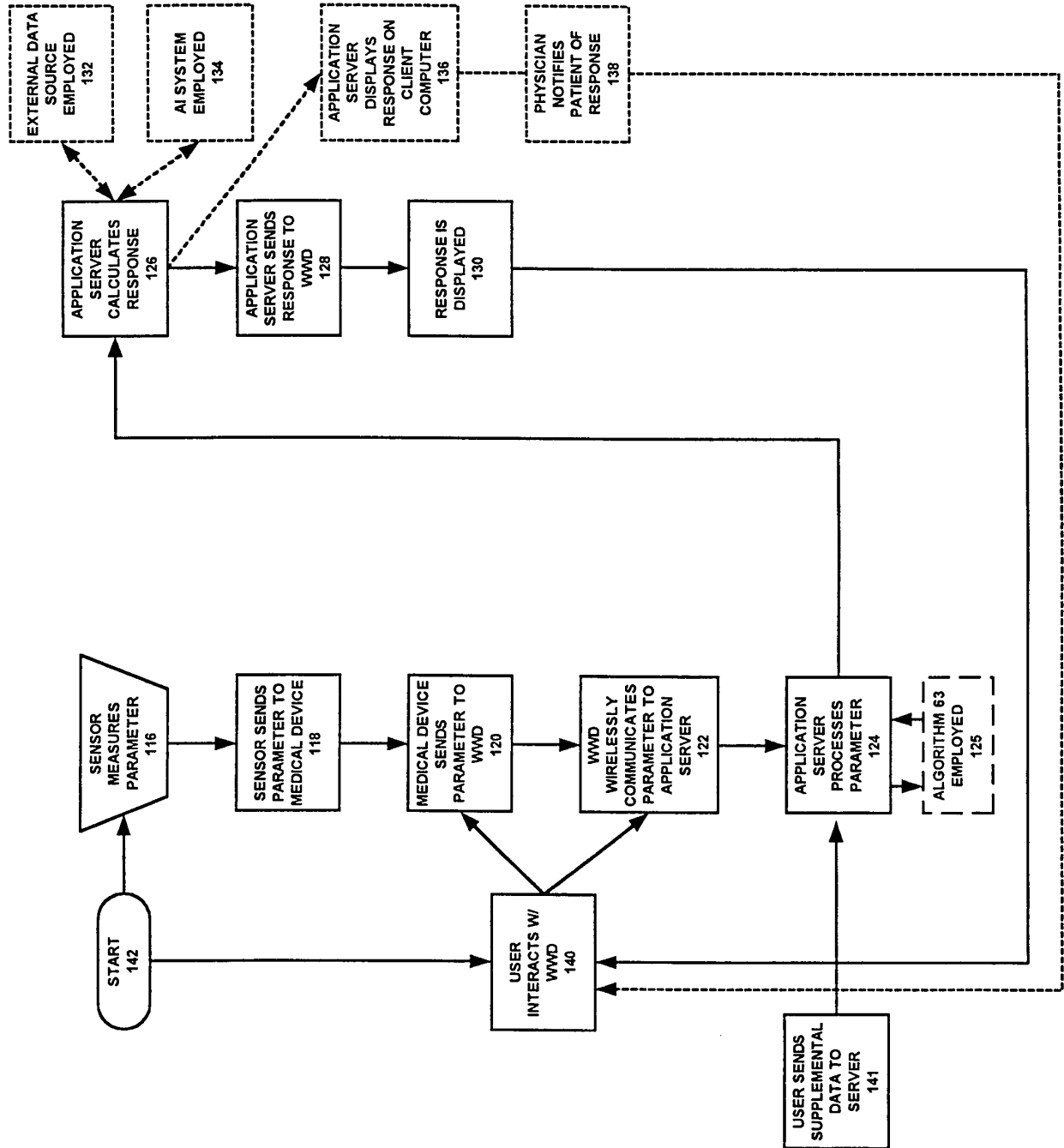


FIG. 5

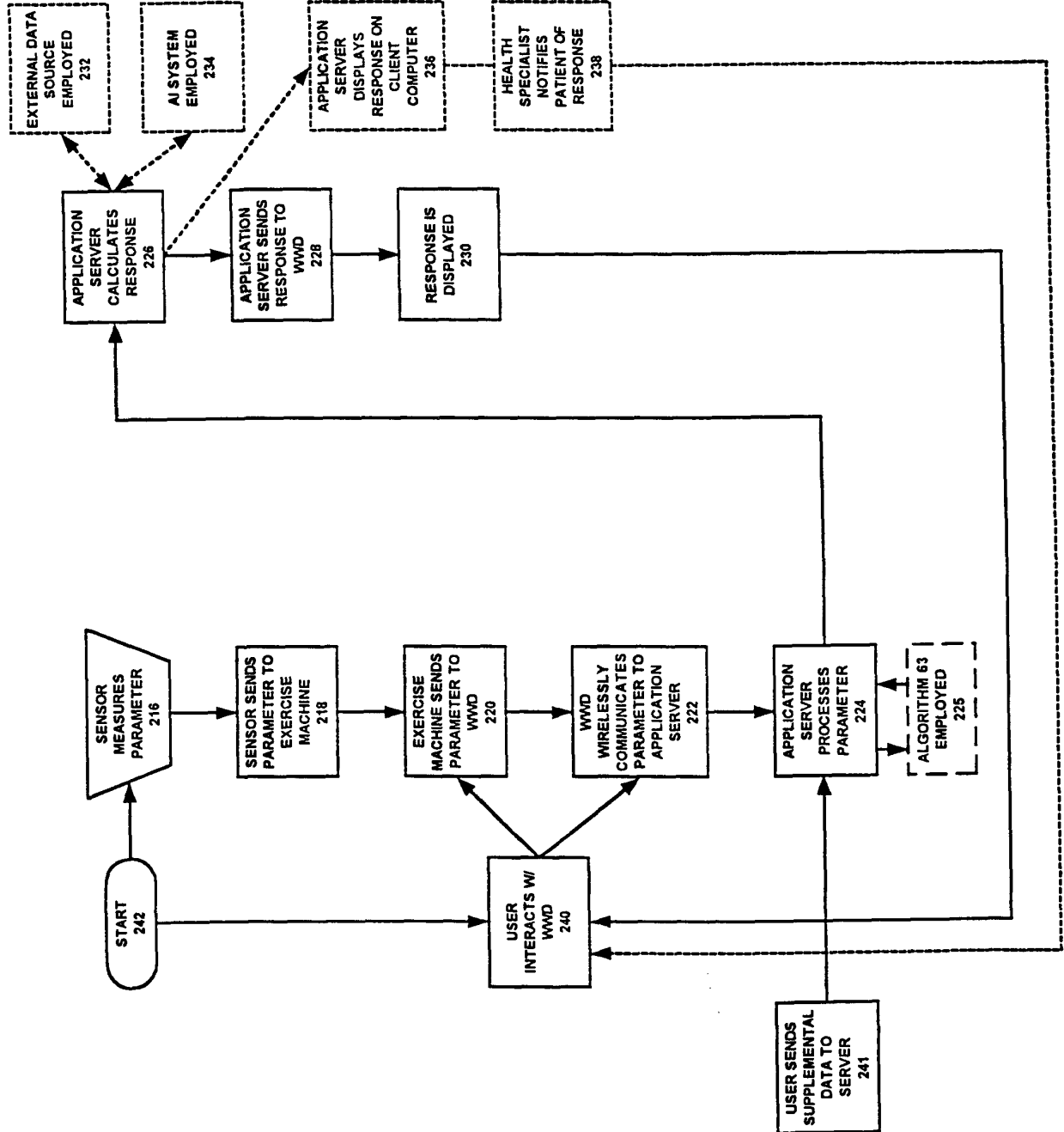


FIG. 6

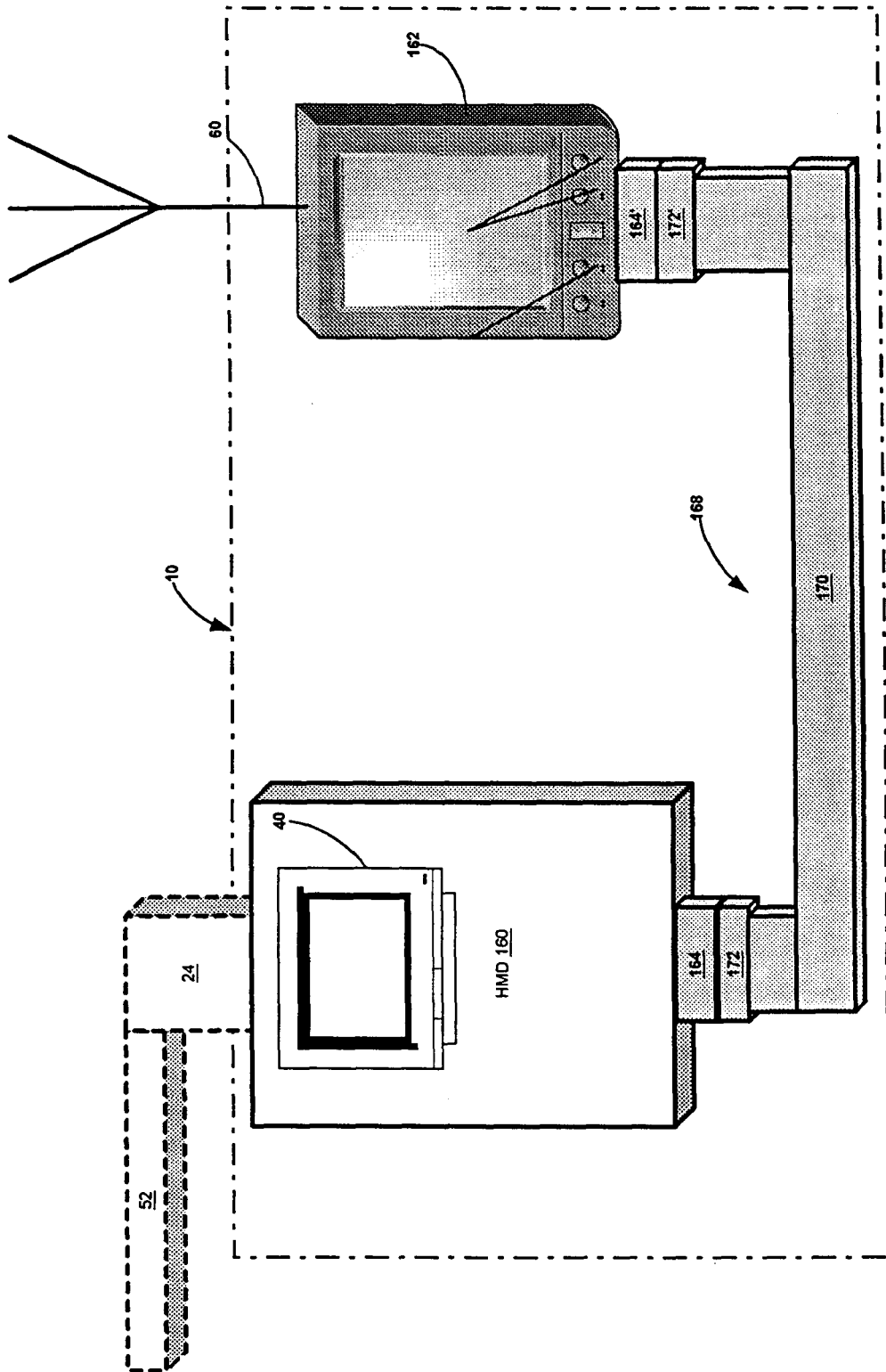


FIG. 7

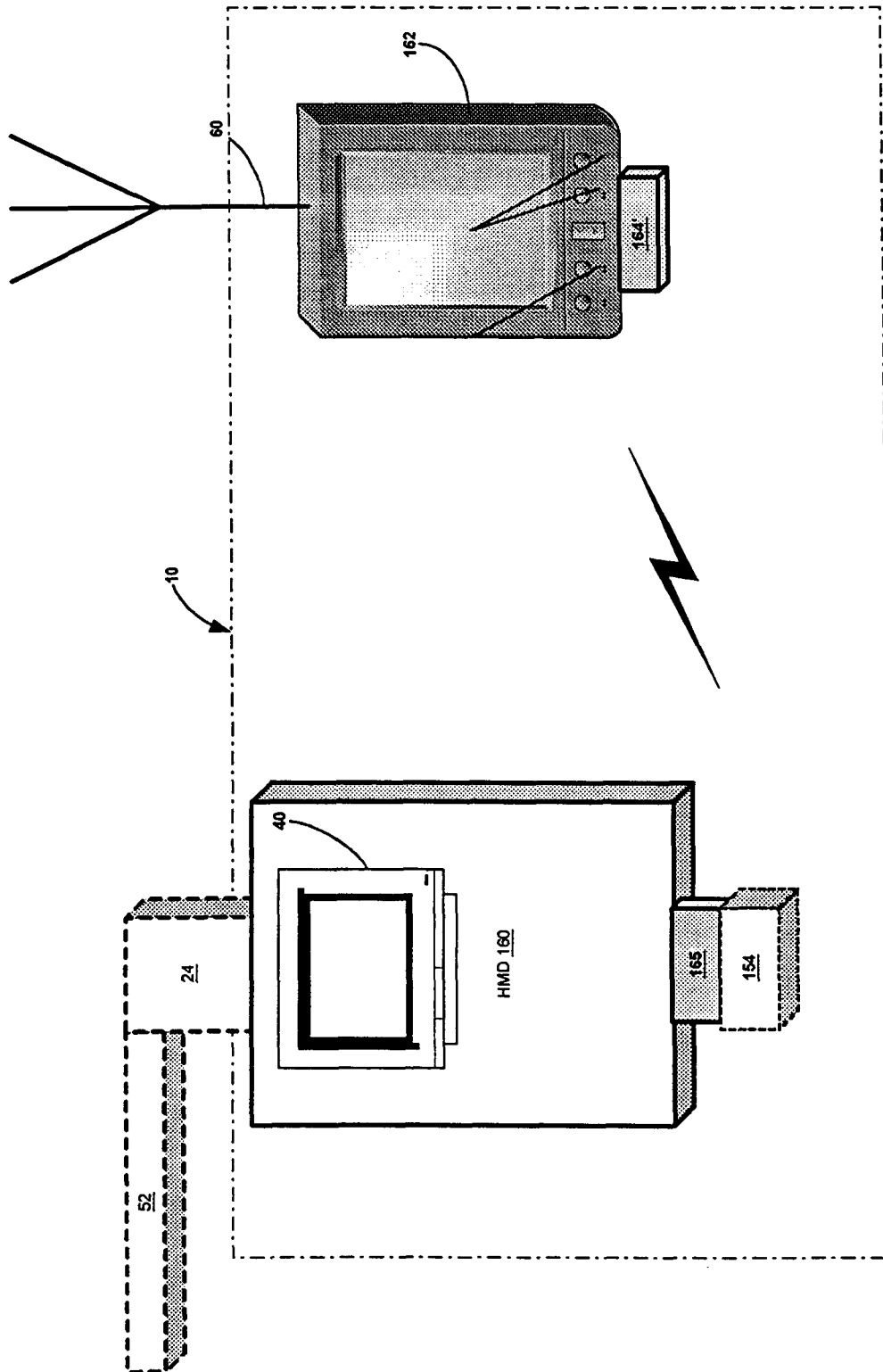


FIG. 8

REFERENCES CITED IN THE DESCRIPTION

This list of references cited by the applicant is for the reader's convenience only. It does not form part of the European patent document. Even though great care has been taken in compiling the references, errors or omissions cannot be excluded and the EPO disclaims all liability in this regard.

Patent documents cited in the description

- US 5601435 A [0005]
- US 6144837 A [0005]
- US 5772586 A, Heinonon [0009] [0011]
- US 5357427 A, Langen [0010]
- WO 9824358 A [0010]
- WO 9941682 A [0012]
- EP 0918423 A [0013]
- WO 9960926 A [0015]
- US 5474090 A [0016]

专利名称(译)	通过无线互联网连接进行患者监护的方法和设备		
公开(公告)号	EP2224366B1	公开(公告)日	2020-02-19
申请号	EP2010163354	申请日	2000-12-16
[标]申请(专利权)人(译)	皇家飞利浦电子股份有限公司		
申请(专利权)人(译)	皇家飞利浦电子N.V.		
当前申请(专利权)人(译)	皇家飞利浦N.V.		
[标]发明人	QUY ROGER J		
发明人	QUY, ROGER, J.		
IPC分类号	H04L29/08 A61B5/00 A61B5/021 A61B5/024 A61B5/0432 A61B5/08 A61B5/145 H04W24/00 H04W80/04 H04W84/12 H04W84/18 H04L29/06 G16H20/30 G16H40/67 G16H40/63 A61B10/00 G06F19/00 G06K9/62 G06Q50/24 G16H10/60 H04L12/28 H04L12/56		
CPC分类号	A61B5/0008 A61B5/0022 A61B5/021 A61B5/02438 A61B5/04325 A61B5/08 A61B5/14532 A61B5/7465 A61B5/749 G16H20/30 G16H20/60 G16H40/63 G16H40/67 G16H50/20 H04L67/04 H04L67/12 H04L67/125 H04L69/18 H04W24/00 H04W80/04 H04W84/12 H04W84/18 Y10S128/903 Y10S128/904 Y10S128/923		
代理机构(译)	DAMEN , DANIEL马亨		
优先权	60/172486 1999-12-17 US PCT/US2000/034159 2000-12-16 WO		
其他公开文献	EP2224366A3 EP2224366A2		
外部链接	Espacenet		

摘要(译)

本发明的实施例提供了一种用于无线健康监测系统的的方法和装置，用于通过将支持互联网的无线网络设备 (WWD) (12) 连接到健康监测来交互式地监测患者 (38) 的疾病或健康状况。设备 (11)，可以是医疗设备或其他与健康有关的设备，例如健身机。WWD (12) 可以通过有线连接 (42) 直接连接到健康监测设备，如果需要的话，可以使用可选适配器通过WWD (12) 的通用输入/输出设备端口进行连接。可替代地，WWD (12) 可以诸如经由红外或射频连接 (包括使用诸如蓝牙或802.11的协议) 无线地连接 (16) 至健康监测设备。如果需要，无线连接 (16) 也可以使用适配器。用户还可以手动地将数据输入到WWD (12)，例如通过小键盘，键盘，手写笔，或者可选地通过语音命令 (36)。使用标准互联网协议将健康相关数据从WWD (12) 传输到服务器 (37)。服务器 (37) 使用软件程序来计算响应，该软件程序可以包括算法或人工智能系统，并且可以进一步提供医师或健康专家的检查。用户可以与服务器交互 (37)。例如，服务器 (37) 将响应发送到WWD (12)，并且用户可以回答该响应或提供其他信息。

