



(12) **EUROPEAN PATENT APPLICATION**

(43) Date of publication: **31.10.2007 Bulletin 2007/44** (51) Int Cl.: **A61B 5/00 (2006.01)**

(21) Application number: **07251596.8**

(22) Date of filing: **13.04.2007**

(84) Designated Contracting States:
AT BE BG CH CY CZ DE DK EE ES FI FR GB GR HU IE IS IT LI LT LU LV MC MT NL PL PT RO SE SI SK TR
 Designated Extension States:
AL BA HR MK YU

(71) Applicant: **IDT Technology Limited**
Kowloon, Hong Kong SAR (CN)

(72) Inventor: **Chan, Raymond**
Hunghom, Kowloon, Hong Kong (CN)

(74) Representative: **Jenkins, Richard Gavin et al**
Marks & Clerk
43 Park Place
Leeds LS1 2RY (GB)

(30) Priority: **28.04.2006 US 413110**

(54) **Exercise data apparatus**

(57) Exercise data apparatus for use on the body of a user during exercise, comprise:
 an electrocardiogram detector (140) for detecting electrocardiogram data of the user during exercise;
 a chest belt (120) for attaching the electrocardiogram detector (140) onto the chest of the user;
 a motion detector (130) for detecting body motion data indicative of steps of the user during exercise;

a processor (194) for calculating exercise data based on the electrocardiogram data detected by the electrocardiogram detector (140) and the body motion data detected by the motion detector (130), the exercise data comprising at least one of heart rate, speed and distance and calorie consumption of the user; and
 an output device (200) for informing the user of the calculated exercise data.

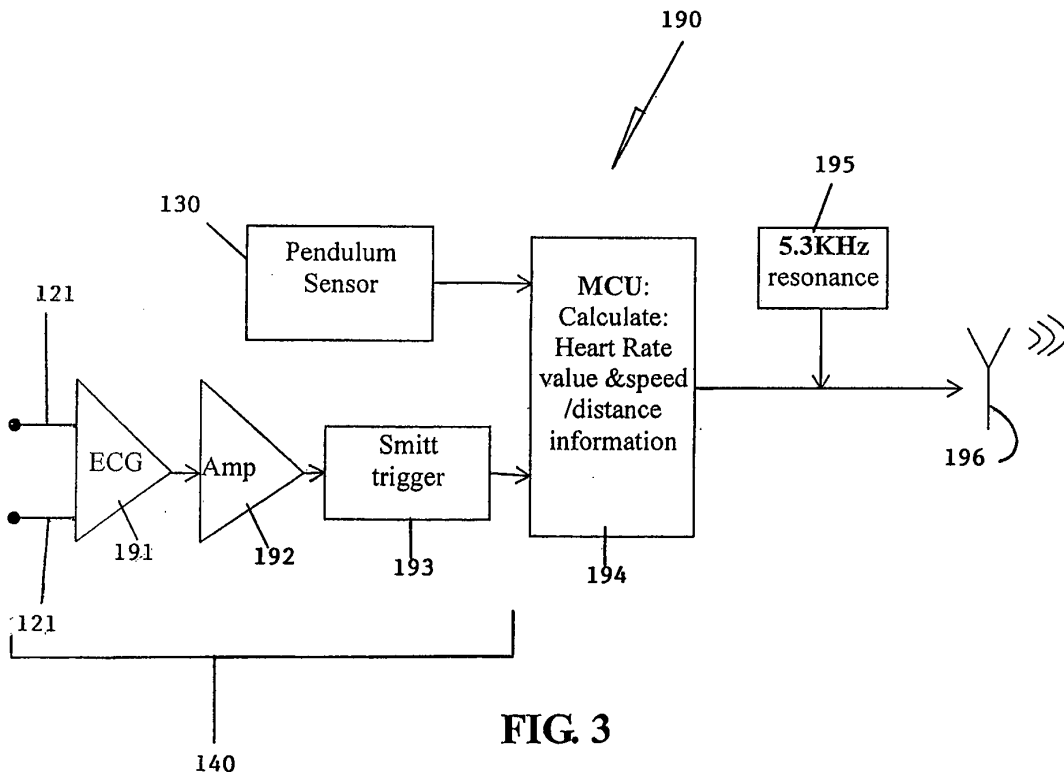


FIG. 3

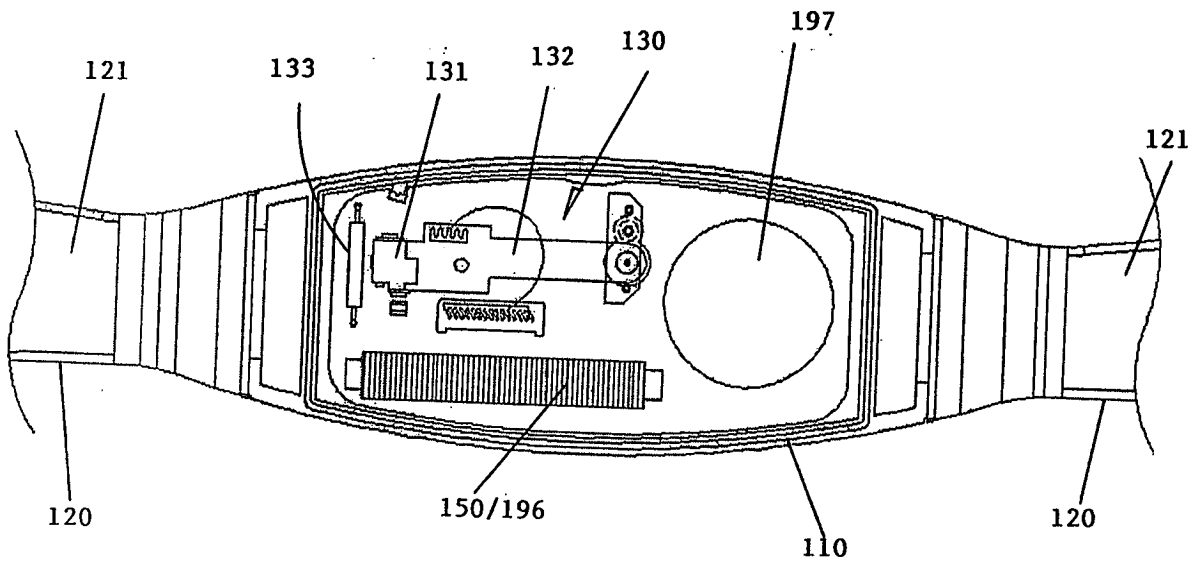


FIG. 2



Description

[0001] The present invention relates to exercise data apparatus for measuring the heart rate and/or speed, etc. of a user during exercise.

5

BACKGROUND OF INVENTION

[0002] People who are engaged in exercise, especially jogging or running, usually want to keep track of their speed and distance covered as well as their heart rate information.

10 **[0003]** For speed/distance information, it is possible to use a GPS based sensor but its performance amongst buildings or in a forest is often hampered. Another option is using an acceleration sensor, but it normally needs calibration by the user running several hundred meters before play and this is thought inconvenient by many users, and in fact many acceleration-based sensors are unable to detect walking speed. In this regard, the use of a pedometer remains a low cost yet reasonably accurate solution, especially for amateurs.

15 **[0004]** Heart rate monitors are utilized to measure heart rate information, especially the chest-mounted type that is becoming increasingly popular. Such heart rate monitors are more delicate electronic devices than pedometers in general and are often used at different positions on the body of a person.

[0005] The invention seeks to provide new or otherwise improved exercise data apparatus that are relatively low cost and more convenient to use.

20

SUMMARY OF THE INVENTION

[0006] According to the invention, there is provided exercise data apparatus for use on the body of a user during exercise, comprising:

25

- an electrocardiogram detector for detecting electrocardiogram data of said user during exercise;
- attachment means for attaching the electrocardiogram detector onto the chest of said user;
- a motion detector for detecting body motion data indicative of steps of said user during exercise;
- a processor for calculating exercise data based on the electrocardiogram data detected by the electrocardiogram
- 30 detector and the body motion data detected by the motion detector, the exercise data comprising at least one of heart rate, speed and distance and calorie consumption of said user; and
- an output device for informing said user of the calculated exercise data.

30

[0007] Preferably, the motion detector comprises a pedometer.

35 **[0008]** More preferably, the pedometer is physically associated with the electrocardiogram detector for attachment onto the chest of said user by the attachment means.

[0009] More preferably, the pedometer is one of a pendulum type sensor and a piezoelectric type sensor.

[0010] Preferably, the motion detector comprises an accelerometer.

[0011] More preferably, the accelerometer is wrist-mounted.

40 **[0012]** More preferably, the accelerometer is one of an integrated circuit type sensor and a piezoelectric type sensor.

[0013] In a first preferred embodiment, the exercise data apparatus comprise a sensor unit, a data unit separate from the sensor unit, and a signal link between the sensor unit and the data unit, wherein:

45

- the sensor unit comprises the electrocardiogram detector, the attachment means and the motion detector; and
- the data unit comprises the processor, the output device and individual attachment means for attachment onto a wrist of said user.

[0014] More preferably, the motion detector comprises a pedometer.

[0015] More preferably, the output device comprises a display for displaying the calculated exercise data.

50

[0016] More preferably, the signal link comprises:

- a wireless transmitter at the sensor unit for transmitting a wireless signal indicative of the electrocardiogram data detected by the electrocardiogram detector and the body motion data detected by the motion detector; and
- a wireless receiver at the data unit for receiving the wireless signal, based on which the processor is to calculate
- 55 the exercise data.

55

[0017] In a second preferred embodiment, the exercise data apparatus comprise a sensor unit, a data unit separate from the sensor unit, and a signal link between the sensor unit and the data unit, wherein:

the sensor unit comprises the electrocardiogram detector and the attachment means; and
the data unit comprises the processor, the motion detector, the output device and individual attachment means for
attachment onto a wrist of said user.

- 5 [0018] More preferably, the motion detector comprises an accelerometer.
[0019] More preferably, the output device comprises a display for displaying the calculated exercise data.
[0020] More preferably, the signal link comprises:

10 a wireless transmitter at the sensor unit for transmitting a wireless signal indicative of the electrocardiogram data
detected by the electrocardiogram detector; and
a wireless receiver at the data unit for receiving the wireless signal, based on which and the body motion data
detected by the motion detector the processor is to calculate the exercise data.

- 15 [0021] In a third preferred embodiment, the exercise data apparatus comprise a sensor unit, a data unit separate from
the sensor unit, and a signal link between the sensor unit and the data unit, wherein:

the sensor unit comprises the electrocardiogram detector, the attachment means, the processor and the motion
detector; and
the data unit comprises the output device and individual attachment means for attachment onto an ear of said user.

- 20 [0022] More preferably, the motion detector comprises a pedometer.
[0023] More preferably, the output device comprises an audio device for announcing the calculated exercise data.
[0024] More preferably, the signal link comprises a wired connection for transmitting the exercise data calculated by
the processor to the output device.

- 25 [0025] It is preferred that the exercise data apparatus include input means for input of body height and sex of said
user, wherein the processor is programmed to calculate speed and distance based on steps detected by the pedometer
and variable stride calculated based on body height and sex inputted and pace frequency detected by the motion detector.

- [0026] It is further preferred that the input means also enables input of fitness level of said user, and the processor is
programmed to calculate calorie consumption based on speed calculated, heart rate detected by the electrocardiogram
detector and fitness level inputted.

- 30 [0027] Advantageously, the attachment means comprises a belt.
[0028] It is preferred that the processor is programmed to determine a variable stride of said user for calculation of
the distance, the variable stride being determined based on gender, body height and pace frequency of said user.
[0029] It is further preferred that the variable stride is determined according to the formula:

35

$$\textit{Stride} = a * (F - b)^2 + c * H * G$$

40 where:
F is pace frequency
G is gender coefficient: 0.7 for female / 0.8 for male
H is body height
a, b and c are parameters whose values are dependent upon that of F as follows:

45

[a, b ,c] = [0, 0, 0.5]	(F<1.5Hz)
[a, b ,c] = [0.3, 1.5, 0.5]	(1.5Hz<=F<2.0Hz)
[a, b ,c] = [0.8, 1.9, 0.55]	(2.0Hz<=F<2.5Hz)
[a, b ,c] = [-0.5, 2.9, 1.15]	(2.5Hz<=F<3.3Hz)
[a, b ,c] = [0, 0, 0.97]	(F>=3.3Hz)

50

- [0030] It is preferred that the processor is programmed to calculate the calorie consumption based on the weight,
fitness level and heart rate of said user.

- 55 [0031] It is further preferred that the calorie consumption is calculated according to the formula:

Calorie consumption

$$= TI * Weight * (instant HR / maximum HR) - AF$$

where HR is the heart rate, and TI and AF are Training Index and Activity Factor respectively dependent upon VO_2 percentage (% VO_2 max) that being instant VO_2 divided by VO_2 max, where instant VO_2 is dependent upon the speed.

[0032] It is yet further preferred that the instant VO_2 is determined according to one of the following formulae:

$$\text{Walking: } VO_2 = 0.1 * \text{speed} + 3.5$$

$$\text{Running: } VO_2 = 0.2 * \text{speed} + 3.5$$

BRIEF DESCRIPTION OF DRAWINGS

[0033] The invention will now be more particularly described, by way of example only, with reference to the accompanying drawings, in which:

Figure 1 is a schematic diagram showing a female user using a first embodiment of exercise data apparatus in accordance with the invention, comprising a sensor unit on her chest and a data unit on her wrist;

Figure 2 is a fragmentary front view of the sensor unit of Figure 1, showing some of its internal components;

Figure 3 is a functional block diagram of the operating circuit of the sensor unit of Figure 2;

Figure 4 is a fragmentary front view of the data unit of Figure 1, showing some of its internal components;

Figure 5 is a functional block diagram of the operating circuit of the data unit of Figure 4;

Figure 6 is a graph showing typical stride curves as a function of pace frequency for female users of different body heights;

Figure 7 is a schematic diagram showing a male user using a second embodiment of exercise data apparatus in accordance with the invention;

Figure 8 is a fragmentary front view of the apparatus of Figure 7, showing some of its internal components; and

Figure 9 is a functional block diagram of the operating circuit of the apparatus of Figure 7.

DETAILED DESCRIPTION OF PREFERRED EMBODIMENTS

[0034] Referring initially to Figures 1 to 5 of the drawings, there are shown first exercise data apparatus embodying the invention, which comprise two separate units i.e. a sensor unit 100 and a data unit 200 that are in communication with each other via a wireless signal link for operation, such as an RF (radio frequency) signal link. Alternatively, a wired connection/link from the sensor unit 100 to the data unit 200 may be employed.

[0035] The sensor unit 100 is in the form of a chest belt, having a casing 110 and a chest belt (or strap) 120 for attaching the overall unit 100 horizontally onto the chest of a user, i.e. a female user as depicted. Housed in the casing 110 are a pedometer 130 for detecting body motion data indicative of steps of the user during exercise, an electrocardiogram (ECG) detection circuit or detector 140 for detecting ECG data of the user during exercise, and an RF transmitter 150 for transmitting a wireless RF signal carrying or indicative of both such data. Such modules 130, 140 and 150 are physically associated together and are powered by a common DC power source in the casing 110, which is conveniently

provided by a battery pack or cells that may be replaced or recharged.

[0036] The sensor unit 100 has an electronic operating circuit 190 located in the casing 110, which is powered by a battery 197 and includes an ECG sensor 191 comprising a pair of electrodes 121 on the rear side at opposite ends of the belt 120 for bearing against the user's chest to detect her heartbeat. As part of the operating circuit 190, connected in series from the output of the ECG electrodes 121 are an amplifier 192, a Smitt trigger 193, an MCU (microprocessor control unit) 194, an RF modulator 195 at 5.3kHz resonance and an antenna 196. The modulator 195 and antenna 196 are key components of the transmitter 150.

[0037] The ECG sensor 191/electrodes 121, amplifier 192 and Smitt trigger 193 together constitute the ECG detector 140. The detected heartbeat is an ECG signal, which will be amplified by the amplifier 192 and then converted by the Smitt trigger 193 into a pulse train for subsequent processing by the MCU 194. Compared with general triggers, the Smitt trigger 193 offers the advantage of better control over false trigger signals as may be caused by noises.

[0038] The pedometer 130 is of a pendulum type sensor, formed by a permanent magnet 131 supported at the free end of a proximal resiliently pivotable cantilever 132 proximal to a vertical reed switch 133. As the user moves her body up and down during walking, jogging or running exercise, the magnet 131 is swung in opposite directions past the reed switch 133, which thus opens and closes to detect and indicate the steps or paces (body motion) of the user. The reed switch 133 is connected to an input of the MCU 194, separate from that for the Smitt trigger 193.

[0039] As an alternative, a pedometer of a piezoelectric type sensor may be employed instead, which is more compact in size and is often more durable and reliable.

[0040] The MCU 194 is programmed to, inter alia, calculate the heart rate (in beats per minute) based on the heartbeat pulses detected by the ECG electrodes 121 as regulated by the Smitt trigger 193 and then to transform the calculated heart rate into a coded data packet. The MCU 194 will also count the user's steps detected by the pedometer 130 against time and then determine the pace frequency and a variable stride (defined below) to calculate the distance covered by and the speed of the user.

[0041] Besides the various aforesaid calculated data, the MCU 194 will insert a device ID code that identifies the data unit 200 as well as check bits for error correction, together being encoded as a coded data packet. The coded data packet is outputted to the transmitter 150 for transmission as a wireless RF signal at 5.3kHz resonance under the control of the MCU 194, for reception by the data unit 200.

[0042] The data unit 200 is in the form of a wristwatch which has a watch case 210 fitted with straps for attaching the overall device onto a wrist of the user. The data unit 200 includes an LCD display 220 for outputting various data including exercise data, and a number of keys 230 for operation control and data input including inputting the user's personal data such as body height, sex and fitness level. Such data may alternatively be inputted using a PC or PDA via wired or wireless communication.

[0043] Housed in the watch case 210 is an electronic operating circuit 290 which is built based on an MCU 291 and includes an RF receiver 292 connected thereto for receiving the RF signal, i.e. coded data packet, from the sensor unit 100. The display 220 and keys 230 are also connected the MCU 291 for operation.

[0044] The MCU 291 is programmed to, inter alia, demodulate and process the coded data packet to extract the encoded data therefrom i.e. the heart rate, speed and distance, and then display the same on the LCD display 220. The MCU 291 will also perform calculation to determine certain other exercise data, and in particular calorie consumption or burned by the user in the exercise, and display the result. The pace frequency and elapsed time may also be displayed.

[0045] The operating circuit 290 with MCU 291 also provides the standard time/date keeping watch functions including stopwatch and alarm functions.

[0046] For the detection of heart rate (HR), an ECG based chest belt 100 is preferred because it is effective for users either at rest or during light or heavy exercise.

[0047] The maximum heart rate that people of different ages can achieve in general can be determined using the simple formula:

$$\text{Maximum Heart Rate} = 220 - \text{Age}$$

[0048] The instant HR represented as a percentage of the maximum heart rate (i.e. %HR) gives a reasonable indication of the intensity of exercise:

$$\%HR = \text{instant HR} / \text{maximum HR}$$

[0049] With regard to speed and distance, speed is calculated by dividing distance by time:

5

$$\text{Speed} = \text{Distance} / \text{Time}$$

[0050] Distance is determined by paces or steps multiplied by stride:

10

$$\text{Distance} = \text{Steps} \times \text{Stride}$$

[0051] In this formula, the steps are counted using the pedometer 130 that is built into the chest belt 100. The sensitivity of the pedometer 130 is calibrated to an optimal level so that counting of steps for both walking and running/jogging types of body motion can be optimized.

[0052] Traditionally, a fixed value for the stride is chosen and entered for a specific person primarily according to his/her body height. This is often unsatisfactory for accuracy.

[0053] The stride used in the above formula for distance is a variable stride (ST) that is calculated for each step dependent upon the sex/gender and body height of the person as entered using the keys 230 and the prevailing pace frequency:

25

$$\text{Stride} = f(\text{Pace Frequency}, \text{Gender}, \text{Body Height})$$

[0054] The pace frequency is determined by the MCU 194 for every step, instantaneously in practice, and preferably averaged over a certain immediately preceding period of time or number of steps.

[0055] The detailed stride formula is:

35

$$ST = a * (F - b)^2 + c * H * G$$

in which a, b and c are parameters whose values are dependent upon that of F as follows:

40

[a, b ,c] = [0, 0, 0.5]	(F<1.5Hz)
[a, b ,c] = [0.3, 1.5, 0.5]	(1.5Hz<=F<2.0Hz)
[a, b ,c] = [0.8, 1.9, 0.55]	(2.0Hz<=F<2.5Hz)
[a, b ,c] = [-0.5, 2.9, 1.15]	(2.5Hz<=F<3.3Hz)
[a, b ,c] = [0, 0, 0.97]	(F>=3.3Hz)

45

where:

F is pace frequency in steps per second

G is gender coefficient: 0.7 for female / 0.8 for male

50

H is height in meters

[0056] The stride formula is derived from volume statistical testing and analysis. A graph showing instant stride curves as a function of the pace frequency for female users of different body heights is depicted in Figure 6.

55

[0057] The processor 291 is programmed to calculate the speed and distance based on the steps detected by the pedometer 130 and the variable stride determined as described above based on the body height and sex inputted by the user and the pace frequency detected by the pedometer 130.

[0058] The processor 291 is also programmed to calculate the calorie consumption during exercise based on the speed calculated as described above, the heart rate detected by the ECG detector 140 and the fitness level inputted by

the user.

[0059] The calorie consumption is calculated from the heart rate (HR) and speed, etc. according to the following equation:

5

$$\text{Calorie consumption per hr} = \text{TI} * \text{Weight} * \%HR - \text{AF}$$

10

[0060] Training Index (TI) and Activity Factor (AF) are standard parameters for exercise, and they are dependent upon VO₂ percentage (%VO₂ max) as follows:

15

%VO ₂ max	TI	AF
50%-60%	6	400
60%-70%	8	580
70%-80%	12	1000
80%-90%	18	1720
90%-100%	22	2260

20

25

[0061] VO₂ percentage (%VO₂ max) is the ratio of instant VO₂ divided by VO₂ max:

30

$$\%VO_2 \text{ max} = VO_2 / VO_2 \text{ max}$$

35

[0062] VO₂ max is defined as the maximum rate of oxygen consumption, often expressed in liters per minute (L/min) or millimeters per kg body weight per minute (ml/kg/min). Because oxygen consumption is linearly related to energy expenditure, VO₂ max is a measure of capacity of a person to generate the energy required for endurance activities. It is one of the most important factors determining the ability to exercise for longer than four to five minutes, or one's own fitness level. VO₂ max can be calculated as follows:

40

$$\text{Male: } VO_2 \text{ max} = 67.195 + 6.7235(\text{ACT-S}) - 0.381(\text{age}) - 0.754(\text{BMI})$$

45

$$\text{Female: } VO_2 \text{ max} = 56.363 + 6.7235(\text{ACT-S}) - 0.381(\text{age}) - 0.754(\text{BMI})$$

where ACT-S is activity score (0,1,2) inputted by user using the keys 230

50

$$\text{BMI} = \text{weight (kg)} / \text{square of height (m)}$$

[0063] Instant Vo₂ represents the intensity of a specific type of exercise, and is calculated as follows:

55

$$\text{Walking: } VO_2 = 0.1 * \text{speed} + 3.5$$

Running: $VO_2=0.2*speed+3.5$

5 (speed in miles per hour)

[0064] The pedometer 130 counts steps and is best placed on the user's trunk (e.g. chest) by reason of its simple up and down motion while the user is running or jogging. For more sophisticate detection, an accelerometer 130A may be used instead, as depicted in dotted line in Figure 4, which is installed in the wrist-mounted data unit 200. The accelerometer 130A is an IC (integrated circuit) type or piezoelectric type acceleration sensor, the latter type being widely used sensors

10 in the fields of vibration and shock instrumentation.

[0065] For the present purpose, the accelerometer 130A is used to detect the swinging motion - reversals in direction - of the relevant arm of the user during running or jogging exercise so as to give an indication of the user's steps i.e. to indirectly count her steps.

[0066] As the sensor unit 100 does no longer incorporate the motion detector 130A, its MCU 194 is not responsible for calculating the user's traveling speed and distance and its transmitter 150 will only transmit, primarily, the ECG data detected by the ECG detector 140 to the data unit 200. At the data unit 200, the MCU 291 instead will count the user's steps sensed by the accelerometer 130A against time and determine the pace frequency and the variable stride to calculate the distance covered by and the speed of the user. The MCU 291 will also calculate the user's calorie consumption based on the received ECG data and the step-related data determined in situ.

[0067] Figures 7 to 9 show second exercise data apparatus embodying the invention used by a male user, which have a similar basic construction and operate in a similar manner as the first exercise data apparatus (with pedometer) described above, with equivalent parts designated by the same reference numerals suffixed by a letter "B". The major differences lie in the sensor unit 100B being constructed to perform all of the data sensing and processing functions and the data unit 200B being reduced to an audio device i.e. earphone 200B and connected to the sensor unit 100B by means of a wired connection/link 150B.

25

[0068] The chest belt 120B attaches the overall sensor unit 100B onto the user for ECG data detection using the on-belt electrodes 121B. Buttons 230B and LCD display 220B on the casing 110B of the sensor unit 100B enable manual input of the sex/gender, body height and fitness level of the user. The earphone 200B has individual attachment means for attachment onto the user's ears.

[0069] As part of the operating circuit 190B in the sensor unit's casing 110B, the ECG detector 140B/121B detects the user's ECG data (i.e. heart beats) and the pedometer 130B counts his steps. Further, the MCU 194B is programmed to calculate the heart rate based on the heartbeat pulses detected by the ECG electrodes 121B as regulated by the amplifier 192B and Smitt trigger 193B, to count the user's steps detected by the pedometer 130B against time and determine the pace frequency and the variable stride (using the inputted sex and height), and then to calculate the user's traveling speed and distance. The MCU 194B may also calculate the calorie burned by the user based on the calculated speed, the detected heart rate and the inputted fitness level.

35

[0070] The operating circuit 190B includes a voice IC 195B connected at the output of the MCU 194B for converting the calculated exercise data, i.e. the heart rate, speed/distance and calorie consumption, into speech form and then transmitting the same along the wire 150B to the earphone 200B for announcing to the user. To enable connection of the earphone 200B by its plug, the sensor unit 100B includes a phone jack module 150BB.

[0071] The subject invention provides low-cost exercise data apparatus for measuring the heart rate, speed and distance of a person during walking, jogging or running exercise and for calculating his/her energy or calorie consumption from both the heart rate and the speed.

[0072] The invention has been given by way of example only, and various modifications of and/or alterations to the described embodiments may be made by persons skilled in the art without departing from the scope of the invention as specified in the appended claims.

45

Claims

50 **1.** Exercise data apparatus for use on the body of a user during exercise, comprising:

an electrocardiogram detector for detecting electrocardiogram data of said user during exercise;

attachment means for attaching the electrocardiogram detector onto the chest of said user;

55 a motion detector for detecting body motion data indicative of steps of said user during exercise;

a processor for calculating exercise data based on the electrocardiogram data detected by the electrocardiogram detector and the body motion data detected by the motion detector, the exercise data comprising at least one of heart rate, speed and distance and calorie consumption of said user; and

an output device for informing said user of the calculated exercise data.

2. The exercise data apparatus as claimed in claim 1, **characterized in that** the motion detector comprises a pedometer.

5 3. The exercise data apparatus as claimed in claim 2, **characterized in that** the pedometer is physically associated with the electrocardiogram detector for attachment onto the chest of said user by the attachment means.

10 4. The exercise data apparatus as claimed in claim 2 or claim 3, **characterized in that** the pedometer is one of a pendulum type sensor and a piezoelectric type sensor.

5. The exercise data apparatus as claimed in claim 1, **characterized in that** the motion detector comprises an accelerometer.

15 6. The exercise data apparatus as claimed in claim 5, **characterized in that** the accelerometer is wrist-mounted.

7. The exercise data apparatus as claimed in claim 5 or claim 6, **characterized in that** the accelerometer is one of an integrated circuit type sensor and a piezoelectric type sensor.

20 8. The exercise data apparatus as claimed in any one of claims 1 to 7, comprising a sensor unit, a data unit separate from the sensor unit, and a signal link between the sensor unit and the data unit, **characterized in that:**

the sensor unit comprises the electrocardiogram detector, the attachment means and the motion detector; and the data unit comprises the processor, the output device and individual attachment means for attachment onto a wrist of said user.

25 9. The exercise data apparatus as claimed in claim 8, **characterized in that** the motion detector comprises a pedometer.

30 10. The exercise data apparatus as claimed in claim 8, **characterized in that** the output device comprises a display for displaying the calculated exercise data.

11. The exercise data apparatus as claimed in claim 8, **characterized in that** the signal link comprises:

35 a wireless transmitter at the sensor unit for transmitting a wireless signal indicative of the electrocardiogram data detected by the electrocardiogram detector and the body motion data detected by the motion detector; and a wireless receiver at the data unit for receiving the wireless signal, based on which the processor is to calculate the exercise data.

40 12. The exercise data apparatus as claimed in any one of claims 1 to 7, comprising a sensor unit, a data unit separate from the sensor unit, and a signal link between the sensor unit and the data unit, **characterized in that:**

the sensor unit comprises the electrocardiogram detector and the attachment means; and the data unit comprises the processor, the motion detector, the output device and individual attachment means for attachment onto a wrist of said user.

45 13. The exercise data apparatus as claimed in claim 12, **characterized in that** the motion detector comprises an accelerometer.

50 14. The exercise data apparatus as claimed in claim 12, **characterized in that** the output device comprises a display for displaying the calculated exercise data.

15. The exercise data apparatus as claimed in claim 12, **characterized in that** the signal link comprises:

55 a wireless transmitter at the sensor unit for transmitting a wireless signal indicative of the electrocardiogram data detected by the electrocardiogram detector; and a wireless receiver at the data unit for receiving the wireless signal, based on which and the body motion data detected by the motion detector the processor is to calculate the exercise data.

16. The exercise data apparatus as claimed in any one of claims 1 to 7, comprising a sensor unit, a data unit separate

from the sensor unit, and a signal link between the sensor unit and the data unit, **characterized in that:**

the sensor unit comprises the electrocardiogram detector, the attachment means, the processor and the motion detector; and

the data unit comprises the output device and individual attachment means for attachment onto an ear of said user.

17. The exercise data apparatus as claimed in claim 16, **characterized in that** the motion detector comprises a pedometer.

18. The exercise data apparatus as claimed in claim 16, **characterized in that** the output device comprises an audio device for announcing the calculated exercise data.

19. The exercise data apparatus as claimed in claim 16, **characterized in that** the signal link comprises a wired connection for transmitting the exercise data calculated by the processor to the output device.

20. The exercise data apparatus as claimed in any one of claims 1 to 7, including input means for input of body height and sex of said user, **characterized in that** the processor is programmed to calculate speed and distance based on steps detected by the pedometer and variable stride calculated based on body height and sex inputted and pace frequency detected by the motion detector.

21. The exercise data apparatus as claimed in claim 20, **characterized in that** the input means also enables input of fitness level of said user, and the processor is programmed to calculate calorie consumption based on speed calculated, heart rate detected by the electrocardiogram detector and fitness level inputted.

22. The exercise data apparatus as claimed in any one of claims 1 to 7, **characterized in that** the attachment means comprises a belt.

23. The exercise data apparatus as claimed in any one of claims 1 to 7, **characterized in that** the processor is programmed to determine a variable stride of said user for calculation of the distance, the variable stride being determined based on gender, body height and pace frequency of said user.

24. The exercise data apparatus as claimed in claim 23, **characterized in that** the variable stride is determined according to the formula:

$$\textit{Stride} = a*(F - b)^2 + c * H * G$$

where:

F is pace frequency

G is gender coefficient: 0.7 for female / 0.8 for male

H is body height

a, b and c are parameters whose values are dependent upon that of F as follows:

[a, b ,c] = [0, 0, 0.5]	(F<1.5Hz)
[a, b ,c] = [0.3, 1.5, 0.5]	(1.5Hz<=F<2.0Hz)
[a, b ,c] = [0.8, 1.9, 0.55]	(2.0Hz<=F<2.5Hz)
[a, b ,c] = [-0.5, 2.9, 1.15]	(2.5Hz<=F<3.3Hz)
[a, b ,c] = [0, 0, 0.97]	(F>=3.3Hz)

25. The exercise data apparatus as claimed in any one of claims 1 to 7, **characterized in that** the processor is programmed to calculate the calorie consumption based on the weight, fitness level and heart rate of said user.

26. The exercise data apparatus as claimed in claim 25, **characterized in that** the calorie consumption is calculated according to the formula:

5

Calorie consumption

$$= TI * Weight * (instant HR / maximum HR) - AF$$

10 where HR is the heart rate, and TI and AF are Training Index and Activity Factor respectively dependent upon VO_2 percentage ($\%VO_2$ max) that being instant VO_2 divided by VO_2 max, where instant VO_2 is dependent upon the speed.

27. The exercise data apparatus as claimed in claim 26, **characterized in that** the instant VO_2 is determined according to one of the following formulae:

15

$$\text{Walking: } VO_2 = 0.1 * speed + 3.5$$

20

$$\text{Running: } VO_2 = 0.2 * speed + 3.5$$

25

30

35

40

45

50

55

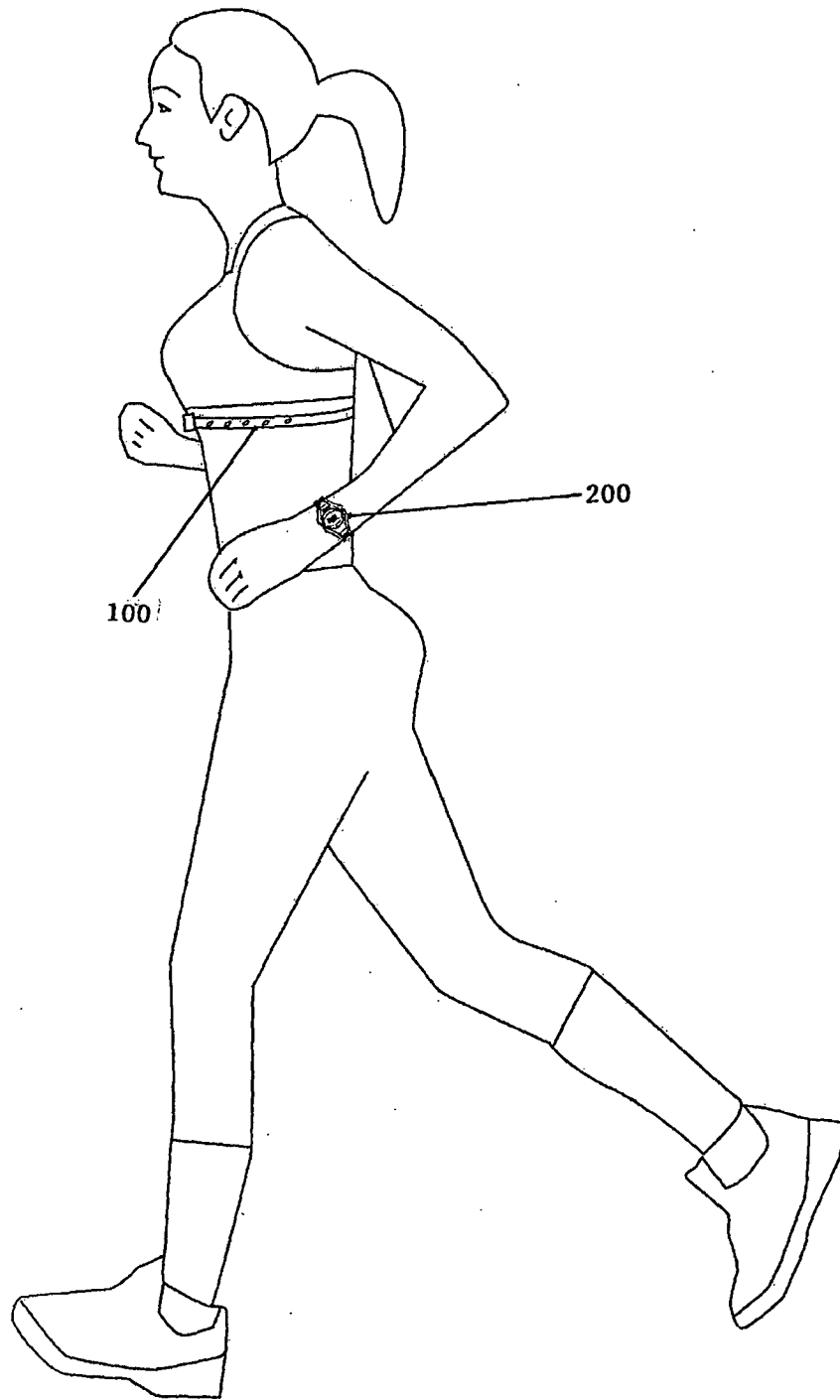


FIG. 1

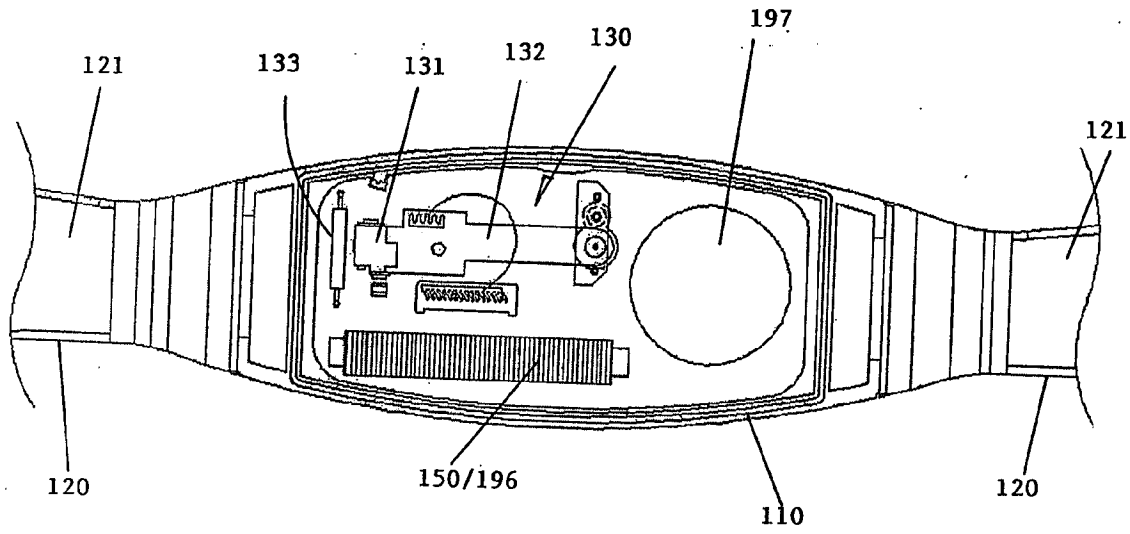


FIG. 2

100

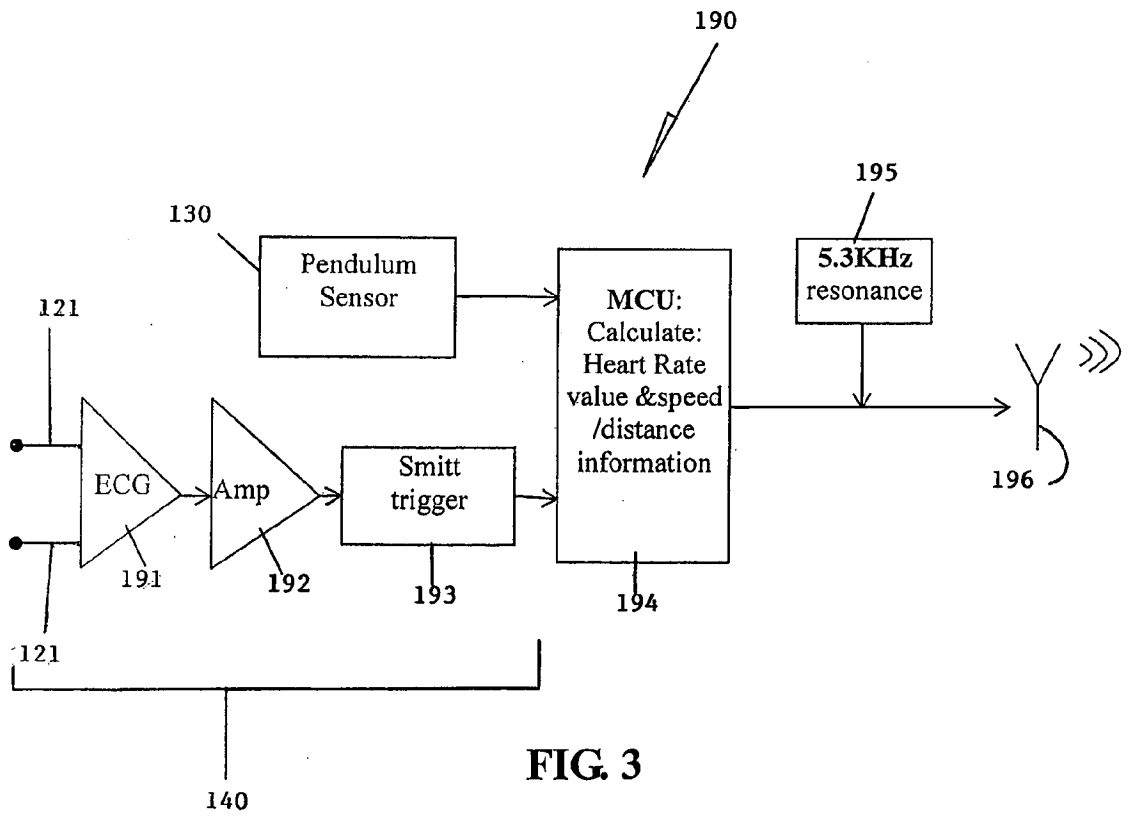
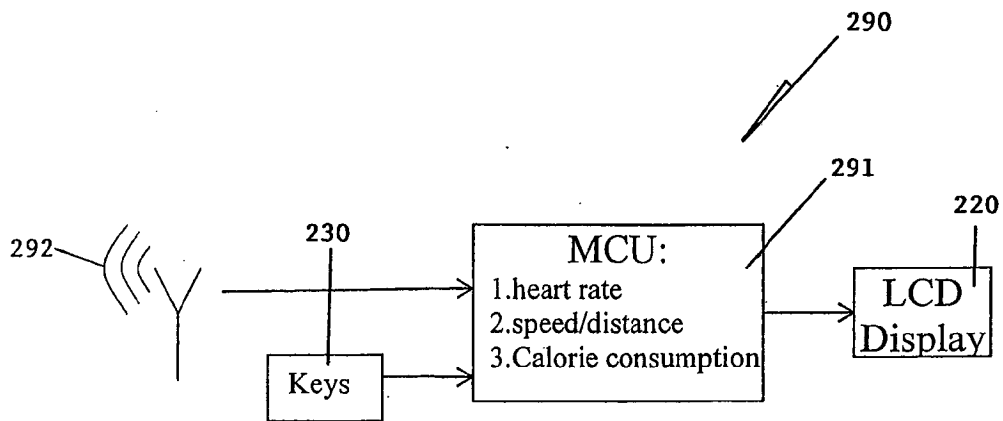
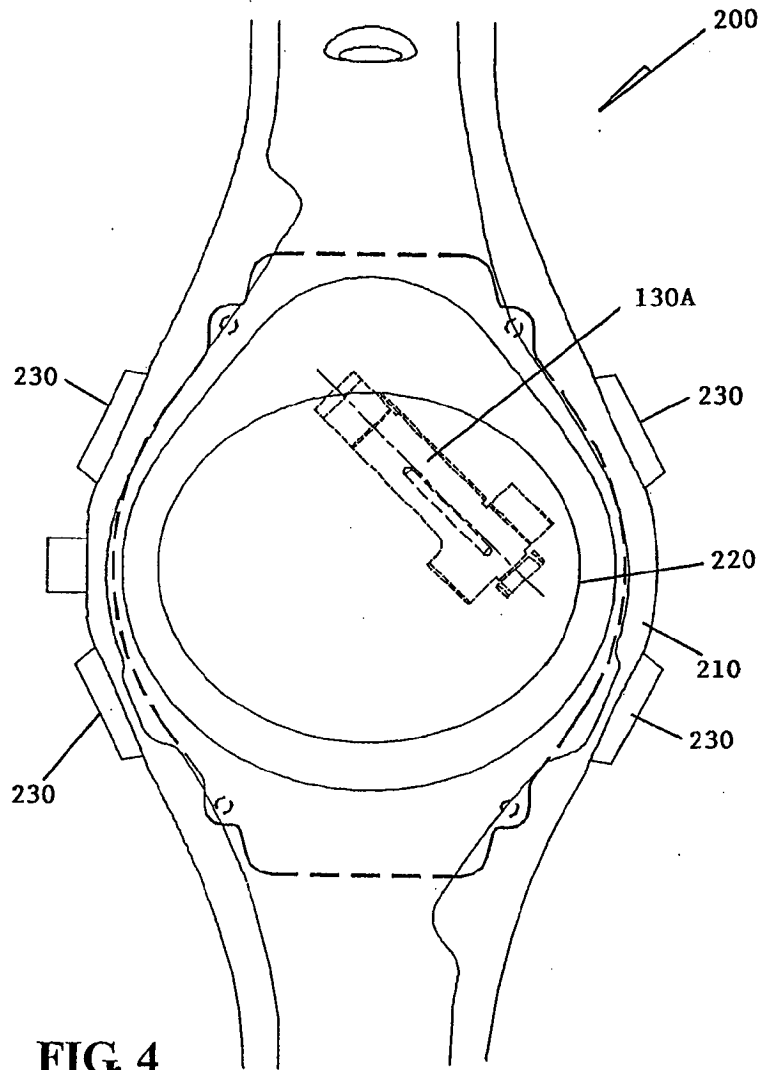


FIG. 3



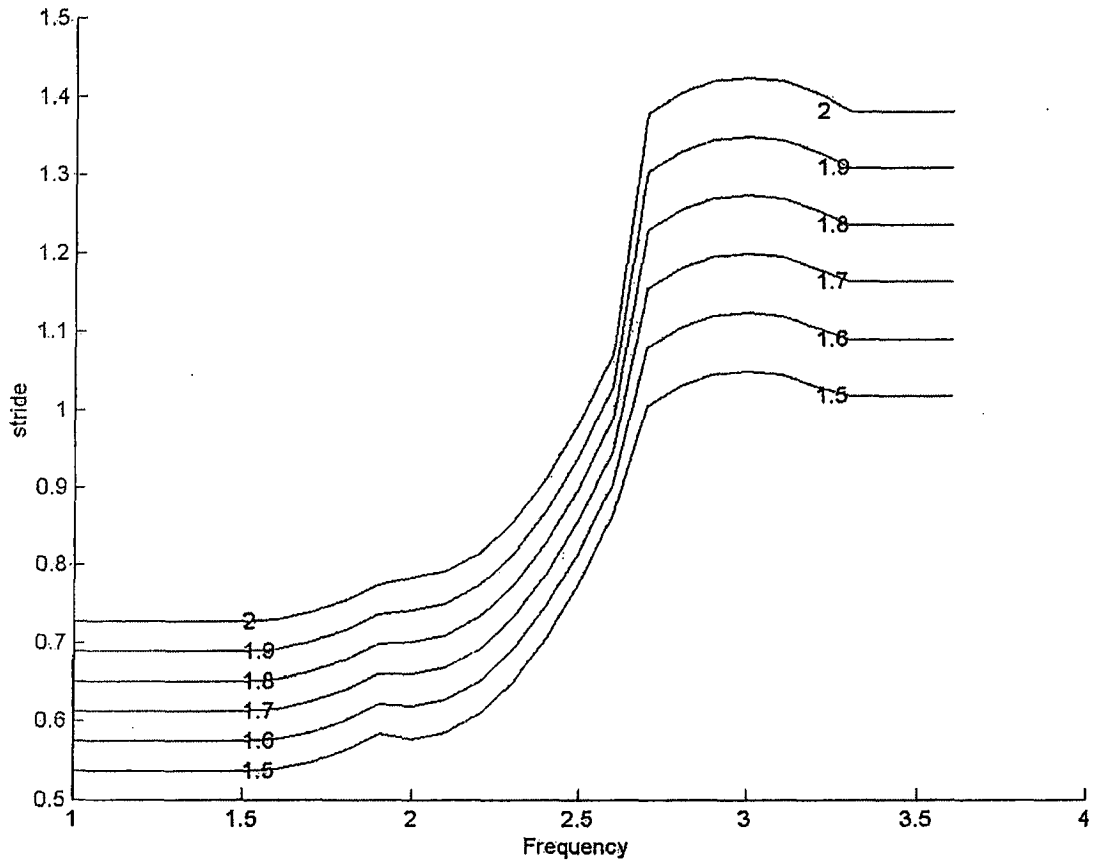


FIG. 6

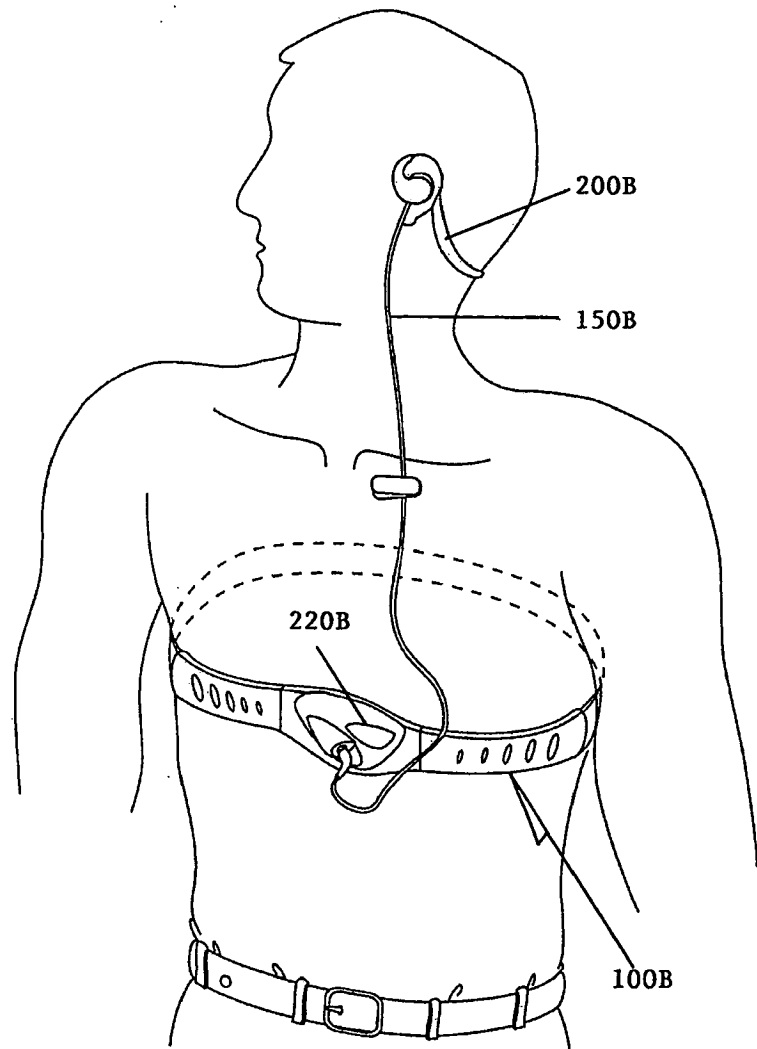


FIG. 7

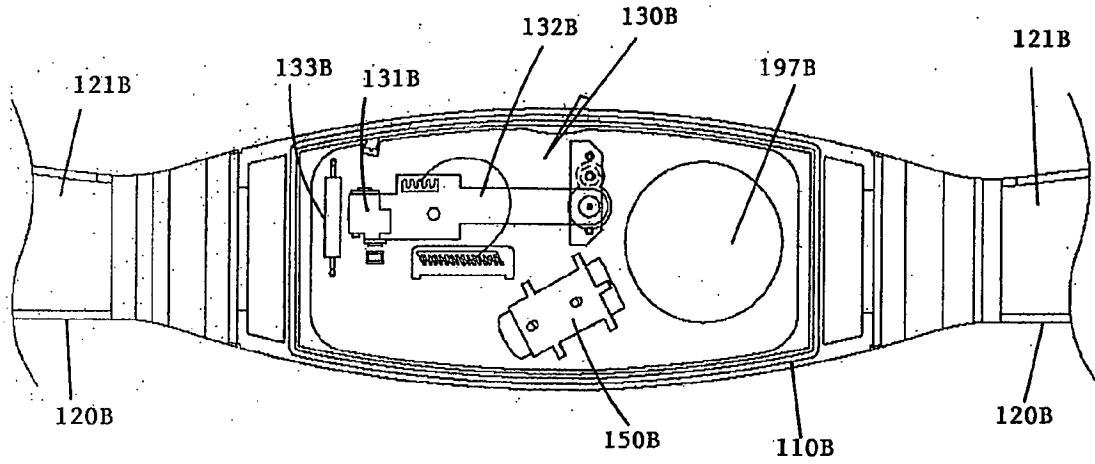


FIG. 8

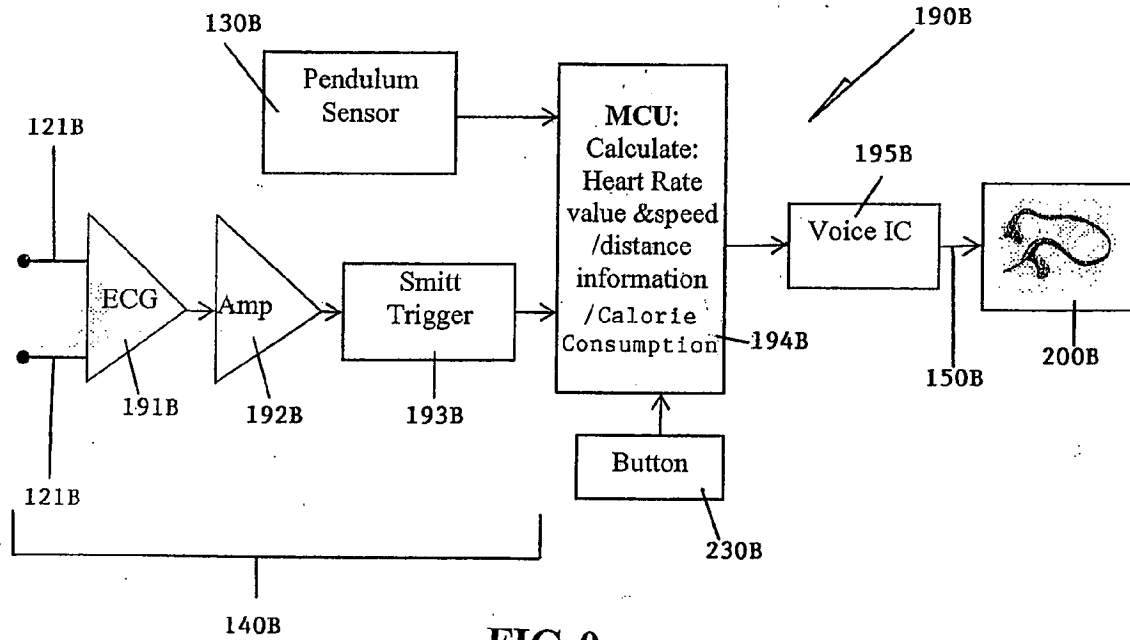


FIG. 9



European Patent Office

PARTIAL EUROPEAN SEARCH REPORT

Application Number

which under Rule 45 of the European Patent Convention EP 07 25 1596 shall be considered, for the purposes of subsequent proceedings, as the European search report

DOCUMENTS CONSIDERED TO BE RELEVANT			
Category	Citation of document with indication, where appropriate, of relevant passages	Relevant to claim	CLASSIFICATION OF THE APPLICATION (IPC)
X	US 2002/109600 A1 (MAULT JAMES R [US] ET AL) 15 August 2002 (2002-08-15) * abstract; figures 1,3,5 * * paragraphs [0006] - [0008], [0020] - [0022], [0024], [0025], [0028] - [0033], [0037] - [0039], [0049] *	1-7	INV. A61B5/00
Y	-----	8-23,25	
X	US 6 605 046 B1 (DEL MAR BRUCE E [US]) 12 August 2003 (2003-08-12) * abstract; figures 1,2b,6,10 * * column 1, line 11 - line 30 * * column 4, line 4 - line 8 * * column 4, line 40 - line 49 * * column 6, line 37 - line 56 * * column 8, line 42 - line 60 * * column 9, line 8 - line 21 * * column 9, line 46 - line 67 * * column 10, line 65 - column 11, line 13 * ----- -/--	1	
			TECHNICAL FIELDS SEARCHED (IPC) A61B
INCOMPLETE SEARCH			
<p>The Search Division considers that the present application, or one or more of its claims, does/do not comply with the EPC to such an extent that a meaningful search into the state of the art cannot be carried out, or can only be carried out partially, for these claims.</p> <p>Claims searched completely :</p> <p>Claims searched incompletely :</p> <p>Claims not searched :</p> <p>Reason for the limitation of the search: see sheet C</p>			
Place of search Munich		Date of completion of the search 5 September 2007	Examiner Pereda Cubián, David
<p>CATEGORY OF CITED DOCUMENTS</p> <p>X : particularly relevant if taken alone Y : particularly relevant if combined with another document of the same category A : technological background O : non-written disclosure P : intermediate document</p>		<p>T : theory or principle underlying the invention E : earlier patent document, but published on, or after the filing date D : document cited in the application L : document cited for other reasons & : member of the same patent family, corresponding document</p>	

9
EPO FORM 1503 03.02 (P04C07)



DOCUMENTS CONSIDERED TO BE RELEVANT			CLASSIFICATION OF THE APPLICATION (IPC)
Category	Citation of document with indication, where appropriate, of relevant passages	Relevant to claim	
Y	US 2005/124901 A1 (MISCZYNSKI DALE J [US] ET AL) 9 June 2005 (2005-06-09) * abstract; figure 2 * * paragraphs [0004], [0066] * -----	8-17	
Y	GB 2 253 706 A (TIUS ELCON LTD [IL]) 16 September 1992 (1992-09-16) * abstract; figure 1 * * page 1, line 3 - line 15 * * page 2, line 12 - line 16 * * page 3, line 1 - line 4 * -----	18	
Y	US 4 566 461 A (LUBELL MICHAEL [US] ET AL) 28 January 1986 (1986-01-28) * abstract; figures 1-3 * * column 5, line 41 - line 56 * -----	19	TECHNICAL FIELDS SEARCHED (IPC)
Y	WO 2004/092744 A (UNIV VIRGINIA [US]; ALWAN MAJD [US]; FELDER ROBIN A [US]; KELL STEVEN) 28 October 2004 (2004-10-28) * abstract; figure 2 * * page 10, line 16 - line 31 * -----	20,23	
Y	EP 1 647 227 A (SAMSUNG ELECTRONICS CO LTD [KR]) 19 April 2006 (2006-04-19) * abstract; figure 2 * -----	21,25	
Y	US 4 129 125 A (LESTER ROBERT W ET AL) 12 December 1978 (1978-12-12) * abstract; figure 1 * -----	22	
X,P	EP 1 764 583 A (IDT COMM TECHNOLOGY LTD [CN] IDT TECHNOLOGY LTD [CN]) 21 March 2007 (2007-03-21) * abstract; figures 1-3 * * paragraphs [0002], [0004], [0028] - [0030] * ----- -/--	1	



DOCUMENTS CONSIDERED TO BE RELEVANT			CLASSIFICATION OF THE APPLICATION (IPC)
Category	Citation of document with indication, where appropriate, of relevant passages	Relevant to claim	
A	EP 0 724 859 A1 (BAUMANN & HALDI SA [CH]) 7 August 1996 (1996-08-07) * the whole document *	1-23,25	
A	US 6 102 856 A (GROFF CLARENCE P [US] ET AL) 15 August 2000 (2000-08-15) * the whole document *	1-23,25	
A,P	EP 1 716 805 A (IDT TECHNOLOGY LTD [CN]) 2 November 2006 (2006-11-02) * the whole document *	1-23,25	
			TECHNICAL FIELDS SEARCHED (IPC)



Claim(s) not searched:
24,26,27

Reason for the limitation of the search (non-patentable invention(s)):

Article 52 (2)(a) EPC - Mathematical method

ANNEX TO THE EUROPEAN SEARCH REPORT
ON EUROPEAN PATENT APPLICATION NO.

EP 07 25 1596

This annex lists the patent family members relating to the patent documents cited in the above-mentioned European search report. The members are as contained in the European Patent Office EDP file on
The European Patent Office is in no way liable for these particulars which are merely given for the purpose of information.

05-09-2007

Patent document cited in search report		Publication date	Patent family member(s)	Publication date
US 2002109600	A1	15-08-2002	NONE	
US 6605046	B1	12-08-2003	NONE	
US 2005124901	A1	09-06-2005	NONE	
GB 2253706	A	16-09-1992	DE 4207926 A1 US 5314389 A ZA 9201771 A	17-09-1992 24-05-1994 27-01-1993
US 4566461	A	28-01-1986	EP 0117330 A2 JP 59149128 A	05-09-1984 27-08-1984
WO 2004092744	A	28-10-2004	AU 2004230678 A1 CA 2520067 A1 EP 1616196 A2 JP 2006525073 T	28-10-2004 28-10-2004 18-01-2006 09-11-2006
EP 1647227	A	19-04-2006	JP 2006110361 A	27-04-2006
US 4129125	A	12-12-1978	GB 1575426 A	24-09-1980
EP 1764583	A	21-03-2007	CN 1931090 A US 2007062279 A1	21-03-2007 22-03-2007
EP 0724859	A1	07-08-1996	AT 160079 T DE 69600098 D1 DE 69600098 T2 ES 2112069 T3 FI 960485 A US 5628324 A	15-11-1997 18-12-1997 10-06-1998 16-03-1998 05-08-1996 13-05-1997
US 6102856	A	15-08-2000	NONE	
EP 1716805	A	02-11-2006	CN 1853559 A US 2006247549 A1	01-11-2006 02-11-2006

专利名称(译)	运动数据设备		
公开(公告)号	EP1849407A1	公开(公告)日	2007-10-31
申请号	EP2007251596	申请日	2007-04-13
[标]申请(专利权)人(译)	万威科研有限公司		
申请(专利权)人(译)	IDT科技有限公司		
当前申请(专利权)人(译)	IDT科技有限公司		
[标]发明人	CHAN RAYMOND		
发明人	CHAN, RAYMOND		
IPC分类号	A61B5/00 A61B5/02 A61N1/08		
CPC分类号	A61B5/02438 A61B5/0245 A61B5/0402 A61B5/044 A61B5/1118 A61B5/1123 A61B5/486 A61B2562 /0219 G06F19/3481 G16H20/30		
优先权	11/413110 2006-04-28 US		
其他公开文献	EP1849407B1		
外部链接	Espacenet		

摘要(译)

用于在锻炼期间在使用者身体上使用的锻炼数据装置包括：心电图检测器（140），用于在锻炼期间检测使用者的心电图数据；胸带（120），用于将心电图检测器（140）安装在使用者的胸部上；运动检测器（130），用于检测表示运动时使用者的步数的身体运动数据；处理器（194），用于根据由心电图检测器（140）检测的心电图数据和由运动检测器（130）检测的身体运动数据计算运动数据，运动数据包括心率，速度和距离中的至少一个和用户的卡路里消耗量；输出装置（200），用于通知用户计算出的运动数据。

