



(11) **EP 1 921 688 B1**

(12) **EUROPEAN PATENT SPECIFICATION**

(45) Date of publication and mention of the grant of the patent:
30.03.2011 Bulletin 2011/13

(51) Int Cl.:
H01L 51/30^(2006.01) H05B 33/14^(2006.01)
C09K 11/06^(2006.01)

(21) Application number: **08151070.3**

(22) Date of filing: **10.07.2002**

(54) **Electroactive polymers and devices made therefrom**

Elektroaktive Polymere und daraus hergestellte Geräte

Polymères électroactifs et dispositifs fabriqués à partir de ceux-ci

(84) Designated Contracting States:
**AT BE BG CH CY CZ DE DK EE ES FI FR GB GR
IE IT LI LU MC NL PT SE SK TR**

(30) Priority: **10.07.2001 US 304336 P**

(43) Date of publication of application:
14.05.2008 Bulletin 2008/20

(60) Divisional application:
10181939.9 / 2 262 021
10181943.1 / 2 262 022

(62) Document number(s) of the earlier application(s) in accordance with Art. 76 EPC:
02750024.8 / 1 407 500

(73) Proprietor: **DOW GLOBAL TECHNOLOGIES INC.**
Midland MI 48674 (US)

(72) Inventors:
• **Wu, Weishi**
Midland, MI 48642 (US)
• **Inbasekaran, Michael**
Midland, MI 48642 (US)
• **Bernius, Mark T.**
Midland, MI 48640 (US)
• **O'Brien, James J.**
Midland, MI 48640 (US)

(74) Representative: **Raynor, John**
Beck Greener
Fulwood House
12 Fulwood Place
London
WC1V 6HR (GB)

(56) References cited:
WO-A-00/46321 WO-A-00/55927
WO-A-99/54385 US-A- 5 621 131

EP 1 921 688 B1

Note: Within nine months of the publication of the mention of the grant of the European patent in the European Patent Bulletin, any person may give notice to the European Patent Office of opposition to that patent, in accordance with the Implementing Regulations. Notice of opposition shall not be deemed to have been filed until the opposition fee has been paid. (Art. 99(1) European Patent Convention).

Description

FIELD OF THE INVENTION

5 **[0001]** The instant invention relates to electroactive polymers, particularly electroluminescent polymers, that are block polymers, and to processes for making such block polymers.

BACKGROUND OF THE INVENTION

10 **[0002]** Highly conjugated polymeric materials have been taught to be useful as semiconductors. See e.g. U.S. Patent 6,204,515. Burroughes et al. discovered that certain conjugated polymeric materials, specifically polyphenylene vinylene (PPV), were electroluminescent and thus could be used in light emitting diodes. Burroughes et al., "Light-emitting diodes ased on conjugated polymers" Nature, vol. 347, pp. 539-541, October 1990.

15 **[0003]** Extensive work has occurred since this initial discovery. This work includes use of variations of PPV as well as other types of conjugated polymers - e.g. polythiophenes, polyfluorenes. See e.g. Fukuda, "Synthesis of Fusible and Sluble Conducing polyfluorene Derivatives and their Characteristics" J. of Poly. Sci., vol. 31, pp. 2465-2471, 1993, and U.S. Patent 5,708,130. Polymers containing more than one type of monomer unit have also been taught. See e.g. WO 00/46321. Finally, blends of conjugated polymers have been taught to be especially effective as they may allow adjustment of the overall composition to maximize various desired properties, such as emission wavelength, efficiency, lifetime, etc. Yu et al., "Enhanced electroluminescence from semiconducting polymer blends", Syn. Met. 72 (1995) pp. 249-252; Kim et al., "LED Characterization of an Alternating Copolymer and its Blends" SPIE vol. 3148, pp. 151-158; Tasch et al., "Efficient red- and orange-light emitting diodes realized by excitation energy transfer from blue-light-emitting conjugated polymers" Physical Review B, The American Physical Society, vol. 56, no. 8 (1997) pp. 4479-4483; and U.S. Patent 6,169,163.

25 **[0004]** While some work has been done using block copolymers, these block copolymers have included blocks that are not consistently conjugated along the backbone of the polymer (because at least part of the backbone of the polymer is saturated). See e.g. Heischkel et al. "Synthesis of ABC-triblock copolymers for light emitting diodes" Macromol. Chem. Phys., 199, 869-880 (1998) and Chen et al., "Improved efficiencies of light-emitting diodes through incorporation of charge transporting components in tri-block polymers", Syn. Met. 107 (1999) pp. 203-207 and U.S. Patent publication 2001/0024738A1.

30 **[0005]** Electroluminescent polymer devices can be made as layered systems. For example, a transparent layer of electrically conductive indium-tin oxide can be deposited on a pane of glass as the anode of the device. Then a "hole injection" layer of, for example, polyethylene dioxythiophene, (available under the tradename Baytron P from Bayer Corp.) can be formed on the anode. Then a layer of electroluminescent polymer can be formed on top of the hole injection layer. Then, a layer of an appropriate low work function metal, such as calcium, can be formed on top of the electroluminescent polymer layer as the cathode of the device. When an electrical potential is applied between the cathode and anode, holes or positive charge carriers are injected into the electroluminescent polymer layer from the hole injection layer while electrons or negative charge carriers are injected into the electroluminescent polymer layer from the cathode. The negative charge carriers can combine with the positive charge carriers in the electroluminescent polymer layer to generate light.

35 **[0006]** As disclosed in USP 6,204,515, herin fully incorporated by reference, semiconducting polymer field effect transistors can be prepared by forming a layer of an electrically insulating material on an electrically conducting gate layer. A layer of semiconducting polymer is formed on the layer of electrically insulating material, the layer of semiconducting polymer being in electrical contact with and between the source and drain of the transistor.

40 **[0007]** Towns et al., WO 00/55927, herein fully incorporated by reference, taught a copolymer for use in an electroluminescent device comprised of at least two or more regions along the length of the polymer backbone. The first region is for transporting negative charge carriers. The second region is for transporting positive charge carrier. The third region is for accepting and combining the positive and negative charge carriers to generate light. While mentioning at page 4, second paragraph that the components could be combined in the main chain, side chains, in block or random copolymer form, Towns teaches only how to make random copolymers and exemplifies only random coopolymers and only polymers of two different monomers, See Example 5. Towns also indicates that the third component may be present as part of the copolymer or as a separate blended component and in Example 6 blends the random copolymer of Example 5 with another copolymer.

45 **[0008]** The various optimized polymers and polymer blends of Towns et al. are an advance in the art because they tend to optimize the energy levels and bandgap of the polymers and polymer blends. However, it would be a further advance in the art of electroluminescent polymers if the brightness, energy efficiency and lifetime of electroluminescent devices made from electroluminescent polymers could be further improved.

SUMMARY OF THE INVENTION

[0009] Applicants have found that certain specifically designed block polymers surprisingly function better in electroluminescent devices (better brightness, energy efficiency and lifetime) than: (a) random polymers of the same monomers; or (b) blends of random polymers of the same monomers.

[0010] More specifically, the instant invention is an organic block polymer useful in an electroluminescent polymer device, comprising: (a) an emissive polymer block that is consistently conjugated along the backbone of the emissive polymer block (e.g., a copolymer of 2,7-linked 9,9 dioctyl fluorene and 4,7-linked 2,1,3-benzothiadiazole); and at least one of the following: (b) a positive charge carrier polymer block that is consistently conjugated along the backbone of the positive charge carrier polymer block (e.g., a copolymer of 2,7-linked 9,9-dioctylfluorene and 4, 4'-linked N,N'-di(3-carbomethoxyphenyl)benzidine) for transporting positive charge carriers to the emissive polymer block so that the positive charge carriers can combine with negative charge carriers to generate light, (c) a negative charge carrier polymer block that is consistently conjugated along the backbone of the negative charge carrier polymer block for transporting negative charge carriers to the emissive polymer block so that the negative charge carriers can combine with positive charge carriers to generate light, and (d) a host polymer block that is consistently conjugated along the backbone of the host block for providing a matrix for emitter that affords Forster energy transfer and minimization of concentration quenching effects.

[0011] In another embodiment the instant invention is an improved electroluminescent polymer device that includes an anode, a cathode and an electroluminescent polymer positioned between the anode and the cathode, wherein the improvement comprises: the electroluminescent polymer being an organic block polymer comprising an emissive polymer block that is consistently conjugated along the backbone of the emissive polymer block and a positive charge carrier polymer block that is consistently conjugated along the backbone of the positive charge carrier polymer block.

[0012] In yet another embodiment, the instant invention is an improved semiconducting polymer field effect transistor that includes a semiconducting polymer positioned between and in electrical contact with a drain and a source, wherein the improvement comprises: the semiconducting polymer being an organic block polymer comprising an emissive polymer block that is consistently conjugated along the backbone of the emissive polymer block and a positive charge carrier polymer block that is consistently conjugated along the backbone of the positive charge carrier polymer block.

[0013] In yet another embodiment, this invention is a method of making the above copolymers by synthesizing the blocks sequentially in time or by separately synthesizing the blocks followed by combination and reaction of the blocks.

DETAILED DESCRIPTION OF THE INVENTION

[0014] In its broadest scope, the instant invention is a organic block polymer useful in an electroluminescent polymer device, comprising: (a) an emissive polymer block that is consistently conjugated along the backbone of the emissive polymer block for facilitating the recombination of the charge carriers forming the excited singlet state (exciton) and the subsequent relaxation of the excitons to the ground state with emission of light; and (b) a positive charge carrier polymer block that is consistently conjugated along the backbone of the positive charge carrier polymer block for transporting positive charge carriers to the emissive polymer block so that the positive charge carriers can combine with negative charge carriers to generate light. The term "block polymer" means a polymer whose backbone is made up of at least one section or block of one chemical composition connected to at least another section or block of a different chemical composition. Each such section or block can be comprised of one or more monomer groups. The term "consistently conjugated" means that there is essentially no monomer group in the backbone of the block that does not contain conjugated double bonds.

[0015] A "block polymer" is also defined herein by the process used to make it. The blocks of a block polymer are polymerized at different times or in different locations at the same time or at different times. In contrast, a random polymer, comprised of one or more monomer groups, is generally polymerized at one time and in one location.

[0016] The emissive polymer block of the instant invention comprises at least a first monomer group selected from those monomer groups known in the art for this function (see, for example WO00/55927, PCT/GB99/00741, USP 5,777,070, USP 6,169,163, USP 5,962,631 and USP 5,708,130 each of which are fully incorporated herein) and includes substituted or unsubstituted aromatic or heteroaromatic groups, and more particularly polyarylene vinylenes, thiophenes and fluorenes, used alone or in combination. Particularly preferred are fluorene monomer groups and alternating or random copolymers of fluorene, such as a 2,7-linked dialkyl fluorene (e.g., 9,9-dioctyl fluorene or 9,9-dihexyl fluorene) with a second substituted or unsubstituted aromatic or heteroaromatic monomer group such as a polycyclic aromatic group (e.g., naphthalene or anthracene) or an aromatic or heteroaromatic diazine group fused to a benzene or thiophene group (e.g., a 2,7-linked 2,1,3-benzothiadiazole). When selecting such particularly preferred emissive blocks, the weight ratio of the first to the second monomer should be at least 1:99, more preferably at least 3:97, more preferably still at least 5:95, and most preferably at least 15:85. However, when selecting such particularly preferred emissive blocks, the weight ratio of the first to the second monomer should be no more than 50:50, more preferably no more than 40:60, and

most preferably no more than 30:70. The mole ratio for the the first to second monomers is preferably at least 10:90, more preferably at least 20:80. The mole ratio for the first to second monomer is preferably less than 90:10, more preferably less than 80:20. In many instances, alternating copolymers function well as the emissive block.

[0017] The positive charge carrier polymer block of the instant invention comprises a third monomer selected from those monomer groups known in the art for this function (see, for example PCT/GB00/00911, PCT/GB99/00741, USP 5,777,070, USP 6,169,163, USP 5,962,631 and USP 5,708,130) and includes substituted or unsubstituted aromatic or heteroaromatic groups, and more particularly polyarylene vinylenes, thiophenes and fluorenes, used alone or in combination. Particularly preferred are fluorene monomer groups and alternating or random copolymers of fluorene, such as a 2,7-linked dialkyl fluorene (e.g., 9,9 dioctyl fluorene or 9,9 dihexyl fluorene) with a substituted or unsubstituted aromatic or heteroaromatic fourth monomer such as a 1,4-diene without electron-withdrawing substituents, tertiary amines, N,N,N',N'-tetraaryl-1,4-diaminobenzene, N,N,N',N'-tetraarylbenzidine, N-substituted-carbazoles, diarylsilanes, and thiophenes/furans/pyrroles without electron-withdrawing substituents. It may be desirable to substitute the third monomer group with a substituent selected from the group consisting of C₁₋₂₀ alkyls, C₆₋₂₀ aryls and alkylaryls optionally substituted with C₁₋₆ alkoxy and C₆₋₁₂ aryloxy. A preferred fourth monomer comprises a triarylamine group having the general formula -Ar₃N- wherein each Ar is the same or different and comprises a substituted or unsubstituted aromatic or heteroaromatic group. A preferred fourth monomer group is N,N'-di(3-carboxomethoxyphenyl)benzidine. Another preferred fourth monomer group is N,N'-di(4-methoxyphenyl)1,4-phenylenediamine. When selecting such particularly preferred positive charge carrier blocks, the weight ratio of the third to the fourth monomer should be at least 5:95, more preferably at least 10:90, and most preferably at least 15:85. However, when selecting such particularly preferred positive charge carrier blocks, the weight ratio of the third to the fourth monomer should be no more than 50:50, more preferably no more than 40:60, and most preferably no more than 20:80. The mole ratio for the the third to fourth monomers is preferably at least 10:90, more preferably at least 20:80. The mole ratio for the third to fourth monomer is preferably less than 90:10, more preferably less than 80:20. In many instances, alternating copolymers function well as the positive charge carrier block.

[0018] In another embodiment of the instant invention the organic block polymer discussed above can further comprise a wide band gap host polymer block that is consistently conjugated along the backbone of the host polymer block. The host polymer block may perform one or more of the following functions: enable utilization of Forster energy transfer to the narrow band gap emissive polymer block, facilitate transport of charge carriers (electrons or holes), inhibit or limit concentration quenching (also known as dipole-dipole induced light quenching), facilitate charge injection from the adjacent layers (e.g. anode, cathode, hole transport layer, etc.), facilitate attaining a balance of holes and electrons, facilitate morphology control (e.g. glass transition temperature, T_g; phase separation, etc.), and enhance color tuning. The host polymer block of the instant invention comprises a fifth monomer selected from those monomer groups known in the art for this function (see, for example PCT/GB00/00911, PCT/GB99/00741, USP 5,777,070, USP 6,169,163, USP 5,962,631 and USP 5,708,130) and includes substituted or unsubstituted aromatic or heteroaromatic groups, and more particularly polyarylene vinylenes, thiophenes and fluorenes, used alone or in combination. Particularly preferred are fluorene monomer groups and alternating or random copolymers of fluorene, such as a 2,7-linked dialkyl fluorene (e.g., 9,9 dioctyl fluorene or 9,9 dihexyl fluorene) with a substituted or unsubstituted aromatic or heteroaromatic sixth monomer such as (when positive charge carrier properties are desired) a stilbene or 1,4-diene without electron-withdrawing substituents, tertiary amines, N,N,N',N'-tetraaryl-1,4-diaminobenzene, N,N,N',N'-tetraarylbenzidine, N-substituted-carbazoles, diarylsilanes, and thiophenes/furans/pyrroles without electron-withdrawing substituents. It may be desirable to substitute the sixth monomer group with a substituent selected from the group consisting of C₁₋₂₀ alkyls, C₆₋₂₀ aryls and alkylaryls optionally substituted with C₁₋₆ alkoxy and C₆₋₁₂ aryloxy. A preferred sixth monomer comprises a triarylamine group having the general formula -Ar₃N- wherein each Ar is the same or different and comprises a substituted or unsubstituted aromatic or heteroaromatic group. A preferred sixth monomer group is N,N'-di(3-carboxomethoxyphenyl)benzidine. Another preferred sixth monomer group N,N'-di(4-methoxyphenyl)1,4-phenylenediamine. When selecting such particularly preferred host blocks, the weight ratio of the fifth to the sixth monomer should be at least 5:95, more preferably at least 10:90, and most preferably at least 15:85. However, when selecting such particularly preferred host blocks, the weight ratio of the fifth to the sixth monomer should be no more than 50:50, more preferably no more than 40:60, and most preferably no more than 20:80. The mole ratio for the the fifth to sixth monomers is preferably at least 10:90, more preferably at least 20:80. The mole ratio for the fifth to sixth monomer is preferably less than 90:10, more preferably less than 80:20.

[0019] When negative charge carrier properties are desired, the host polymer block may instead have a sixth monomer with an electron withdrawing group or a negative charge carrying block comprising an electron withdrawing group may be used. Such electron withdrawing group can be selected from the group consisting of F, cyano, sulfonyl, carboxy; moieties containing an imine linkage, condensed polycyclic aromatics such as acenaphthene, phenanthrene, anthracene, fluoranthene, pyrene, perylene, rubrene, chrysene, and corene as well as five-membered heterocycles containing imine linkages include oxazoles/isoxazoles, N-substituted-imidazoles/pyrazoles, thiazole/isothiazole, oxadiazoles, and N-substituted-triazoles and six-membered heterocycles containing imine linkages such as pyridines, pyridazines, pyrimidines,

pyrazines, triazines, and tetrazenes as well as benzo-fused heterocycles containing imine linkages include benzoxazoles, benzothiazole, benzimidazoles, quinoline, isoquinolines, cinnolines, quinazolines, quinoxalines, phthalazines, benzothiadiazoles, benzotriazines, phenazines, phenanthridines, and, acridines.

[0020] Preferably, the monomer groups of the emissive block polymer of the instant invention are essentially not comprised of a stilbene or 1,4-diene without electron-withdrawing substituents, tertiary amines, N,N,N',N'-tetraaryl-1,4-diaminobenzene, N,N,N',N'-tetraarylbenzidine, N-substituted-carbazoles, diarylsilanes, and thiophenes/furans/pyrroles without electron-withdrawing substituents. Preferably, the monomer groups of the emissive polymer block are essentially not comprised of a triarylamine group having the general formula $-Ar_3N-$ wherein each Ar is the same or different and comprises a substituted or unsubstituted aromatic or heteroaromatic group such as N,N'-di(3-carboxomethoxyphenyl) benzidine or N,N'-di(4-methoxyphenyl)1,4-phenylenediamine. When selecting such particularly preferred negative charge carrier blocks, the weight ratio of the fifth to the sixth monomer should be at least 5:95, more preferably at least 10:90, and most preferably at least 15:85. However, when selecting such particularly preferred host blocks, the weight ratio of the fifth to the sixth monomer should be no more than 50:50, more preferably no more than 40:60, and most preferably no more than 20:80. The mole ratio for the fifth to sixth monomers is preferably at least 10:90, more preferably at least 20:80. The mole ratio for the first to second monomers is preferably less than 90:10, more preferably less than 80:20. The mole ratio for the first to second monomers is preferably at least 10:90, more preferably at least 20:80.

[0021] The weight ratio of the emissive block to the positive charge carrier block is preferably at least 5:95, more preferably at least 10:90 and most preferably at least 15:85. On the other hand, the weight ratio of the emissive block to the positive charge carrier block is preferably no more than 90:10, more preferably no more than 80:20 and most preferably no more than 70:30. The weight ratio of any host block used in the instant invention to the total weight of the block polymer is preferably at least 5:95, more preferably at least 10:90 and most preferably at least 15:85. On the other hand, the weight ratio of such host block to the total weight of the block polymer is preferably no more than 90:10, more preferably no more than 80:20 and most preferably no more than 70:30.

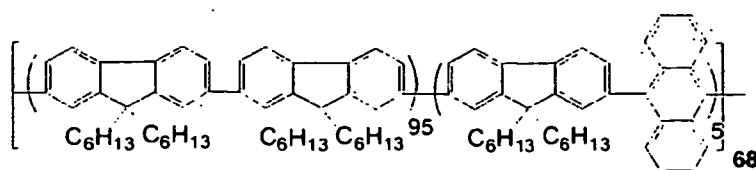
[0022] The host block, when used, preferably comprises at least 10, more preferably at least 30, and most preferably at least 40 mole% of the monomeric units in the copolymer. The host polymer preferably comprises less than 99, more preferably less than 90, more preferably still less than 80, and most preferably less than 70 mole% of the monomeric units of the block copolymer. Additional blocks, preferably comprise cumulatively not more than 89, more preferably not more than 50, most preferably not more than 30 mole% of the total moles of monomeric units in the copolymer.

[0023] The organic block polymers of the instant invention may be made by modifying any preparative method that is suitable for aromatic coupling polymerizations. Suzuki polymerization disclosed for example in U.S. Patent 5,777,070 is a preferred method for forming the block segments and block polymers of the instant invention. In this method, dibromo functionalized monomers are reacted with diboronate functional monomers in the presence of a base, a phase transfer catalyst, and a catalytic amount of a palladium complex. The blocks may be assembled either by first forming one block, then adding the monomers for the second block to the reaction mixture, followed by sequential addition of monomers for additional blocks if desired. Alternatively, each block may first be assembled separately and then reacted with other blocks prepared in the same manner to form the desired block polymer with two or more distinct block regions. In either of these processes, the averaged block length may be tuned by control of monomer stoichiometry, base addition, or acid addition.

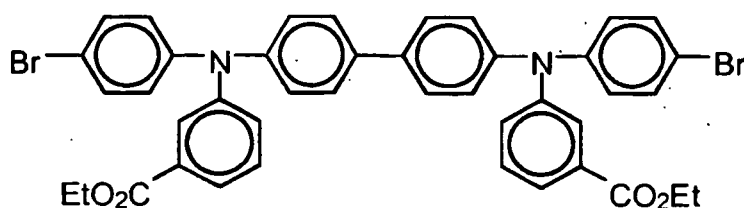
[0024] The organic block polymers of the instant invention can be used in a polymeric light emitting diode, as the photoconverter in a photodiode or as the semiconductor in a polymer field effect transistor.

EXAMPLE 1 (DIBLOCK BLUE EMITTER)

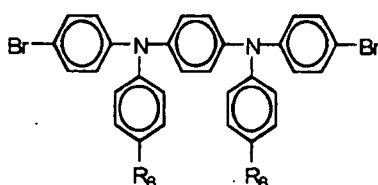
[0025] To a stirred solution of 2,7-dibromo-9,9-dihexylfluorene (3.18 g, 6.46 mmol), 9,10-dibromoanthracene (114 mg, 0.34 mmol), and 9,9-dihexylfluorene-2,7-bisboronate (3.32 g, 7 mmol) in 60 mL of toluene under nitrogen is added Aliquat 336 (phase transfer catalyst, registered trademark of Henkel Corporation) (1.5 g), tetrakis(triphenylphosphine)palladium (8.6 mg) and 2M sodium carbonate (20 mL). After refluxing and stirring for 24 hours, another 50 mL of toluene was added and heated another 3 hours to obtain AN5 emitting block as a clear solution in toluene. The following formula is for the AN5 emitting block.



[0026] To the above solution was added compound of the formula



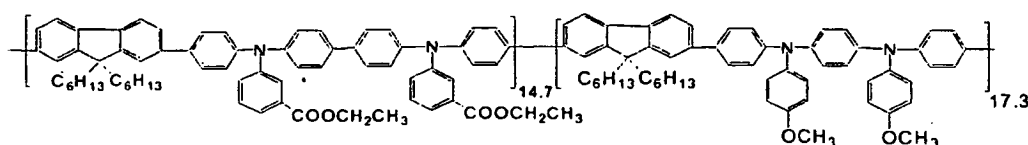
(at 1.162 g, 1.47 mmol), and compound of the formula



R_8 = methoxy

(at 1.091 g, 1.73 mmol) and 9,9-dihexylfluorene-2,7-bisboronate (1.518 g) along with Aliquat 336 (phase transfer catalyst) (0.6 g) and tetrakis(triphenylphosphine)palladium (8 mg) and the reaction continued for 13 hours. Di-bromo BFE has the formula:

[0027] The diblock polymer was end capped with 0.5 g of phenylboronic acid for 8 hours of refluxing and isolated as pale yellow fibers (6 g) by precipitating from 2L of methanol. Further purification and additional precipitation led to pure polymer which weighed 5.74 g and had an inherent viscosity of 2.04 dL/g (THF, 25 °C, 0.5 g/dL). The following formula is for the positive charge carrier block.



[0028] The above-described block polymer is used in a standardized polymer light emitting diode device prepared by depositing a layer of Baytron P polyethylene dioxythiophene on an indium-tin oxide coated pane of glass, followed by a layer of the block polymer as prepared in this Example, followed by a layer of calcium. The efficiency of the device at 100 Cd/meter² brightness is 1.3 Cd/Ampere. The half-life of the device is 50 hours at 100 Cd/meter³. A maximum brightness of 2,170 Cd/meter² is obtained at 18 volts and at a current density of 400 mA/cm².

COMPARATIVE EXAMPLE 1 (RANDOM BLUE)

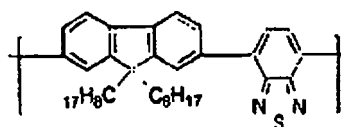
[0029] Example 1 is repeated except that all the monomers are reacted at one time for 36 hours. The resulting random co-polymer has an inherent viscosity of 0.85 dL/g. The random co-polymer is used in a standardized polymer light emitting diode device prepared by depositing a layer of polyethylene dioxythiophene on an indium-tin oxide coated pane of glass, followed by a layer of the block polymer, followed by a layer of calcium. The efficiency of the device at 100 Cd/meter² brightness is 0.4 Cd/Ampere. The half-life of the device is less than one minute at 100 Cd/meter². A maximum brightness of 1190 Cd/meter² is obtained at 15 volts and at a current density of 400 mA/cm².

EXAMPLE 2 (TRI-BLOCK GPEEN)

[0030] To a stirred solution of 2,7-bis(1,3,2-dioxaborban-2-yl)-9,9-dioctylfluorene (99.4%, 2.45 g, 4.59 mmol), 4,7-dibromo-2,1,3-benzothiadiazole (1.35 g, 4.59 mmol) in toluene (38 mL), under nitrogen is added Aliquat 336 (0.64 g),

tetrakis(triphenylphosphine)palladium (6.0 mg, 5.2 micromol, 0.11 mol%) and aqueous sodium carbonate (2 M, 4.8 mL). The reaction is stirred and heated in an oil-bath at 95 °C for 16 hr. An orange, viscous solution of the emissive polymer block is obtained. The following formula is for the emitting block:

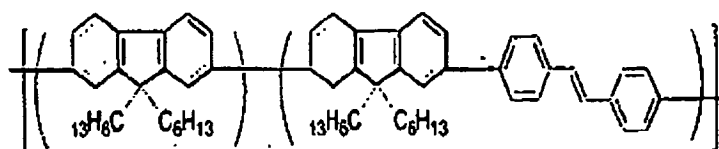
5



10

[0031] To the above solution was added 2,7-bis(1,3,2-dioxaboran-2-yl)-9,9-dihexylfluorene (7.43 g, 15.57 mmol), 2,7-dibromo-9,9-dihexylfluorene (7.30 g, 14.83 mmol), 4,4'-dibromostilbene (0.25 g, 0.74 mmol), aqueous sodium carbonate (2 M, 32 mL), phase-transferring reagent Aliquat 336 (2.2 g), and tetrakis(triphenylphosphine) palladium (9.0 mg, 7.8 micromol), and toluene (100 mL). The reaction was allowed to go for 8 hr. The formula of the host block is given as following.

15

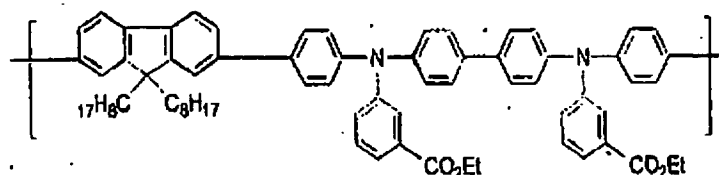


20

[0032] To above is added with 2,7-bis(1,3,2-dioxaborban-2-yl)-9,9-dioctylfluorene (99.4%, 2.01 g, 3.77 mmol), N,N'-di(4-bromophenyl)-N,N'-di(3-ethoxycarbonylphenyl)-benzidine (99.4%, 2.62 g, 3.30 mmol), aqueous sodium carbonate (2 M, 8 mL), phase-transferring reagent Aliquat 336 (0.6 g), and tetrakis(triphenylphosphine) palladium (3 mg, 0.0026), and toluene (25 mL). The reaction is allowed to go for 14 hr to add the positive charge carrier block to the host block as given below.

25

30



35

[0033] The tri-block polymer was end capped with 0.25 g of phenylboronic acid for 8 hours of refluxing and isolated as yellow fibers by precipitating from 4 L of methanol. Further purification and additional precipitation led to pure polymer, which weighed 11.4 g and had an inherent viscosity of 2.06 dL/g (THF, 25 °C, 0.5 g/dL).

40

[0034] The above-described block polymer is used in a standardized polymer light emitting diode device prepared by depositing a layer of polyethylene dioxythiophene on an indium-tin oxide coated pane of glass, followed by a layer of the block polymer, followed by a layer of calcium. The efficiency of the device at 200° Cd/meter² brightness is 5.0 Cd/Ampere.

45

EXAMPLE 3 (TRI-BLOCK GREEN)

[0035] To a 250 mL flask is charge with 2,7-bis(1,3,2-dioxaborban-2-yl)-9,9-dioctylfluorene (99.4%, 2.45 g, 4.59 mmol), 4,7-dibromo-2,1,3-benzothiadiazole (1.35 g, 4.59 mmol), Aliquat 336 (0.6 g), tetrakis(triphenylphosphine)palladium (6.0 mg, 5.2 micromol), aqueous sodium carbonate (2 M, 4.6 mL) and toluene (40 mL). The reaction is stirred and heated in an oil-bath at 95 °C under nitrogen for 14 hours. A red-orange viscous solution was observed. The stirring is then stopped, and the solution of emissive block polymer is kept at 50 °C under nitrogen.

50

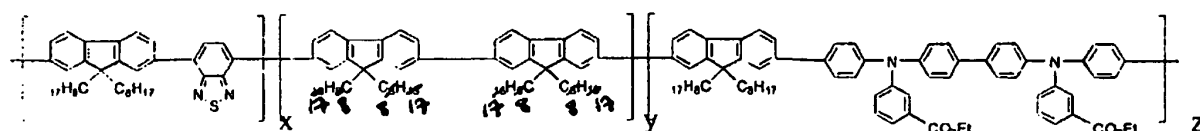
[0036] To a separated 250 mL flask is charged with 2,7-bis(1,3,2-dioxaborolan-2-yl)-9,9-dioctylfluorene (BF9914, 99.4%, 1.76 g, 3.30 mmol), N,N'-di(4-bromophenyl)-N,N'-di(3-Ethoxycarbonylphenyl)-benzidine (99.4%, 2.62 g, 3.30 mmol), Aliquat 336 (0.5 g), tetrakis(triphenylphosphine) palladium (4.3 mg, 3.7 micromol), aqueous sodium carbonate (2 M, 3.3 mL) in toluene (30 mL) and toluene (30 mL). The reaction is stirred and heated in an oil-bath under nitrogen at 95 °C for 14 hours. A light-brown viscous solution of positive charge carrier block polymer is observed. The stirring

55

is then stopped, and the solution is kept at 50 °C under nitrogen.

[0037] To a 500 mL flask is charged with 2,7-bis(1,3,2-dioxaborolan-2-yl)-9,9-dioctylfluorene (99.4%, 7.11 g, 13.33 mmol), 2,7-dibromo-9,9-dioctylfluorene (7.31 g, 13.33 mmol), aqueous sodium carbonate (2 M, 33 mL), Aliquat 336 (2.2 g), and tetrakis(triphenylphosphine) palladium (9.5 mg, 8.2 micromol) and toluene (90 mL). The reaction is allowed to proceed for 14 hours. A light-brown viscous solution of host polymer block is observed.

[0038] To the host polymer block flask above emissive block polymer solution and positive charge carrier block polymer solutions are transferred, each with 15 mL of toluene and more 2,7-bis(1,3,2-dioxaborolan-2-yl)-9,9-dioctylfluorene (99.4%, 0.23 g, 0.42 mmol) and tetrakis(triphenylphosphine) palladium (1.0 mg) are added. The reaction is allowed to proceed for 16 hours. After which phenylboronic acid (0.2 g) and toluene (50 mL) are added and the stirring is continued for another 8 hours. At the end of the reaction a very viscous orange-colored solution of tri-block polymer is observed. The product was isolated as yellow fibers by precipitating from 4 L of methanol. Further purification and additional precipitation led to pure polymer, which weighed 12.0 g. The formula of the tri-block polymer is given as following.



[0039] The above-described block polymer is used in a standardized polymer light emitting diode device prepared by depositing a layer of polyethylene dioxythiophene on an indium-tin oxide coated pane of glass, followed by a layer of the block polymer, followed by a layer of calcium. The efficiency of the device at 200 Cd/meter² brightness is 6.0 Cd/Ampere.

EXAMPLE 5 (DI-BLOCK GREEN)

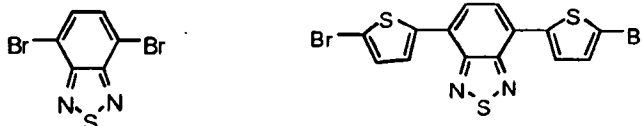
[0040] The experiment of Example 2 is repeated except that the host and positive charge carrier monomers are charged together at the same time. The resulting di-block polymer is used in a standardized polymer light emitting diode device prepared by depositing a layer of polyethylene dioxythiophene on an indium-tin oxide coated pane of glass, followed by a layer of the block polymer, followed by a layer of calcium. The efficiency of the device at 200 Cd/meter² brightness is 6.5 Cd/Ampere.

COMPARATIVE EXAMPLE 2 (RANDOM GREEN)

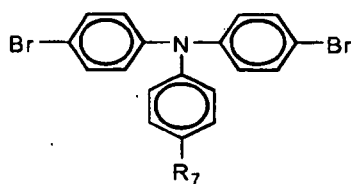
[0041] The experiment of Example 2 is repeated except that all of the monomers are charged together at the same time. The resulting random polymer is used in a standardized polymer light emitting diode device prepared by depositing a layer of polyethylene dioxythiophene on an indium-tin oxide coated pane of glass, followed by a layer of the block polymer, followed by a layer of calcium.

EXAMPLE 6

[0042] Random and block copolymer red emitters were prepared from the following monomers: 9,9 alkyl substituted fluorenes,



9,9 alkyl substituted fluorenes,



R7 = methyl

While devices made with these polymers displayed similar initial luminescence values, the block copolymer was easier to process and displayed significant lifetime benefits over the random copolymer.

Claims

1. An organic block polymer useful in an electroluminescent polymer device, comprising:
 - (a) an emissive polymer block that is consistently conjugated along the backbone of the emissive polymer block; and at least one of the following:
 - (b) a positive charge carrier polymer block that is consistently conjugated along the backbone of the positive charge carrier polymer block for transporting positive charge carriers to the emissive polymer block so that the positive charge carriers can combine with negative charge carriers to generate light,
 - (c) a negative charge carrier polymer block that is consistently conjugated along the backbone of the negative charge carrier polymer block for transporting negative charge carriers to the emissive polymer block so that the negative charge carriers can combine with positive charge carriers to generate light, and
 - (d) a host polymer block that is consistently conjugated along the backbone of the host block for providing a matrix for emitter that affords Forster energy transfer and inhibition of concentration quenching effects, wherein the emissive polymer block comprises a fluorene group and an aromatic or heteroaromatic diazine group fused to a benzene or thiophene group, and the positive charge carrier polymer block comprises a fluorene group and a triarylamine group, and the host polymer block contains a fluorene group.
2. The organic block polymer of Claim 1, wherein the emissive polymer block is an alternating copolymer block.
3. The organic block polymer of Claim 1, wherein the the positive charge carrier polymer block is an alternating copolymer block.
4. An electroluminescent polymer device comprising an anode, a cathode and the electroluminescent polymer of claim 1 or claim 2 positioned between the anode and the cathode.
5. An electroluminescent polymer device according to claim 4, wherein the anode is calcium.
6. A polymer field effect transistor that includes a semiconducting polymer positioned between and in electrical contact with a drain and a source, wherein the semiconducting polymer comprises a block copolymer according to claim 1 or claim 2, wherein an emissive polymer block is consistently conjugated along its backbone and a positive charge carrier polymer block is consistently conjugated along its backbone.
7. A process of making the block polymers of Claim 1 by reacting the monomers to build individual blocks separately and then combining and reacting the individual blocks to form a single component block polymer.
8. A process of making the block polymers of Claim 1 by reaction of a first set of monomers to form the first block, followed by sequentially adding and reacting additional sets of monomers for each subsequent block to form a single component block polymer.
9. The process of Claim 8, wherein the first block is an emissive block.
10. A process of making the block polymers of Claim 1, wherein forming the block segments and block polymers

comprises Suzuki polymerization.

Patentansprüche

5

1. Ein organisches Blockpolymer, verwendbar in einer elektrolumineszierenden Polymervorrichtung, umfassend:

(a) einen emittierenden Polymerblock, welcher durchgehend entlang des Gerüsts des emittierenden Polymerblocks konjugiert ist; und mindestens eines der folgenden:

10

(b) einen Polymerblock zum Tragen positiver Ladungen, welcher durchgehend entlang des Gerüsts des Polymerblocks zum Tragen positiver Ladungen konjugiert ist, zum Transportieren von positiven Ladungsträgern zum emittierenden Polymerblock, so dass die positiven Ladungsträger mit negativen Ladungsträgern kombinieren können, um Licht zu erzeugen,

15

(c) einen Polymerblock zum Tragen negativer Ladungen, welcher durchgehend entlang des Gerüsts des Polymerblocks zum Tragen negativer Ladungen konjugiert ist, zum Transportieren von negativen Ladungsträgern zum emittierenden Polymerblock, so dass die negativen Ladungsträger mit positiven Ladungsträgern kombinieren können, um Licht zu erzeugen, und

20

(d) einen Wirtspolymerblock, welcher durchgehend entlang des Gerüsts des Wirtsblocks konjugiert ist, zum Bereitstellen einer Matrix für Emitter, die Foster-Energietransfer und Hemmung von Konzentrationsquenching-Effekten ermöglicht, wobei der emittierende Polymerblock einen Fluorenrest und einen aromatischen oder heteroaromatischen Diazinrest, kondensiert an einen Benzol- oder Thiophenrest, umfasst, und der Polymerblock zum Tragen positiver Ladungen einen Fluorenrest und einen Triarylaminrest umfasst und der Wirtspolymerblock ein Fluorenrest enthält.

25

2. Das organische Blockpolymer nach Anspruch 1, wobei der emittierende Polymerblock ein alternierender Copolymerblock ist.

3. Das organische Blockpolymer nach Anspruch 1, wobei der Polymerblock zum Tragen positiver Ladungen ein alternierender Copolymerblock ist.

30

4. Eine elektrolumineszierende Polymervorrichtung, umfassend eine Anode, eine Kathode und das elektrolumineszierende Polymer nach Anspruch 1 oder Anspruch 2, welches zwischen der Anode und der Kathode angeordnet ist.

5. Eine elektrolumineszierende Polymervorrichtung gemäß Anspruch 4, wobei die Anode Calcium ist.

35

6. Ein Polymer-Feldeffekt-Transistor, der ein Halbleiterpolymer, angeordnet zwischen und in elektrischem Kontakt mit einem Drain-Anschluss und einem Source-Anschluss einschließt, wobei das Halbleiterpolymer ein Blockcopolymer gemäß Anspruch 1 oder Anspruch 2 umfasst, wobei ein emittierender Polymerblock durchgehend entlang seines Gerüsts konjugiert ist und ein Polymerblock zum Tragen positiver Ladungen durchgehend entlang seines Gerüsts konjugiert ist.

40

7. Ein Verfahren zur Herstellung der Blockpolymere nach Anspruch 1 durch Umsetzen der Monomere, um individuelle Blöcke getrennt voneinander zu erzeugen, und anschließendes Kombinieren und Umsetzen der individuellen Blöcke, um ein Einzelkomponenten-Blockpolymer zu bilden.

45

8. Ein Verfahren zur Herstellung der Blockpolymere nach Anspruch 1 durch Umsetzen eines ersten Satzes von Monomeren, um den ersten Block zu bilden, gefolgt von aufeinander folgendem Hinzufügen und Umsetzen zusätzlicher Sätze von Monomeren für jeden nachfolgenden Block, um ein Einzelkomponenten-Blockpolymer zu bilden.

50

9. Das Verfahren nach Anspruch 8, wobei der erste Block ein emittierender Block ist.

10. Ein Verfahren zur Herstellung der Blockpolymere nach Anspruch 1, wobei das Bilden der Blocksegmente und der Blockpolymere Suzuki-Polymerisation umfasst.

55

Revendications

1. Polymère organique séquencé utile dans un dispositif à polymère électroluminescent, comprenant :

(a) une séquence polymère émissive qui est conjuguée uniformément le long du squelette de la séquence polymère émissive ; et au moins une des séquences suivante :

(b) une séquence polymère à porteur de charge positive qui est conjuguée uniformément le long du squelette de la séquence polymère à porteur de charge positive pour transporter des porteurs de charge positive vers la séquence polymère émissive de manière à ce que les porteurs de charge positive puissent se combiner avec des porteurs de charge négative pour générer de la lumière,

(c) une séquence polymère à porteur de charge négative qui est conjuguée uniformément le long du squelette de la séquence polymère à porteur de charge négative pour transporter des porteurs de charge négative vers la séquence polymère émissive de manière à ce que les porteurs de charge négative puissent se combiner avec des porteurs de charge positive pour générer de la lumière, et

(d) une séquence polymère hôte qui est conjuguée uniformément le long du squelette de la séquence hôte pour fournir une matrice pour émetteur qui permet un transfert d'énergie de Forster et une inhibition des effets d'extinction par concentration, dans laquelle la séquence polymère émissive comprend un groupe fluorène et un groupe diazine aromatique ou hétéroaromatique fusionné à un groupe benzène ou thiophène, et la séquence polymère à porteur de charge positive comprend un groupe fluorène et un groupe triarylamine, et la séquence polymère hôte contient un groupe fluorène.

2. Polymère organique séquencé selon la revendication 1, dans lequel la séquence polymère émissive est une séquence de copolymère alterné.

3. Polymère organique séquencé selon la revendication 1, dans lequel la séquence polymère à porteur de charge positive est une séquence de copolymère alterné.

4. Dispositif à polymère électroluminescent, comprenant une anode, une cathode et le polymère électroluminescent selon la revendication 1 ou la revendication 2 placé entre l'anode et la cathode.

5. Dispositif à polymère électroluminescent selon la revendication 4, dans lequel l'anode est en calcium.

6. Transistor polymère à effet de champ, comprenant un polymère semi-conducteur placé entre et en contact électrique avec un drain et une source, dans lequel le polymère semi-conducteur comprend un copolymère séquencé selon la revendication 1 ou la revendication 2, dans lequel une séquence polymère émissive est uniformément conjuguée le long de son squelette et une séquence polymère à porteur de charge positive est uniformément conjuguée le long de son squelette.

7. Procédé de fabrication des polymères séquencés selon la revendication 1, en faisant réagir séparément les monomères pour former des séquences individuelles puis en combinant et en faisant réagir les séquences individuelles pour former un polymère séquencé monocomposant.

8. Procédé de fabrication des polymères séquencés selon la revendication 1, par la réaction d'un premier ensemble de monomères pour former la première séquence, puis par l'ajout successif et la réaction successive d'ensembles supplémentaires de monomères pour chaque séquence suivante de manière à former un polymère séquencé monocomposant.

9. Procédé selon la revendication 8, dans lequel la première séquence est une séquence émissive.

10. Procédé de fabrication des polymères séquencés selon la revendication 1, dans lequel la formation des segments séquencés et des polymères séquencés comprend une polymérisation de Suzuki.

REFERENCES CITED IN THE DESCRIPTION

This list of references cited by the applicant is for the reader's convenience only. It does not form part of the European patent document. Even though great care has been taken in compiling the references, errors or omissions cannot be excluded and the EPO disclaims all liability in this regard.

Patent documents cited in the description

- US 6204515 B [0002] [0006]
- US 5708130 A [0003] [0016] [0017] [0018]
- WO 0046321 A [0003]
- US 6169163 B [0003] [0016] [0017] [0018]
- US 20010024738 A1 [0004]
- WO 0055927 A [0007] [0016]
- GB 9900741 W [0016] [0017] [0018]
- US 5777070 A [0016] [0017] [0018] [0023]
- US 5962631 A [0016] [0017] [0018]
- GB 0000911 W [0017] [0018]

Non-patent literature cited in the description

- **BURROUGHES et al.** Light-emitting diodes ased on conjugated polymers. *Nature*, October 1990, vol. 347, 539-541 [0002]
- **FUKUDA.** Synthesis of Fusible and Sluble Conducting polyfluorene Derivatives and their Characteristics. *J. of Poly. Sci.*, 1993, vol. 31, 2465-2471 [0003]
- **YU et al.** Enhanced electroluminescnce from semiconducting polymer blends. *Syn. Met.*, 1995, vol. 72, 249-252 [0003]
- **KIM et al.** LED Characterization of an Alternating Copolymer and its Blends. *SPIE*, vol. 3148, 151-158 [0003]
- **TASCH et al.** Efficient red- and orange-light emitting diodes realized by excitation energy transfer from blue-light-emitting conjugated polymers. *Physical Review B*, 1997, vol. 56 (8), 4479-4483 [0003]
- **HEISCHKEL et al.** Synthesis of ABC-triblock copolymers for light emitting diodes. *Macromol. Chem. Phys*, 1998, vol. 199, 869-880 [0004]
- **CHEN et al.** Improved efficiencies of light-emitting diodes through incorporation of charge transporting components in tri-block polymers. *Syn. Met.*, 1999, vol. 107, 203-207 [0004]

专利名称(译)	电活性聚合物和由其制成的装置		
公开(公告)号	EP1921688B1	公开(公告)日	2011-03-30
申请号	EP2008151070	申请日	2002-07-10
申请(专利权)人(译)	DOW GLOBAL科技股份有限公司.		
当前申请(专利权)人(译)	DOW全球科技有限责任公司		
[标]发明人	WU WEISHI INBASEKARAN MICHAEL BERNIUS MARK T OBRIEN JAMES J		
发明人	WU, WEISHI INBASEKARAN, MICHAEL BERNIUS, MARK T. O'BRIEN, JAMES J.		
IPC分类号	H01L51/30 H05B33/14 C09K11/06 H01L51/50 C08G61/00 H01B1/12 H01L51/00		
CPC分类号	H01B1/124 C09K11/06 C09K2211/1416 C09K2211/1425 C09K2211/1433 C09K2211/1458 C09K2211/1483 H01L51/0036 H01L51/0038 H01L51/0039 H01L51/0043 H01L51/0059 H01L51/5012		
优先权	60/304336 2001-07-10 US		
其他公开文献	EP1921688A2 EP1921688A3		
外部链接	Espacenet		

摘要(译)

用于电致发光聚合物器件的有机嵌段聚合物，包括：(a) 沿发射聚合物嵌段的主链一致共轭的发射聚合物嵌段；和以下中的至少一种：(b) 沿着正电荷载流子聚合物嵌段的主链一致共轭的正电荷载流子聚合物嵌段，用于将正电荷载流子输送到发射聚合物嵌段，使得正电荷载流子可以与负电荷载流子以产生光；(c) 负电荷载流子聚合物嵌段，其沿着负电荷载流子聚合物嵌段的主链一致地共轭，用于将负电荷载流子输送到发射聚合物嵌段，使得负电荷载流子可以与正电荷结合载流子以产生光，以及(d) 主体聚合物嵌段，其沿着所述主体嵌段的主链一致地共轭以提供用于发射体的基质，其提供福斯特能量转移和最小化浓度淬灭效应。发射性嵌段共聚物包含氟基团和与噻吩基的环苯耦合的二噻基，所述正电荷载流子聚合物嵌段包含苄基和三芳基胺基，并且所述主体聚合物嵌段包含苄基。

