

(19) World Intellectual Property
Organization
International Bureau



(43) International Publication Date
8 January 2004 (08.01.2004)

PCT

(10) International Publication Number
WO 2004/003103 A1

(51) International Patent Classification: **C09K 11/06**,
C07D 307/79, C08G 61/12, C07D 263/56, H05B 33/14,
H01L 51/30, C09K 19/34

Berlin (DE). **ROSENHAUER, Regina** [DE/DE]; March-
levskistrasse 106, 10243 Berlin (DE).

(21) International Application Number:
PCT/EP2003/006448

(74) Common Representative: **MERCK PATENT GMBH**;
Frankfurter Strasse 250, 64293 Darmstadt (DE).

(22) International Filing Date: 18 June 2003 (18.06.2003)

(81) Designated States (*national*): AE, AG, AL, AM, AT, AU,
AZ, BA, BB, BG, BR, BY, BZ, CA, CH, CN, CO, CR, CU,
CZ, DE, DK, DM, DZ, EC, EE, ES, FI, GB, GD, GE, GH,
GM, HR, HU, ID, IL, IN, IS, JP, KE, KG, KP, KR, KZ, LC,
LK, LR, LS, LT, LU, LV, MA, MD, MG, MK, MN, MW,
MX, MZ, NO, NZ, OM, PH, PL, PT, RO, RU, SC, SD, SE,
SG, SK, SL, TJ, TM, TN, TR, TT, TZ, UA, UG, US, UZ,
VC, VN, YU, ZA, ZM, ZW.

(25) Filing Language: English

(26) Publication Language: English

(30) Priority Data:
02014067.9 1 July 2002 (01.07.2002) EP

(84) Designated States (*regional*): ARIPO patent (GH, GM,
KE, LS, MW, MZ, SD, SL, SZ, TZ, UG, ZM, ZW),
Eurasian patent (AM, AZ, BY, KG, KZ, MD, RU, TJ, TM),
European patent (AT, BE, BG, CH, CY, CZ, DE, DK, EE,
ES, FI, FR, GB, GR, HU, IE, IT, LU, MC, NL, PT, RO,
SE, SI, SK, TR), OAPI patent (BF, BJ, CF, CG, CI, CM,
GA, GN, GQ, GW, ML, MR, NE, SN, TD, TG).

(71) Applicant (*for all designated States except US*): **MERCK
PATENT GMBH** [DE/DE]; Frankfurter Strasse 250,
64293 Darmstadt (DE).

(72) Inventors; and

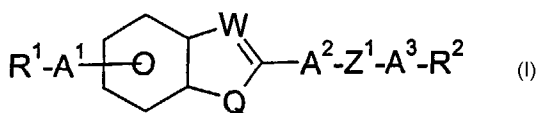
(75) Inventors/Applicants (*for US only*): **POETSCH, Eike**
[DE/DE]; Am Buchwald 4, 64367 Muehlal (DE). **JACOB,
Thomas** [DE/KR]; Appt. 201, 122-26 Itaewon-Dong,
Younsang-Ku, Seoul 140-858 (KR). **SERRANO, Jose**
[ES/ES]; Pedro Cebuno 12, E-50009 Zaragoza (ES).
PINOL, Milagros [ES/ES]; Carretera de Huesca s/n,
E-22071 Huesca (ES). **GIMENEZ, Raquel** [ES/ES];
Petro Cerbuna 12, E-50009 Zaragoza (ES). **STUMPE,
Joachim** [DE/DE]; Florastrasse 12, 14641 Nauen (DE).
FISCHER, Thomas [DE/DE]; Spittastrasse 21, 10317

Published:

- with international search report
- before the expiration of the time limit for amending the claims and to be republished in the event of receipt of amendments

For two-letter codes and other abbreviations, refer to the "Guidance Notes on Codes and Abbreviations" appearing at the beginning of each regular issue of the PCT Gazette.

(54) Title: POLYMERIZABLE, LUMINESCENT COMPOUNDS AND MIXTURES, LUMINESCENT POLYMER MATERIALS AND THEIR USE



(57) Abstract: The invention relates to new polymerizable, luminescent compounds of formula I wherein R¹, R², A¹, A², A³, Z¹, W and Q have the meanings given in claim 1. Furthermore the invention relates to polymerizable mixtures containing compounds according to the invention and preferably at least one polymerizable mesogenic compound. Polymer materials obtainable by polymerizing such mixtures are also described. These compounds, mixtures and materials show advantageous photoluminescent and/or electroluminescent properties and may be used in light emitting devices and optical- or electrooptical display elements.

WO 2004/003103 A1

**Polymerizable, luminescent compounds and mixtures,
luminescent polymer materials and their use**

Field of Invention

5 The invention relates to polymerizable, luminescent compounds, to
polymerizable mixtures comprising such compounds and to luminescent
polymer materials obtainable by polymerizing such compounds or
mixtures. Furthermore the invention relates to the use of these compounds
and mixtures for the manufacture of photoluminescent and/or
10 electroluminescent polymer materials. The invention also relates to the use
of these polymer materials as photo- and/or electroluminescent materials
in light emitting devices, optical and/or electrooptical display elements.
Additionally the invention relates to light emitting devices and optical or
electrooptical display elements comprising these polymer materials.

15

Background and Prior Art

Luminescent polymers showing photoluminescence as well as polymers
showing electroluminescence were proposed to be used in light emitting
20 devices and electrooptical display elements.

The organic light emitting devices or diodes (OLEDs) currently being under
intense research consist of at least one emission layer. Common OLEDs
are realized using multilayer structures, where an emission layer is
25 sandwiched between one or more electron-transport and/or hole-transport
layers. By applying an electric voltage electrons and holes as charge
carriers move towards the emission layer where their recombination leads
to the excitation and hence luminescence of the lumophor units contained
in the emission layer. The sandwich structure is built by vacuum deposition
or spin coating techniques which may include a polymerization step before
30 applying the next layer (Meerholz et al., Synthetic Metals 111-112 (2000)
31-34). OLEDs which are available in different colors have the potential of
being used as the building blocks of different kind of information displays.

35

- 2 -

Also anisotropic luminescent polymers are known where the polymer and/or lumophor units are oriented. These emissive materials show anisotropic absorption and/or anisotropic emission of polarized light. The degree of absorption and/or emission of linearly polarized light depends on the relative orientation of the wavevector to the main director of the fluorophor molecules. Such an orientation within the luminescent materials can be achieved by different methods:

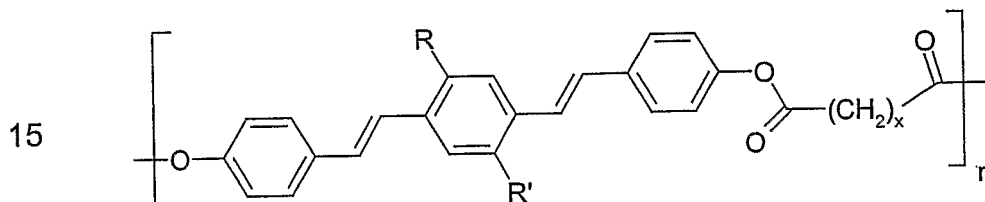
- incorporation of luminescent molecules into an oriented polymer prior or after the orientation step,
- tensile orientation of a ductile luminescent polymer (e. g. the techniques described in WO 00/07525),
- rubbing of the luminescent polymer,
- applying the Langmuir-Blodgett technique,
- oriented growth of the luminescent materials onto oriented substrates, like onto known alignment layers,
- polymerization of oriented liquid crystals,
- photo-induced alignment,
- alignment in electric, magnetic or flow fields.

By using their anisotropic optical characteristics, these materials can replace polarizers and/or color filters which reduce the light efficiency in liquid crystal displays (LCDs) by up to 80% and more. Hence display devices employing such anisotropic luminescent polymers are described to show a high brightness and contrast, and furthermore a good viewing angle (Weder et al., Science 279 (1998), 835 and EP 889 350 A1). Using pixel elements of at least three different photoluminescent materials multicolor images may be displayed. In major embodiments of such display devices an anisotropic photoluminescent layer substitutes the polarizer of a conventional backlight – polarizer – light valve – polarizer arrangement, where the light valve uses known electrooptical effects of liquid crystal materials, like the TN- or ECB-effect. A high degree of polarized emission is necessary in embodiments where the photoluminescent layer is arranged directly behind the backlight. Whereas a high degree of polarized absorption is mandatory in devices where the photoluminescent layer is placed behind the light valve.

- 3 -

In EP 889 350 A1 examples are described with alkoxy substituted poly(phenyleneethynylene)s (PPEs) in ultra high molecular weight polyethylene as photoluminescent polymers.

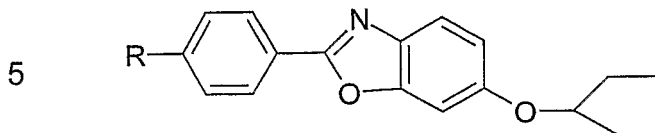
5 Another type of display uses polarized electroluminescence as background illumination of LCDs. Luessem et al. (Liquid Crystal 21 (1996), 903) report the fabrication of polymer based LEDs showing polarized electroluminescence. The orientation of the molecules within the light emitting layer was accomplished by the self organization of liquid crystal polymers (LCPs) deposited onto a rubbed polyimide film serving as an
10 alignment layer. A main chain polymer of the following structure was used as LCP with a maximum of emission at 450 nm



20 The photoluminescence stability of a cyanoterphenyl chromophor in a liquid crystalline polymeric system was studied by Alcalá et al. (J. Appl. Phys. 88 (2000) 7124-7128 and 87 (2000) 274-279). It was found that the order parameter and consequently the dichroism of the luminescence is higher in polymers with a low crosslinking degree. The photoluminescent materials were prepared by photopolymerization of a monoacrylate (NAP),
25 a diacrylate (C6M), a cyanoterphenyl chromophor with an acrylate group (CNT), a photoinitiator and a thermal inhibitor. The orientation was achieved by introducing the monomer mixture into a planar cell with rubbed surfaces prior to polymerization. The monomers NAP and C6M consisted of rod-like liquid crystalline or mesogenic groups where at one or
30 both ends the polymerizable acrylate group was bound via a hexylene spacer group. In the resulting polymer the rodlike cyanoterphenyl chromophor group holds the same orientation as the LC or mesogenic groups being connected to the acrylate-built main chains.

35

The synthesis of chiral 2-arylbenzoxazole derivatives of the following formula as monomers and of their resulting polymers was investigated by Park et al., Bull. Korean Chem. Soc. 20, 1999, 473,



wherein R contains a spacer and a polymerizable acrylate-group. The compounds show fluorescent and liquid crystalline behaviour.

10 Chiral liquid crystalline polymer materials comprising at least one chemically bound chromophore group are a major component of pigment flakes disclosed in WO 98/42799. These pigment flakes are obtainable from a polymerizable mesogenic compound of the formula I*



wherein

20 P is a polymerizable group,

Sp is a spacer group,

25 X denotes -O-, -S-, -CO-, -COO-, -OCO-, -O-COO-, -SO₂-O-,
-O-SO₂- or a single bond,

30 R is H or an alkyl radical in which H-atoms and/or CH₂-groups may be substituted and

CG is a chromophoric or fluorescent chromophoric group.

Beside several other chromophoric groups 2,5-bis-(5'-tert.-butyl-2-benzoxazolyl)thiophene (BBOT) and benzoxazoles, like PBBO and POPOP, are disclosed.

35

- 5 -

One of the aims of the present invention is to provide polymerizable, luminescent compounds, which are especially suitable for the manufacture of luminescent polymer materials showing advantageous absorption and emission properties.

5 A further aim of this invention is to make available polymerizable, luminescent compounds, which are especially suitable for the production of anisotropic luminescent polymer materials showing advantageous anisotropic optical characteristics.

10 Another aim of the invention is to provide polymerizable mixtures for the production of luminescent and anisotropic luminescent polymer materials with the above mentioned characteristics.

15 Furthermore it is an aim of the present invention to make available luminescent as well as anisotropic luminescent polymer materials with the above mentioned characteristics.

20 Further aims of the invention are to extend the pool of polymerizable, luminescent compounds, of polymerizable mixtures comprising such compounds and of luminescent polymer materials available to the expert.

The aim of this invention is also to show advantageous uses of these polymerizable, luminescent compounds, mixtures and polymer materials.

25 Further aims of the invention relate to light emitting devices and optical or electrooptical display elements in which the polymer materials according to the invention are applied advantageously.

30 Other aims of the present invention are immediately evident to the person skilled in the art from the following detailed description.

35

Definition of Terms

5 The term luminescence means emission of electromagnetic radiation, preferably in, but not limited to, the visible spectrum, due to any kind of excitation, preferably by electromagnetic radiation (photoluminescence) or by an applied electric voltage (electroluminescence). The more general term luminescence encompasses phosphorescence and fluorescence, the latter being the preferred meaning.

10 The terms polymerizable or reactive mesogen, polymerizable or reactive mesogenic compound, polymerizable or reactive liquid crystal and polymerizable or reactive liquid crystalline compound as used in the foregoing and the following comprise compounds with a rodlike, boardlike or disk-like mesogenic group. These mesogenic compounds do not
15 necessarily have to exhibit mesophase behaviour by themselves. In a preferred embodiment of the present invention they show mesophase behaviour in mixtures with other compounds or after polymerization of the pure mesogenic compounds or of the mixtures comprising the mesogenic
20 compounds.

20

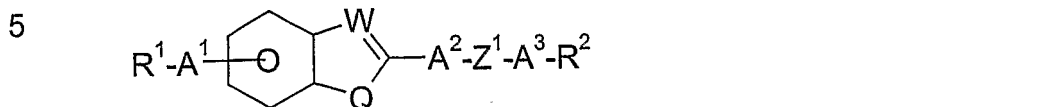
25

30

35

Summary of the Invention

One of the objects of the present invention are polymerizable, luminescent compounds of formula I



wherein

10 R^1, R^2 are independently of each other H, halogen, NO_2 , CN, NCS, straight chain, branched or cyclic alkyl with 1 to 25 C-atoms wherein one or more CH_2 groups may also be replaced by $-CO-$, $-O-$, $-S-$, $-NR^0-$, $-CH=CH-$, $-C\equiv C-$ in such a manner that O- and/or S-atoms are not linked directly to one another, and

15 wherein one or more H-atoms may also be replaced by F or Cl, or denotes $P-(Sp-X)_n-$,

Sp is a spacer group with 1 to 20 C-atoms,

20 P is a polymerizable group,

X is $-O-$, $-S-$, $-CO-$, $-COO-$, $-OCO-$, $-CO-NR^0-$, $-NR^0-CO-$, $-NR^0-$ or a single bond,

25 n is 0 or 1,

R^0 is H or alkyl with 1 to 5 C-atoms,

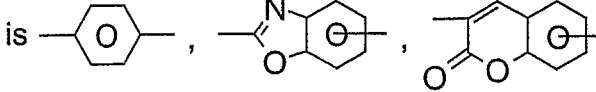
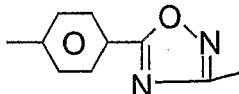
30 A^1 is 1,4-phenylene, wherein 1, 2, 3 or 4 H-atoms may be replaced by F or Cl, or a single bond,

Q is $-O-$, $-S-$, $-NR^0-$ or $-N \begin{array}{l} / \\ (X-Sp)_n-P \\ \backslash \end{array}$,

35 W is $-CH=$, $-N=$ or $-CO-CH=$,

- 8 -

A^2 is 1,4-phenylene or 2,5-thiophene, wherein in each case one or more H-atoms may be replaced by F or Cl, or denotes a single bond,

5 A^3 is  or , wherein one or more H-atoms may be

10 replaced by F or Cl,

Z^1 is $-\text{CH}=\text{CH}-$, $-\text{CF}=\text{CH}-$, $-\text{CH}=\text{CF}-$, $-\text{CF}=\text{CF}-$ or a single bond

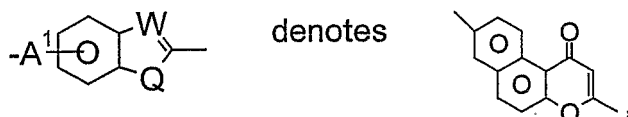
with the proviso that

15

a) the compounds of formula I contain one, two or more groups $-(\text{X}-\text{Sp})_n-\text{P}$,

b) if W denotes $-\text{CO}-\text{CH}=\text{}$, then

20



[der Fall "not fused" ist wohl kein luminesz. Farbstoff]

25

c) if W is $-\text{N}=\text{}$, Q is $-\text{O}-$, A^2 and Z^1 are a single bond, A^3 is 1,4-phenylene and R^2 is $\text{P}-(\text{Sp}-\text{X})_n-$ then R^1 is an achiral group, [siehe Kim et al., Bull Korean Chem. Soc. 20, 1999, 473]

30

d) if W is $-\text{N}=\text{}$, Q is $-\text{O}-$, A^2 and A^3 denote 1,4-phenylene and Z^1 is a single bond then A^1 is a single bond.

Another object of the invention are polymerizable mixtures comprising at least one polymerizable, luminescent compound according to this invention.

35

A further object of this invention are luminescent polymer materials obtainable by polymerizing a polymerizable compound or mixture according to the invention.

5 Another object of the invention is the use of a polymerizable, luminescent compound or of a polymerizable mixture, both according to the invention, for the manufacture of photoluminescent and/or electroluminescent polymer materials.

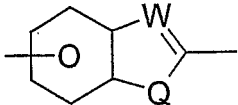
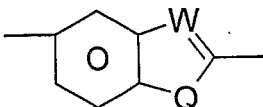
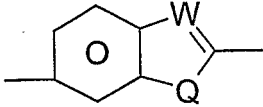
10 An additional object of the invention is the use of a luminescent polymer material according to the invention as a photo- and/or electroluminescent material in a light emitting device, an optical or electrooptical display element.

15 Another object of the invention are light emitting devices comprising a polymer material according to the invention as a photo- and/or electroluminescent material.

20 A further object of the invention are optical or electrooptical display elements comprising a luminescent polymer material according to the invention as a photo- and/or electroluminescent material.

Detailed Description of the Invention

25 In the following the groups, substituents and indices R^0 , R^1 , R^2 , A^1 , A^2 , A^3 , Z^1 , W , Q , Sp , P , X , n have the above given meaning unless stated otherwise.

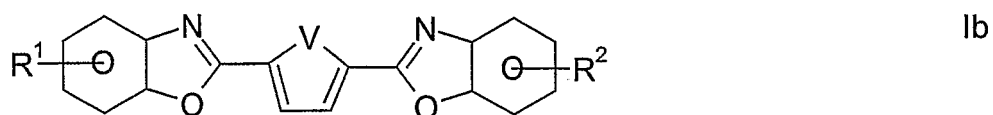
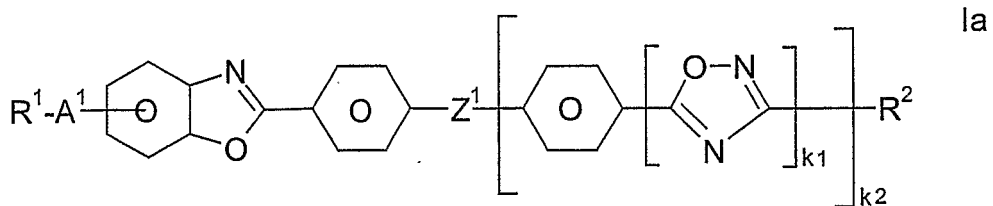
30 The group  of the formula I has one of the meanings given by the subformulae , .

35 A preferred embodiment of the present invention relates to compounds of formula I wherein W denotes $-N=$.

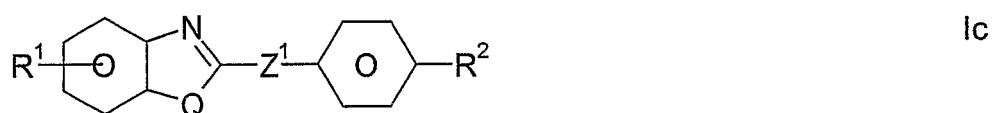
Another preferred embodiment relates to compounds of formula I wherein W denotes $-\text{CH}=\text{}$ and Q is $-\text{O}-$.

Preferred compounds of formula I are those of the following subformulae

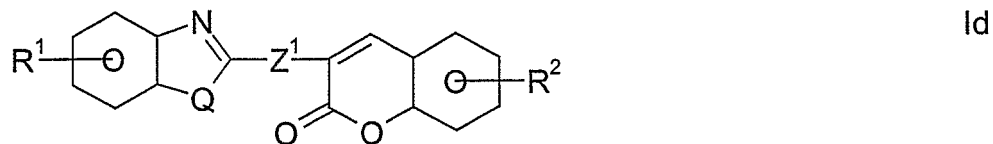
5




15



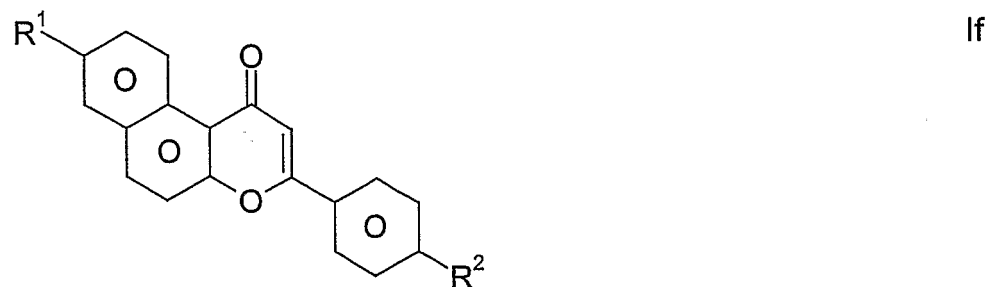
20



25



30



wherein

35

V denotes $-\text{CH}=\text{CH}-$ or $-\text{S}-$,

k_1 and k_2 are independently of each other 0 or 1 and

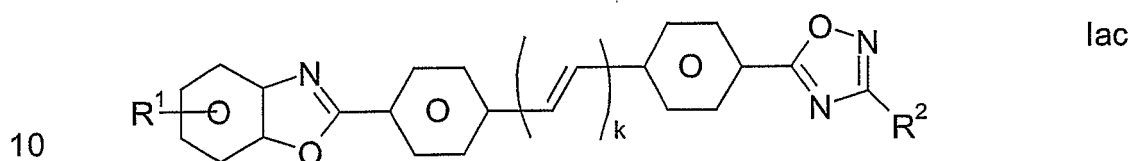
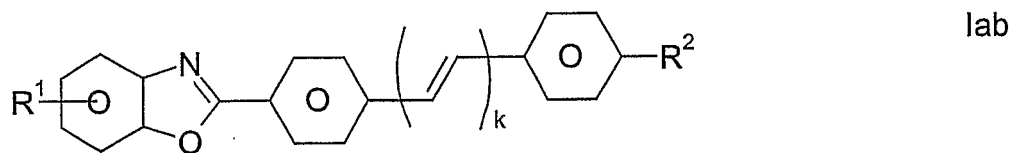
with the proviso that if Z^1 denotes a single bond, $k_1 = 0$ and $k_2 = 1$, then A^1 is a single bond.

The inventive polymerizable, luminescent compounds of formula I have the major advantage that they can be chemically bound to the polymer matrix.

5 Unlike those luminescent compounds which are not polymerizable and therefore not chemically bound, no diffusion processes may alter their absorption and emission properties. Furthermore the orientation of the compounds according to the invention may be frozen by a polymerization and/or cross-linking step, leading to materials with anisotropic absorption and emission characteristics which are stable over time. Further
10 advantages of the inventive compounds, especially those of formulae Ia to If, are:

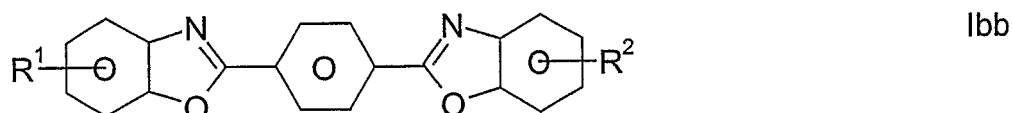
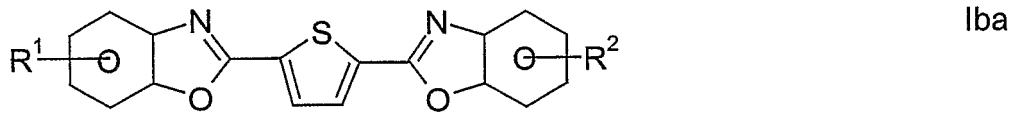
- they exhibit advantageous absorption and emission characteristics,
- 15 • they show a high fluorescence quantum yield,
- the luminescence of these compounds exhibits a small band width of the emission wavelength,
- they show advantageous excitation wavelenghts, especially in the region $390 \text{ nm} \leq \lambda \leq 450 \text{ nm}$,
- 20 • they have a high stability under excitation with UV-light, especially at wavelengths $\lambda \geq 390 \text{ nm}$,
- they show a high ordering tendency in polymerizable mixtures according to the invention yielding a high orientation degree,
- 25 • in an oriented state they show a high degree of optical anisotropy,
- the starting materials can be obtained commercially or synthesized economically using methods known from the literature,
- they exhibit a good solubility in polymerizable mixtures, especially in
30 mixtures according to the invention.

Particularly preferred compounds of subformula Ia are those of the following subformulae

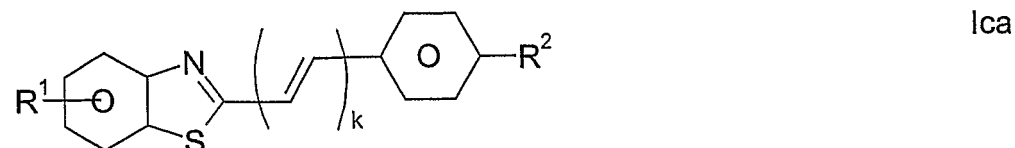


wherein k is 0 or 1.

15 Particularly preferred compounds of subformula Ib are those of the following subformulae

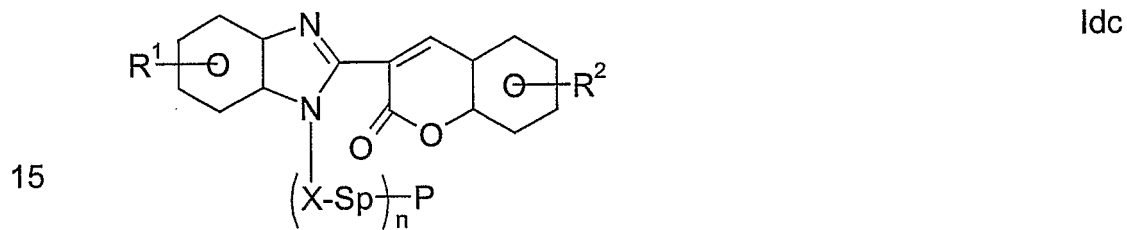
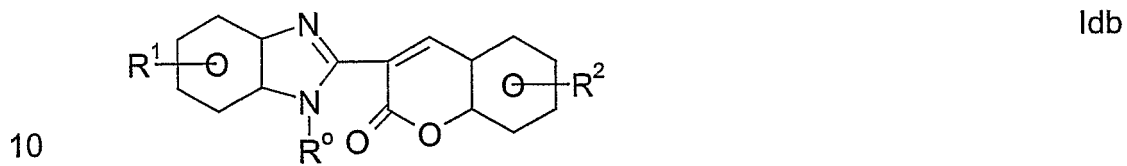
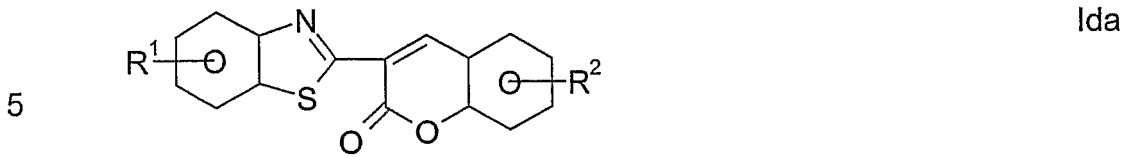


25 A particularly preferred compound of subformula Ic is that of the following subformula

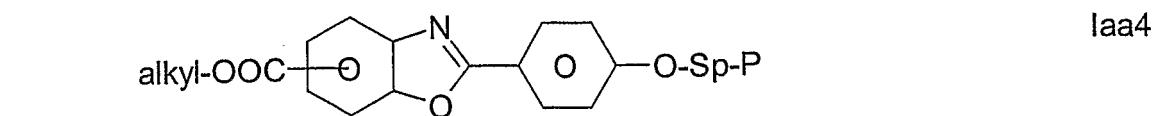
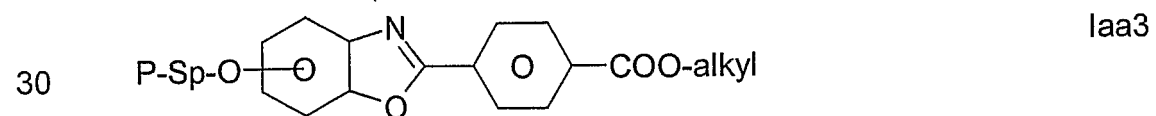
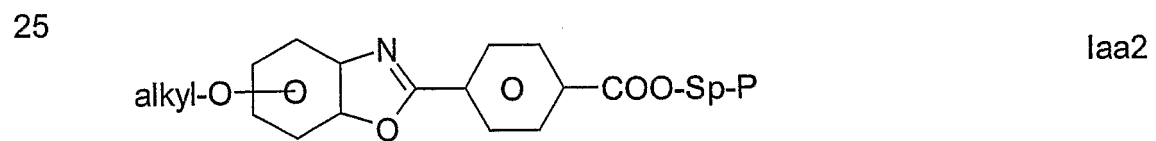
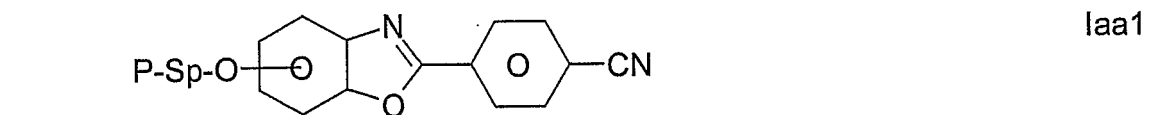


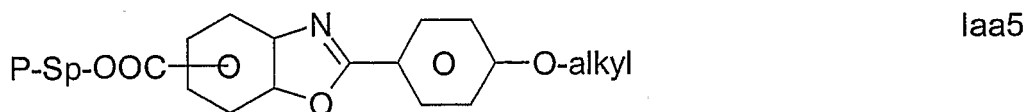
35 wherein k is 0 or 1.

Particularly preferred compounds of subformula Ia are those of the following subformulae



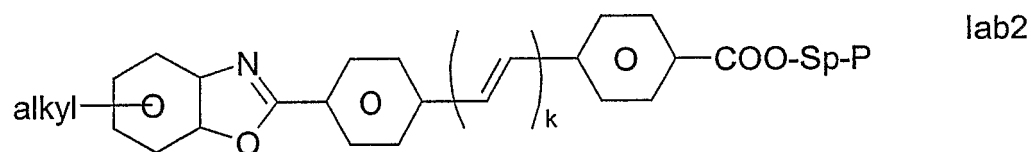
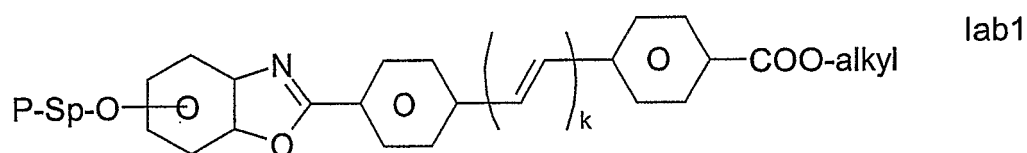
20 The following subformulae denote especially preferred compounds according to subformula Iaa





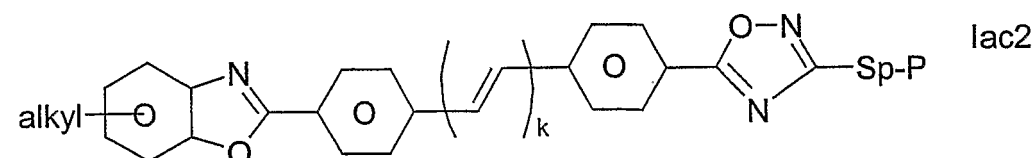
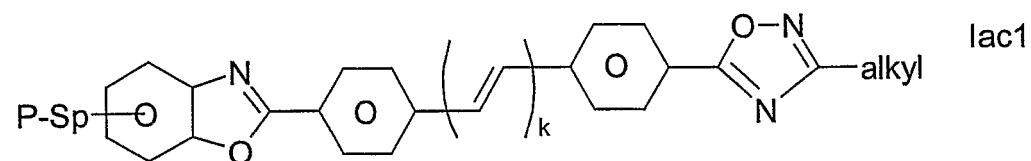
In the above and following formulae the term alkyl denotes a straight chain, branched or cyclic alkyl group with 1 to 12 C-atoms wherein one or more H-atoms can also be replaced by F or Cl.

Especially preferred compounds of subformula Iab are those of the following subformulae



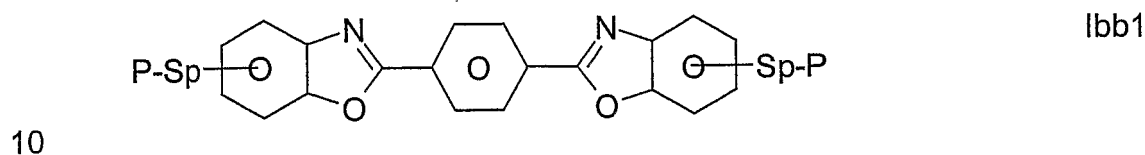
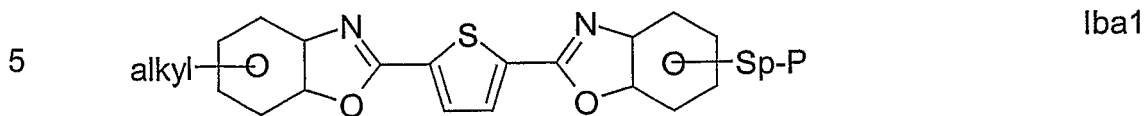
wherein k is 0 or 1.

Especially preferred compounds of subformula Iac are those of the following subformulae

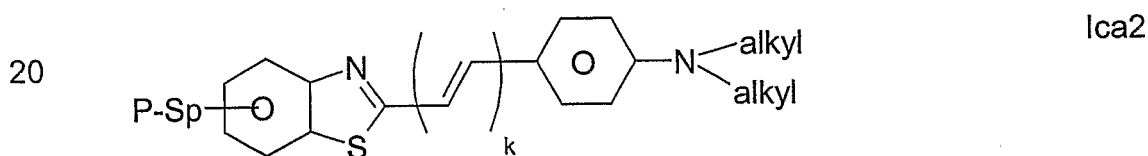
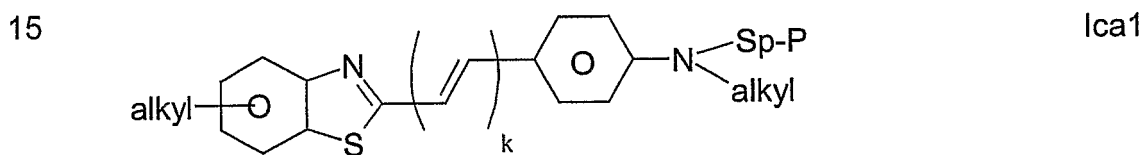


wherein k is 0 or 1.

Especially preferred compounds of the subformulae lba and lbb are those of the following subformulae

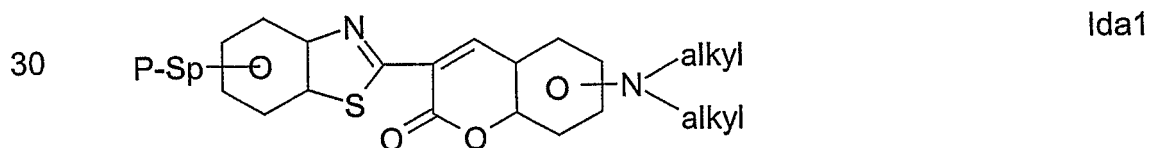


The following subformulae denote especially preferred compounds according to subformula lca

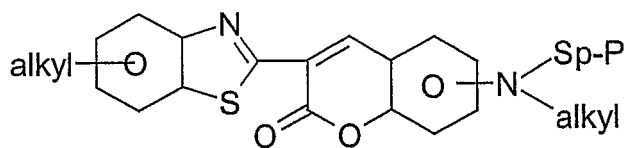


wherein k is 0 or 1.

25 Especially preferred compounds of the subformulae lda, ldb and ldc are those of the following subformulae

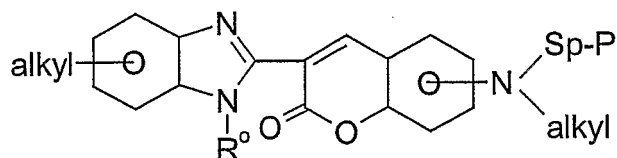


35



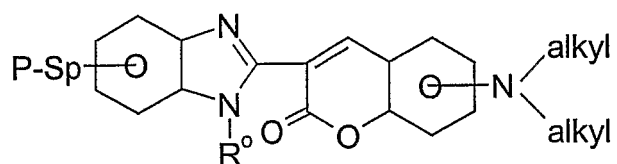
Ida2

5



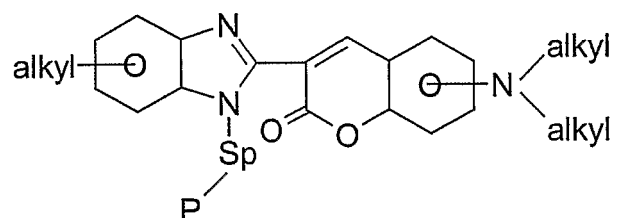
Idb1

10



Idb2

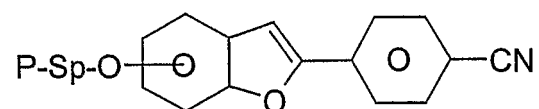
15



Idc1

20

An especially preferred compound of subformula Ie is one of the subformula Ie1



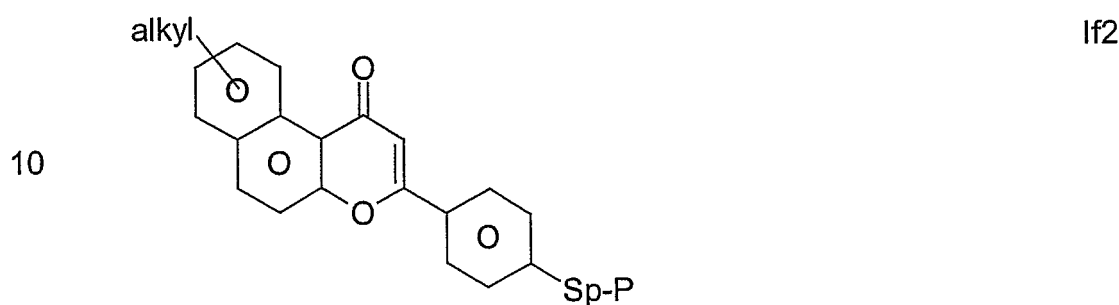
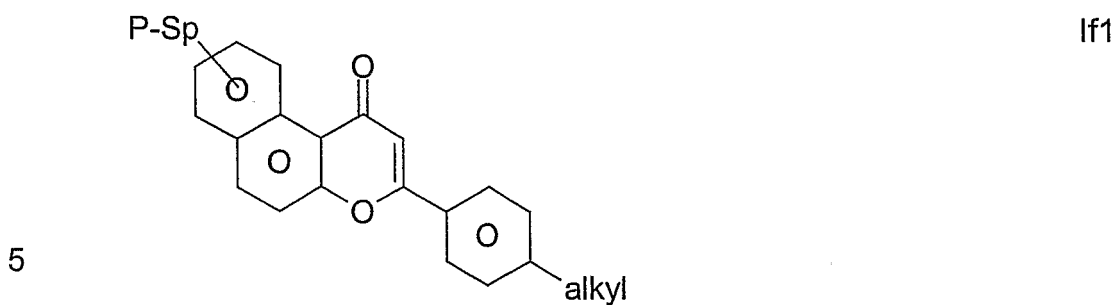
Ie1

25

The following subformulae denote especially preferred compounds according to subformula If

30

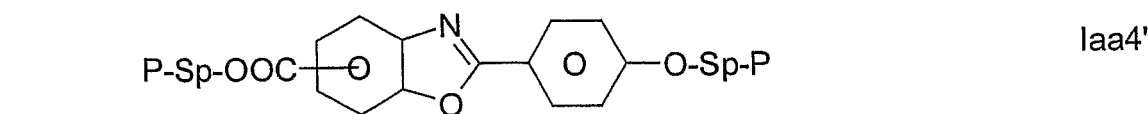
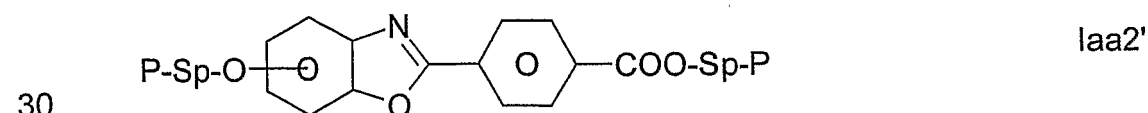
35

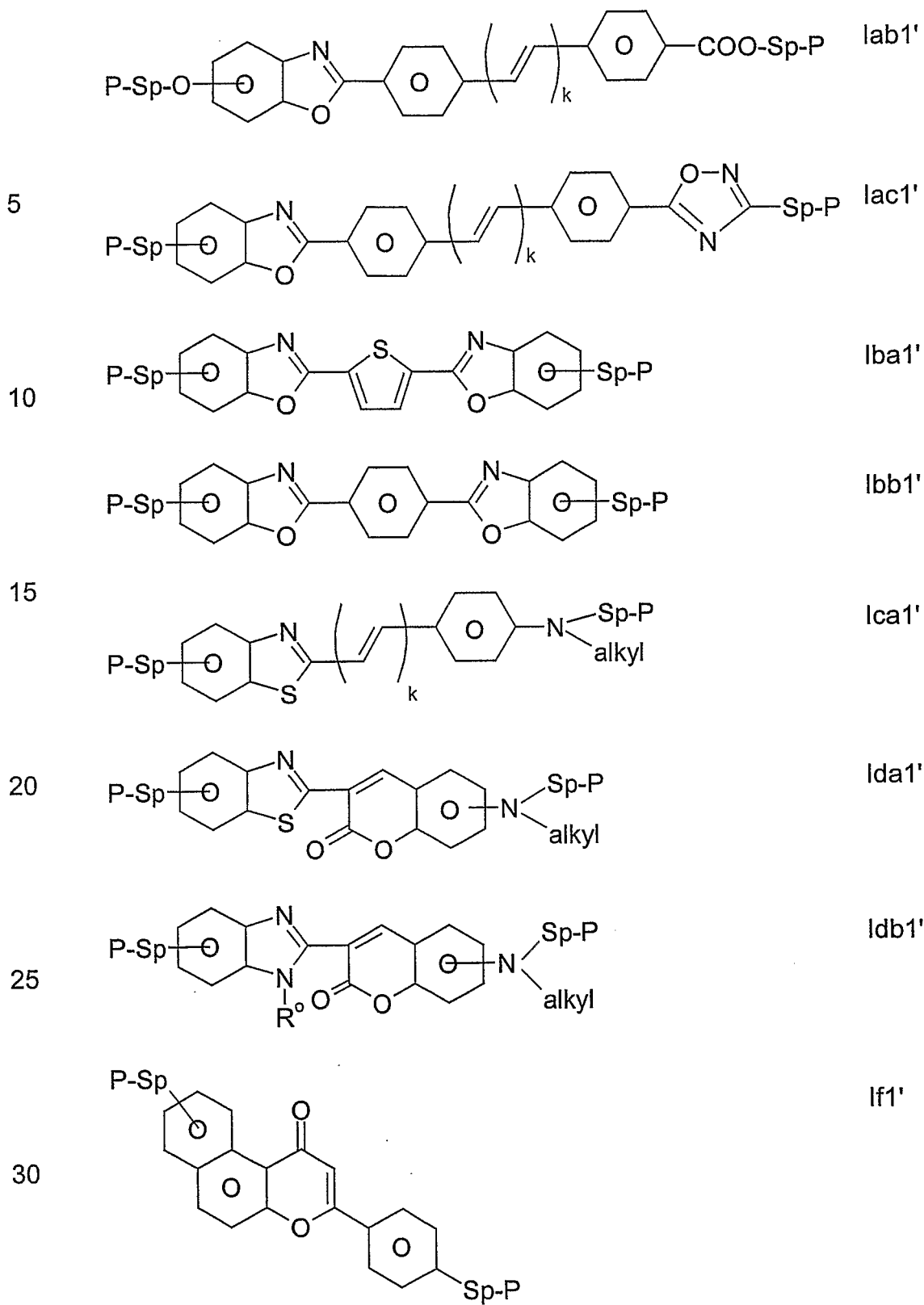


15 The above mentioned compounds of formula I may contain one (monofunctional) or two or more (multifunctional) polymerizable groups $-(X-Sp)_n-P$. One or two polymerizable groups are preferred.

20 Preferred compounds with two polymerizable groups are of the formulae laa1 to laa5, lab1, lab2, lac1, lac2, lba1, lbb1, lca1, lca2, lda1, lda2, ldb1, ldb2, ldc1, le1, lf1, lf2, wherein in each case one of the groups "-alkyl" or "-CN" is replaced by $-Sp-P$, wherein Sp and P have the same or different meanings compared to the existing group $-Sp-P$.

25 Especially preferred compounds with two polymerizable groups are selected from the following group of formulae






The polymerizable mixture according to the invention comprises at least one polymerizable, luminescent inventive compound. Preferably it comprises one compound of formula I, but it may also comprise 2, 3 or more compounds of formula I. Preferably the mixture comprises further components as described below, but the mixture may also consist of 1, 2, 3 or more compounds of formula I only. Additionally the inventive mixture may contain other luminescent compounds, which may be polymerizable or not. Advantageously the luminescent compounds are selected according to their emission wavelengths in such a way that their combination yields the desired luminescent color.

Furthermore one or more first luminescent compounds may be combined with one or more second luminescent compounds such that the emission wavelengths of the first compounds lie within the absorption region, preferably the maximum absorption, of the latter compounds. Thus excitation at the absorption wavelength of the first compounds yields emitted light of the emission wavelengths of the second compounds.

Preferably the inventive mixture further comprises at least one polymerizable mesogenic compound of formula II



wherein

P is a polymerizable group,

Sp is a spacer group having 1 to 20 C-atoms,

X is a group selected from -O-, -S-, -CO-, -COO-, -OCO-, -O-COO-, -SO₂-O-, -O-SO₂- or a single bond,

n is 0 or 1,

5 R^{21} is H or an alkyl radical with up to 25 C atoms which may be unsubstituted, mono- or polysubstituted by halogen or CN, it being also possible for one or more non-adjacent CH_2 groups to be replaced, in each case independently from one another, by -O-, -S-, -NH-, -N(CH₃)-, -CO-, -COO-, -OCO-, -OCO-O-, -S-CO-, -CO-S- or -C≡C- in such a manner that oxygen atoms are not linked directly to one another, or alternatively R^{21} is halogen, cyano or has independently one of the meanings given for P-(Sp-X)_n,

10 MG is a mesogenic or mesogeneity supporting group.

The mixture according to this particularly preferred embodiment preferably comprises one to six, most preferably two to four different mesogens according to formula II having one or two, preferably one, polymerizable functional groups.

15

The mesogenic or mesogeneity supporting group MG in formula II is preferably selected of formula III:

20



wherein

25

A^{31} , A^{32} ,
 A^{33}

being independently from one another 1,4-phenylene in which, in addition, one or more CH groups may be replaced by N, 1,4-cyclohexylene in which, in addition, one or two non-adjacent CH_2 groups may be replaced by O and/or S, 1,4-cyclohexenylene or naphthalene-2,6-diyl, it being possible for all these groups to be unsubstituted, mono- or polysubstituted with halogen, cyano or nitro groups or alkyl, alkoxy or alkanoyl groups having 1 to 7 C atoms wherein one or more H atoms may be substituted by F or Cl,

35

- 21 -

Z^{31} , Z^{32} being independently from one another -O-, -CO-, -COO-,
-OCO-, -O-SO₂-, -SO₂-O-, -CH₂CH₂-, -OCH₂-, -CH₂O-,
-CH=CH-, -C≡C-, -CH=CH-COO-, -OCO-CH=CH- or a single
bond and

5 m being 0, 1 or 2.

Bicyclic and tricyclic mesogenic groups are preferred.

10 Of the compounds of formula II especially preferred are those in which R²¹
is F, Cl, cyano, or optionally halogenated alkyl or alkoxy, or has the meaning
given for P-(Sp-X)_n -, and MG is of formula III wherein Z³¹ and Z³² are
-COO-, -OCO-, -CH₂-CH₂-, -CH=CH-COO-, -OCO-CH=CH- or a single bond.

15 A smaller group of preferred mesogenic groups MG of formula III is listed
below. For reasons of simplicity, Phe in these groups is 1,4-phenylene,
PheL is a 1,4-phenylene group which is substituted by at least one group
L, with L being F, Cl, CN, NO₂ or an optionally fluorinated alkyl, alkoxy or
alkanoyl group with 1 to 4 C atoms, and Cyc is 1,4-cyclohexylene.

20	-Phe-Z ³² -Phe-	III-1
	-Phe-Z ³² -Cyc-	III-2
	-PheL-Z ³² -Phe-	III-3
	-PheL-Z ³² -Cyc-	III-4
	-Phe-Z ³² -PheL-	III-5
25	-Phe-Z ³¹ -Phe-Z ³² -Phe-	III-6
	-Phe-Z ³¹ -Phe-Z ³² -Cyc-	III-7
	-Phe-Z ³¹ -Phe-Z ³² -PheL-	III-8
	-Phe-Z ³¹ -PheL-Z ³² -PheL-	III-9
	-Phe-Z ³¹ -Cyc-Z ³² -Phe-	III-10
30	-Phe-Z ³¹ -Cyc-Z ³² -Cyc-	III-11
	-Phe-Z ³¹ -PheL-Z ³² -Phe-	III-12
	-PheL-Z ³¹ -Phe-Z ³² -Phe-	III-13
	-PheL-Z ³¹ -Phe-Z ³² -PheL-	III-14
	-PheL-Z ³¹ -PheL-Z ³² -Phe-	III-15
35	-PheL-Z ³¹ -PheL-Z ³² -PheL-	III-16

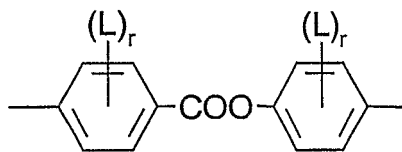
In these preferred groups Z^{31} and Z^{32} have the meaning given in formula III described above. Preferably Z^{31} and Z^{32} are -O-, -COO-, -OCO-, -CO-, -O-SO₂-, -SO₂-O-, -CH₂CH₂-, -CH=CH- or a single bond.

5 PheL in these preferred formulae is very preferably denoting 1,4-phenylene which is monosubstituted with L in the 2- or 3-position or disubstituted with L in the 2- and 3-position or in the 3- and 5-position, with L having each independently one of the meanings given above.

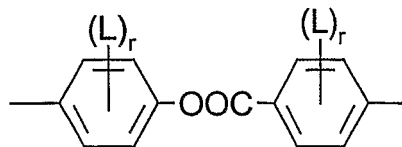
10 L is preferably F, Cl, CN, NO₂, CH₃, C₂H₅, OCH₃, OC₂H₅, COCH₃, COC₂H₅, CF₃, OCF₃, OCHF₂, OC₂F₅, in particular F, Cl, CN, CH₃, C₂H₅, OCH₃, COCH₃ and OCF₃, most preferably F, CH₃, OCH₃ and COCH₃.

MG in formula III particularly preferably has one of the following meanings

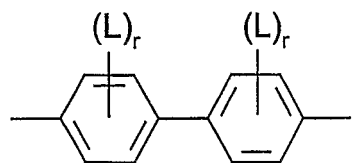
15



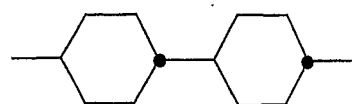
20



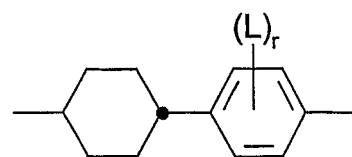
25

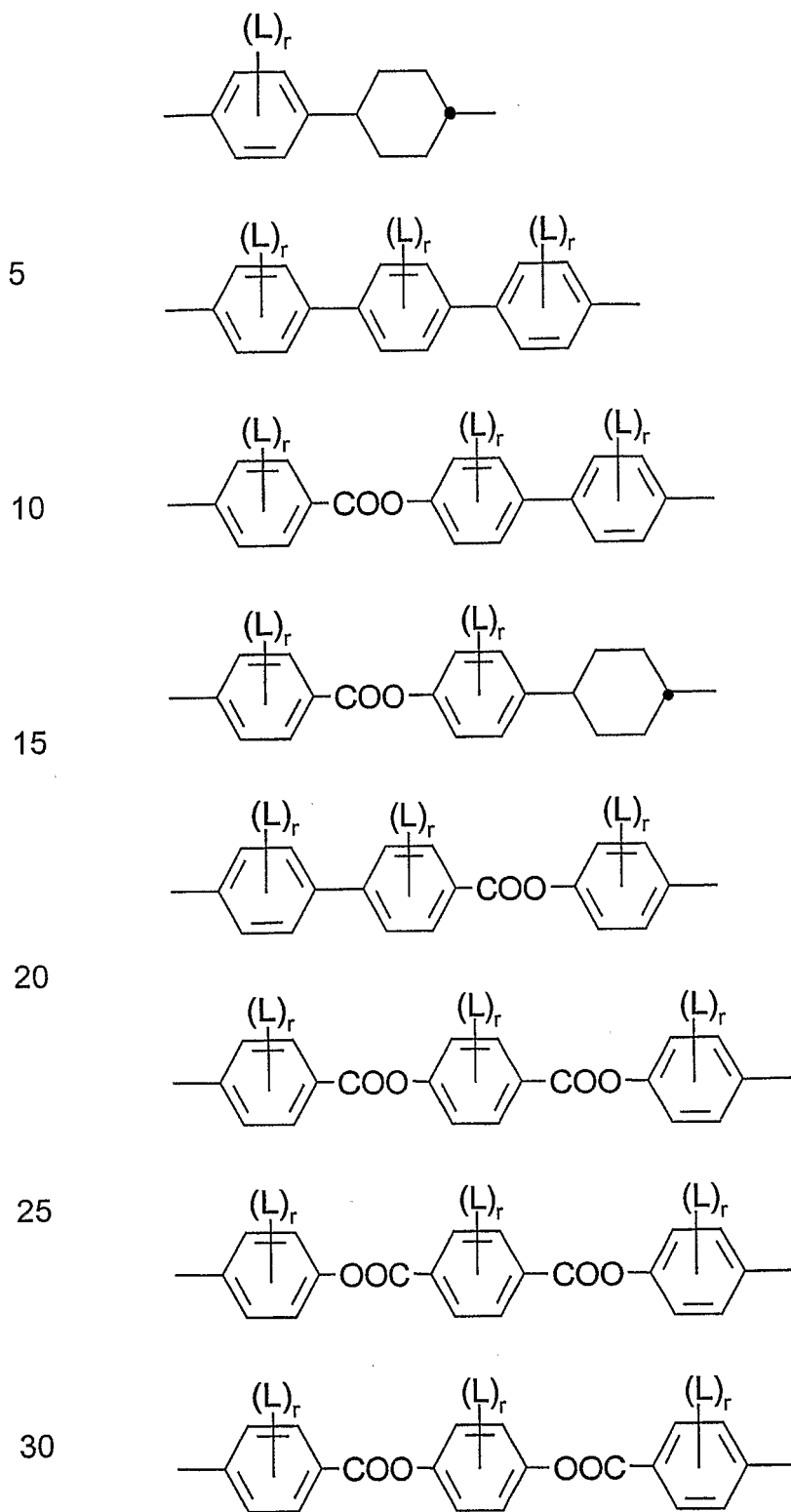


30

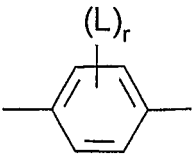
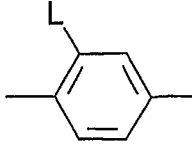
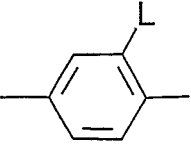
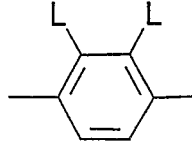
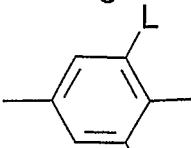


35





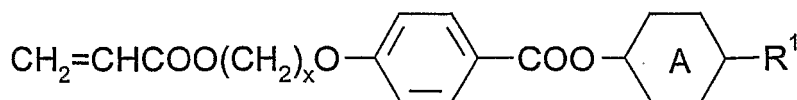
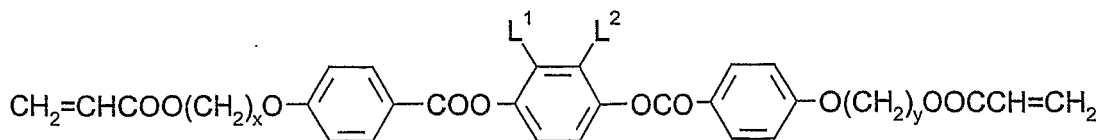
wherein L has the meaning given above and r is 0, 1 or 2.

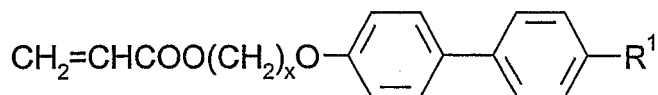
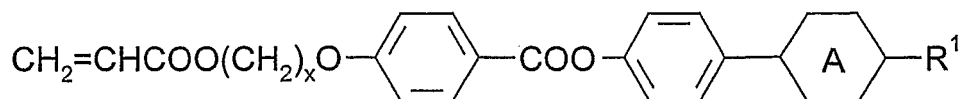
The group  in this preferred formulae is very preferably denoting ,  or , furthermore , with L having each independently one of the meanings given above, preferably -F.

R²¹ in these preferred compounds is particularly preferably CN, F, Cl, OCF₃, or an alkyl or alkoxy group with 1 to 12 C atoms or has one of the meanings given for P-(Sp-X)_n.

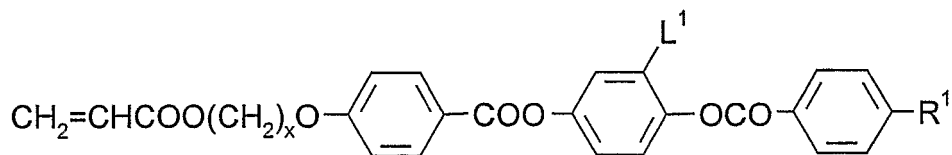
Typical examples representing polymerizable mesogenic compounds of the formula II can be found in WO 93/22397; EP 0 261 712; DE 195 04 224; DE 44 08 171 and DE 44 05 316. The compounds disclosed in these documents, however are to be regarded merely as examples that should not limit the scope of this invention.

Furthermore, typical examples representing polymerizable mesogenic compounds like those of formula II are shown in the following list of compounds, which is, however, to be understood only as illustrative without limiting the scope of the present invention:

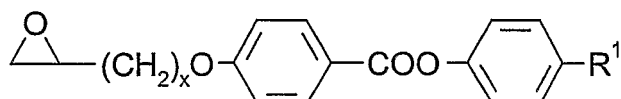
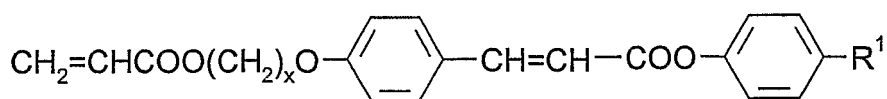




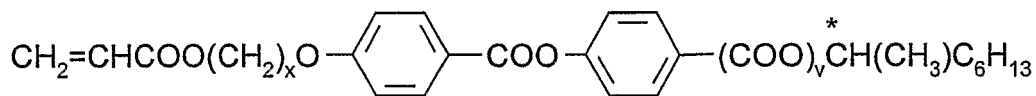
5



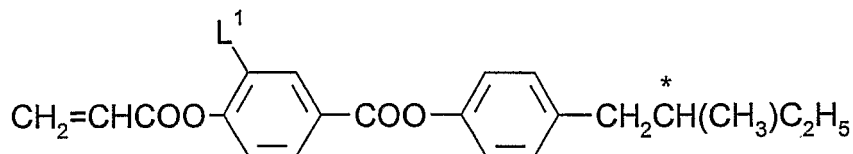
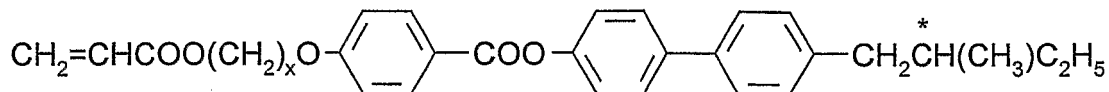
10



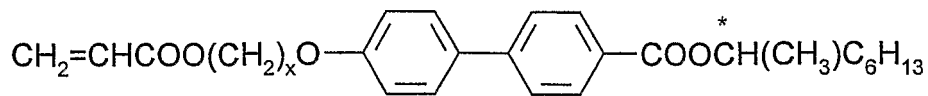
15



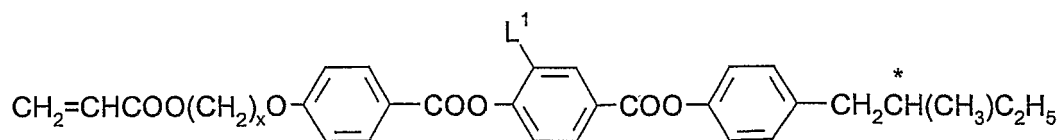
20



25

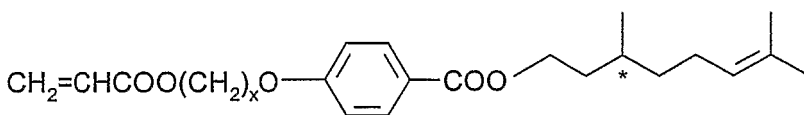
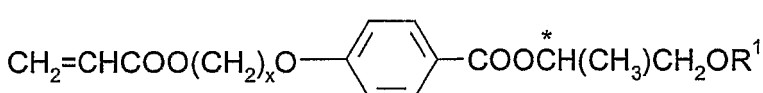
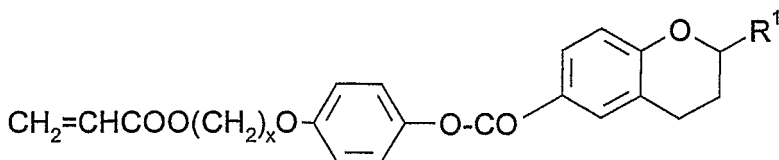
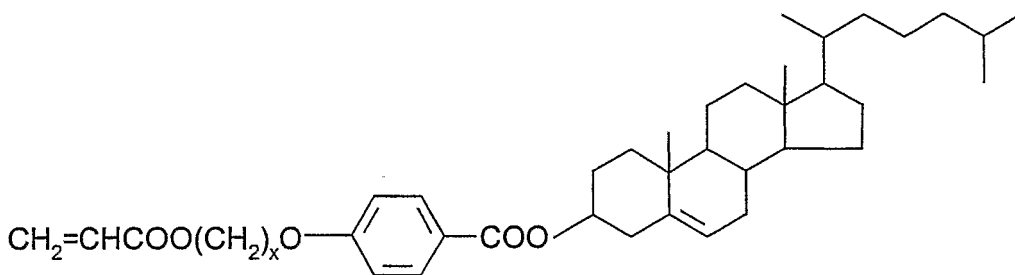
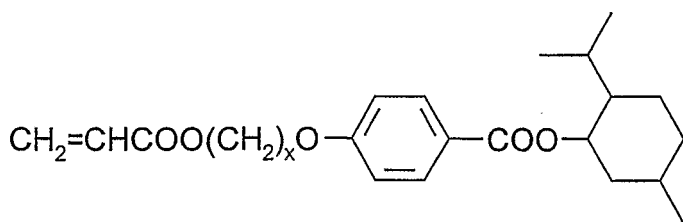


30



35

- 26 -

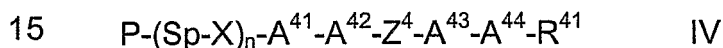


In these compounds x and y are each independently 1 to 12, v is 0 or 1, A is a 1,4-phenylene or 1,4-cyclohexylene group, R¹ is halogen, cyano or an optionally halogenated alkyl or alkoxy group with 1 to 12 C atoms and L¹ and L² are each independently H, F, Cl, CN or an optionally halogenated alkyl, alkoxy or alkanoyl group with 1 to 7 C atoms.

In a preferred embodiment the polymerizable mixture according to the invention further comprises at least one polymerizable and photoorientable compound. Photoorientable compounds are uniformly orientable by exposure to polarized electromagnetic radiation, especially linearly polarized light. Their orientation induces a co-operative alignment of the side groups and co-components to the same direction and a comparable degree of order. One known process is the photo-induced isomerization, e.g. of azo-groups, cinnamic acid ester groups or cinnamic acid amid

groups. Known photoorientable compounds and techniques are described e.g. by M. Schadt (Information Display 12, 1997, 14-18; Journal of the SID 5/4, 1997, 367-370 and literature cited therein) and in WO 00/34808. The orientation of these polymerizable and photoorientable compounds and of the other components of the polymerizable mixture is frozen by a
 5 subsequent polymerization and/or cross-linking, which is preferably induced by electromagnetic radiation and may be done simultaneously with the photoorientation process. An annealing of the thus photo-oriented, polymerized and/or cross-linked mixture, preferably above the glass transition temperature, can result in a significant amplification of the photo-
 10 induced anisotropy.

Preferred compounds which are polymerizable and photoorientable are denoted by the formula IV



wherein

P, Sp, X and n are defined as above,

20

R^{41} has one of the meanings given for R^1 ,

$A^{41}, A^{42},$
 A^{43}, A^{44}

25

are independently of each other 1,4-phenylene, wherein 1, 2, 3 or 4 H-atoms may be replaced by F or Cl,

A^{41}, A^{44}

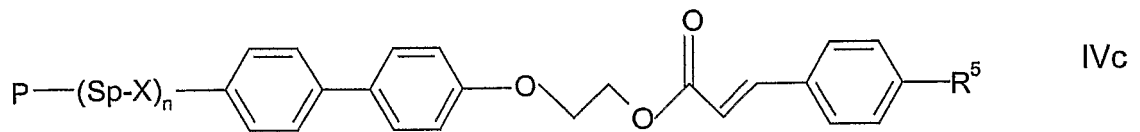
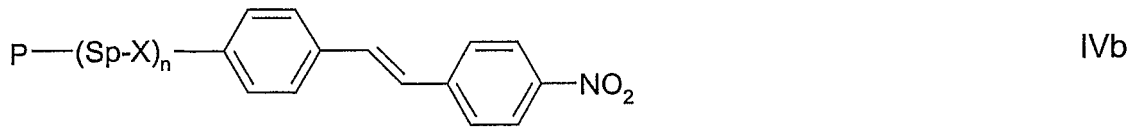
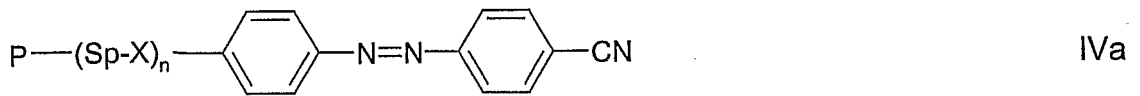
may in addition to the above given meaning denote independently of each other a single bond,

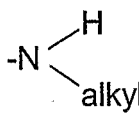
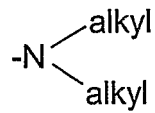
30

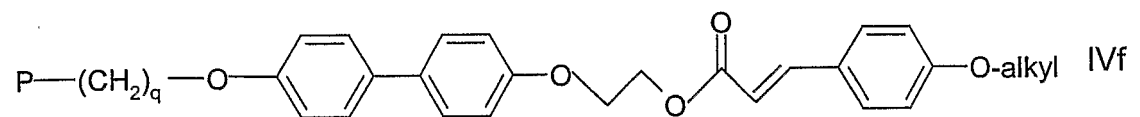
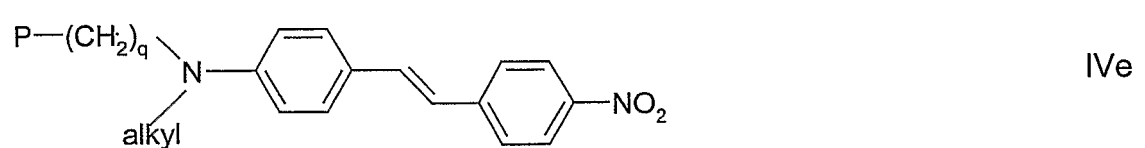
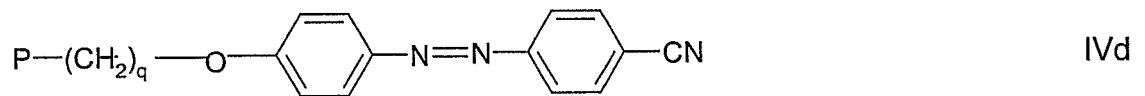
Z^4 is $-N=N-$, $-CH=CH-$ or $-(O)_{s1}-(CH_2)_{s2}-O-CO-CH=CH-$ with $s1$ being 0 or 1 and $s2$ being 0 to 6.

Especially preferred compounds of formula IV are selected from the following list of formulae

35



wherein R⁵ is -O-alkyl,  or 

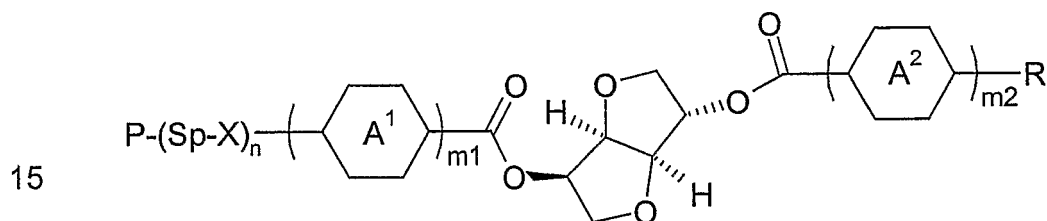


wherein q is 1 to 12.

The polymerizable mixture according to the invention preferably contains at least one photoinitiator, if the polymerization step is to be induced by actinic radiation, especially light in the UV or visible range.

Furthermore if a cross-linked polymer material is desired, the inventive polymerizable mixture may also comprise a non-mesogenic compound having two or more polymerizable functional groups.

5 The polymerizable mixture according to the invention may additionally contain one or more chiral compounds which comprise a group having at least one center of chirality. Especially suitable are those chiral compounds described in WO 98/42799, especially those of the formula I, wherein MG-R is selected according to formula IIa and IIb as disclosed in WO 98/42799 which is incorporated herein by reference. Particularly
10 preferred compounds are selected of the following formula



20 wherein the rings A^1 , A^2 are independently of each other 1,4-phenylene or 1,4-cyclohexylene, m_1 , m_2 are independently of each other 1 or 2 and R has one of the meanings of R^1 or denotes $-(X-Sp)_n-P$. Groups, e.g. A^1 , A^2 , X, Sp, P, occurring twice may have identical or different meanings.

25 Furthermore the polymerizable mixture may additionally contain one or more compounds having electron- and/or hole-transport properties. The addition of such compounds is especially useful in the preparation of electroluminescent polymer materials and devices. Besides the function as an emitter, the electroluminescent layer of such devices, e.g. OLEDs or backlights, may also have the function as an electron- and/or hole-transport layer. These electron- and/or hole-transport compounds may be
30 polymerizable or non-polymerizable.

Compounds with electron-transport capabilities are listed below, but are not limited to these examples:

35 2-(4-(1-Methyl-ethyl)-phenyl)-6-phenyl-4H-thiopyran-4-ylidene-

- 30 -

propanedinitril-1,1-dioxide

1,3-Bis(4-(4-diphenylamino)-phenyl-1,3,4-oxadiazol-2-yl)benzene

2-(4-Biphenyl)-5-(4-tertbutylphenyl)-1,2,3-oxadiazole

5

2-(4-Methylphenyl)-6-phenyl-4H-thiopyran-4-ylidene]-propanedinitril-1,1-dioxide

Compounds with hole-transport capabilities are listed below, but are not limited to these examples:

10

4,4',4''-Tris(carbazol-9-yl)-triphenylamine

1,3-Bis(4-(4-diphenylamino)-phenyl-1,3,4-oxadiazol-2-yl)benzene

1,1-Bis-(4-bis(4-methyl-phenyl)-amino-phenyl)-cyclohexane

15

N,N,N',N'-Tetrakis(4-methylphenyl)-benzidine

N,N,N',N'-Tetrakis(3-methylphenyl)-benzidine

4,4'-Bis(dibenz-azepin-1-yl)-biphenyl

20

N,N'-Bis-(3-methylphenyl)-N,N'-bis-(phenyl)-benzidine

N,N,N',N'-Tetraphenylbenzidine

N,N'-Bis-(4-methylphenyl)-N,N'-bis-(phenyl)-benzidine

4,4'-Bis(carbazol-9-yl)-biphenyl

25

N,N'-Di-(4-methyl-phenyl)-N,N'-diphenyl-1,4-phenylenediamine

4-(2,2-Bisphenyl-ethen-1-yl)-triphenylamine

N-(Biphenyl-4-yl)-N,N-bis(3,4-dimethyl-phenyl)-amine

30

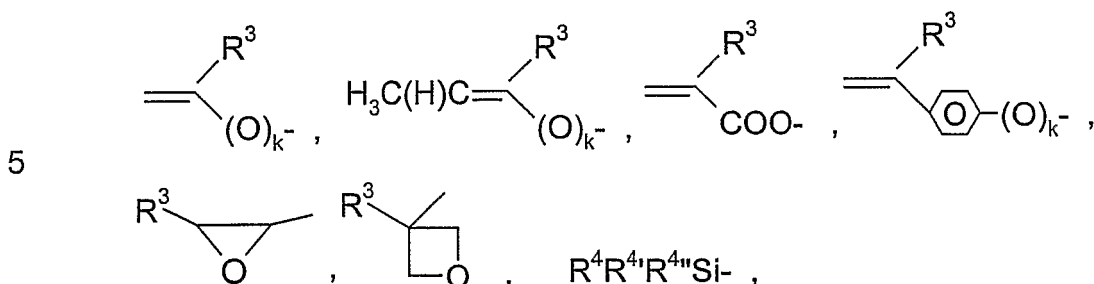
N-Biphenyl-N-phenyl-N-(3-methylphenyl)-amine

4,4',4''-Trismethyl-triphenylamine

In the following, preferred meanings of groups and substituents are described.

35

P is preferably selected from the following groups



10 wherein

R^3 is H, Cl or alkyl with 1 to 5 C-atoms, preferably methyl, ethyl or n-propyl,

15 R^4 , R^4' , R^4'' are independently of each other -Cl, -O-alkyl and/or -O-CO-alkyl with alkyl having 1 to 5 C-atoms and

k is 0 or 1.

20 P is particularly preferably a vinyl group, an acrylate group, a methacrylate group, a propenyl ether group or an epoxy group, very particularly preferably an acrylate or methacrylate group.

A preferred meaning of R^1 , R^2 , R^{21} and/or R^{41} is alkyl, alkoxy and oxaalkyl.

25 An alkyl-radical may be straight-chain, branched or cyclic. It is preferably straight-chain, has 2, 3, 4, 5, 6, 7 or 8 carbon atoms and accordingly is preferably ethyl, propyl, butyl, pentyl, hexyl, heptyl or octyl, furthermore methyl, nonyl, decyl, undecyl, dodecyl, tridecyl, tetradecyl or pentadecyl,
 30 for example.

An alkoxy-radical, i.e. where the terminal CH_2 group is replaced by -O-, may be straight-chain, branched or cyclic. It is preferably straight-chain, has 2, 3, 4, 5, 6, 7 or 8 carbon atoms and accordingly is preferably ethoxy,
 35 propoxy, butoxy, pentoxy, hexoxy, heptoxy or octoxy, furthermore

methoxy, nonoxy, decoxy, undecoxy, dodecoxy, tridecoxy or tetradecoxy, for example.

A preferred oxaalkyl-radical, i.e. where one CH₂ group is replaced by -O-, is preferably straight-chain 2-oxapropyl (=methoxymethyl), 2-
5 (=ethoxymethyl) or 3-oxabutyl (=2-methoxyethyl), 2-, 3- or 4-oxapentyl, 2-, 3-, 4- or 5-oxahexyl, 2-, 3-, 4-, 5- or 6-oxaheptyl, 2-, 3-, 4-, 5-, 6- or 7-oxaoctyl, 2-, 3-, 4-, 5-, 6-, 7- or 8-oxanonyl or 2-, 3-, 4-, 5-, 6-, 7-, 8- or 9-oxadecyl, for example.

10 In the compounds of formula I, II and IV R¹, R², R²¹ and/or R⁴¹ may be an achiral or a chiral group.

Preferred chiral groups are 2-butyl (=1-methylpropyl), 2-methylbutyl, 2-methylpentyl, 3-methylpentyl, 2-ethylhexyl, 2-propylpentyl, 2-octyl, in
15 particular 2-methylbutyl, 2-methylbutoxy, 2-methylpentoxy, 3-methylpentoxy, 2-ethylhexoxy, 1-methylhexoxy, 2-octyloxy, 2-oxa-3-methylbutyl, 3-oxa-4-methylpentyl, 4-methylhexyl, 2-nonyl, 2-decyl, 2-dodecyl, 6-methoxyoctoxy, 6-methyloctoxy, 6-methyloctanoyloxy, 5-methylheptyloxycarbonyl, 2-methylbutyryloxy, 3-methylvaleryloxy, 4-
20 methylhexanoyloxy, 2-chloropropionyloxy, 2-chloro-3-methylbutyryloxy, 2-chloro-4-methylvaleryloxy, 2-chloro-3-methylvaleryloxy, 2-methyl-3-oxapentyl, 2-methyl-3-oxahexyl, 1-methoxypropyl-2-oxy, 1-ethoxypropyl-2-oxy, 1-propoxypropyl-2-oxy, 1-butoxypropyl-2-oxy, 2-fluorooctyloxy, 2-fluorodecyloxy, for example.

25 In addition, mesogenic compounds of the formula I, II and IV containing an achiral branched group R¹, R², R²¹ and/or R⁴¹ can be of importance as comonomers, for example, as they reduce the tendency towards crystallization. Branched groups of this type generally do not contain more
30 than one chain branch. Preferred branched groups are isopropyl, isobutyl (=methylpropyl), isopentyl (=3-methylbutyl), isopropoxy, 2-methylpropoxy and 3-methylbutoxy.

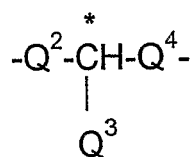
35 As for the spacer group Sp in formula I, II and IV all groups can be used that are known for this purpose to the skilled in the art. The spacer group Sp is

preferably linked to the polymerizable group P by an ester or ether group or a single bond. The spacer group Sp is preferably a linear or branched alkylene group having 1 to 20 C atoms, in particular 1 to 12 C atoms, in which, in addition, one or more non-adjacent CH₂ groups may be replaced by -O-, -S-, -NH-, -N(CH₃)-, -CO-, -O-CO-, -CO-O-, -O-CO-O-, -SO₂-O-,
 5 -O-SO₂-, -CH(halogen)-, -CH(CN)-, -CH=CH- or -C≡C-.

Typical spacer groups Sp are for example -(CH₂)_o-, -(CH₂CH₂O)_r-CH₂CH₂-,
 -CH₂CH₂-S-CH₂CH₂- or -CH₂CH₂-NH-CH₂CH₂-, with o being an integer
 10 from 2 to 12 and r being an integer from 1 to 3.

Preferred spacer groups Sp are ethylene, propylene, butylene, pentylene,
 hexylene, heptylene, octylene, nonylene, decylene, undecylene,
 dodecylene, octadecylene, ethyleneoxyethylene, methyleneoxybutylene,
 ethylene-thioethylene, ethylene-N-methyl-iminoethylene and 1-
 15 methylalkylene, for example.

In one embodiment of the invention the polymerizable compounds of
 formula I, II and/or IV comprise a spacer group Sp that is a chiral group of
 the formula V:



V

25 wherein

Q² is an alkylene or alkylene-oxy group with 1 to 10 C atoms or a single
 bond,

30 Q³ is halogen, a cyano group or an alkyl or alkoxy group with 1 to 4 C
 atoms,

35 Q⁴ is an alkylene or alkylene-oxy group with 1 to 10 C atoms or a single
 bond, being different from Q².

In particular preferred are compounds of formula I, II and IV wherein n is 1.

In the event that the compounds of formula I, II and/or IV contain a group, like P-Sp-X- or alkyl, twice or more times these groups may be identical or different.

The polymerizable compounds of formula I and II as disclosed in the foregoing and the following can be prepared by methods which are known per se and which are described in the documents cited above and, for example, in standard works of organic chemistry such as, for example, Houben-Weyl, Methoden der organischen Chemie, Thieme-Verlag, Stuttgart. Further methods of preparation can be taken from the examples.

The luminescent polymer material according to the invention is obtainable by polymerizing an inventive polymerizable mixture.

Two different types of luminescent polymer materials may be distinguished. In the first kind of luminescent polymer materials the luminescent chromophor units, also denoted as lumophor units or fluorophor units in the case of fluorescence, are just contained in a polymer matrix serving as a host, with no chemical bonds formed between the lumophor units and the polymer chains. The second kind of luminescent polymer materials shows lumophor units being chemically bound to the polymer chains. Here the lumophor units are part of the main chains and/or the side chains. Luminescent polymer materials according to this invention are preferably such of the second kind. In addition to the lumophor unit or units being part of the main chain and/or side chains, it is possible that further lumophor units are just contained in the polymer matrix without any chemical bonds to the polymer chains.

Preferably such a material is obtainable by a process comprising the following steps:

a) forming a thin layer of the polymerizable mixture,

- 35 -

b) aligning the molecules of the compounds of the mixture in the thin layer into a uniform orientation or a patterned orientation such that in each pattern the orientation is uniform,

c) polymerizing said polymerizable material.

5

Especially suitable for this process are polymerizable mixtures comprising at least one polymerizable mesogenic compound according to the invention.

10

Preferably the step a) is performed by coating a thin layer of the polymerizable mixture onto a carrier material or onto a substrate or between two substrates. The thin film has preferably a thickness in the range of 1 μm to 5 mm, especially 1 μm to 1 mm, most preferably in the range of 2 μm to 500 μm . If one or two substrates are used, after the polymerizing step c) one or both substrates are removed preferably.

15

Advantageously the carrier material and/or the substrate are transparent, at least in the wavelength range of the excitation and/or emission of the luminescent polymer material. By this procedure a luminescent polymer film of the above thickness is obtained, which may be structured or unstructured. The structuring may be achieved by applying the luminescent polymer material on a patterned substrate or the material or the film is patterned by known techniques like lithography.

20

25

The orientation is achieved by known orientation techniques, like those mentioned in the introduction. A preferred technique is the photo-orientation, e.g. described by M. Schadt as cited above. If a photo-orientation step is applied, those polymerizable mixtures are preferred comprising at least one polymerizable and photoorientable compound according to the invention. Also the technique described in WO 00/34808 to manufacture layers of cholesterically ordered polymer material is applicable.

30

The polymerizing step c) is preferably done by exposure of the oriented thin layer to heat or to actinic radiation.

35

The polymer chains may be in part or totally cross-linked. In the curing process the polymerizable groups of the aligned material react to form a crosslinked polymer film. Thereby the orientation is frozen in. The polymerization can be carried out for example by exposure to UV light with the help of a photoinitiator that decomposes under irradiation to produce
5 free radicals that start the polymerization reaction. In another preferred embodiment a cationic photoinitiator is used that photocures with cations instead of free radicals. The polymerization may also be started by an initiator that decomposes when heated above a certain temperature.

10 To exclude oxygen that may inhibit the free radical polymerization, a layer, e.g. comprising PET, may be laminated on top of the thin layer, or alternatively the curing can be carried out under a nitrogen atmosphere. When using a cationic photoinitiator oxygen exclusion is not needed, but water should be excluded.

15 As described above, it may be advantageous to anneal the polymer material, especially above the glass transition temperature of the material, in order to amplify the anisotropy and thus to yield a higher dichroitic ratio. The annealing is preferably performed between one hour and several
20 days, especially 2 hours up to 3 days.

These methods, however are only to be understood as examples that should not limit the scope of the invention. The person skilled in the art can easily find other suitable ways to carry out the polymerization.

25 Since the mixture may contain both polymerizable components with one (monofunctional) and with two or more polymerizable groups (multifunctional), polymerization and crosslinking are carried out in the same process.

30 By varying the concentration of the multifunctional mesogenic or non mesogenic components the crosslink density and thereby the product properties, such as the glass transition temperature, the temperature dependence of the optical properties, the thermal and mechanical stability
35 and the solvent resistance can be tuned easily.

The luminescent polymer material according to the invention may be used for the manufacture of pigment flakes. The obtained luminescent polymer film is grinded into small particles of the desired dimensions to obtain luminescent pigment flakes. If according to step a) a carrier material is coated, preferably a platelet shaped carrier material is chosen. As carrier material for example natural or synthetic mica (muscovite or phlogopite), kaoline, talc, silica flakes, glass flakes or mixtures of two or more of these materials can be used. In a preferred embodiment of the present invention mica is used as carrier material. A detailed description of the manufacture of pigment flakes, their characteristics and their use is given in the WO 98/42799 which is incorporated by reference. One or more compounds of formula I according to this invention may be used instead of or in addition to compounds of formula I*, as described in WO 98/42799 and in the prior art section of this application.

The luminescent polymers according to the invention and products made thereof may be used in display devices mentioned in the introduction. Furthermore they may be used in an electrooptic color display e. g. according to US 4,822,144 or WO 00/57239, where a backlight, switching elements and a luminescent pattern are combined.

The complete disclosure of all applications, patents and publications mentioned hereinbefore and hereinafter is introduced into this application by way of reference.

From the foregoing description, one skilled in the art can easily ascertain the essential characteristics of this invention, and without departing from the spirit and scope thereof, can make various changes and modifications of the invention to adapt it to various usages and conditions.

Without further elaboration, it is believed that one skilled in the art can, using the preceding description, utilize the present invention to its fullest extent. The following examples are, therefore, to be construed as merely illustrative and not limitative of the remainder of the disclosure in any way whatsoever.

5 In the foregoing and in the following examples, unless otherwise indicated, all temperatures are set forth uncorrected in degrees Celsius and all parts and percentages are by weight. The dichroitic ratio R is the ratio E_p / E_s of the extinction E_p , where the wave vector of the incident linearly polarized light is parallel to the direction of the orientation of the molecules, to the extinction E_s , where the wave vector of the incident linearly polarized light is perpendicular to the direction of the orientation of the molecules. The dichroitic ratio is a measure of the anisotropy of the polymer material.

10

Examples

15 The following examples are set forth to further illustrate the present invention and should not be construed as limiting the spirit or scope of the invention.

20

25

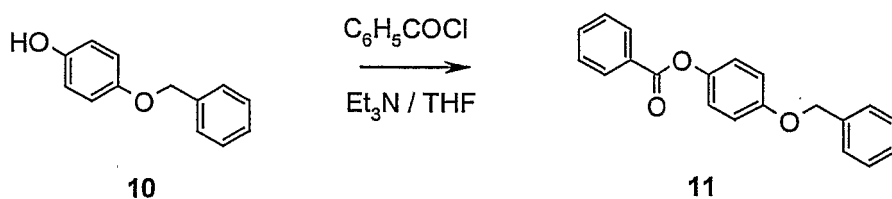
30

35

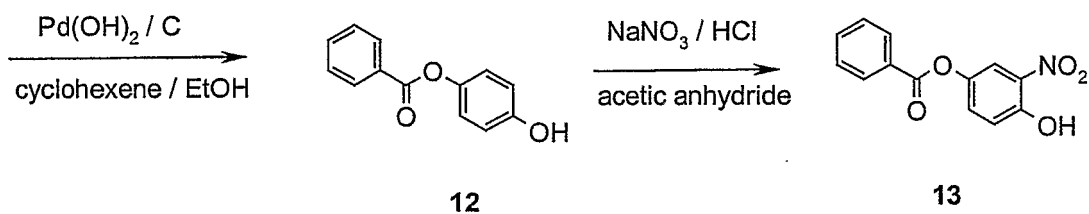
Example 1

Synthesis of 5-(6-methacryloyloxyhexyloxy)-2-(4'-cyanophenyl)benzoxazole

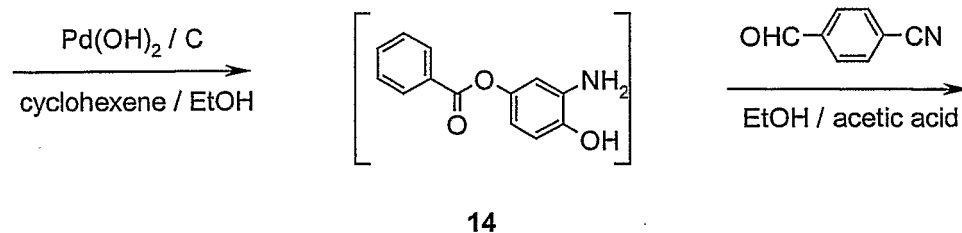
5



10

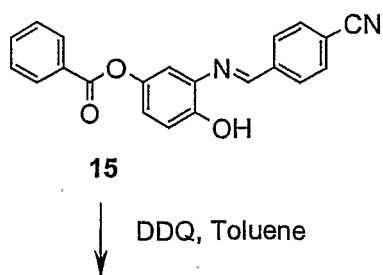


15



20

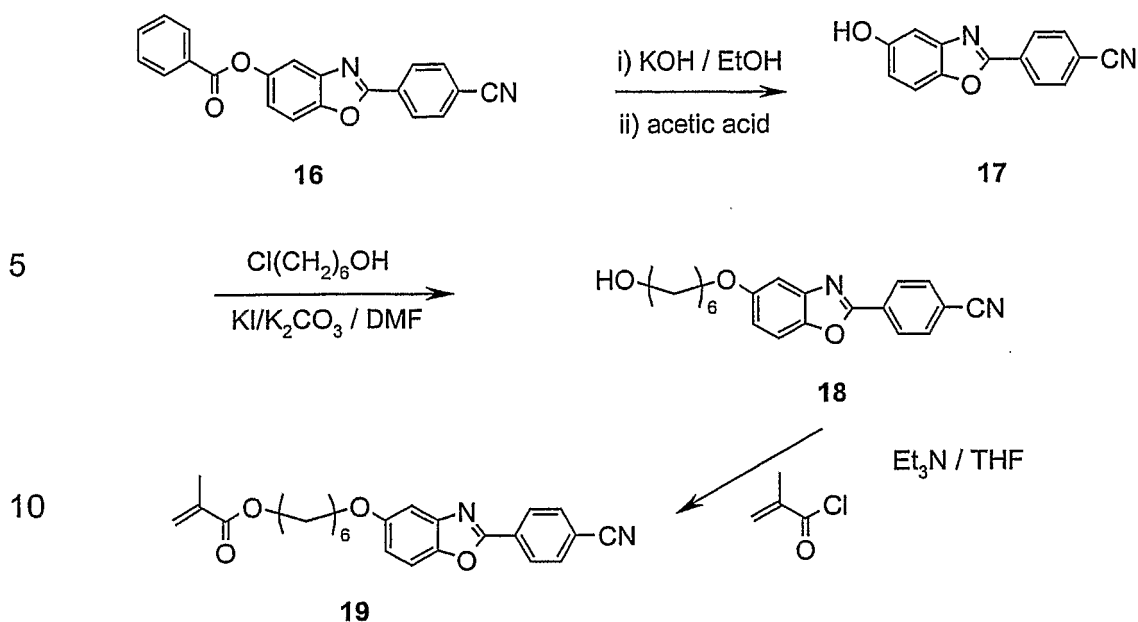
25



30

35

- 40 -



1.1 Synthesis of 4-hydroxy-3-nitrophenyl benzoate 13

7 ml benzoyl chloride were added dropwise to a solution of 4-benzyloxyphenol **10** (0.05 mol) and triethylamine (0.06 mol) in dry tetrahydrofuran at room temperature. The resulting mixture was stirred for 30 min and then the precipitate filtered off. The solution was washed with a saturated Na₂CO₃ solution (2 x 100 ml) and water (3 x 100 ml) dried over MgSO₄, and evaporated to dryness to yield 4-benzyloxyphenyl benzoate **11** as a white solid. Pd(OH)₂ on carbon (3.9 g) was gradually added under argon to a boiling mixture of 4-benzyloxyphenyl benzoate **11** (0.04 mol) in absolute ethanol (170 ml) and cyclohexene 85 ml). After 2 h the reaction was cooled down to room temperature, filtered and evaporated under vacuum to give 4-hydroxyphenyl benzoate **12** as a white solid. A solution of 4-hydroxyphenyl benzoate **12** (0.04 mmol) in dichloromethane (94 ml) and diethyl ether (189 ml) was added to a stirred solution of NaNO₃ (0.04 mol) in concentrated HCl (35.4 ml) and H₂O (47 ml) at room temperature. Then, acetic anhydride (0.6 ml) was added and the reaction kept on stirring for 4 h. The organic phase was separated and the aqueous layer extracted with diethyl ether (2 x 60 ml). The combined organic layers were

dried over MgSO₄ and the solvent eliminated under reduced pressure. The resulting solid recrystallized from ethanol to give 4-hydroxy-3-nitrophenyl benzoate **13** as a spongy yellow solid.

1.2 Synthesis of the intermediate imine **15**

5

The *ortho*-nitrophenol **13** was dissolved in absolute ethanol and cyclohexene (about 45 ml per gram of the nitroderivative) with stirring. Once to the boiling temperature, Pd(OH)₂ on carbon (about 30 % of nitroderivative weight) was added under argon. After consumption of the starting material (about 4 h), the reaction was cooled down to room temperature and filtered. The solvent was removed under vacuum to give the *ortho*-aminophenol **14** as an oil. This oil, without further purification, was dissolved in absolute ethanol and added under argon to a solution of the appropriate 4-substituted benzaldehyde in absolute ethanol. The mixture was heated to reflux temperature with acetic acid (catalytic amount) and stirred for 12 h. The resulting solution was then concentrated and recrystallized from absolute ethanol giving the corresponding imine **15**.

10

15

20

1.3 Synthesis of 5-benzoyloxy-2-(4'-cyanophenyl)benzoxazole **16**

2,3-dichloro-5,6-dicyano-1,4-benzoquinone (DDQ) (12.00 mmol) was added gradually to a solution of the imine **15** (6.00 mmol) in toluene (200 ml) heated to reflux temperature. After 2 h, the reaction was cooled to room temperature and a saturated NaHCO₃ solution (200 ml) was added. The mixture was extracted with dichloromethane (4 x 100 ml) and the combined organic layers washed with water (4 x 100 ml) and dried over MgSO₄. After concentrating the solution under vacuum, the compound was purified on silica gel.

25

30

35

1.4 Synthesis of 2-(4'-cyanophenyl)-5-hydroxybenzoxazole 17

A solution of KOH (200 mg in 5 ml of water) was added dropwise to a solution of 5-benzoyloxy-2-(4'-cyanophenyl)benzoxazole **16** (3.67 mmol) in tetrahydrofuran (100 ml) and 96 % ethanol (25 ml) at room temperature. After stirring for 2 h, a large volume of water was added and the resulting mixture was neutralized with acetic acid. Tetrahydrofuran was removed under reduced pressure in order to precipitate 2-(4'-cyano)phenyl-5-hydroxybenzoxazole **17**.

1.5 Synthesis of 2-(4'-cyanophenyl)-5-(6-hydroxyhexyloxy)benzoxazole 18

A mixture of 2-(4'-cyanophenyl)-5-hydroxybenzoxazole **17** (3.2 mmol), 6-chloro-1-hexanol (3.52 mmol), K₂CO₃ (4.8 mmol) and KI (0.64 mmol) in DMF (100 ml) was maintained at reflux temperature for 4 h. Once to room temperature, water was added and the reaction mixture extracted with hexane/ethyl acetate (1:2). The combined organic extracts were washed with water, dried, evaporated and recrystallized.

1.6 Synthesis of 5-(6-methacryloyloxyhexyloxy)-2-(4'-cyanophenyl) benzoxazole 19

Methacryloyl chloride (2.2 mmol) was added to a solution of 2-(4'-cyanophenyl)-5-(6-hydroxyhexyloxy)benzoxazole **18** (1.49 mmol), triethylamine (2.96 mmol) and 2,6-di-*tert*-butyl-4-methylphenol (3 mg) in THF (50 ml) at 50°C under argon. After 24 h, 10 % NH₄Cl aqueous solution (50 ml) was added. The mixture extracted with DCM and the combined organic extracts washed with water, dried, evaporated and recrystallized (melting point = 89°C).

A solution of the product **19** in THF shows:

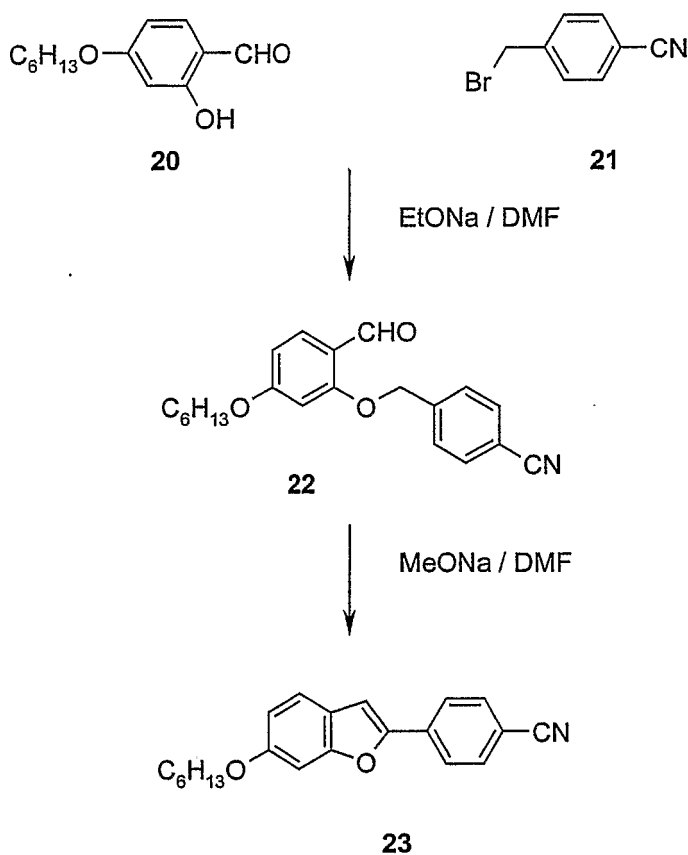
$\lambda_{\max} = 336 \text{ nm}$ (excitation), $\lambda_{\text{fl}} = 442 \text{ nm}$ (fluorescence).

Example 2

5

Synthesis of 2-(4'-cyanophenyl)-5-hexyloxybenzofurane

10



15

20

25

A solution of 4-hexyloxy-2-hydroxybenzaldehyde **20**

(13.5 mmol) in dry DMF (12 ml) was added to a solution of sodium (15 mmol) in absolute ethanol (9.5 ml). After stirring for

30

20 min, 4-cyanobenzyl bromide **21** (15 mmol) in dry DMF (10 ml) was added and the mixture heated to reflux for 4 h.

Ethanol was eliminated under reduced pressure and the resulting solution poured into ice/water (60 g) and methanol (20 ml).

The resulting white precipitate was isolated by filtration, thoroughly washed with water and dried. The solid was

35

- 44 -

identified as 2-(4'-cyanobenzoyloxy)-4-hexyloxybenzaldehyde (7.85 g, 86 %). A solution of 2-(4'-cyanobenzoyloxy)-4-hexyloxybenzaldehyde **22** (4.45 mmol) in dry DMF (10 ml) was added to a solution of sodium (4.6 mmol) in methanol (2 ml). The mixture was stirred at reflux temperature of 1 h. After cooling to room temperature, methanol was added (20 ml). The crude white precipitate was filtered and purified by flash column chromatography on silica gel using hexane/ethyl acetate (9:1) as eluant to yield the required 2-(4'-cyanophenyl)-5-hexyloxy-benzofurane **23**.

A solution of the product **23** in THF showed absorption bands at 208 nm and 344 nm and fluorescence at 409 nm.

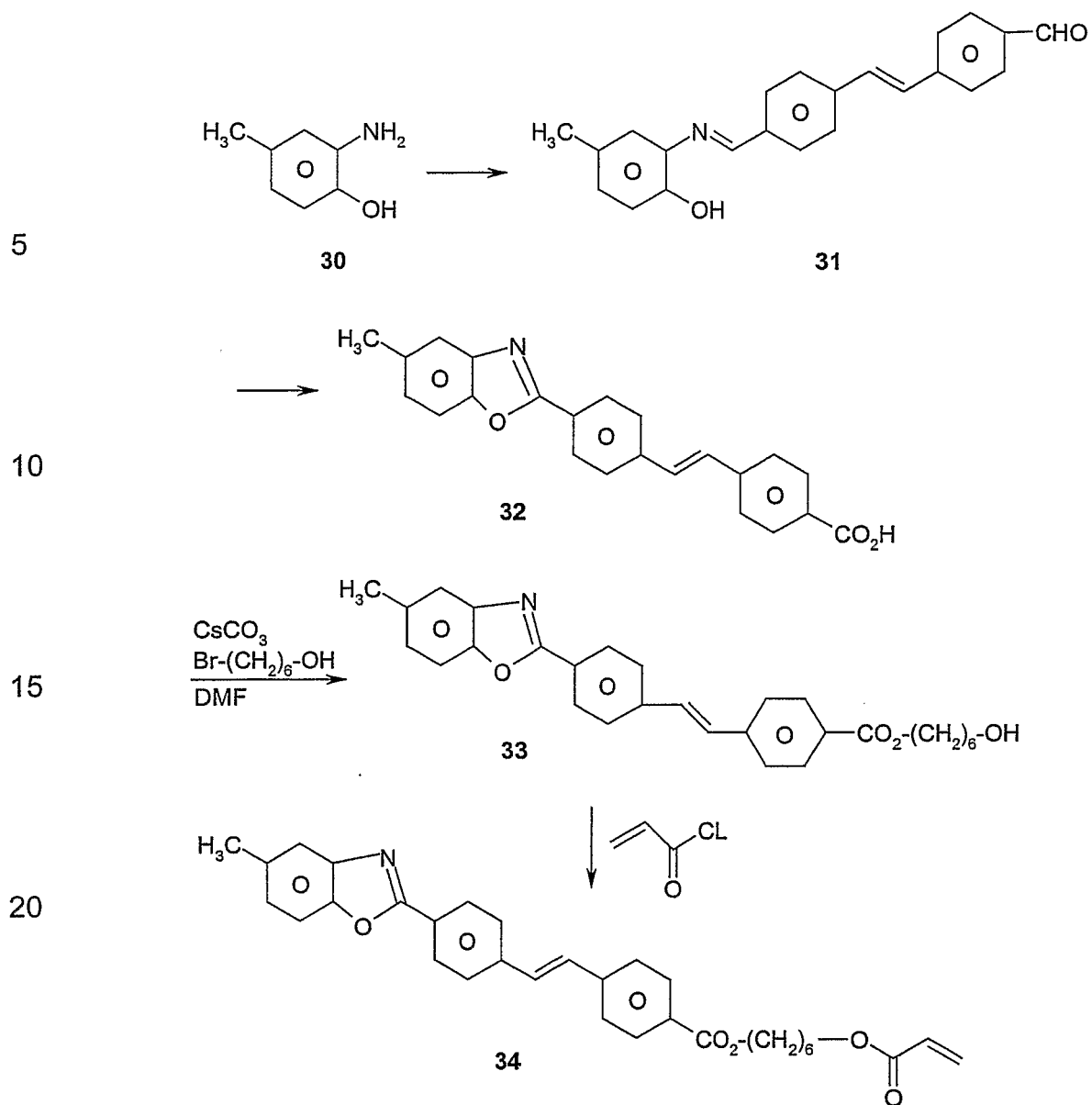
The product **23** may be transformed into a polymerizable compound by methods known to the one skilled in the art, e.g. by cleavage of the hexylether and synthesis steps in analogy to the examples 1.5 and 1.6.

Example 3

Synthesis of the benzoxazole derivative **34**

Starting from 2-Amino-1-hydroxy-4-methylbenzene **30**, the benzoxazole derivative **34** is synthesized in an analogous manner to the reaction steps 1.2 to 1.6 (compounds **14** to **19**) in example 1 above.

- 45 -

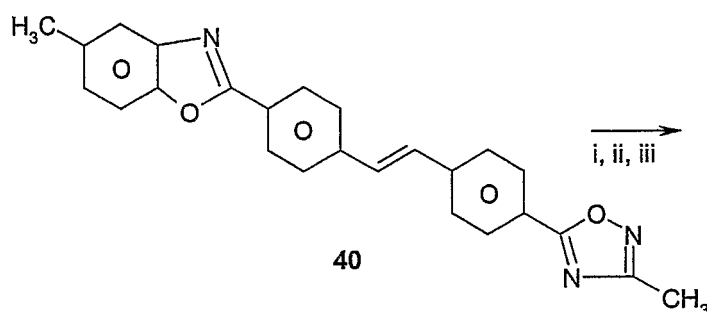


A solution of the product **34** in the mixture M2, as defined below, shows an absorption band at 370 nm and an emission band at 445 nm with a dichroitic ratio $R = 12$.

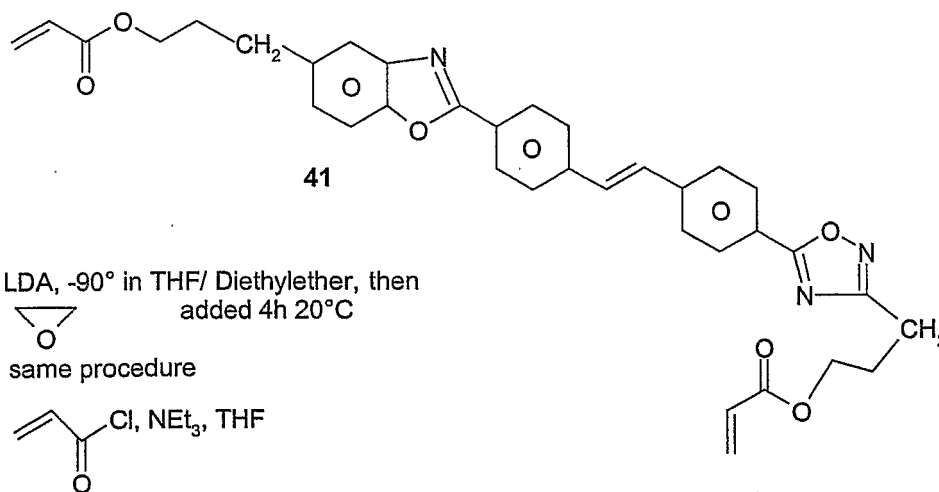
Example 4**Synthesis of the benzoxazole diacrylate 41**

5 Starting from the benzoxazole compound **40**, which can be synthesized in analogy to examples 1 and 3, the benzoxazole diacrylate **41** is obtained according to the following scheme:

10

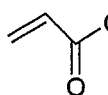


20



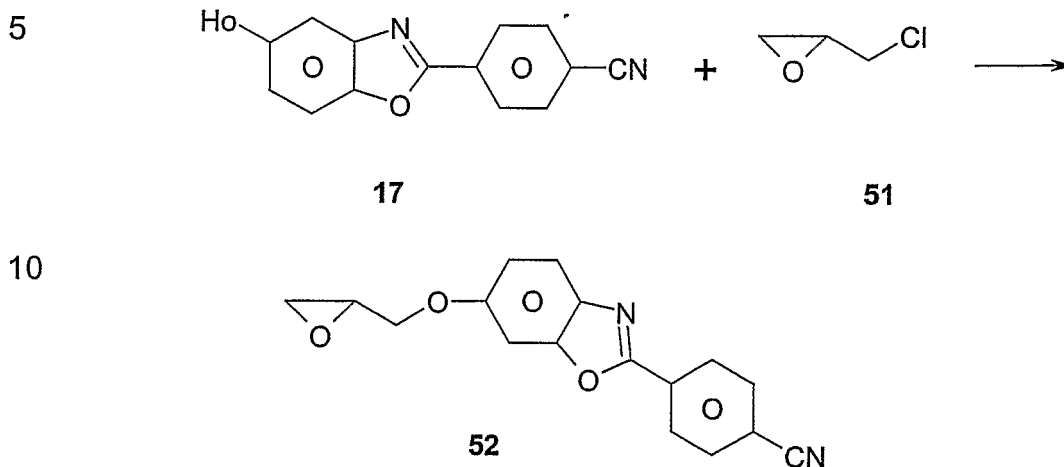
i LDA, -90° in THF/ Diethylether, then
added 4h 20°C

ii same procedure

iii  Cl, NEt₃, THF

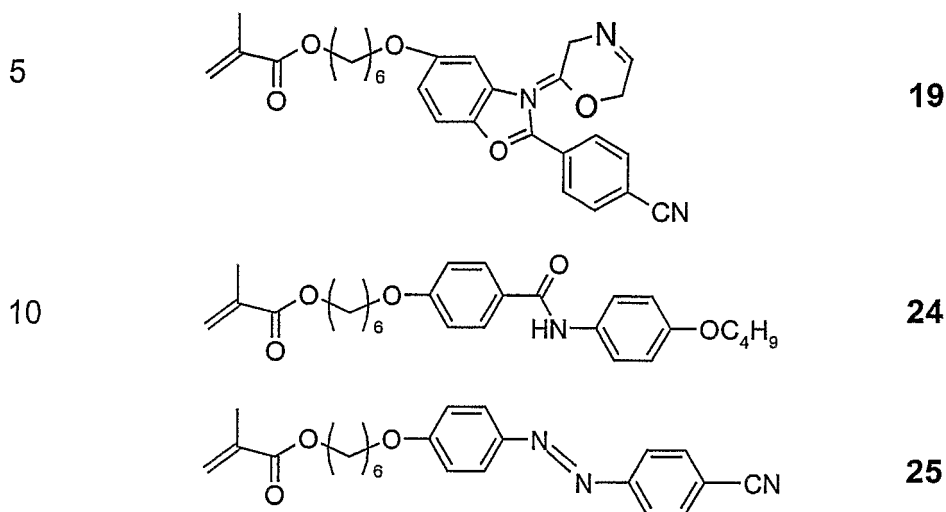
30

35

Example 5**Synthesis of 5-Glycidyloxy-2-(-4'-cyanophenyl)-benzoxazole 52**

0.05 mol of the benzoxazole **17** (synthesis given in example 1) and 0.05 mol of epichlorohydrin **51** were added to a suspension of powdered KOH (0,1 mol) in 50 ml of tetrahydrofuran. After 16 hours of stirring at room temperature (20°C) and heating 4 hours to reflux the reaction mixture was poured into water. After separation of the organic phase and extraction of the water phase with ethylacetate the combined organic layers were dried and evaporated to yield **52**.

A solution of the product **52** in the mixture M1, as defined below, shows an absorption band at 341 nm and an emission band at 449 nm with a dichroic ratio $R = 3$.

Example 6**Synthesis of a copolymer**

15

A mixture consisting of 70 weight-% of the liquid crystal matrix forming monomer **24** (R. Ruhmann et al., *Acta Polymer*, 41, 1990, 492-497), 15 weight-% of the photo-orientable monomer **25** (S. Czaplá et al., *Makromol Chem.*, 194, 1993, 243-250) and 15 weight-% of the luminescent monomer **19** (synthesized as above) was prepared by dissolving them under argon in freshly distilled DMF or THF (approximately 10 weight-%).

25

The solution was degassed by several vacuum/argon cycles and heated to 70°C. Then, AIBN (azo-bis-isobutyronitrile) (1-5 % weight ratio) was added and the solution stirred for at least 48 h. The polymer was precipitated by pouring the reaction mixture over cold 96 % ethanol or ether and filtered. Purification was carried out either by dissolving the polymer (in DCM or chloroform) and precipitating it (in ethanol, methanol or diethyl ether) or by extraction in a Soxhlet apparatus. The final polymer

30

was dried under vacuum at 40°C for 24 h.

35

The resulting copolymer (molecular weight approx. 6000) showed two absorption bands at 283 nm and 350 nm and a

- 49 -

blue fluorescence ($\lambda_{fl} = 438$ nm at $\lambda_{exc} = 335$ nm). The emission spectra were recorded of an approx. 10^{-6} M solution in THF by excitation at the maximum absorbance.

5 A smectic A phase was observed ($T_g = 39^\circ\text{C}$, $T_i = 107^\circ\text{C}$, wherein T denotes the transition temperature from the glass (g) to a mesophase and from a meso to the isotropic (i) phase).

10 Furthermore a spin-coated film (2000 rpm, 30 sec) was prepared from a THF solution of the copolymer (0.15 mmol). The film was stored for at least one day. The irradiation was carried out using polarized light of an Ar laser at 365 nm (43 mW/cm²). The time of exposure was 5 min. After the irradiation procedure the film was annealed at 90°C in the liquid crystalline state for 3 days. The copolymer film showed a dichroitic ratio R of 2.5 at 366 nm.

15

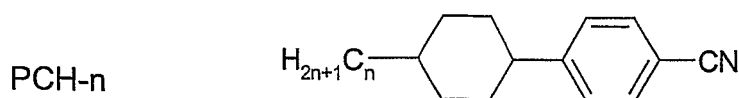
Example 7

20 Composition of the liquid crystalline medium M1

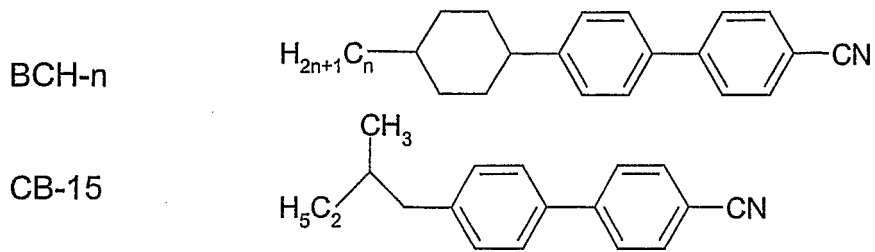
The mixture M1 consists of the following components:

PCH-3	12 % weight
PCH-5	18 % weight
25 PCH-7	12.5 % weight
BCH-5	7.5 % weight
CB-15	50 % weight

30 wherein the acronyms have the following meaning



35



5

wherein n is 3, 5 or 7.

The product of example 1, 2 ; 3 , 4 and 5 is in each case added to the mixture which is then introduced in a 10 μm cell with alignment layers of rubbed polyimide. The extinction values E_p and E_s are measured at the given wavelength and the dichroic ratio R is calculated.

10

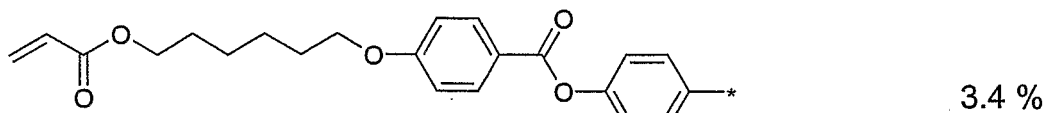
15

Example 8

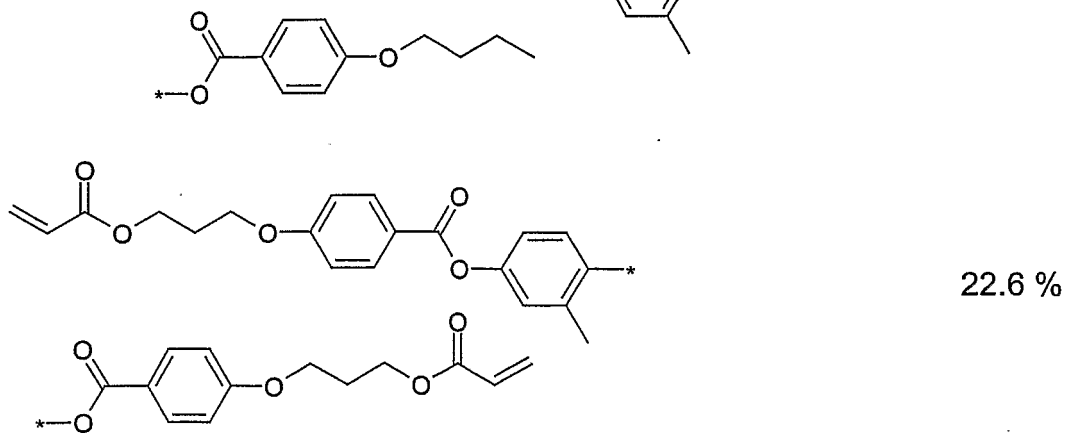
Composition of the liquid crystalline medium M2

The liquid crystalline and polymerizable mixture M2 consists of the following components (percentages are by weight):

20

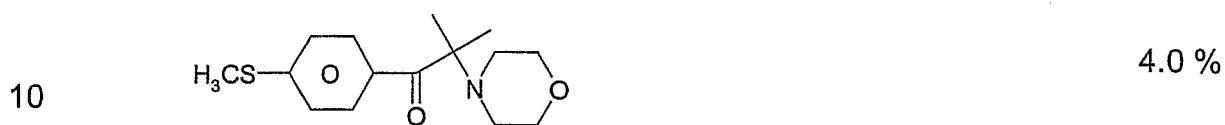
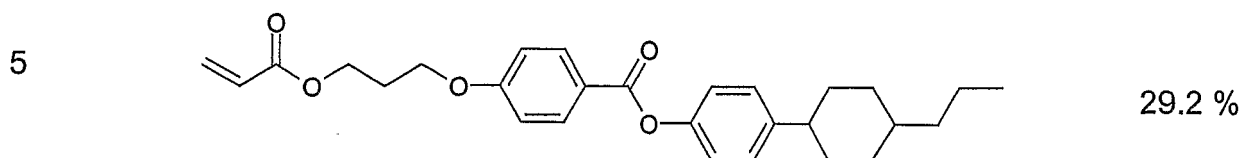
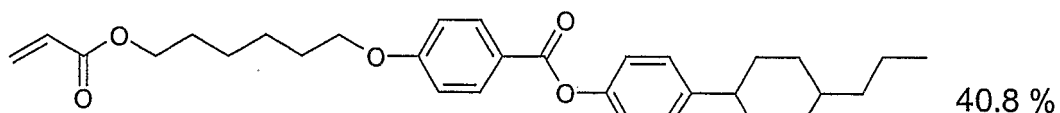


25



35

- 51 -



2,6-Di-tert-butyl-4-methylphenol 400 ppm

15 The product of example 1, 2, 3, 4 and 5 is in each case added to the mixture which is then introduced in a 10 μm cell with alignment layers of rubbed polyimide. The extinction values E_p and E_s are measured at the given wavelength and the dichroitic ratio R is calculated.

20 15 mg of the product of example 4 which has been dissolved in THF was mixed with 1 g of liquid crystalline medium M2. From this mixture a layer was prepared via spin-coating. As substrate, glass was used coated with polyimide. After the preparation of the layer, it was tempered for 10 minutes at 40°C and
 25 subsequent cross-linked with 10mW/cm² at 361 nm. To increase the degree of cross-linking, the layer was tempered again for 10 minutes at 40°C. The resulting layer showed a dichroitic ratio R of 15.0.

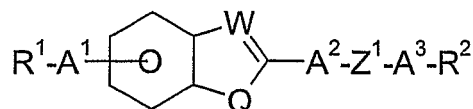
30

35

Claims

1. Polymerizable, luminescent compounds of formula I

5



wherein

10

R^1, R^2 are independently of each other H, halogen, NO_2 , CN, NCS, straight chain, branched or cyclic alkyl with 1 to 25 C-atoms wherein one or more CH_2 groups may also be replaced by $-CO-$, $-O-$, $-S-$, $-NR^0-$, $-CH=CH-$, $-C\equiv C-$ in such a manner that O- and/or S-atoms are not linked directly to one another, and wherein one or more H-atoms may also be replaced by F or Cl, or denotes $P-(Sp-X)_n-$,

15

20

Sp is a spacer group with 1 to 20 C-atoms,

P is a polymerizable group,

25

X is $-O-$, $-S-$, $-CO-$, $-COO-$, $-OCO-$, $-CO-NR^0-$, $-NR^0-CO-$, $-NR^0-$ or a single bond,

n is 0 or 1,

R^0 is H or alkyl with 1 to 5 C-atoms,

30

A^1 is 1,4-phenylene, wherein 1, 2, 3 or 4 H-atoms may be replaced by F or Cl, or a single bond,

35

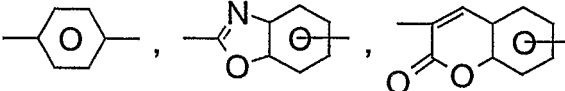
Q is $-O-$, $-S-$, $-NR^0-$ or $-N \begin{matrix} / \\ \backslash \end{matrix} (X-Sp)_n-P$,

- 53 -

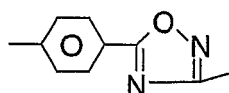
W is -CH=, -N= or -CO-CH=,

A² is 1,4-phenylene or 2,5-thiophene, wherein in each case one or more H-atoms may be replaced by F or Cl, or denotes a single bond,

5

A³ is  or

10

, wherein one or more H-atoms can be replaced by F or Cl,

Z¹ is -CH=CH-, -CF=CH-, -CH=CF-, -CF=CF- or a single bond

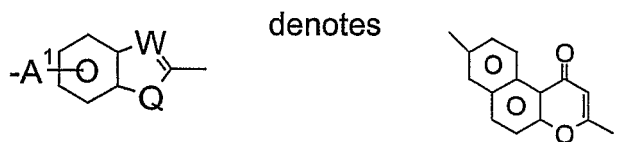
15

with the proviso that

a) the compounds of formula I contain one, two or more groups -(X-Sp)_n-P,

20

b) if W denotes -CO-CH=, then



25

c) [der Fall "not fused" ist wohl kein luminesz. Farbstoff]
if W is -N=, Q is -O-, A² and Z¹ are a single bond, A³ is 1,4-phenylene and R² is P-(Sp-X)_n- then R¹ is an achiral group, [siehe Kim et al., Bull Korean Chem. Soc. 20, 1999, 473]

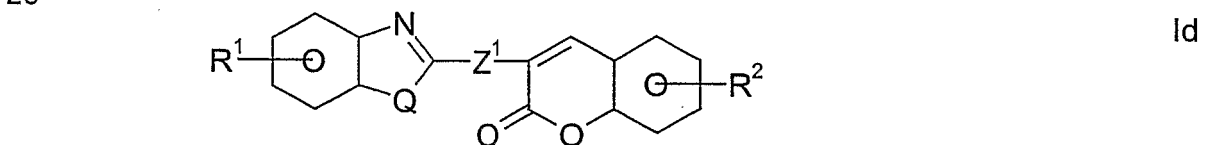
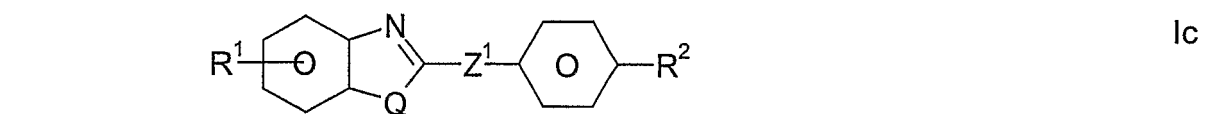
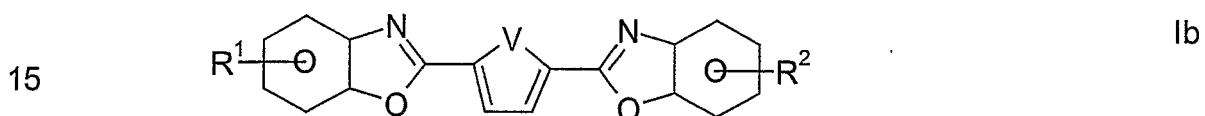
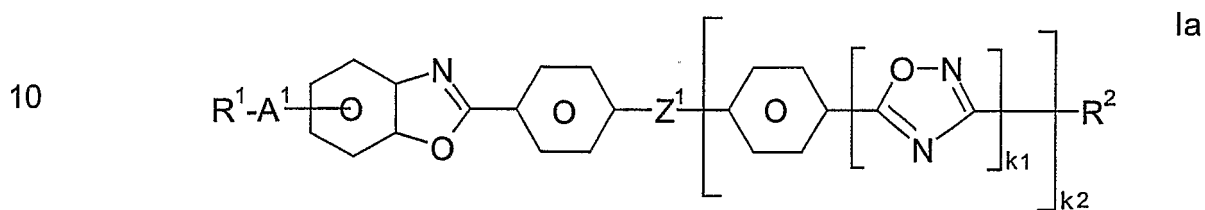
30

d) if W is -N=, Q is -O-, A² and A³ denote 1,4-phenylene and Z¹ is a single bond then A¹ is a single bond.

[siehe WO 00/97104 "Pigment flakes" S. 35]

35

2. Compounds according to claim 1 wherein W denotes -N=.
3. Compounds according to claim 1 wherein W denotes -CH= and Q is -O-.
- 5 4. Compounds according to claim 2 selected of the following subformulae



wherein

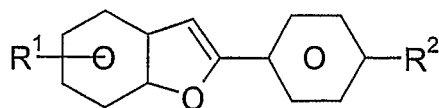
k1, k2 are independently of each other 0 or 1,

V is -S- or -CH=CH- and

R¹, R², Q,
Z¹ and A¹ are defined as in claim 1,

with the proviso that if Z¹ denotes a single bond, k1 = 0 and k2 = 1,
then A¹ is a single bond.

5. Compounds according to claim 3 of the subformula Ie

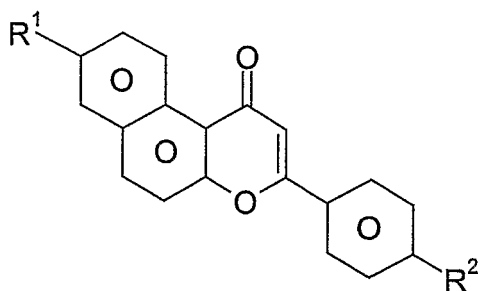


Ie

5

wherein R¹ and R² are defined as in claim 1.

6. Compounds according to claim 1 of the subformula If



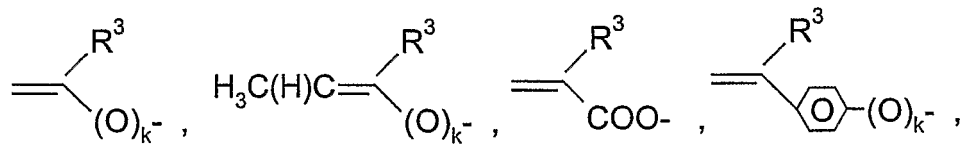
If

10

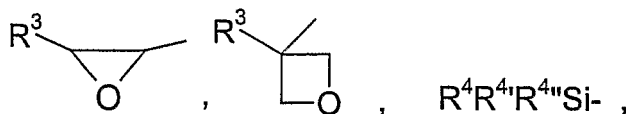
wherein R¹ and R² are defined as in claim 1.

7. Compounds according to one of the preceding claims 1 to 6 wherein P is selected from

20



25



wherein

30

R³ is H, Cl or alkyl with 1 to 5 C-atoms,

R⁴, R^{4'}, R^{4''} are independently of each other -Cl, -O-alkyl and/or -O-CO-alkyl with alkyl having 1 to 5 C-atoms and

35

k is 0 or 1.

8. Polymerizable mixture comprising at least one compound according to one of the claims 1 to 7.
9. Polymerizable mixture according to claim 8 further comprising at least one polymerizable mesogenic compound of formula II

5



wherein

10

P is a polymerizable group,

Sp is a spacer group having 1 to 20 C-atoms,

15

X is a group selected from -O-, -S-, -CO-, -COO-, -OCO-, -O-COO-, -SO₂-O-, -O-SO₂- or a single bond,

n is 0 or 1,

20


R²¹ is H or an alkyl radical with up to 25 C atoms which may be unsubstituted, mono- or polysubstituted by halogen or CN, it being also possible for one or more non-adjacent CH₂ groups to be replaced, in each case independently from one another, by -O-, -S-, -NH-, -N(CH₃)-, -CO-, -COO-, -OCO-, -OCO-O-, -S-CO-, -CO-S- or -C≡C- in such a manner that oxygen atoms are not linked directly to one another, or alternatively R²¹ is halogen, cyano or has independently one of the meanings given for P-(Sp-X)_n,

30

MG is a mesogenic or mesogeneity supporting group.

35

10. Polymerizable mixture according to claim 9 wherein MG is a mesogenic or mesogenity supporting group of formula III



5

wherein

10

A^{31} , A^{32} , A^{33} being independently from one another 1,4-phenylene in which, in addition, one or more CH groups may be replaced by N, 1,4-cyclohexylene in which, in addition, one or two non-adjacent CH_2 groups may be replaced by O and/or S, 1,4-cyclohexenylene or naphthalene-2,6-diyl, it being possible for all these groups to be unsubstituted, mono- or polysubstituted with halogen, cyano or nitro groups or alkyl, alkoxy or alkanoyl groups having 1 to 7 C atoms wherein one or more H atoms may be substituted by F or Cl,

15

20

Z^{31} , Z^{32} being independently from one another -O-, -CO-, -COO-, -OCO-, -SO₂-O-, -O-SO₂-, -CH₂CH₂-, -OCH₂-, -CH₂O-, -CH=CH-, -C≡C-, -CH=CH-COO-, -OCO-CH=CH- or a single bond and

25

m is 0, 1 oder 2.

11. Polymerizable mixture according to claim 8, 9 or 10 further comprising at least one polymerizable and photoorientable compound.

30

12. Polymerizable mixture according to claim 11 characterized in that the polymerizable and photoorientable compound is denoted by the formula IV



35

wherein

P is a polymerizable group,

Sp is a spacer group having 1 to 20 C-atoms,

5

X is a group selected from -O-, -S-, -CO-, -COO-, -OCO-,
-O-COO-, -SO₂-O-, -O-SO₂- or a single bond,

n is 0 or 1,

10

A⁴¹, A⁴²,
A⁴³, A⁴⁴ are independently of each other 1,4-phenylene, wherein
1, 2, 3 or 4 H-atoms may be replaced by F or Cl,

A⁴¹, A⁴⁴ may in addition to the above given meaning denote
independently of each other a single bond,

15

Z⁴ is -N=N-, -CH=CH- or $\left(\text{O}\right)_{s1}\left(\text{CH}_2\right)_{s2}\text{O-CO-CH=CH-}$

20

with s1 being 0 or 1 and s2 being 0 to 6,

R⁴¹ is H, halogen, NO₂, CN, SCN, straight chain, branched
or cyclic alkyl with 1 to 25 C-atoms wherein one or more
CH₂ groups can also be replaced by -O-, -S-, -NR^o-,
-CH=CH-, -C≡C- in such a manner that O- and/or S-
atoms are not linked directly to one another, and
wherein one or more H-atoms can also be replaced by
F or Cl, or denotes P-(Sp-X)_n.

25

30

13. Polymer material obtainable by polymerizing a polymerizable mixture
according to one of the claims 8 to 12.

35

14. Polymer material according to claim 13 obtainable by a process comprising the following steps
- a) forming a thin layer of the polymerizable material,
 - 5 b) aligning the molecules of the compounds of the mixture in the thin layer into a uniform orientation or a patterned orientation such that in each pattern the orientation is uniform,
 - c) polymerizing said polymerizable material.
- 10
15. Use of a compound according to one of the claims 1 to 7 or of a polymerizable mixture according to one of the claims 8 to 12 for the manufacture of photoluminescent and/or electroluminescent polymer materials.
- 15
16. Use of a polymer material according to claim 13 or 14 as a photo- and/or electroluminescent material in a light emitting device, an optical or electrooptical display element.
- 20
17. Light emitting device comprising a polymer material according to claim 13 or 14 as a photo- and/or electroluminescent material.
- 25
18. Optical or electrooptical display element comprising a polymer material according to claim 13 or 14 as a photo- and/or electroluminescent material.
- 30
- 35

INTERNATIONAL SEARCH REPORT

International Application No

PCT/EP 03/06448

A. CLASSIFICATION OF SUBJECT MATTER

IPC 7 C09K11/06 C07D307/79 C08G61/12 C07D263/56 H05B33/14
 H01L51/30 C09K19/34

According to International Patent Classification (IPC) or to both national classification and IPC

B. FIELDS SEARCHED

Minimum documentation searched (classification system followed by classification symbols)

IPC 7 C09K C07D C08G H05B H01L

Documentation searched other than minimum documentation to the extent that such documents are included in the fields searched

Electronic data base consulted during the international search (name of data base and, where practical, search terms used)

EPO-Internal, WPI Data, PAJ, CHEM ABS Data

C. DOCUMENTS CONSIDERED TO BE RELEVANT

Category °	Citation of document, with indication, where appropriate, of the relevant passages	Relevant to claim No.
X	KIM S; SOHN J; PARK S Y: "Synthesis of Liquid Crystalline Monomers and Side-chain Polymers Containing 2-Phenylbenzoxazole in Mesogenic Unit" BULLETIN OF THE KOREAN CHEMICAL SOCIETY, vol. 20, no. 4, 1999, pages 473-477, XP002260003 cited in the application the whole document	1-18
X	EP 0 640 676 A (CANON KK) 1 March 1995 (1995-03-01) page 11, line 40 - line 50; claims 1-20; examples 1-19, 1-78, 1-133, 1-198	1-7
X	EP 1 138 713 A (SHARP KK) 4 October 2001 (2001-10-04) example 6	13, 14, 16-18

Further documents are listed in the continuation of box C.

Patent family members are listed in annex.

° Special categories of cited documents:

- *A* document defining the general state of the art which is not considered to be of particular relevance
- *E* earlier document but published on or after the international filing date
- *L* document which may throw doubts on priority claim(s) or which is cited to establish the publication date of another citation or other special reason (as specified)
- *O* document referring to an oral disclosure, use, exhibition or other means
- *P* document published prior to the international filing date but later than the priority date claimed

- *T* later document published after the international filing date or priority date and not in conflict with the application but cited to understand the principle or theory underlying the invention
- *X* document of particular relevance; the claimed invention cannot be considered novel or cannot be considered to involve an inventive step when the document is taken alone
- *Y* document of particular relevance; the claimed invention cannot be considered to involve an inventive step when the document is combined with one or more other such documents, such combination being obvious to a person skilled in the art.
- *Z* document member of the same patent family

Date of the actual completion of the international search

31 October 2003

Date of mailing of the international search report

13/11/2003

Name and mailing address of the ISA

European Patent Office, P.B. 5818 Patentlaan 2
 NL - 2280 HV Rijswijk
 Tel. (+31-70) 340-2040, Tx. 31 651 epo nl,
 Fax: (+31-70) 340-3016

Authorized officer

Lehnert, A

INTERNATIONAL SEARCH REPORT

International Application No

PCT/EP 03/06448

C.(Continuation) DOCUMENTS CONSIDERED TO BE RELEVANT

Category °	Citation of document, with indication, where appropriate, of the relevant passages	Relevant to claim No.
X	EP 0 553 950 A (TOKYO SHIBAURA ELECTRIC CO) 4 August 1993 (1993-08-04) page 17, line 45 - line 55 ---	1-7
P,X	EP 1 283 205 A (UENO SEIYAKU OYO KENKYUJO KK) 12 February 2003 (2003-02-12) paragraph '0124! - paragraph '0125!; examples 4-2, 4-4	1-7
X	& WO 01 087859 A (KABUSHIKI KAISHA UENO SEIYAKU OYO KENKYUJO) 22 November 2001 (2001-11-22) the whole document -----	1-7

INTERNATIONAL SEARCH REPORT

International application No.
PCT/EP 03/06448

Box I Observations where certain claims were found unsearchable (Continuation of item 1 of first sheet)

This International Search Report has not been established in respect of certain claims under Article 17(2)(a) for the following reasons:

1. Claims Nos.:
because they relate to subject matter not required to be searched by this Authority, namely:

2. Claims Nos.:
because they relate to parts of the International Application that do not comply with the prescribed requirements to such an extent that no meaningful International Search can be carried out, specifically:
see FURTHER INFORMATION sheet PCT/ISA/210

3. Claims Nos.:
because they are dependent claims and are not drafted in accordance with the second and third sentences of Rule 6.4(a).

Box II Observations where unity of invention is lacking (Continuation of item 2 of first sheet)

This International Searching Authority found multiple inventions in this international application, as follows:

1. As all required additional search fees were timely paid by the applicant, this International Search Report covers all searchable claims.

2. As all searchable claims could be searched without effort justifying an additional fee, this Authority did not invite payment of any additional fee.

3. As only some of the required additional search fees were timely paid by the applicant, this International Search Report covers only those claims for which fees were paid, specifically claims Nos.:

4. No required additional search fees were timely paid by the applicant. Consequently, this International Search Report is restricted to the invention first mentioned in the claims; it is covered by claims Nos.:

Remark on Protest

- The additional search fees were accompanied by the applicant's protest.
- No protest accompanied the payment of additional search fees.

FURTHER INFORMATION CONTINUED FROM PCT/ISA/ 210

Continuation of Box I.2

Present claims 1-18 relate to an extremely large number of possible compounds, devices and methods. In fact, the claims contain so many options, variables, possible permutations and provisos that a lack of clarity (and conciseness) within the meaning of Article 6 PCT arises to such an extent as to render a meaningful search of the claims impossible.

Consequently, the search has been carried out for those parts of the application which do appear to be clear and concise, namely for compounds as produced in the examples and a reasonable generalisation thereof:

The only structural feature that appears to be sufficiently supported and disclosed is a structure according to claim 1, formula I, in which $W=CH$ or $W=N$; $Q=O$; $A_2=1,4\text{-phenylene}$. The search for claims 1-18 has been restricted to compounds, devices and methods comprising this structure.

The applicant's attention is drawn to the fact that claims, or parts of claims, relating to inventions in respect of which no international search report has been established need not be the subject of an international preliminary examination (Rule 66.1(e) PCT). The applicant is advised that the EPO policy when acting as an International Preliminary Examining Authority is normally not to carry out a preliminary examination on matter which has not been searched. This is the case irrespective of whether or not the claims are amended following receipt of the search report or during any Chapter II procedure.

INTERNATIONAL SEARCH REPORT

Information on patent family members

International Application No

PCT/EP 03/06448

Patent document cited in search report	Publication date	Patent family member(s)	Publication date	
EP 0640676	A	01-03-1995	JP 3230024 B2	19-11-2001
			JP 7097354 A	11-04-1995
			JP 3216752 B2	09-10-2001
			JP 7133244 A	23-05-1995
			DE 69416057 D1	04-03-1999
			DE 69416057 T2	01-07-1999
			EP 0640676 A1	01-03-1995
			US 5653913 A	05-08-1997
EP 1138713	A	04-10-2001	GB 2360776 A	03-10-2001
			EP 1138713 A2	04-10-2001
			JP 2001335622 A	04-12-2001
			US 2003021788 A1	30-01-2003
			US 2002041976 A1	11-04-2002
EP 0553950	A	04-08-1993	JP 3237905 B2	10-12-2001
			JP 6036877 A	10-02-1994
			EP 0553950 A2	04-08-1993
			JP 5326146 A	10-12-1993
			US 5343050 A	30-08-1994
EP 1283205	A	12-02-2003	EP 1283205 A1	12-02-2003
			US 2002151720 A1	17-10-2002
			CN 1386120 T	18-12-2002
			WO 0187859 A1	22-11-2001
			TW 527352 B	11-04-2003

专利名称(译)	可聚合的发光化合物和混合物，发光聚合物材料及其用途		
公开(公告)号	EP1517974A1	公开(公告)日	2005-03-30
申请号	EP2003761474	申请日	2003-06-18
申请(专利权)人(译)	MERCK PATENT GMBH		
当前申请(专利权)人(译)	MERCK PATENT GMBH		
[标]发明人	POETSCH EIKE JACOB THOMAS SERRANO JOSE PINOL MILAGROS GIMENEZ RAQUEL STUMPE JOACHIM FISCHER THOMAS ROSENHAUER REGINA		
发明人	POETSCH, EIKE JACOB, THOMAS SERRANO, JOSE PINOL, MILAGROS GIMENEZ, RAQUEL STUMPE, JOACHIM FISCHER, THOMAS ROSENHAUER, REGINA		
IPC分类号	H01L51/50 C07D263/56 C07D263/57 C07D307/79 C07D413/04 C07D413/10 C08F20/34 C08G61/12 C08G65/22 C08G73/08 C08G73/22 C09K11/06 C09K19/04 C09K19/34 H01L51/30 H05B33/14		
CPC分类号	H05B33/14 C07D263/57 C07D307/79 C08G61/12 C08G61/125 C08G73/08 C08G73/22 C09K11/06 C09K19/0403 C09K2019/0444 C09K2019/3425 C09K2211/1475 H01L51/0035 H01L51/5012		
优先权	2002014067 2002-07-01 EP		
外部链接	Espacenet		

摘要(译)

本发明涉及新的可聚合发光化合物。式I其中R₁，R₂，A₁，A₂，A₃，Z₁，W和Q具有权利要求1中给出的含义。此外，本发明涉及可聚合的含有本发明化合物的混合物，优选至少一种可聚合的介晶化合物。还描述了通过聚合这种混合物可获得的聚合物材料。这些化合物，混合物和材料显示出有利的光致发光和/或电致发光性质，并且可用于发光器件和光学或电光显示元件。