



## Description

### TECHNICAL FIELD

**[0001]** The present disclosure relates to the field of electroluminescence, in particular to a film packaging structure for an OLED (Organic Light-Emitting Diode), an OLED device and a display apparatus.

### BACKGROUND

**[0002]** In recent years, organic electroluminescent display, as a new flat panel display, is getting more and more attention. The organic electroluminescent display features to lightness and thinness, wide viewing angle, low power consumption, fast response, flexible display, etc. Being an active light emitting device, it is considered to have a great advantage in terms of high-definition and high-speed screen, and is making progress toward a practical using direction recently. Core part of organic electroluminescent display is organic electroluminescent device, namely, OLED unit.

**[0003]** An organic film layer of the OLED unit in the organic electroluminescent device is easy to lose effectiveness because of suffering from water-oxygen corrosion, and therefore, it is required to be protected with a packaging structure for isolating from water-oxygen. Usually, hard packaging substrate (such as glass, metal sheet) with high water resistance performance is used in this field. That is to say, outside the OLED unit, two substrates for supporting the OLED unit are bonded via packaging adhesive, and an airtight space which water-oxygen is difficult to penetrate is formed between two substrates. This method can protect the OLED unit effectively, but is not suitable for flexible devices. Thus, there is a technical solution that a film having a certain water resistance performance is provided outside the OLED unit. But a dense film often has bad bendability, for example, SiO<sub>x</sub> film. Moreover, a film with good bendability has bad water resistance performance, for example, polymer film. There is also a technical solution that a multilayered film packaging structure is provided outside the OLED unit, in which multilayered organic films and inorganic films are alternately stacked to obtain better bendability and water resistance performance, but the multilayered film packaging structure has multiple layers, resulting in multisteps manufacturing process, costing long time, and depending on quality of film layers severely, especially the quality of inorganic film layers. A large area of inorganic film easily ruptures during bending, so as to form new water molecules corrosion pathway, thereby degrading the performance of the packaging structure.

### SUMMARY

**[0004]** An object of the present disclosure is to provide a film packaging structure for an OLED with a better waterproof performance, an OLED device and a display ap-

paratus.

**[0005]** A film packaging structure for an OLED according to an embodiment of the present disclosure includes a flexible film for packaging an OLED unit. The flexible film includes at least one layer of inorganic film, and at least one layer of organic film which is alternately stacked with the at least one layer of inorganic film. Each layer of organic film in the at least one layer of organic film is an integral film, and each layer of inorganic film in the at least one layer of inorganic film includes a plurality of non-connected inorganic film segments. Because the inorganic film is separated into a plurality of non-connected inorganic film segments with smaller area, the chance for rupture of the film packaging structure for the OLED during bending reduces, and the water resistance performance thereof is increased.

**[0006]** Optionally, a plurality of cavities is provided between a plurality of inorganic film segments for making the inorganic film segments non-connected with each other.

**[0007]** Optionally, the cavities are provided in the inorganic film between two layers of organic film for separating the inorganic film into a plurality of non-connected strip-typed inorganic film segments which extends along the organic film. The shape of the strip-typed inorganic film segments is favorable for convenience of processing.

**[0008]** Optionally, a moisture absorbent layer is provided in a plurality of cavities respectively. The moisture absorbent layer may guide water molecules to penetrate on the one hand, and absorb the water molecules on the other hand, which helps to increase the water resistance performance of the film packaging structure for the OLED.

**[0009]** Optionally, the moisture absorbent layer in the cavity is in contact with an adjacent organic film so that the inorganic film is separated into a plurality of non-connected inorganic film segments.

**[0010]** Optionally, a plurality of cavities in the inorganic film and a plurality of cavities in an adjacent inorganic film are arranged in a staggered manner. This structure helps to increase the water resistance performance, and may effectively prevent the formation of permeable pathway among cavities or moisture absorbent layers between upper and lower layers.

**[0011]** Optionally, the inorganic film has the same thickness as the moisture absorbent layer.

**[0012]** Optionally, the inorganic film has a smaller thickness than the organic film so that the organic film can package the inorganic film, and further strength and durability of the film packaging structure for the OLED are ensured.

**[0013]** Optionally, the film packaging structure for the OLED includes a substrate for supporting the OLED unit, and the flexible film and the substrate are enclosed to form an accommodating space for accommodating the OLED unit.

**[0014]** Optionally, the inorganic film includes an inorganic material with a water resistance performance, and

the organic film includes an organic filmable material with a water resistance performance.

[0015] Optionally, the inorganic film includes alumina, silicon dioxide, magnesium oxide, titanium dioxide, silicon nitride, silicon oxynitride and/or molybdenum oxide, and so on; the organic film includes polyacrylic ester, polyimide, and/or polyethylene, and so on.

[0016] Optionally, the moisture absorbent layer includes calcium oxide, silica gel and/or porous silicon, and so on.

[0017] Optionally, a total area of the inorganic film segments in the at least one layer of inorganic film is greater than a total area of the cavities to increase the water resistance performance.

[0018] An OLED device according to an embodiment of the present disclosure, includes an OLED unit, and above film packaging structure for the OLED for packaging the OLED unit.

[0019] A display apparatus according to an embodiment of the present disclosure includes above OLED device.

[0020] Because the inorganic film is separated into a plurality of non-connected inorganic film segments with smaller area, the chance for rupture of the film packaging structure for OLED in the present disclosure during bending reduces, and the water resistance performance thereof is increased.

## BRIEF DESCRIPTION OF THE DRAWINGS

### [0021]

Fig. 1 is a schematic view showing the structure of a film packaging structure for an OLED according to Example 1 of the present disclosure;

Fig. 2 is a schematic view showing the structure of a film packaging structure for an OLED according to Example 2 of the present disclosure; and

Fig. 3 is a schematic view showing the partially enlarged structure of a flexible film according to the embodiment of the present disclosure.

## DETAILED DESCRIPTION

[0022] The disclosure will be further described in detail hereinafter in conjunction with the drawings and embodiments so that a person skilled in the art can better understand and carry out the disclosure, but the embodiments description are not regarded as limitation to the disclosure.

### Example 1

[0023] As shown in Figs. 1 and 3, a film packaging structure for an OLED according to the present disclosure includes a flexible film 1 for packaging an OLED unit 30. The flexible film 1 includes inorganic films 2 and organic films 3 which are alternately stacked with the inorganic

films 2. The inorganic film 2 between two organic films 3 is provided with a plurality of cavities 4 for separating the inorganic film 2. The cavities 4 separate the inorganic film 2 into a plurality of non-connected strip-typed inorganic film segments 21 which extends along an extension direction of the organic films 3.

[0024] The shape of the inorganic film segments 21 is not limited to the strip type as shown in the figures, and may be in a regular or irregular shape so long as they are not connected with each other.

[0025] Specific material of the inorganic film 2 may be any suitable inorganic material with a water resistance performance, preferably, for example, alumina, silicon dioxide, magnesium oxide, titanium dioxide, silicon nitride, silicon oxynitride and/or molybdenum oxide, and so on.

[0026] Specific material of the organic film 3 may be any suitable organic filmable material with a water resistance performance, preferably, flexible organic filmable material, and further preferably, for example, polyacrylic ester, polyimide, and/or polyethylene, and so on.

[0027] According to requirements, for the flexible film 1 provided with multilayered organic film 3 and multilayered inorganic film 2, the organic films 3 and the inorganic films 2 may respectively use the same or different material(s). The specific number of layers of the organic films 3 and inorganic films 2 can be selected according to requirements.

[0028] In the film packaging structure for the OLED according to the embodiment of the disclosure, optionally, a total area of the inorganic film segments 21 is more than a total area of the cavities 4, which is favorable for increasing water resistance performance.

[0029] In the film packaging structure for the OLED according to the embodiment of the disclosure, optionally, a moisture absorbent layer 5 is provided in a plurality of cavities 4. The moisture absorbent layer 5 may be provided in all of the cavities, or a part of the cavities according to requirements.

[0030] The material of the moisture absorbent layer 5 may be any suitable material with moisture absorption ability, optionally, for example, calcium oxide, silica gel and/or porous silicon, and so on.

[0031] In the film packaging structure for the OLED according to the embodiment of the disclosure, optionally, the moisture absorbent layer 5 in the cavities 4 is in contact with the organic film 3 on both sides of the inorganic film 2 respectively so that the inorganic film 2 is separated into a plurality of non-connected inorganic film segments 21 which extends along the extension direction of the organic film 3.

[0032] In the film packaging structure for the OLED according to the embodiment of the disclosure, optionally, a plurality of cavities or moisture absorbent layer 5 in an inorganic film 2 and in an adjacent inorganic film 2 are arranged in a stagger manner, and none of them are arranged right oppositely. Such a structure helps to increase the water resistance performance, capable of pre-

venting formation of permeable pathway among cavities 4 or moisture absorbent layers 5 between the upper layer and the lower layer.

**[0033]** In the film packaging structure for the OLED according to the embodiment of the disclosure, optionally, the inorganic film 2 has the same thickness as the moisture absorbent layer 5 so as to help to increase the bondability of the inorganic film segments 21 and the moisture absorbent layer 5 with the organic film 3 adjacent thereto, and further increase the water resistance performance of the flexible film 1.

**[0034]** In the film packaging structure for the OLED according to the embodiment of the disclosure, optionally, the inorganic film 2 has a smaller thickness than the organic film 3 so that the organic film 3 can package the inorganic film 2, and further the strength and the durability of the OLED film packaging structure are ensured.

#### Example 2

**[0035]** With reference to Figs. 2 and 3, a film packaging structure for an OLED according to the disclosure includes a flexible film 1 in Example 1. In Example 1, an OLED unit 30 is entirely packaged by the flexible film 1. In the present embodiment, the OLED unit 30 is not entirely packaged by the flexible film 1, and further includes a substrate 10 for supporting the OLED unit 30. The flexible film 1 and the substrate 10 are enclosed to form an accommodating space 20 for accommodating the OLED unit 30.

**[0036]** The substrate 10 may be a substrate commonly used in the art.

**[0037]** An OLED device includes an OLED unit and a film packaging structure for an OLED according to the embodiment of the disclosure for packaging the OLED unit.

**[0038]** A display apparatus includes an OLED device according to the present disclosure.

**[0039]** The film packaging structure for the OLED of the disclosure makes the inorganic film to be a discontinuous structure in a multilayered packaging structure, and coats moisture absorbent layer in cavities of the same inorganic film. The hollow arrow in Fig. 3 shows a penetrating route of water molecules. The film packaging structure for the OLED in the disclosure guides water molecules to penetrate on the one hand, and absorbs the water molecules on their penetration path on the other hand, such that the water resistance performance of multilayered film packaging structure is increased. Because the inorganic film is separated into a plurality of non-connected inorganic film segments with smaller area, the chance for rupture during bending reduces, and the water resistance performance is maintained substantially.

**[0040]** The inorganic film in the film packaging structure for the OLED of Examples 1 and 2 may be made by physical or chemical deposition, then the discontinuous regular arrangement may be formed via the method of metal mask plate or dry etching and separating. The

moisture absorbent layer may be formed by coating or physical deposition, followed by finally arranging it only in gaps of the inorganic film via method of ashing, separating and dry etching, and so on. And then, precursors of organic film may be formed by spraying and scrapping. The organic film may be formed by UV curing or heat curing. And then the steps of forming the inorganic film, the moisture absorbent layer and the organic layer may be repeated to finally obtain the film packaging structure for the OLED in the embodiments of the disclosure.

**[0041]** The film packaging structures for the OLED, the OLED device, and the display apparatus in all embodiments according to the present disclosure use inorganic films and organic film which are alternately stacked with the inorganic film, and the inorganic film is formed as non-connected structure to achieve better water resistance performance, and meanwhile, the structure is easy to facilitate preparation. The above description only shows some preferable embodiments of the disclosure, and it should be pointed out that, for one of ordinary skills in the art, many improvements and modifications can be made without departing from the spirit of the present disclosure, and all these improvements and modifications fall into the protection scope of the disclosure.

#### Claims

1. A film packaging structure for an OLED, comprising: a flexible film for packaging an OLED unit, the flexible film comprising at least one layer of inorganic film, and at least one layer of organic film which is alternately stacked with the at least one layer of inorganic film, wherein each layer of organic film in the at least one layer of organic film is an integral film, and each layer of inorganic film in the at least one layer of inorganic film comprises a plurality of non-connected inorganic film segments.
2. The film packaging structure for an OLED according to claim 1, wherein a plurality of cavities is provided between a plurality of inorganic film segments for making the inorganic film segments non-connected with each other.
3. The film packaging structure for an OLED according to claim 2, wherein the cavities are provided in the inorganic film between two layers of organic film for separating the inorganic film into a plurality of non-connected strip-typed inorganic film segments which extends along the organic film.
4. The film packaging structure for an OLED according to claim 2 or 3, wherein a moisture absorbent layer is provided in a part of or all of the cavities.
5. The film packaging structure for an OLED according to any one of claims 2 to 4, wherein the moisture

absorbent layer in the cavity is in contact with an adjacent organic film so that the inorganic film is separated into a plurality of non-connected inorganic film segments.

according to claim 14.

- 5
6. The film packaging structure for an OLED according to any one of claims 2 to 5, wherein a plurality of cavities in the inorganic film and a plurality of cavities in an adjacent inorganic film are arranged in a staggered manner. 10
7. The film packaging structure for an OLED according to claim 4 or 5, wherein the inorganic film has the same thickness as the moisture absorbent layer. 15
8. The film packaging structure for an OLED according to any one of claims 1 to 7, wherein the inorganic film has a smaller thickness than the organic film.
9. The film packaging structure for an OLED according to any one of claims 1 to 8, further comprising a substrate for supporting the OLED unit, wherein the flexible film and the substrate are enclosed to form an accommodating space for accommodating the OLED unit. 20  
25
10. The film packaging structure for an OLED according to any one of claims 1 to 9, wherein the inorganic film comprises an inorganic material with a water resistance performance, and the organic film comprises an organic filmable material with a water resistance performance. 30
11. The film packaging structure for an OLED according to any one of claims 1 to 10, wherein the inorganic film comprises alumina, silicon dioxide, magnesium oxide, titanium dioxide, silicon nitride, silicon oxynitride and/or molybdenum oxide; the organic film comprises polyacrylic ester, polyimide, and/or polyethylene. 35  
40
12. The film packaging structure for an OLED according to any one of claims 1 to 11, wherein the moisture absorbent layer comprises calcium oxide, silica gel and/or porous silicon. 45
13. The film packaging structure for an OLED according to any one of claims 1 to 12, wherein a total area of the inorganic film segments in the at least one layer of inorganic film is greater than a total area of the cavities. 50
14. An OLED device, comprising an OLED unit, and the film packaging structure for an OLED according to any one of claims 1 to 13 for packaging the OLED unit. 55
15. A display apparatus, comprising the OLED device

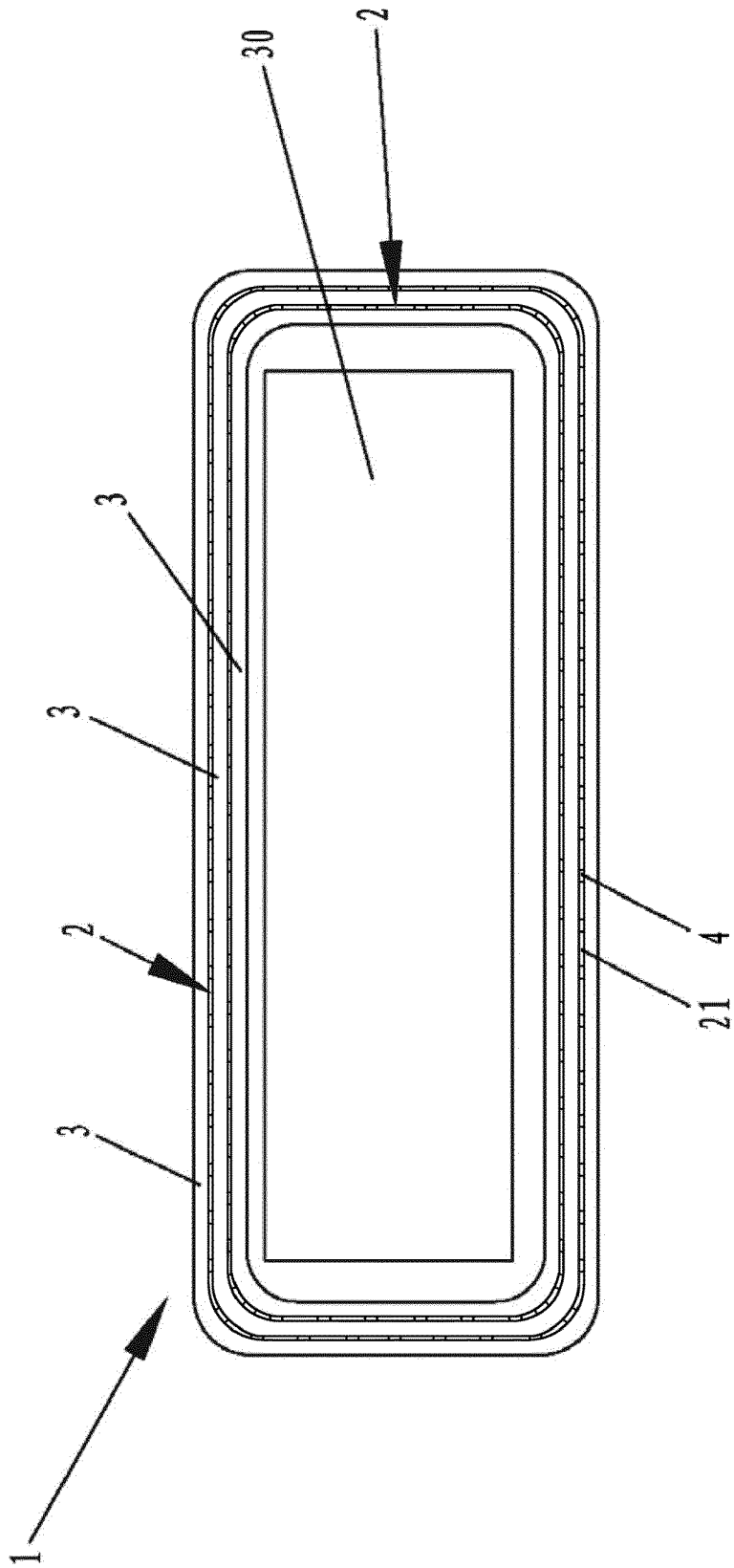


Fig. 1

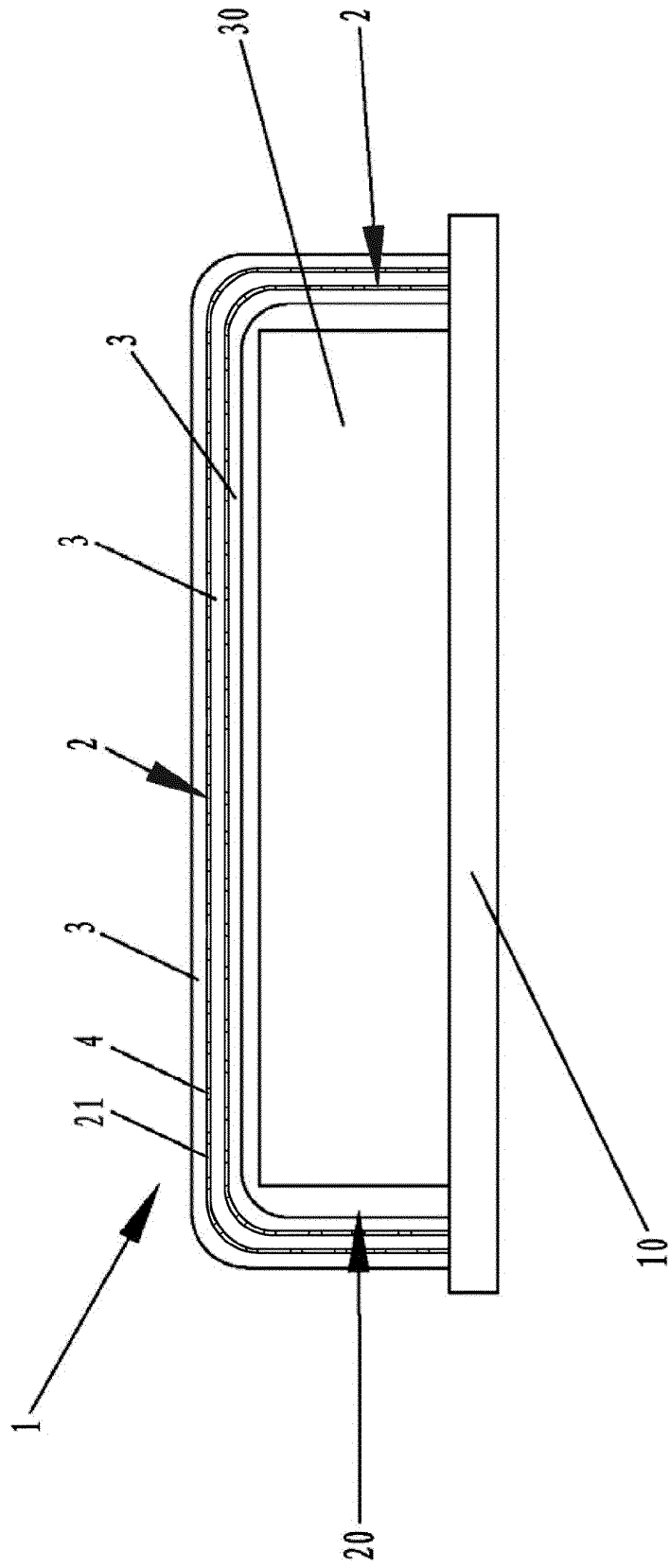


Fig. 2

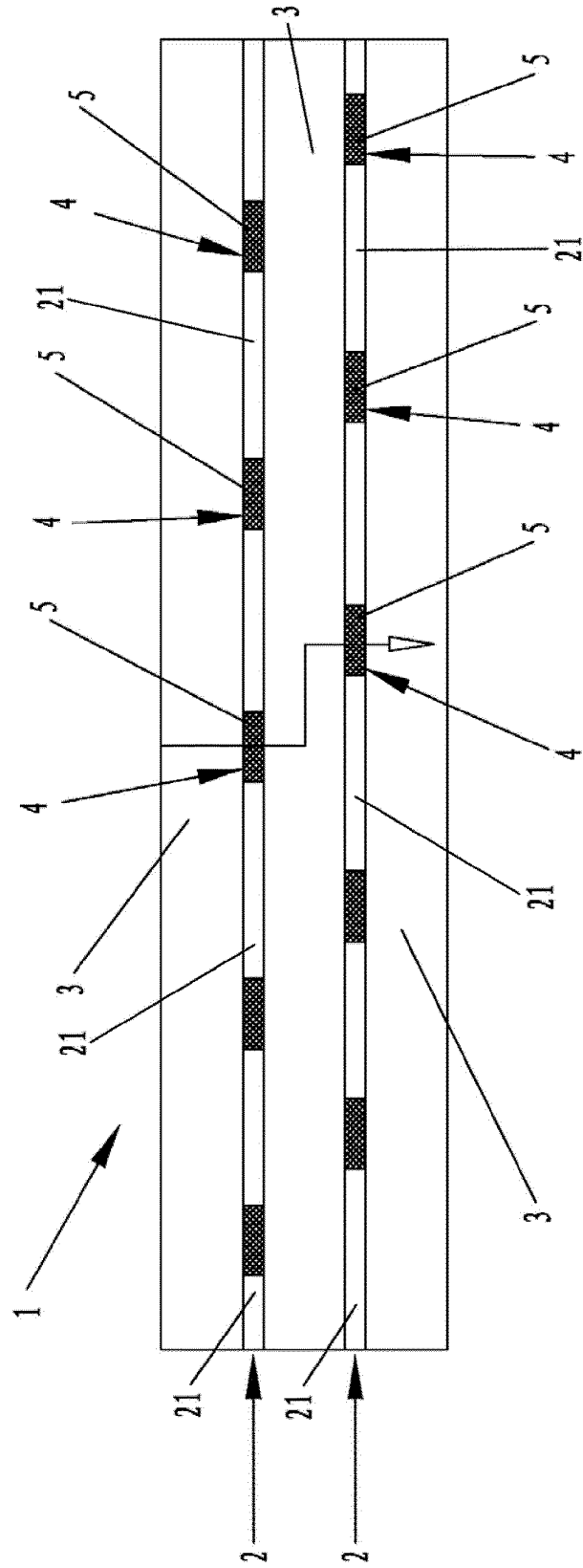


Fig. 3

## INTERNATIONAL SEARCH REPORT

International application No.

PCT/CN2014/078273

<b>A. CLASSIFICATION OF SUBJECT MATTER</b>	
H01L 51/52 (2006.01) i	
According to International Patent Classification (IPC) or to both national classification and IPC	
<b>B. FIELDS SEARCHED</b>	
Minimum documentation searched (classification system followed by classification symbols)	
IPC: H01L	
Documentation searched other than minimum documentation to the extent that such documents are included in the fields searched	
Electronic data base consulted during the international search (name of data base and, where practicable, search terms used)	
CNABS; SIPOABS; DWPI: moisture, membrane, drying, film, inorganic, cavity, thin film, resistivity water, oled	
<b>C. DOCUMENTS CONSIDERED TO BE RELEVANT</b>	
Category*	Citation of document, with indication, where appropriate, of the relevant passages
PX	CN 103715366 A (BOE TECHNOLOGY GROUP CO., LTD.), 09 April 2014 (09.04.2014), the whole document
A	US 2013037792 A1 (SAMSUNG DISPLAY CO., LTD.), 14 February 2013 (14.02.2013), description, paragraphs 58-60, and figure 2
A	CN 103325953 A (HANNSTAR DISPLAY CORP.), 25 September 2013 (25.09.2013), the whole document
A	KR 20120075055 A (LG DISPLAY CO., LTD.), 06 July 2012 (06.07.2012), the whole document
A	CN 203134801 U (BOE TECHNOLOGY GROUP CO., LTD.), 14 August 2013 (14.08.2013), the whole document
A	CN 101859792 A (SAMSUNG MOBILE DISPLAY CO., LTD.), 13 October 2010 (13.10.2010), the whole document
	Relevant to claim No.
	1-15
	1-15
	1-15
	1-15
	1-15
	1-15
<input type="checkbox"/> Further documents are listed in the continuation of Box C. <input checked="" type="checkbox"/> See patent family annex.	
* Special categories of cited documents:	“T” later document published after the international filing date or priority date and not in conflict with the application but cited to understand the principle or theory underlying the invention
“A” document defining the general state of the art which is not considered to be of particular relevance	“X” document of particular relevance; the claimed invention cannot be considered novel or cannot be considered to involve an inventive step when the document is taken alone
“E” earlier application or patent but published on or after the international filing date	“Y” document of particular relevance; the claimed invention cannot be considered to involve an inventive step when the document is combined with one or more other such documents, such combination being obvious to a person skilled in the art
“L” document which may throw doubts on priority claim(s) or which is cited to establish the publication date of another citation or other special reason (as specified)	“&” document member of the same patent family
“O” document referring to an oral disclosure, use, exhibition or other means	
“P” document published prior to the international filing date but later than the priority date claimed	
Date of the actual completion of the international search	Date of mailing of the international search report
22 August 2014 (22.08.2014)	<b>24 September 2014 (24.09.2014)</b>
Name and mailing address of the ISA/CN: State Intellectual Property Office of the P. R. China No. 6, Xitucheng Road, Jimenqiao Haidian District, Beijing 100088, China Facsimile No.: (86-10) 62019451	Authorized officer <b>LIU, Bo</b> Telephone No.: (86-10) <b>62411558</b>

Form PCT/ISA/210 (second sheet) (July 2009)

**INTERNATIONAL SEARCH REPORT**  
Information on patent family members

International application No.

**PCT/CN2014/078273**

5

10

15

20

25

30

35

40

45

50

55

Patent Documents referred in the Report	Publication Date	Patent Family	Publication Date
CN 103715366 A	09 April 2014	None	
US 2013037792 A1	14 February 2013	KR 20110080050 A	12 July 2011
		DE 102010064378 A1	21 July 2011
		TW 201208172 A	16 February 2012
		US 2011163330 A1	07 July 2011
		KR 101155904 B1	20 June 2012
		CN 102157543 A	17 August 2011
		JP 2011138748 A	14 July 2011
		US 8735936 B2	27 May 2014
CN 103325953 A	25 September 2013	US 2013240848 A1	19 September 2013
KR 20120075055 A	06 July 2012	None	
CN 203134801 U	14 August 2013	None	
CN 101859792 A	13 October 2010	KR 20100097514 A	03 September 2010
		JP 2010199060 A	09 September 2010
		DE 102010002422 A1	11 November 2010
		US 2010215929 A1	26 August 2010
		KR 101084267 B1	16 November 2011
		CN 101859792 B	04 July 2012
		TW 201032667 A	01 September 2010
		TW I424780 B	21 January 2014

专利名称(译)	用于OLED, OLED器件和显示器件的薄膜封装结构		
公开(公告)号	<a href="#">EP3086381A1</a>	公开(公告)日	2016-10-26
申请号	EP2014859325	申请日	2014-05-23
[标]申请(专利权)人(译)	京东方科技集团股份有限公司		
申请(专利权)人(译)	京东方科技集团股份有限公司.		
当前申请(专利权)人(译)	京东方科技集团股份有限公司.		
[标]发明人	SUN LI		
发明人	SUN, LI		
IPC分类号	H01L51/52		
CPC分类号	H01L51/5246 H01L51/5259 B32B27/08 B32B27/281 B32B27/32 B32B2255/10 B32B2255/20 B32B2307/7265 B32B2439/00 B32B2457/206 H01L51/5256 H01L2251/5338 H01L51/004 H01L2251/301 H01L2251/303		
代理机构(译)	LAVOIX		
优先权	201310711653.6 2013-12-20 CN		
其他公开文献	EP3086381A4		
外部链接	<a href="#">Espacenet</a>		

摘要(译)

提供了一种用于OLED, OLED器件和显示装置的薄膜封装结构。根据本发明的用于OLED的薄膜封装结构是一种OLED薄膜封装结构, 其包括用于封装OLED单元的柔性薄膜。柔性膜包括至少一层无机膜和至少一层与该至少一层无机膜交替堆叠的有机膜。所述至少一层有机膜中的有机膜的每一层是整体膜, 并且所述至少一层无机膜中的每层无机膜包括多个未连接的无机膜段。显示装置包括本公开的OLED器件。 OLED薄膜封装结构, OLED器件和显示装置利用与无机膜交替堆叠的无机膜和有机膜。无机膜使用非连接结构, 并且实现更好的防水性能。

