



(11) **EP 2 517 274 B1**

(12) **EUROPEAN PATENT SPECIFICATION**

(45) Date of publication and mention  
of the grant of the patent:  
**24.05.2017 Bulletin 2017/21**

(51) Int Cl.:  
**H01L 51/00** <sup>(2006.01)</sup> **C08K 5/00** <sup>(2006.01)</sup>  
**C09D 11/00** <sup>(2014.01)</sup>

(21) Application number: **10784707.1**

(86) International application number:  
**PCT/EP2010/007132**

(22) Date of filing: **24.11.2010**

(87) International publication number:  
**WO 2011/076325 (30.06.2011 Gazette 2011/26)**

(54) **COMPOSITIONS COMPRISING POLYMERIC BINDERS**

ZUSAMMENSETZUNGEN MIT POLYMERBINDERN

COMPOSITIONS COMPRENANT DES LIANTS POLYMÈRES

(84) Designated Contracting States:  
**AL AT BE BG CH CY CZ DE DK EE ES FI FR GB  
GR HR HU IE IS IT LI LT LU LV MC MK MT NL NO  
PL PT RO RS SE SI SK SM TR**

(30) Priority: **23.12.2009 EP 09015911**

(43) Date of publication of application:  
**31.10.2012 Bulletin 2012/44**

(60) Divisional application:  
**13006055.1 / 2 725 632**

(73) Proprietor: **Merck Patent GmbH  
64293 Darmstadt (DE)**

(72) Inventors:  
• **JAMES, Mark**  
**Romsey SO51 7LU (GB)**  
• **GONCALVES-MISKIEWICZ, Magda**  
**Southampton SO16 7BA (GB)**  
• **MAY, Philip Edward**  
**Sidcup DA16 9AS (GB)**

- **NANSON, Lana**  
**Gosport**  
**Hampshire PO13 0UG (GB)**
- **EFFENBERGER, Ruth**  
**55278 Udenheim (DE)**
- **BONRAD, Klaus**  
**64665 Alsbach-Haehnlein (DE)**
- **PAN, Junyou**  
**60320 Fankfurt am Main (DE)**
- **KLUGE, Edgar**  
**64521 Gross-Gerau (DE)**

(56) References cited:  
**WO-A1-2004/101707 WO-A1-2009/151978**

- **JEONG-IK LEE ET AL: "White light emitting electrophosphorescent devices with solution processed emission layer" JAPANESE JOURNAL OF APPLIED PHYSICS, PART 1 (REGULAR PAPERS, SHORT NOTES & REVIEW PAPERS), vol. 45, no. 12, December 2006 (2006-12), pages 9231-9233, XP002626588 JAPAN SOC. APPL. PHYS. JAPAN ISSN: 0021-4922 DOI: 10.1143/JJAP.45.9231**

Note: Within nine months of the publication of the mention of the grant of the European patent in the European Patent Bulletin, any person may give notice to the European Patent Office of opposition to that patent, in accordance with the Implementing Regulations. Notice of opposition shall not be deemed to have been filed until the opposition fee has been paid. (Art. 99(1) European Patent Convention).

**Description**Field of the Invention

5     **[0001]** The present invention relates to novel compositions comprising light emitting materials and/or charge transport materials and a polymeric binder, to their use as inks for the preparation of organic light emitting diode (OLED) devices, to methods for preparing OLED devices using the novel compositions, and to OLED devices prepared from such methods and compositions.

10     Background and Prior Art

**[0002]** When preparing OLED devices usually printing techniques like inkjet printing, roll to roll printing, slot dye coating or gravure printing are used to apply the active layer. Based on low solubility of the most of the present organic compounds useful as emitting materials and/or charge transport materials, these techniques need the use of solvents in high amounts.

15     **[0003]** In order to improve the film forming ability binding agents can be used. These additives are especially needed with regard to light emitting materials and/or charge transport materials having small molecular weight or polymeric compounds having a low molecular weight.

**[0004]** EP 1 883 124 A1 describes a formulation of light-emitting material particularly suitable for forming displays and lamps via printing techniques comprising organic-light emitting material housed in protective porous matrix material, a binder and a solvent. However, the OLED material encompasses also polymeric materials. Furthermore, the binder material is disclosed as a long list without any detailed specification.

**[0005]** US 2007/0103059 discloses compositions comprising an OLED material and a polymer having very specific repeating units. The polymer having specific repeating units is added to improve the emitting efficiency of the OLED. Also polymeric OLED materials can be employed.

25     **[0006]** According to US 6,818,919 and US 7,115,430 polymers having a high glass transition temperature  $T_g$  have to be used in order to process low molecular weight organic light emitting and charge transport materials. However, these materials are expensive and limit the application of the compositions.

**[0007]** US 5,952,778 relates to an encapsulated organic light emitting device having an improved protective covering comprising a first layer of passivating metal, a second layer of an inorganic dielectric material and a third layer of polymer. The organic light emitting material can be polymeric or monomeric. The composition can contain a polymer binder. However, the binder material is disclosed in a long list without any detailed specification.

**[0008]** US 6,277,504 B1 discloses specific light emitting compounds and compositions comprising the same. The compositions may include a binder. However, no detailed specification of the binder is provided.

35     **[0009]** US 6,294,273 B1 describes light emitting compounds being soluble in methanol. The compositions comprising these compounds may contain polymer binders. However, the binder material is disclosed in a long list without any detailed specification.

**[0010]** WO 2005/055248 A2 relates to compositions comprising specific organic semiconductor compounds and an organic binder having a permittivity of 3.3 or less at 1000 Hz. However, the specific organic semiconductor compounds as disclosed in WO 2005/055248 A2 should form a layer having a high crystallinity in order to achieve a high efficiency. In contrast thereto, layers emitting light should usually have a low crystallinity for providing high efficiency. Therefore, the concept of WO 2005/055248 A2 cannot be applied to OLED layers. Patent document WO2009151978 discloses compositions containing silylethynylpentacene derivatives, dissolved in a solvent or solvent mixtures in the presence of polystyrene.

**[0011]** Patent document WO2004101707 discloses the fabrication of OLEDs, and in particular it refers to the use of phosphorescent and charge transporting material for the fabrication of emitting layers. The document refers to the use of different phosphorescent materials blended together with a host materials based on CBT wherein the blend can comprise 5 to 50 mol % of phosphorescent emitter.

45     **[0012]** The article by Jeong-Ik Lee "White light emitting electrophosphorescent devices with solution processed emission layer", Japanese Journal of Applied Physics, Part 1, 07.12.2006, pages 9231-9233, describes a coating composition for the fabrication of an emission layer of light emitting diodes, comprising an inert binder and phosphorescent materials. In particular the composition comprises a mixture of iridium(III)bis(4,6-difluorophenyl)-pyridinato-N,C<sup>2'</sup>)picolinate (Flrpic) and bis(2-phenylbenzothiazolato-N,C<sup>2'</sup>)iridium(III)(acetylacetonate) [Bt<sub>2</sub>Ir(acac)], 4,4'-bis(carbazoyl-9-yl)biphenyl (CBP) and polystyrene as binder and toluene. Solutions of small molecules in a solvent do not generally have a big effect on the viscosity of the resultant solution as occurs with polymers. Therefore, compositions of small molecules for conventional printing applications like ink jet printing, flexographic or gravure printing need additives to increase ink viscosity and improve film formation. The prior art provides compositions being useful in order to process low molecular weight organic light emitting and charge transport materials. However, it is a permanent desire to improve the performance of the OLED layer, especially in terms of efficiency, lifetime and sensitivity regarding oxidation or water.

**[0013]** It is therefore desirable to have fluids comprising light emitting materials and/or charge transport materials that are suitable for the preparation of OLED devices by the aforementioned solution based processes, which allow the manufacture of very homogeneous OLED devices having a high efficiency, a long lifetime, and a low sensitivity against water or oxidation. One aim of the present invention is to provide such improved fluids. Another aim is to provide improved methods of preparing an OLED device from such fluids. Another aim is to provide improved OLED devices obtained from such fluids and methods. Further aims are immediately evident to the person skilled in the art from the following description. Surprisingly it has been found that these aims can be achieved, and the above-mentioned problems can be solved, by providing methods, materials and devices as claimed in the present invention, especially by providing a process for preparing an OLED device using a composition comprising a polymeric binder.

#### Summary of the Invention

**[0014]** Composition comprising one or more organic light emitting materials having a molecular weight of at most 5000 g/mol, wherein said light emitting material is an organic phosphorescent compound which emits light and in addition contains at least one atom having an atomic number greater than 38, one or more organic solvents having a boiling point of at least 130 °C, and one or more polymers, characterized in that said polymer, which has a weight average molecular weight of at least 100,000 g/mol, determined by gel permeation chromatography against polystyrene standards, is an inert binder and in that the composition comprises 0.5 to 4% by weight of one or more organic light emitting materials and 0.5 to 4 % by weight of said inert binder, in relation to 100% of the solvent or solvent mixture, wherein the weight ratio of said inert polymeric binder to the light emitting material is in the range from 1:2 to 1:5, wherein inert binder means that the polymer does not have semiconducting properties or chemically reacts with any of the semiconducting compounds in the composition, and wherein said inert binder is a polymer comprising repeating units derived from olefin monomers consisting of hydrogen and carbon atoms and/or styrene monomers. The invention further relates to the use of a formulation as described above and below as coating or printing ink for the preparation of OLED devices, in particular for rigid and flexible OLED devices.

**[0015]** The invention further relates to a process of preparing an organic light emitting diode (OLED) device, comprising the steps of

- a) depositing a composition as described above and below onto a substrate, preferably to form a film or layer, and
- b) removing the solvent(s), for example by evaporation.

**[0016]** OLED devices can for example be used for illumination, for medical illumination purposes, as signalling device, as signage devices, and in displays. Displays can be addressed using passive matrix driving, total matrix addressing or active matrix driving. Transparent OLEDs can be manufactured by using optically transparent electrodes. Flexible OLEDs are assessable through the use of flexible substrates.

**[0017]** The compositions, methods and devices of the present invention provide surprising improvements in the efficiency of the OLED devices and the production thereof. Unexpectedly, the performance, the lifetime and the efficiency of the OLED devices can be improved, if these devices are achieved by using a composition of the present invention. Furthermore, the composition of the present invention provides an astonishingly high level of film forming. Especially, the homogeneity and the quality of the films can be improved. In addition thereto, the present invention enables better solution printing of multi layer devices.

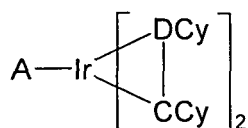
#### Detailed Description of the Invention

**[0018]** The organic light emitting materials and/or charge transport materials can be selected from standard materials known to the skilled person and described in the literature having a molecular weight of at most 5000 g/mol. Preferably, the composition comprises an organic light emitting material. Organic light emitting material according to the present application means a material which emits light having a  $\lambda_{\max}$  in the range from 300 to 800 nm.

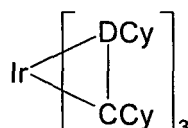
**[0019]** The composition according to the present invention comprises 0.5 to 4% by weight of one or more organic light emitting materials. The percent data relate to 100% of the solvent or solvent mixture.

**[0020]** The light emitting material or the charge transport material (below together named as organic semiconductor) used here is either a pure component or a mixture of two or more components. The organic light emitting materials and/or charge transport materials includes phosphorescent compounds. The phosphorescent compound according to the present invention emits light and in addition contains at least one atom having an atomic number greater than 38 and preferably less than 84, more preferably greater than 56 and less than 80. The phosphorescence emitters used are preferably compounds which contain molybdenum, tungsten, rhenium, ruthenium, osmium, rhodium, iridium, palladium, platinum, silver, gold or europium, in particular compounds which contain iridium or platinum.

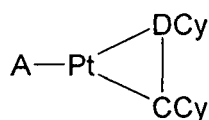
**[0021]** Particularly preferred organic phosphorescent compounds are compounds of formulae (1) to (4):



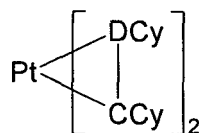
formula (1)



formula (2)



formula (3)



formula (4)

where

DCy is, identically or differently on each occurrence, a cyclic group which contains at least one donor atom, preferably nitrogen, carbon in the form of a carbene or phosphorus, via which the cyclic group is bonded to the metal, and which may in turn carry one or more substituents  $R^1$ ; the groups DCy and CCy are connected to one another via a covalent bond;

CCy is, identically or differently on each occurrence, a cyclic group which contains a carbon atom via which the cyclic group is bonded to the metal and which may in turn carry one or more substituents  $R^1$ ;

A is, identically or differently on each occurrence, a monoanionic, bidentate chelating ligand, preferably a diketonate ligand;

$R^1$  are identically or differently at each instance, and are F, Cl, Br, I,  $\text{NO}_2$ , CN, a straight-chain, branched or cyclic alkyl or alkoxy group having from 1 to 20 carbon atoms, in which one or more non-adjacent  $\text{CH}_2$  groups may be replaced by -O-, -S-, - $\text{NR}^2$ -, - $\text{CONR}^2$ -, -CO-O-, -C=O-, -CH=CH- or -C=C-, and in which one or more hydrogen atoms may be replaced by F, or an aryl or heteroaryl group which has from 4 to 14 carbon atoms and may be substituted by one or more nonaromatic  $R^1$  radicals, and a plurality of substituents  $R^1$ , either on the same ring or on the two different rings, may together in turn form a mono- or polycyclic, aliphatic or aromatic ring system; and

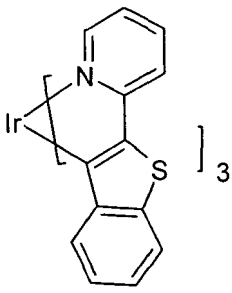
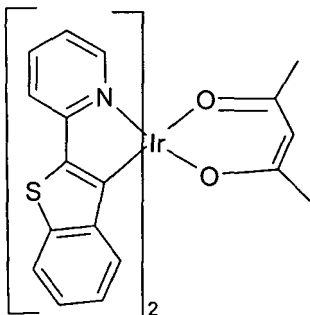
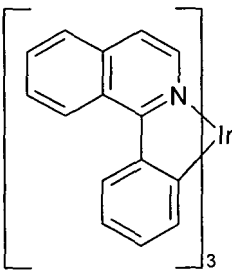
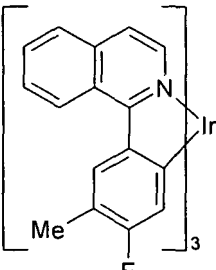
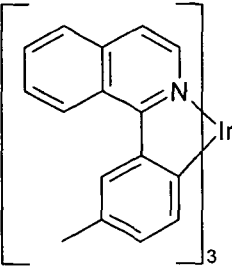
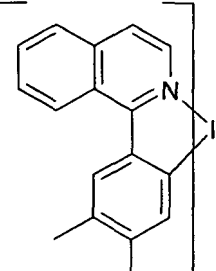
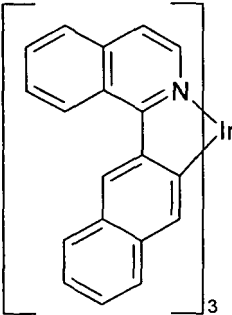
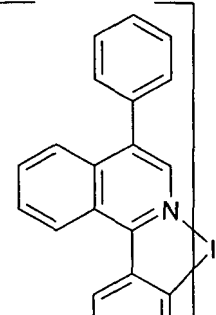
$R^2$  are identically or differently at each instance, and are a straight-chain, branched or cyclic alkyl or alkoxy group having from 1 to 20 carbon atoms, in which one or more nonadjacent  $\text{CH}_2$  groups may be replaced by -O-, -S-, -CO-O-, -C=O-, -CH=CH- or -C $\equiv$ C-, and in which one or more hydrogen atoms may be replaced by F, or an aryl or heteroaryl group which has from 4 to 14 carbon atoms and may be substituted by one or more nonaromatic  $R^1$  radicals.

**[0022]** Formation of ring systems between a plurality of radicals  $R^1$  means that a bridge may also be present between the groups DCy and CCy. Furthermore, formation of ring systems between a plurality of radicals  $R^1$  means that a bridge may also be present between two or three ligands CCy-DCy or between one or two ligands CCy-DCy and the ligand A, giving a polydentate or polypodal ligand system.

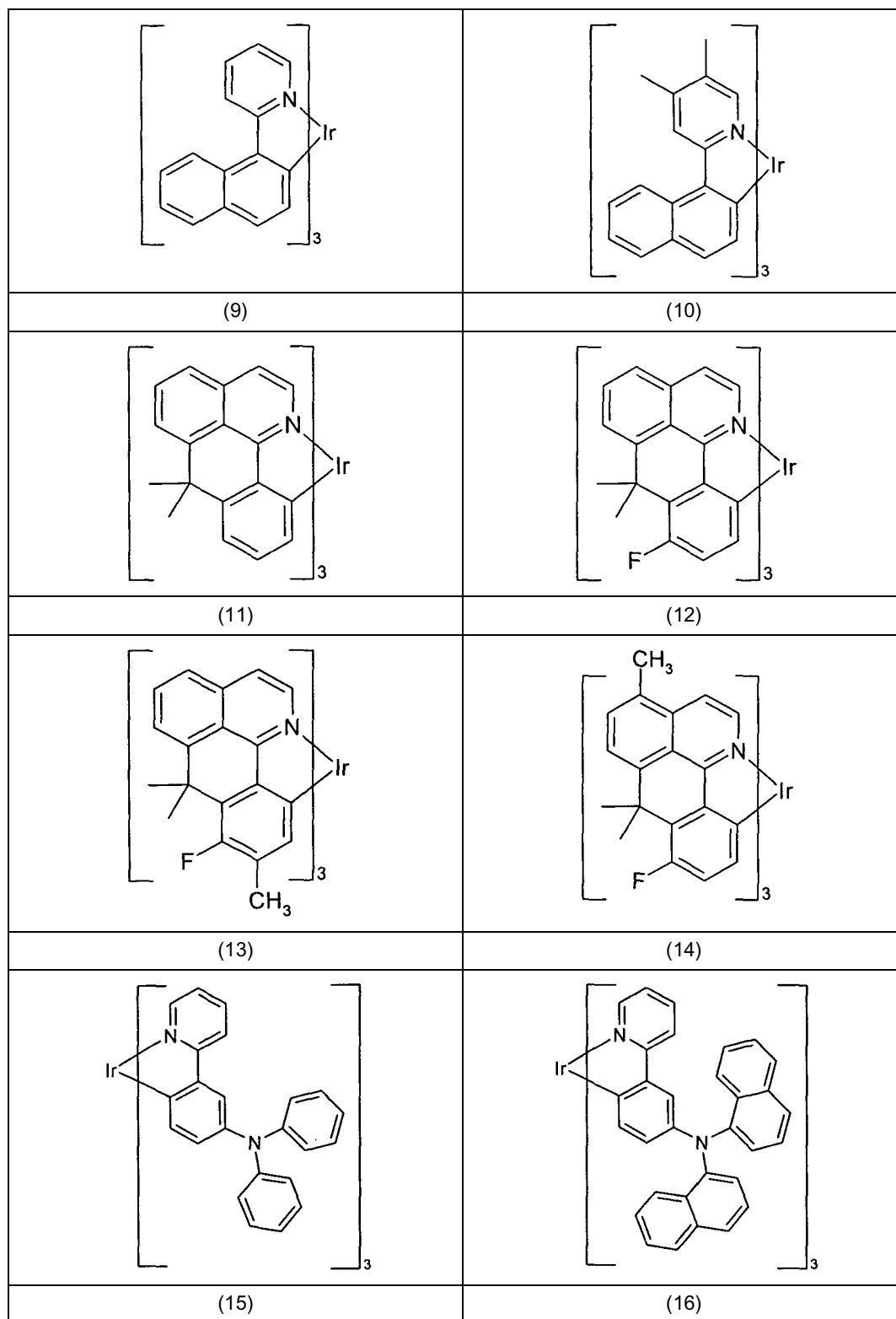
**[0023]** Examples of the emitters described above are revealed by the applications WO 00/70655, WO 01/41512, WO 02/02714, WO 02/15645, EP 1191613, EP 1191612, EP 1191614, WO 04/081017, WO 05/033244, WO 05/042550, WO 05/113563, WO 06/008069, WO 06/061182,

**[0024]** WO 06/081973 and DE 102008027005. In general, all phosphorescent complexes as are used in accordance with the prior art for phosphorescent OLEDs and as are known to the person skilled in the art in the area of organic electroluminescence are suitable, and the person skilled in the art will be able to use further phosphorescent compounds without inventive step. In particular, it is known to the person skilled in the art which phosphorescent complexes emit with which emission colour.

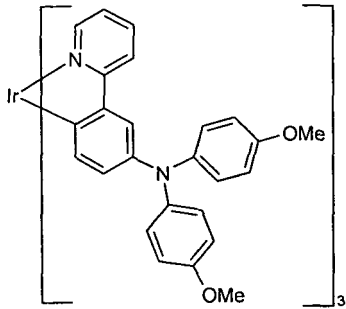
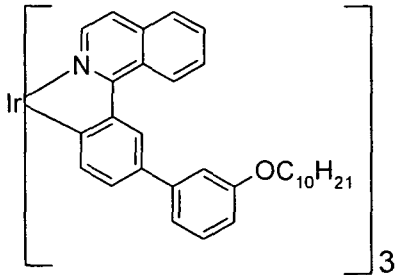
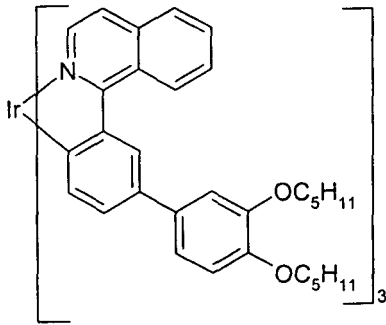
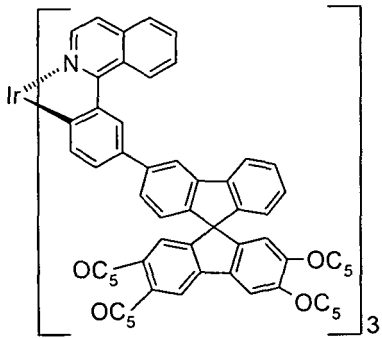
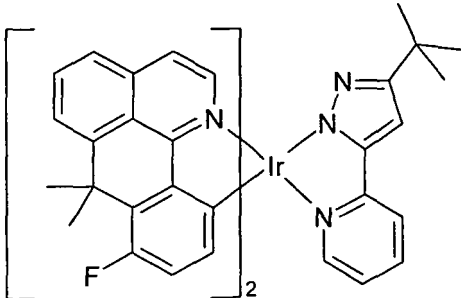
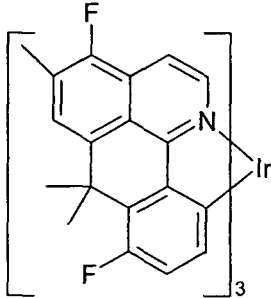
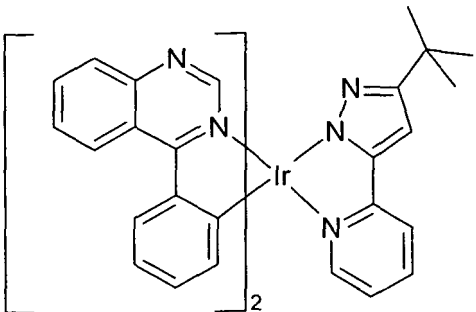
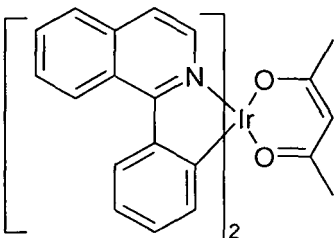
**[0025]** Examples of preferred phosphorescent compounds are shown in the following table.

<p>5</p> <p>10</p>  <p>(1)</p>	 <p>(2)</p>
<p>15</p> <p>20</p>  <p>(3)</p>	 <p>(4)</p>
<p>25</p> <p>30</p> <p>35</p>  <p>(5)</p>	 <p>(6)</p>
<p>40</p> <p>45</p> <p>50</p>  <p>(7)</p>	 <p>(8)</p>

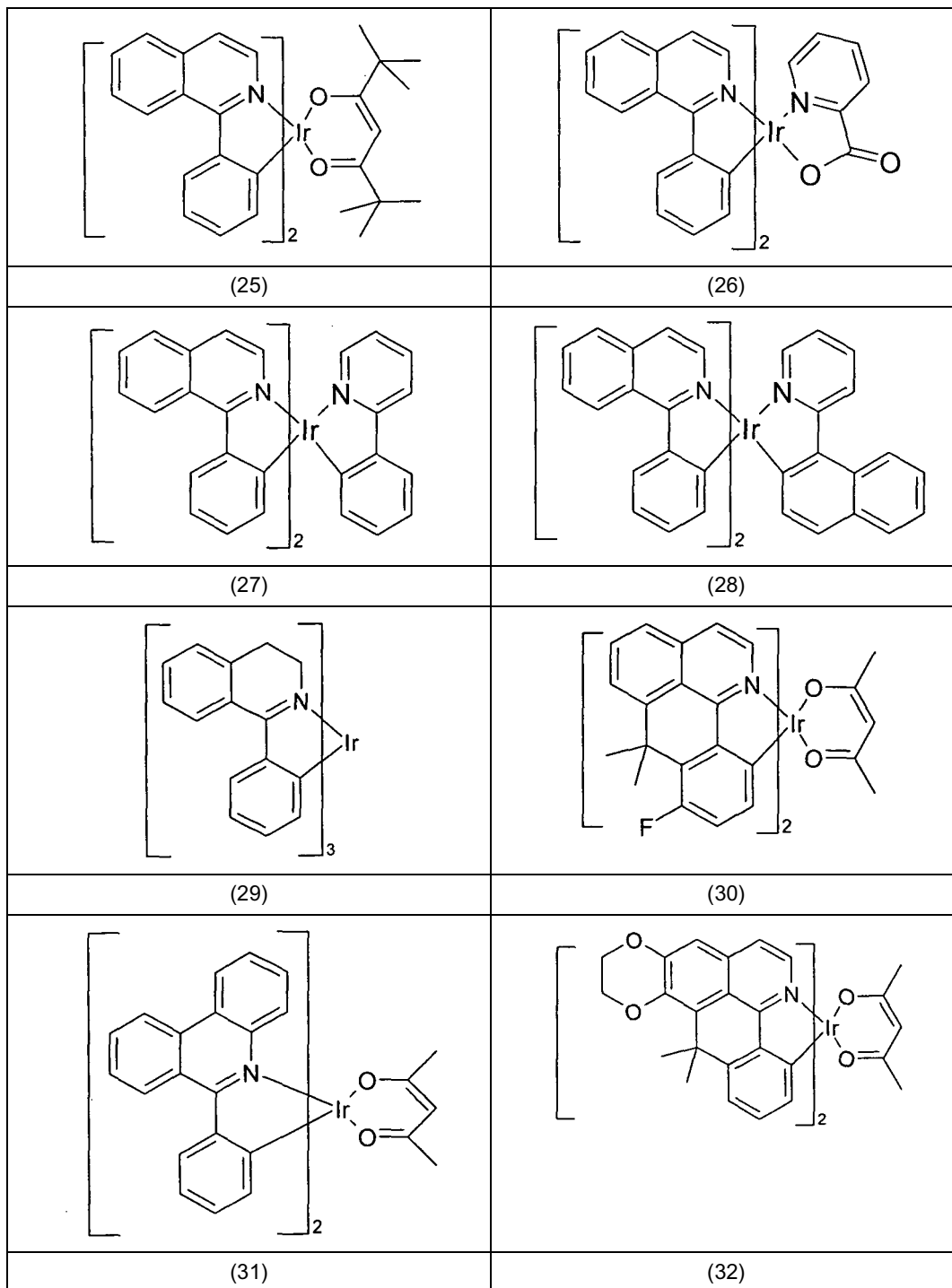
(continued)



(continued)

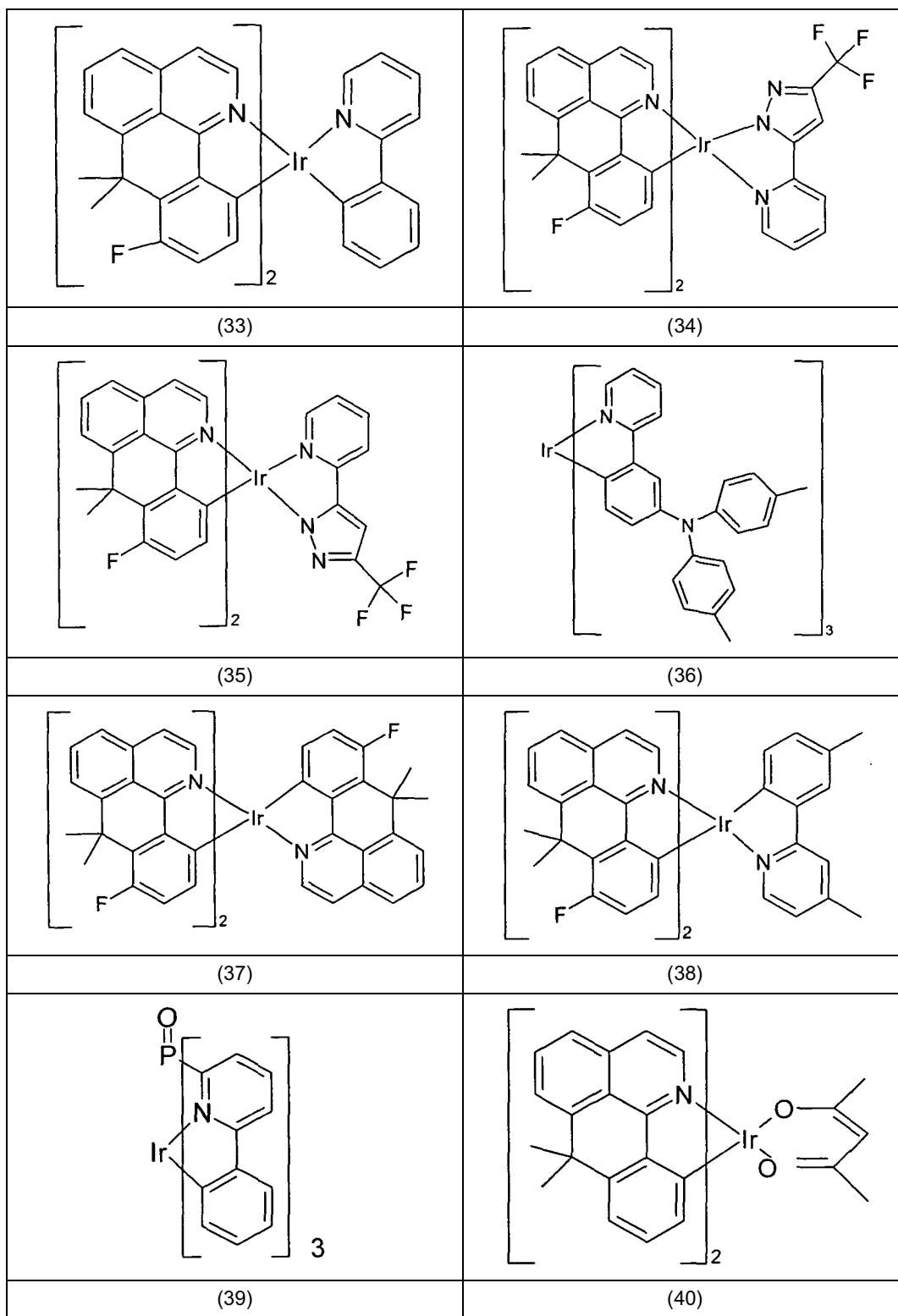
5		
10	(17)	(18)
15		
20	(19)	(20)
25		
30	(21)	(22)
35		
40	(23)	(24)
45		
50		
55		

(continued)

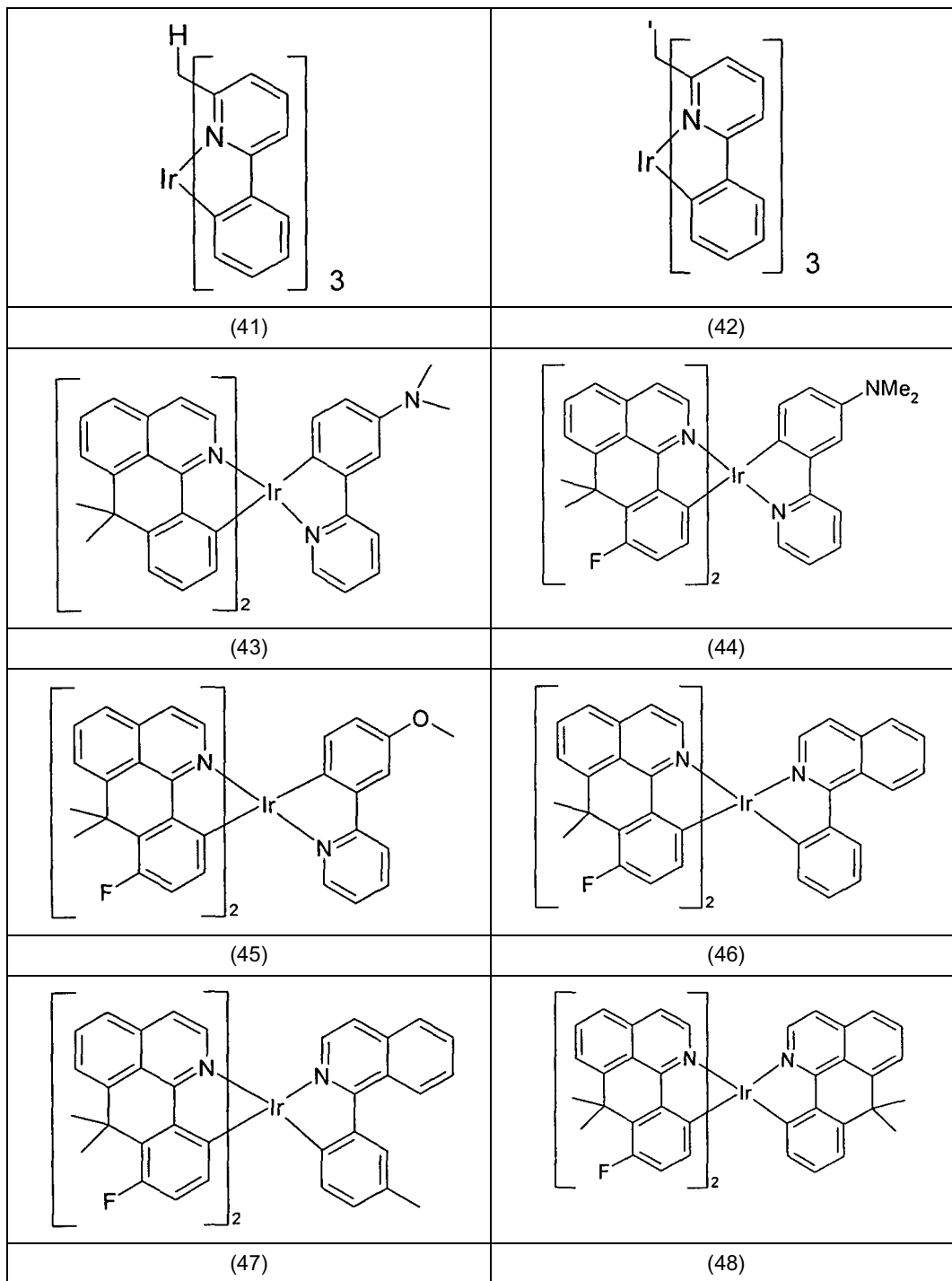




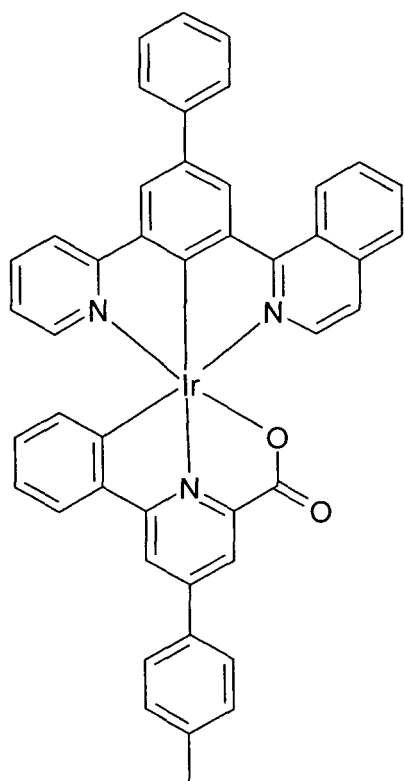
(continued)



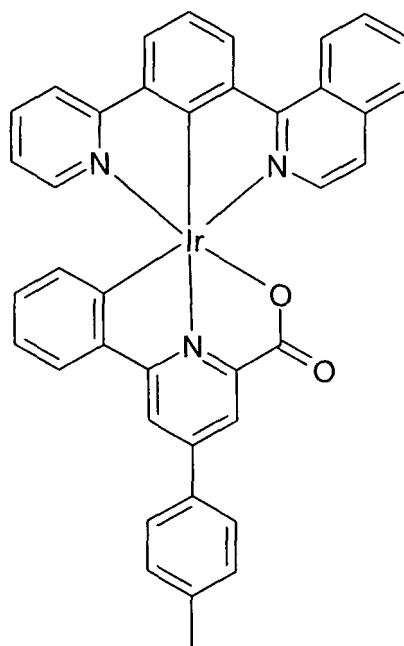
(continued)



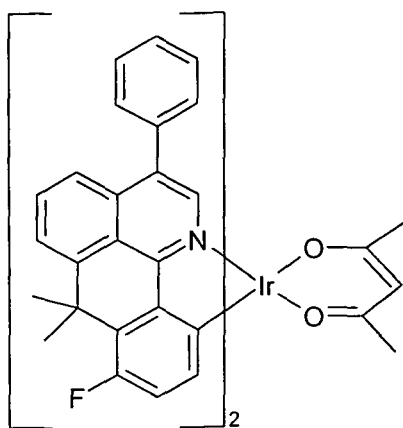
(continued)



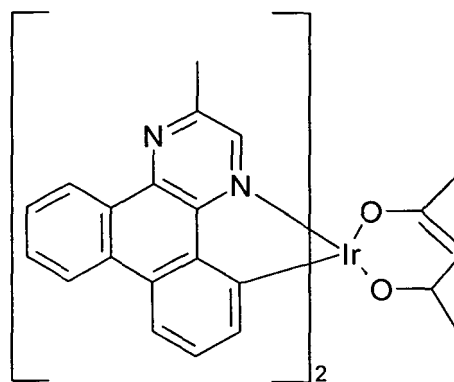
(49)



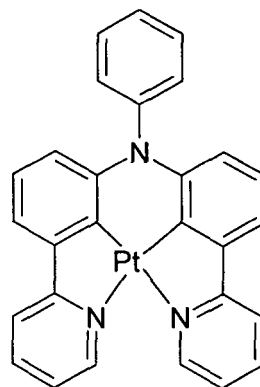
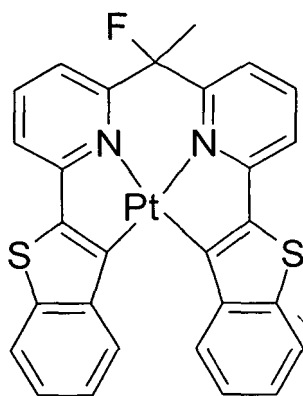
(50)



(51)



(52)



(continued)

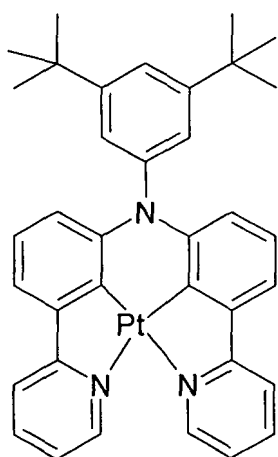
	(53)	(54)
5		
10		
15		
20	(55)	(56)
25		
30		
35	(57)	(58)
40		
45	(59)	(60)
50		
55	(61)	(62)

(continued)

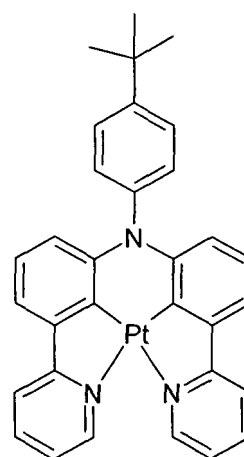
5

10

15



(63)

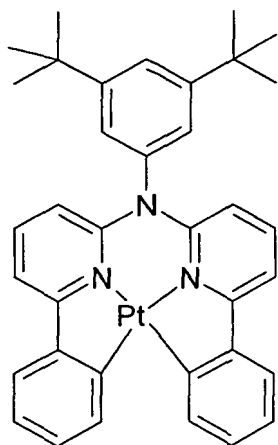


(64)

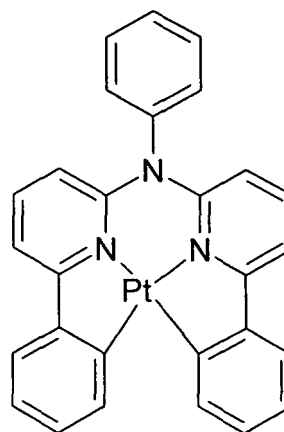
20

25

30



(65)



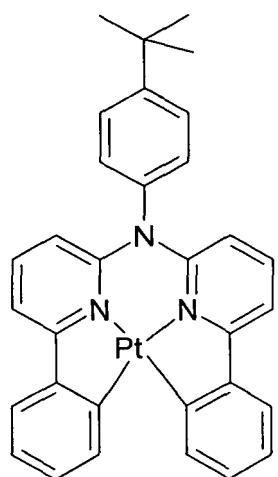
(66)

35

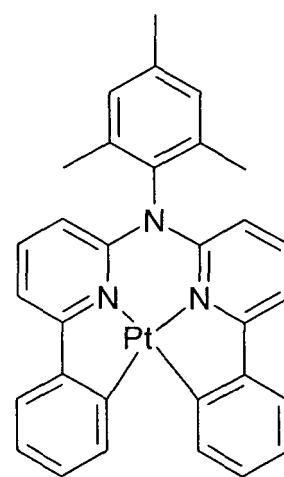
40

45

50



(67)



(68)

55

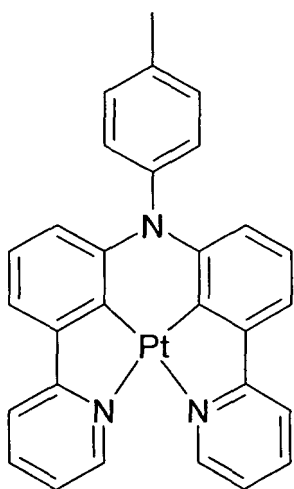
(continued)

5

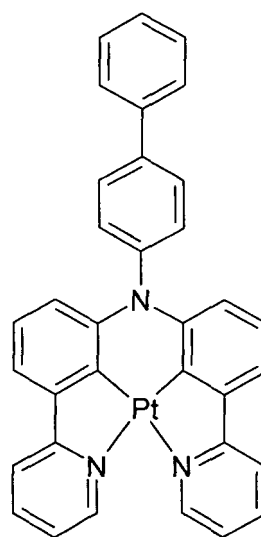
10

15

20



(69)

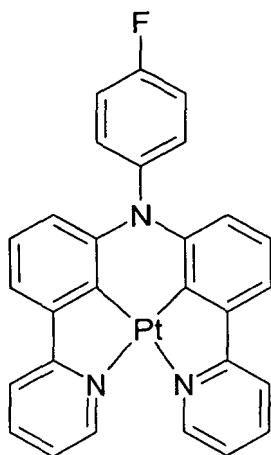


(70)

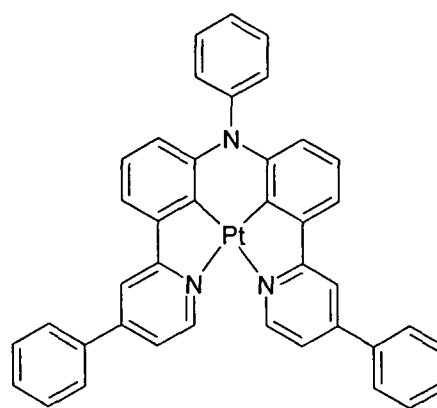
25

30

35



(71)



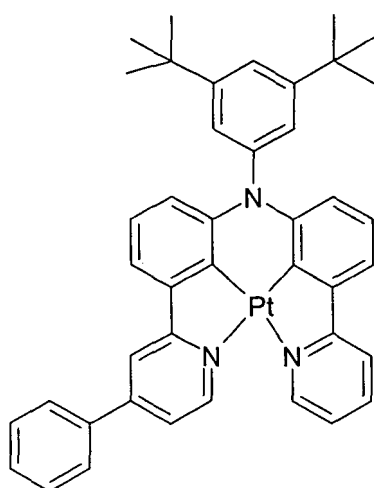
(72)

40

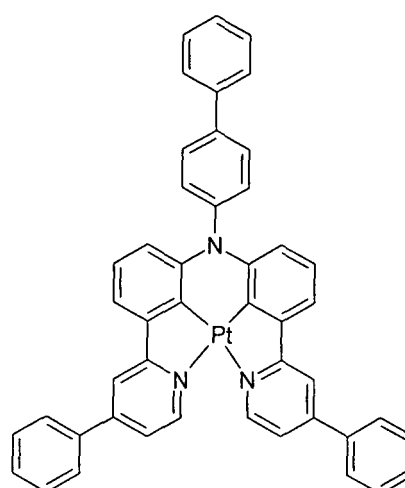
45

50

55



(73)



(74)

(continued)

5

10

15

20

25

30

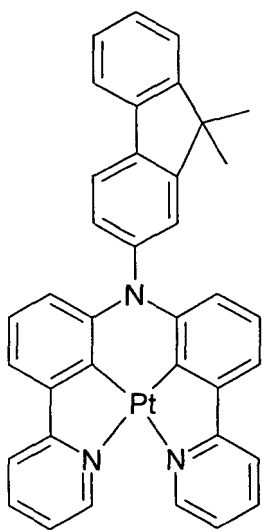
35

40

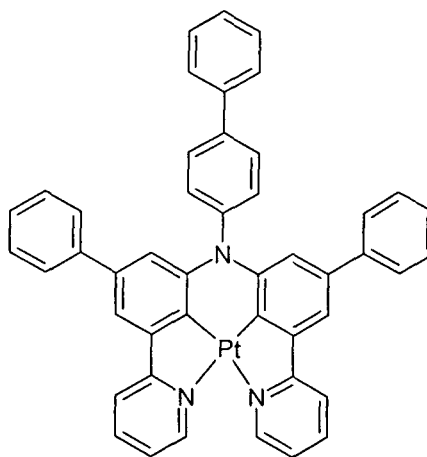
45

50

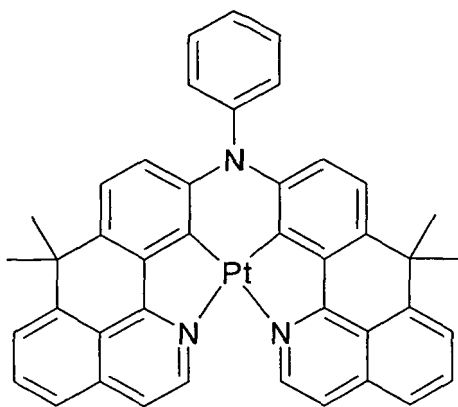
55



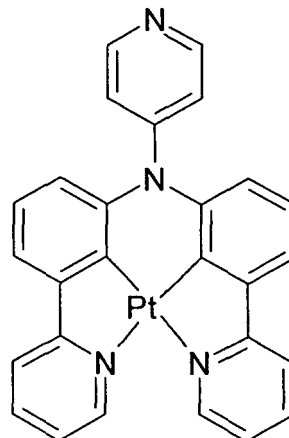
(75)



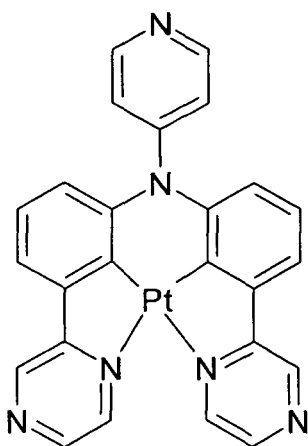
(76)



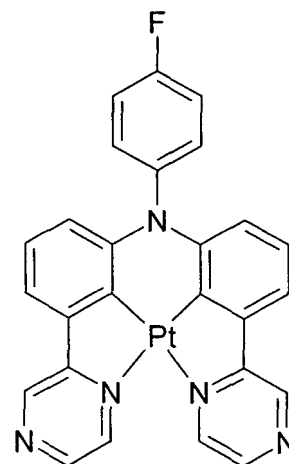
(77)



(78)

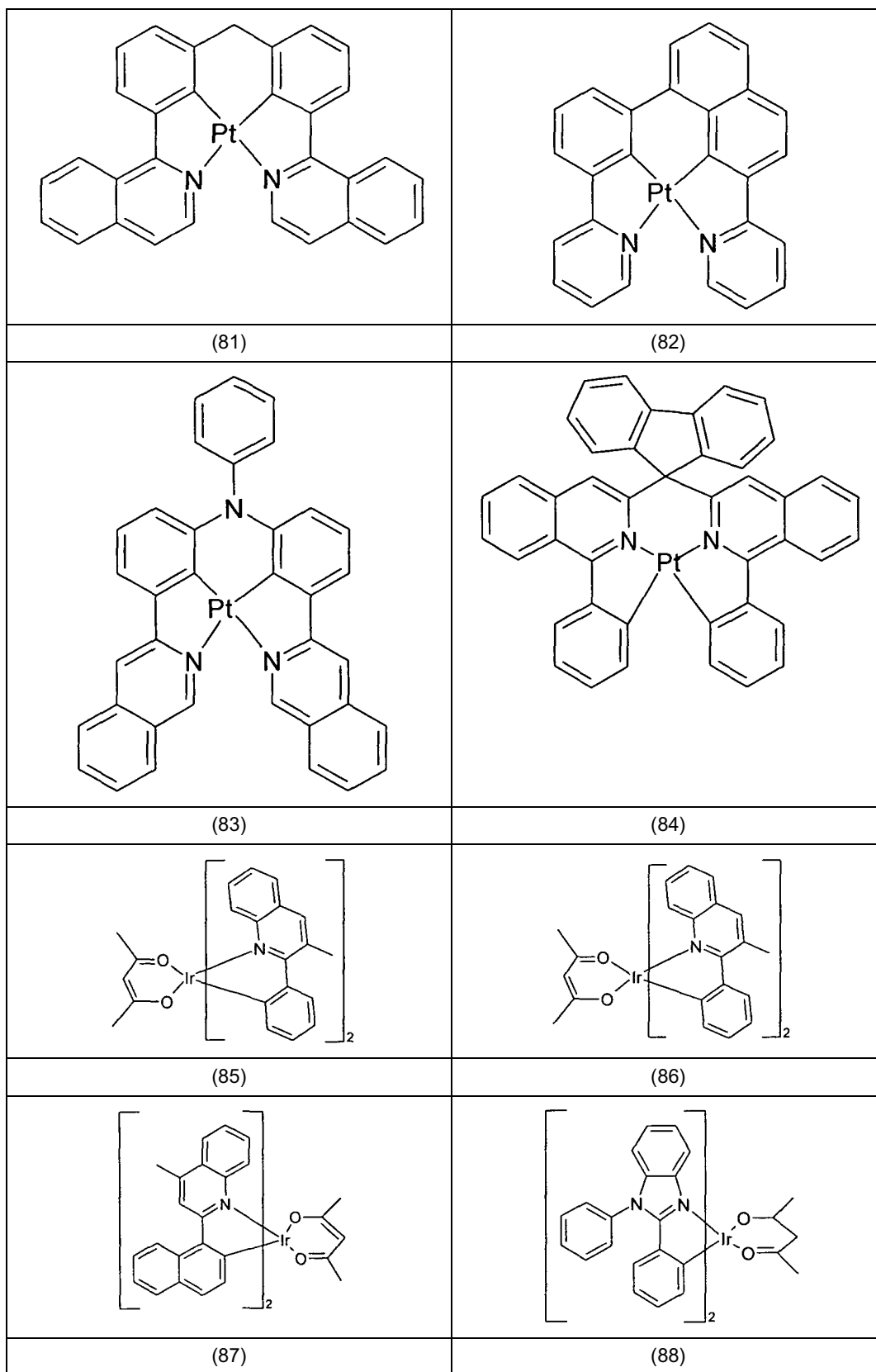


(79)



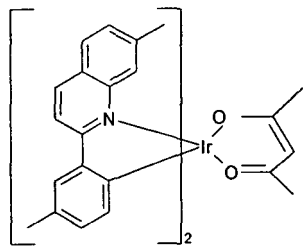
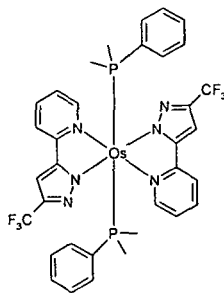
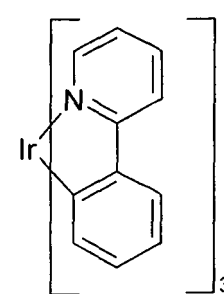
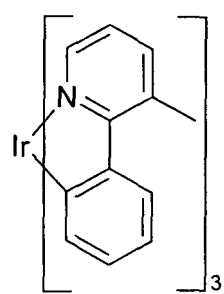
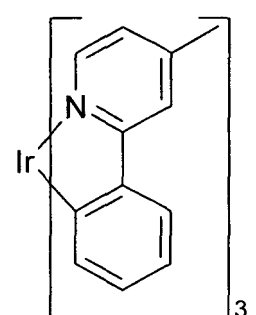
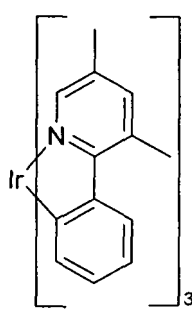
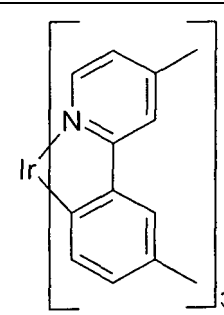
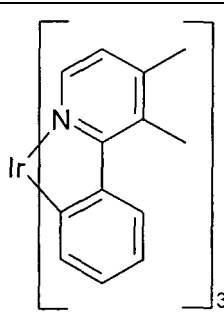
(80)

(continued)

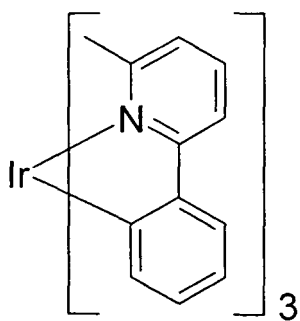




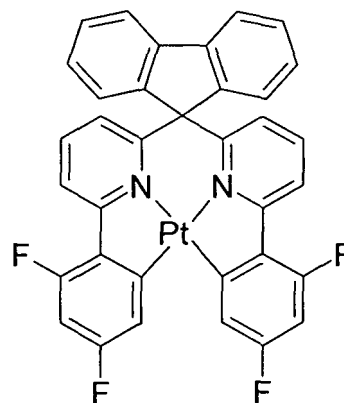
(continued)

 <p>(89)</p>	 <p>(90)</p>
 <p>(91)</p>	 <p>(92)</p>
 <p>(93)</p>	 <p>(94)</p>
 <p>(95)</p>	 <p>(96)</p>

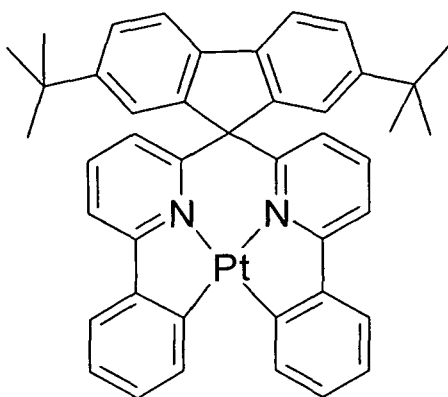
(continued)



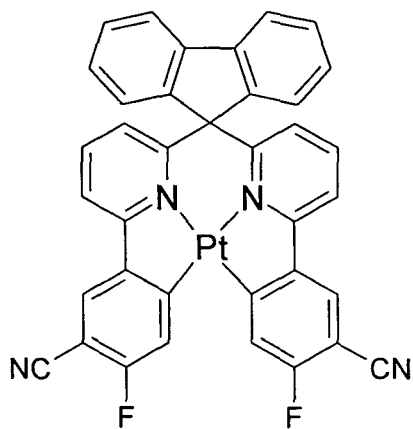
(97)



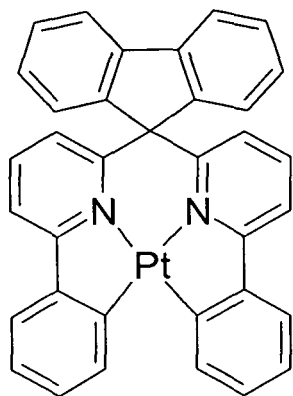
(98)



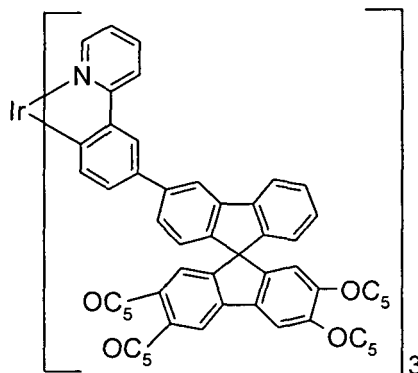
(99)



(100)

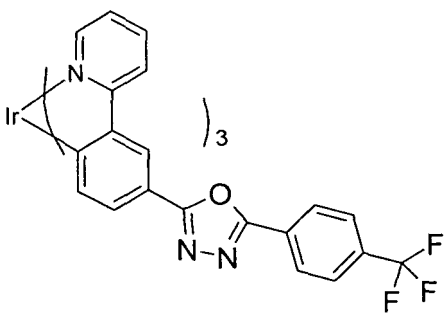
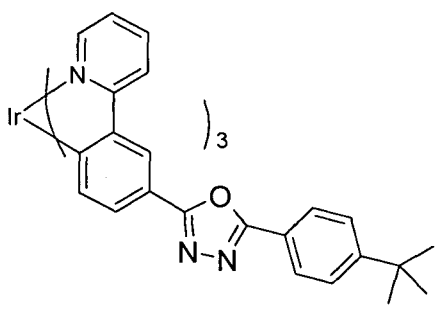
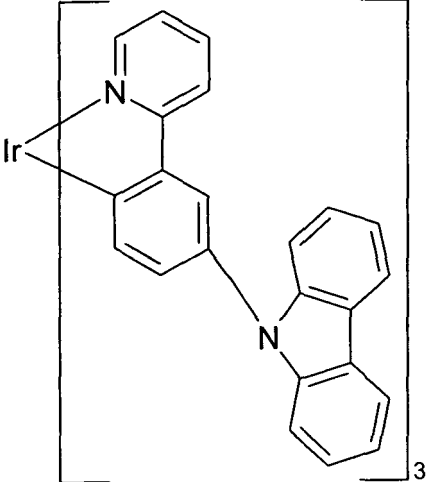
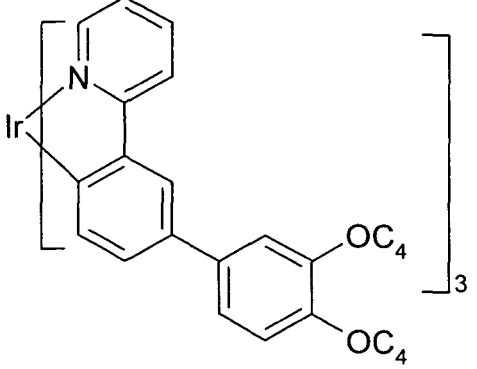
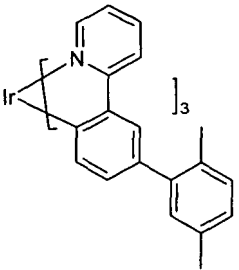
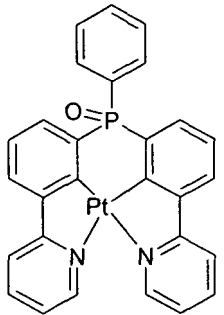


(101)

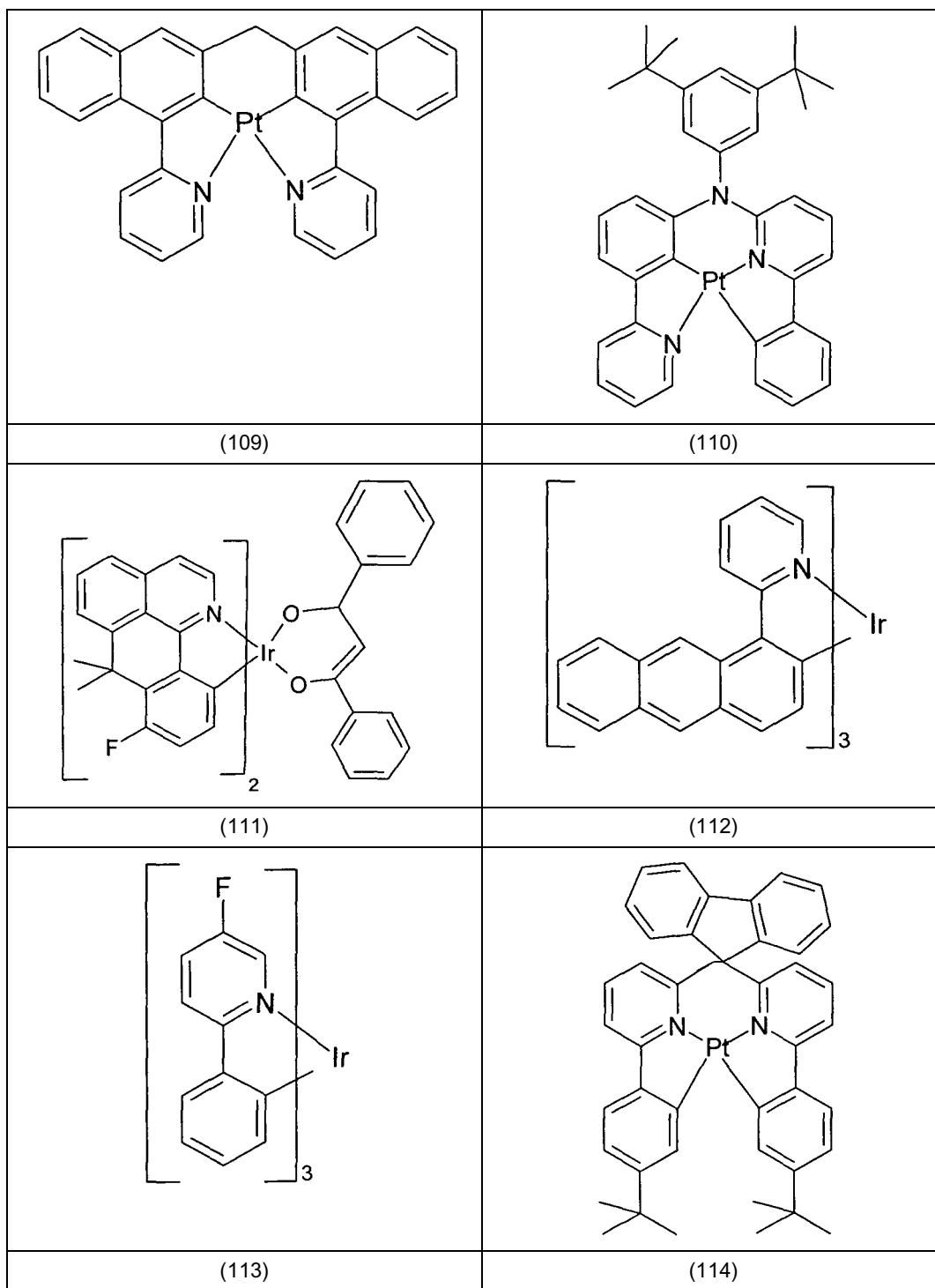


(102)

(continued)

5 10		
	(103)	(104)
15 20 25 30		
	(105)	(106)
35 40		
45	(107)	(108)

(continued)

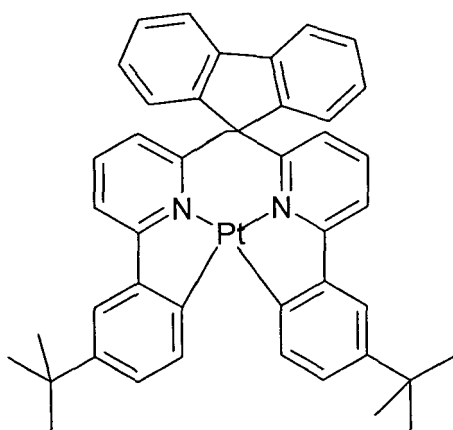


(continued)

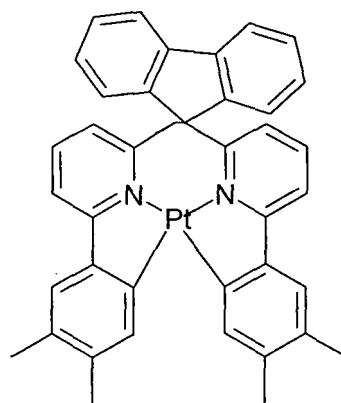
5

10

15



(115)

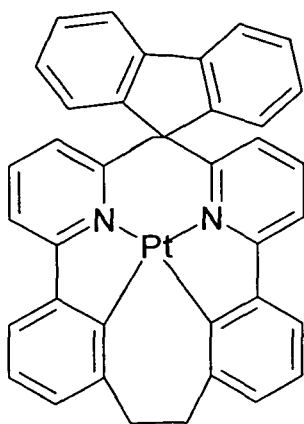


(116)

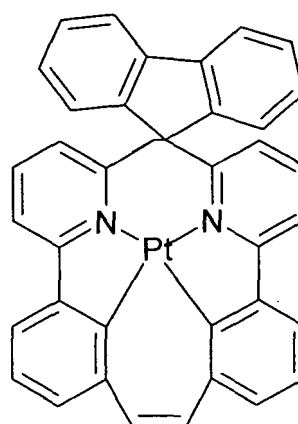
20

25

30



(117)



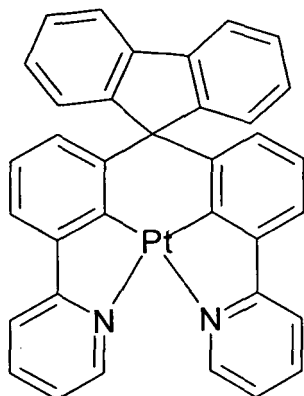
(118)

35

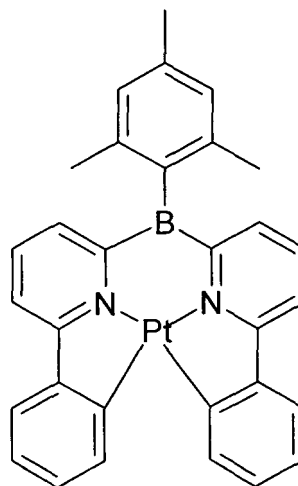
40

45

50



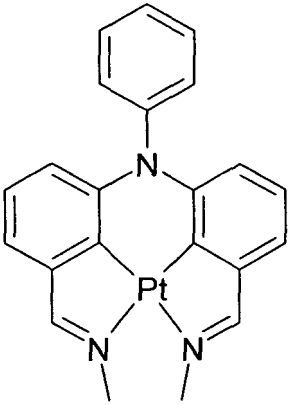
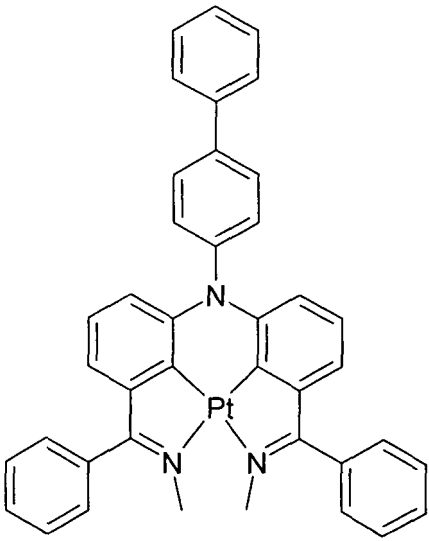
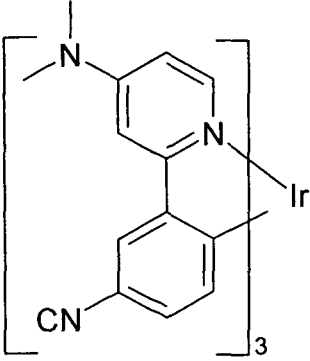
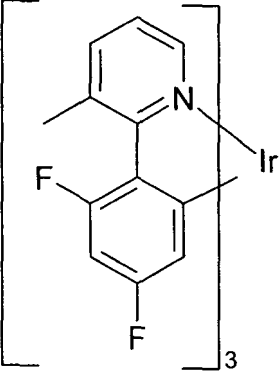
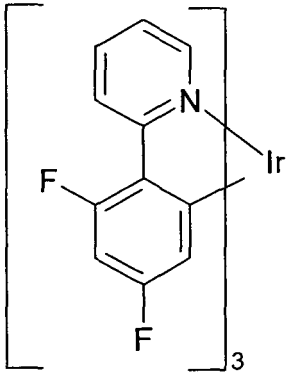
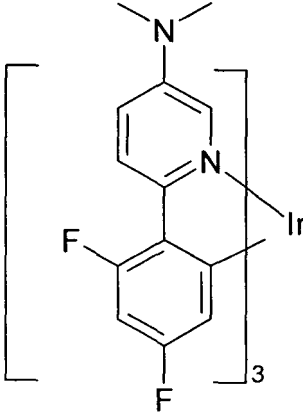
(119)



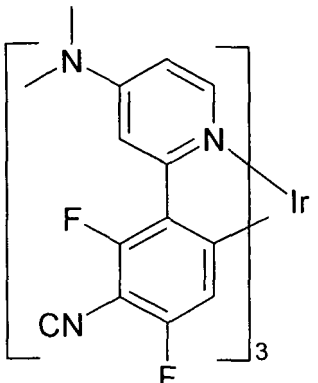
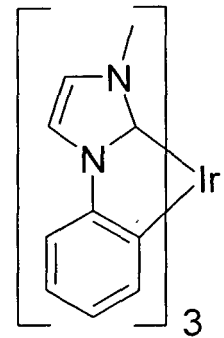
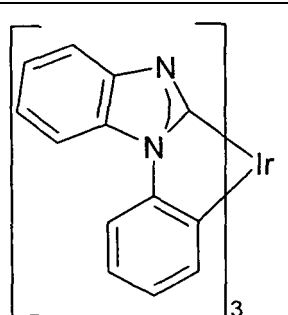
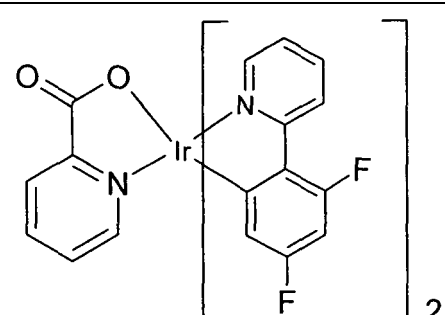
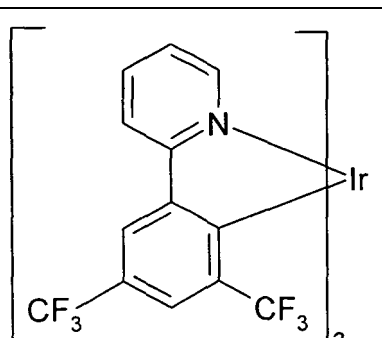
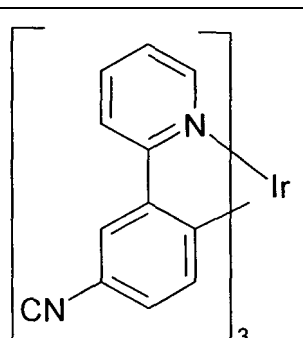
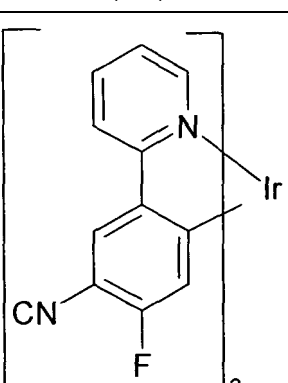
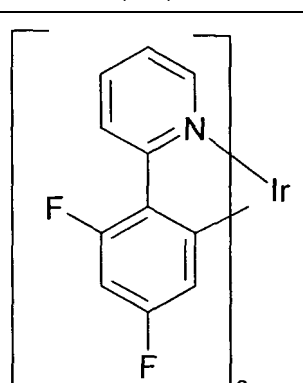
(120)

55

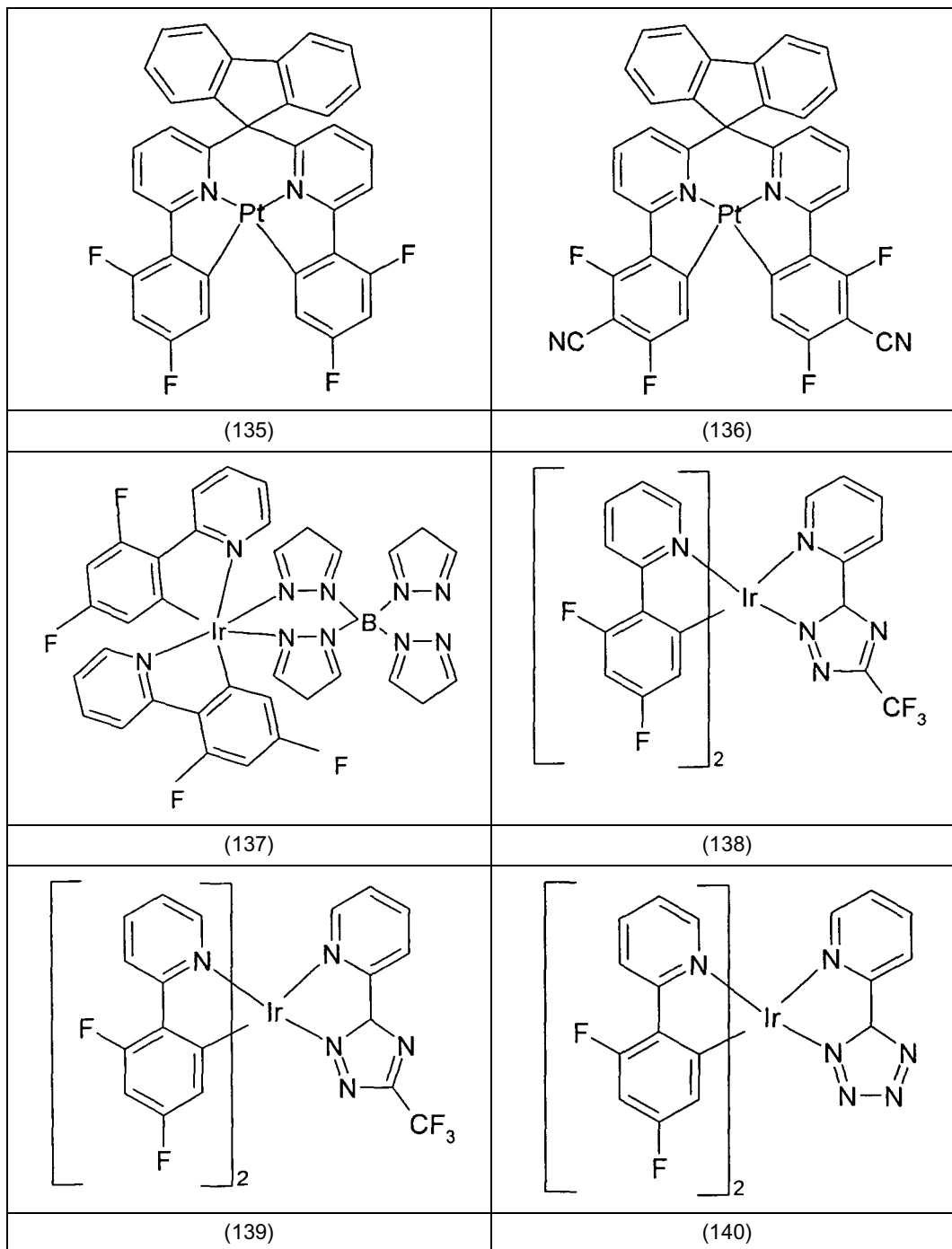
(continued)

5 10 15 20		
	(121)	(122)
25 30 35		
	(123)	(124)
40 45 50		
	(125)	(126)

(continued)

5 10 15	 <p>(127)</p>	 <p>(128)</p>
20 25	 <p>(129)</p>	 <p>(130)</p>
30 35 40	 <p>(131)</p>	 <p>(132)</p>
45 50 55	 <p>(133)</p>	 <p>(134)</p>

(continued)

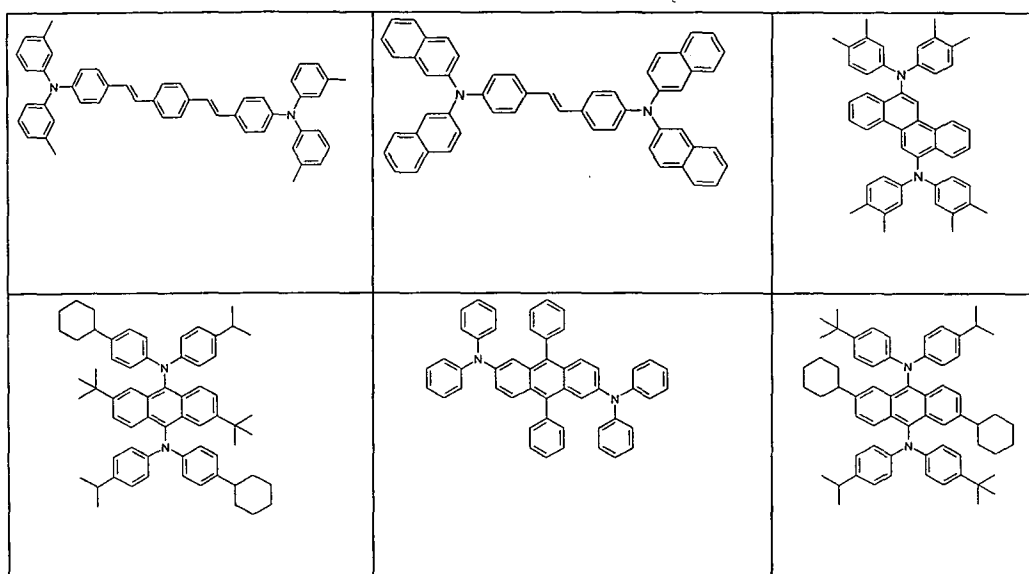


**[0026]** Preferred dopants are selected from the class of the monostyrylamines, the distyrylamines, the tristyrylamines, the tetrastyrylamines, the styryl-phosphines, the styryl ethers and the arylamines. A monostyrylamine is taken to mean a compound which contains one substituted or unsubstituted styryl group and at least one, preferably aromatic, amine. A distyrylamine is taken to mean a compound which contains two substituted or unsubstituted styryl groups and at least one, preferably aromatic, amine. A tristyrylamine is taken to mean a compound which contains three substituted or unsubstituted styryl groups and at least one, preferably aromatic, amine. A tetrastyrylamine is taken to mean a compound which contains four substituted or unsubstituted styryl groups and at least one, preferably aromatic, amine. The styryl groups are particularly preferably stilbenes, which may also be further substituted. Corresponding phosphines and ethers are defined analogously to the amines. For the purposes of the present invention, an arylamine or an aromatic amine is taken to mean a compound which contains three substituted or unsubstituted aromatic or heteroaromatic ring systems bonded directly to the nitrogen. At least one of these aromatic or heteroaromatic ring systems is preferably a condensed



ring system, particularly preferably having at least 14 aromatic ring atoms. Preferred examples thereof are aromatic anthraceneamines, aromatic anthracenediamines, aromatic pyreneamines, aromatic pyrenediamines, aromatic chryseneamines or aromatic chrysenediamines. An aromatic anthraceneamine is taken to mean a compound in which one diarylamino group is bonded directly to an anthracene group, preferably in the 9-position. An aromatic anthracenediamine is taken to mean a compound in which two diarylamino groups are bonded directly to an anthracene group, preferably in the 9,10-position. Aromatic pyreneamines, pyrenediamines, chryseneamines and chrysenediamines are defined analogously thereto, where the diarylamino groups are preferably bonded to the pyrene in the 1-position or in the 1,6-position. Further preferred dopants are selected from indenofluoreneamines or indenofluorenediamines, for example in accordance with WO 06/122630, benzoindenofluoreneamines or benzoindenofluorenediamines, for example in accordance with WO 08/006449, and dibenzoindenofluoreneamines or dibenzoindenofluorenediamines, for example in accordance with WO 07/140847. Examples of dopants from the class of the styrylamines are substituted or unsubstituted tristilbeneamines or the dopants described in WO 06/000388, WO 06/058737, WO 06/000389, WO 07/065549 and WO 07/115610. Preference is furthermore given to the condensed hydrocarbons disclosed in DE 102008035413.

**[0027]** Suitable dopants are furthermore the structures depicted in the following table, and the derivatives of these structures disclosed in JP 06/001973, WO 04/047499, WO 06/098080, WO 07/065678, US 2005/0260442 and WO 04/092111.



**[0028]** Another group of dopants are short (oligo-) arylenevinylenes (for example DPVBi or spiro-DPVBi in accordance with EP 676461).

**[0029]** The proportion of the dopant in the mixture of the emitting layer is between 0.1 and 50.0 % by weight, preferably between 0.5 and 20.0 % by weight, particularly preferably between 1.0 and 10.0 % by weight. Correspondingly, the proportion of the host material is between 50.0 and 99.9 % by weight, preferably between 80.0 and 99.5 % by weight, particularly preferably between 90.0 and 99.0 % by weight.

**[0030]** Suitable host materials for this purpose are materials from various classes of substance. Preferred host materials are selected from the classes of the oligoarylenes (for example 2,2',7,7'-tetraphenylspirobifluorene in accordance with EP 676461 or dinaphthylanthracene), in particular the oligoarylenes containing condensed aromatic groups, the oligoarylenevinylenes, the polypodal metal complexes (for example in accordance with WO 04/081017), the hole-conducting compounds (for example in accordance with WO 04/058911), the electron-conducting compounds, in particular ketones, phosphine oxides, sulfoxides, etc. (for example in accordance with WO 05/084081 and WO 05/084082), the atropisomers (for example in accordance with WO 06/048268), the boronic acid derivatives (for example in accordance with WO 06/117052), the benzantracenes (for example in accordance with WO 08/145239), the triazines or the benzimidazoles. Suitable host materials are furthermore also the benzo[c]phenanthrene compounds according to the invention which are described above. Apart from the compounds according to the invention, particularly preferred host materials are selected from the classes of the oligoarylenes containing naphthalene, anthracene, benzantracene and/or pyrene or atropisomers of these compounds, the oligoarylenevinylenes, the ketones, the phosphine oxides and the sulfoxides. Apart from the benzo[c]phenanthrene compounds according to the invention, very particularly preferred host materials are selected from the classes of the oligoarylenes containing anthracene, benzantracene and/or pyrene or atropisomers of these compounds. For the purposes of this invention, an oligoarylene is intended to be taken to mean

a compound in which at least three aryl or arylene groups are bonded to one another.

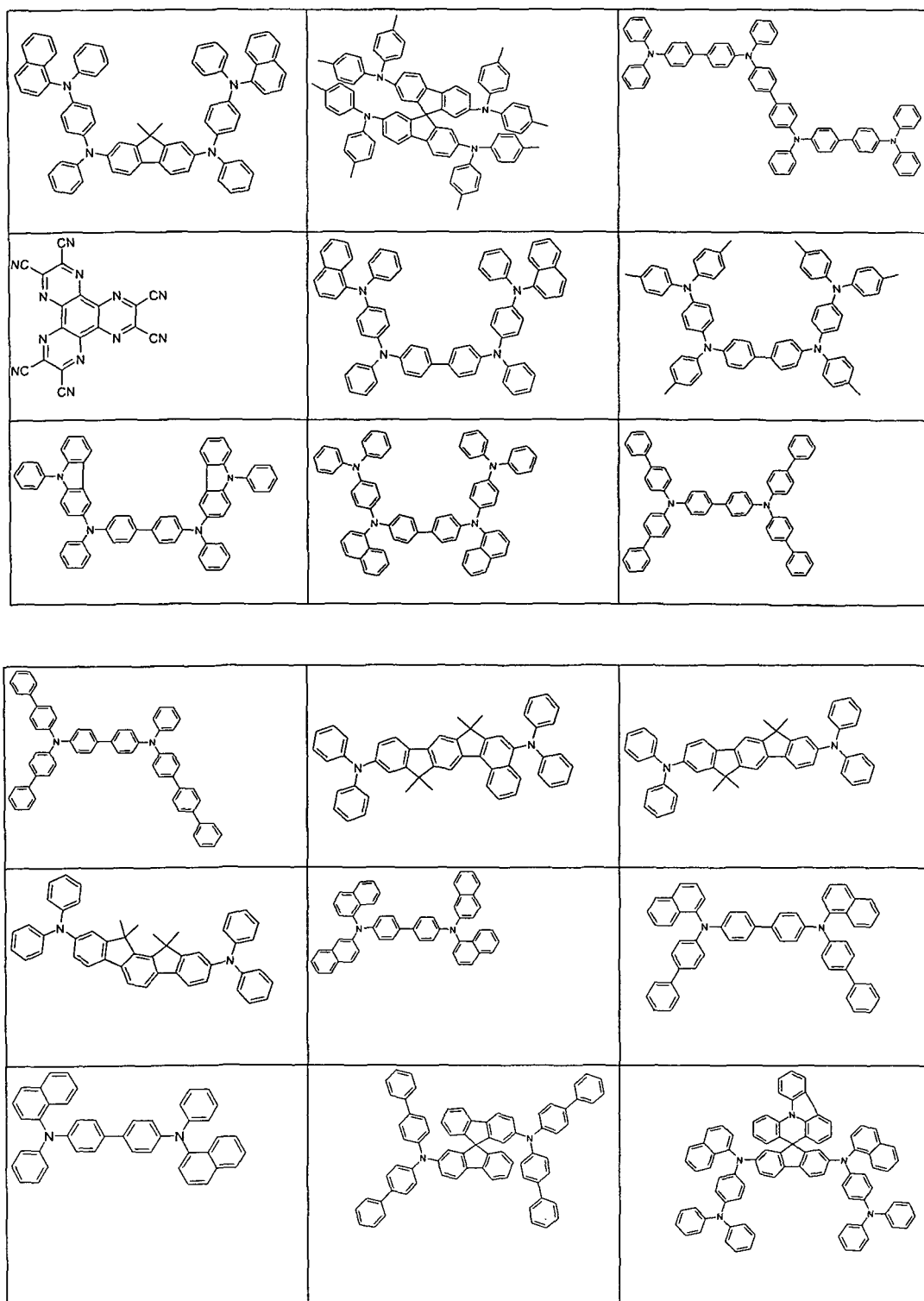
**[0031]** Suitable host materials are furthermore, for example, the materials depicted in the following table, and derivatives of these materials, as disclosed in WO 04/018587, WO 08/006449, US 5935721, US 2005/0181232, JP 2000/273056, EP 681019, US 2004/0247937 and US 2005/0211958.


**[0032]** For the purposes of this invention, a hole-injection layer is a layer which is directly adjacent to the anode. For the purposes of this invention, a hole-transport layer is a layer which is located between a hole-injection layer and an emission layer. It may be preferred for them to be doped with electron-acceptor compounds, for example with F<sub>4</sub>-TCNQ or with compounds as described in EP 1476881 or EP 1596445.

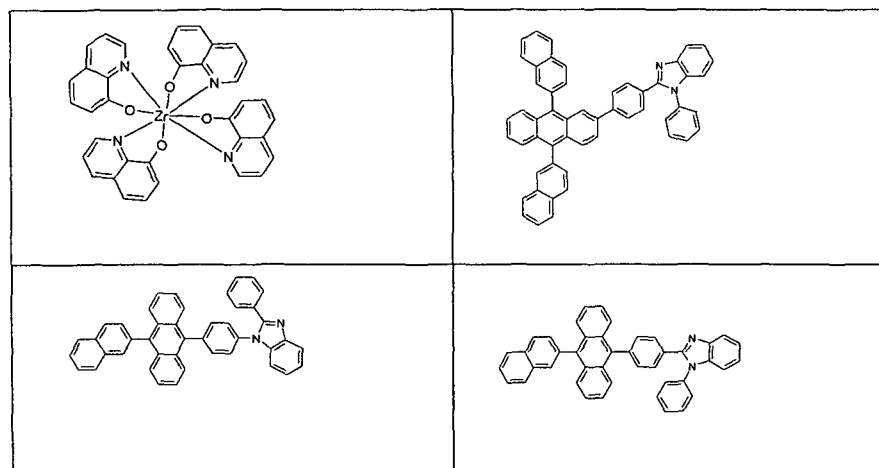
**[0033]** Apart from the materials according to the invention, suitable charge-transport materials, as can be used in the hole-injection or hole-transport layer or in the electron-injection or electron-transport layer of the organic electroluminescent device according to the invention, are, for example, the compounds disclosed in Y. Shirota et al., Chem. Rev. 2007, 107(4), 953-1010, or other materials as employed in these layers in accordance with the prior art.

**[0034]** Examples of preferred hole-transport materials which can be used in a hole-transport or hole-injection layer of the electroluminescent device according to the invention are indenofluoreneamines and derivatives (for example in accordance with WO 06/122630 or WO 06/100896), the amine derivatives as disclosed in EP 1661888, hexaazatriphenylene derivatives (for example in accordance with WO 01/049806), amine derivatives with condensed aromatics (for example in accordance with US 5,061,569), the amine derivatives as disclosed in WO 95/09147, monobenzoindenofluoreneamines (for example in accordance with WO 08/006449) or dibenzoindenofluoreneamines (for example in accordance with WO 07/140847). Suitable hole-transport and hole-injection materials are furthermore derivatives of the compounds depicted above, as disclosed in JP 2001/226331, EP 676461, EP 650955, WO 01/049806, US 4780536, WO 98/30071, EP 891121, EP 1661888, JP 2006/253445, EP 650955, WO 06/073054 and US 5061569.

**[0035]** Suitable hole-transport or hole-injection materials are furthermore, for example, the materials indicated in the following table.



**[0036]** Suitable electron-transport or electron-injection materials which can be used in the electroluminescent device according to the invention are, for example, the materials indicated in the following table. Suitable electron-transport and electron-injection materials are furthermore derivatives of the compounds depicted above, as disclosed in JP 2000/053957, WO 03/060956, WO 04/028217 and WO 04/080975.



Suitable matrix materials for the compounds according to the invention are ketones, phosphine oxides, sulfoxides and sulfones, for example in accordance with WO 04/013080, WO 04/093207, WO 06/005627 or DE 102008033943, triaryl amines, carbazole derivatives, for example CBP (N,N-biscarbazolylbiphenyl) or the carbazole derivatives disclosed in WO 05/039246, US 2005/0069729, JP 2004/288381, EP 1205527 or WO 08/086851, indolocarbazole derivatives, for example in accordance with WO 07/063754 or WO 08/056746, azacarbazoles, for example in accordance with EP 1617710, EP 1617711, EP 1731584, JP 2005/347160, bipolar matrix materials, for example in accordance with WO 07/137725, silanes, for example in accordance with WO 05/111172, azaboroles or boronic esters, for example in accordance with WO 06/117052, triazine derivatives, for example in accordance with DE 102008036982, WO 07/063754 or WO 08/056746, or zinc complexes, for example in accordance with DE 102007053771.

**[0037]** With further preferences charge transport materials can be used having a triacene structure, such as anthracene and phenanthrene structures. Triacene structure means a condensed aromatic hydrocarbon structure having exactly three condensed aromatic rings. Regarding this embodiment of the present invention, triacene structures does not include tetracene or pentacene structures.

**[0038]** The light emitting materials and/or charge transport materials having a molecular weight of at most 5000 g/mol, preferably at most 2000 g/mol, especially at most 1500 g/mol and more preferably at most 1000 g/mol. The composition according to the present invention contains 0.5 to 4% by weight of one or more organic light emitting materials in relation to 100% of the solvent or solvent mixture. According to a special embodiment of the present invention the, composition can comprise 0.1 to 10% by weight, preferably 0.25 to 5% more preferably 0.5 to 4% by weight charge transport materials. Furthermore, the composition of the present invention comprises at least one polymer comprising repeating units derived from styrene monomers and/or olefins. The polymer is useful as an inert binder. This means, that the polymer does not have semiconducting properties or chemically reacts with any of the semiconducting compounds in the composition. The low conducting properties of the inert polymeric binder can be determined as low permittivity. Preferred binders according to the present invention are materials of low permittivity, that is, those having a permittivity ( $\epsilon$ ) at 1,000 Hz of 3.3 or less. The organic binder preferably has a permittivity at 1,000 Hz of less than 3.0, more preferably 2.9 or less. Preferably the organic binder has a permittivity at 1,000 Hz of greater than 1.7. It is especially preferred that the permittivity of the binder is in the range from 2.0 to 2.9. The term "chemically react" as used above and below refers to a possible oxidation or other chemical reaction of the non-conductive additive with the organic light emitting materials and/or charge transport materials under the conditions used for manufacture, storage, transport and/or use of the formulation and the OLED device.

**[0039]** Preferably, the polymeric binder comprises a weight average molecular weight in the range of 100,000 to 5,000,000 g/mol, especially 100,000 to 1,000,000 g/mol and more preferable 100,000 to 500,000 g/mol. According to the present invention the polymer has a weight average molecular weight of at least 100,000 g/mol, determined by gel permeation chromatography against polystyrene standards. In particular, the polymer can have a polydispersity index  $M_w/M_n$  in the range of 1.0 to 10.0, more preferably in the range of 1.1 to 5.0 and most preferably in the range of 1.2 to 3.

**[0040]** Usually, the polymeric binder is dispersible or soluble in the solvent of the present composition as described above and below. Preferably, the polymeric binder is soluble in the organic solvent and the solubility of the polymeric binder in the solvent is at least 1 g/l, especially at least 5 g/l and more preferably at least 10 g/l. According to the present invention the composition comprises 0.5 to 4% by weight of the inert binder and the weight ratio of said inert polymeric binder to the light emitting material is in the range from 1:2 to 1:5. The polymeric binders according to the present invention is a polymer comprising repeating units derived from olefin monomers consisting of hydrogen and carbon atoms and/or styrene monomers. Preferred polymeric binders can comprise at least 80 %, preferably 90 % and more

preferably 99 % by weight of repeating units derived from styrene monomers and/or olefins.

**[0041]** Styrene monomers are well known in the art. These monomers include styrene, substituted styrenes with an alkyl substituent in the side chain, such as  $\alpha$ -methylstyrene and  $\alpha$ -ethylstyrene, substituted styrenes with an alkyl substituent on the ring such as vinyltoluene and p-methylstyrene, halogenated styrenes such as monochlorostyrenes, dichlorostyrenes, tribromostyrenes and tetrabromostyrenes.

**[0042]** Olefins are monomers consisting of hydrogen and carbon atoms. These monomers include ethylene, propylene, butylenes, isoprene and 1,3-butadiene.

**[0043]** According to a special aspect of the present invention, the polymeric binder is polystyrene having a weight average molecular weight in the range of 100,000 to 2,000,000 g/mol, preferably 100,000 to 750,000 g/mol, more preferably in the range of 150,000 to 600,000 g/mol and most preferably in the range of 200,000 to 500,000 g/mol.

**[0044]** According to a further embodiment of the present invention, the polymeric binder is poly-4-methylstyrene having a weight average molecular weight in the range of 100,000 to 120,000 g/mol. Useful and preferred polymeric binders comprise Hansen Solubility parameters of  $H_d$  in the range of 15.7 to 23.0 MPa<sup>0.5</sup>,  $H_p$  in the range of 0.0 to 20.0 MPa<sup>0.5</sup> and  $H_h$  in the range of 0.0 to 12.5 MPa<sup>0.5</sup>. More preferred polymeric binders comprise Hansen Solubility parameters of  $H_d$  in the range of 17.0 to 21.0 MPa<sup>0.5</sup>,  $H_p$  in the range of 1.0 to 5.0 MPa<sup>0.5</sup> and  $H_h$  in the range of 2.0 to 10.0 MPa<sup>0.5</sup>. Most preferred polymeric binders comprise Hansen Solubility parameters of  $H_d$  in the range of 19.0 to 21.0 MPa<sup>0.5</sup>,  $H_p$  in the range of 1.0 to 3.0 MPa<sup>0.5</sup> and  $H_h$  in the range of 2.5 to 5.0 MPa<sup>0.5</sup>. The Hansen Solubility Parameters can be determined according to the Hansen Solubility Parameters in Practice (HSPiP) program (2nd edition) as supplied by Hanson and Abbot et al.

**[0045]** Examples of useful polymeric binders are disclosed in Table 1.

Table 1: Hansen Solubility Parameters of useful polymeric binders

Polymer	$H_d$ [MPa <sup>0.5</sup> ]	$H_h$ [MPa <sup>0.5</sup> ]	$H_p$ [MPa <sup>0.5</sup> ]	Tg
1,4-Polyisoprene	16.8	2.9	5.2	
Polynorbornene	19.7	0	0.0*	
Poly(styrene-block-butadiene); 31% wt styrene	17.7	2.3	5.4	
Poly(styrene-block-butadiene-block-styrene); 30% wt styrene	17.7	2.3	5.5	
Poly(styrene-co-maleic anhydride) (and ethylene/butylene) 1 - 1.7% maleic anhydride	17.3	5.1	5.4	
Poly(styrene- block-ethylene/butylene-block-styrene) triblock polymer 13% styrene	16.4	5.2	3.5	
Poly(styrene- block-ethylenepropylene -block-styrene) triblock polymer; 37% wt styrene	17.5	4.6	5.2	
Poly(styrene- block-ethylene/butylene-block-styrene) triblock polymer; 29% wt styrene	17	4.5	3.5	
Poly(1-vinylnaphthalene) (*)	22.8	19.7	8.3	162
Poly(1-vinylpyrrolidone-co-styrene); 64% styrene	19.7	4.4	5.6	
Poly(1-vinylpyrrolidone-co-vinyl acetate) 1.3:1	18.8	9.2	10.4	64
Poly(2-chlorostyrene)	19.8	15.8	2.1	103
Poly(2-vinylnaphthalene) (*)	22.8	19.7	8.3	135
Poly(2-vinylpyridine-co-styrene); 1:1	19.5	0.9	5.9	96
Poly(4,5-Difluoro-2,2-bis(CF <sub>3</sub> )-1,3-dioxole-co-tetrafluoroethylene) Teflon(*)	16.2	5.8	3.7	160
Poly(4-chlorostyrene)	19.8	7.1	3	106
Poly(4-methyl-1-pentene)	16.3	7.7	4.9	
Poly(4-methylstyrene)	19.3	3.1	3.6	106
Poly(4-vinylpyridine-co-styrene) 1:1	19.5	0.9	5.9	

EP 2 517 274 B1

(continued)

	Polymer	H <sub>d</sub> [MPa <sup>0.5</sup> ]	H <sub>h</sub> [MPa <sup>0.5</sup> ]	H <sub>p</sub> [MPa <sup>0.5</sup> ]	T <sub>g</sub>
5	Poly(alpha-methylstyrene)	18.5	7.2	3.8	
	Poly(butadiene-graft-poly(methyl acrylate-co-acrylonitrile)) 1:1:1	17.2	5.4	8	
	Poly(butyl methacrylate-co-isobutyl methacrylate) 1:1(*)	16.8	3.6	9.7	35
10	Poly(butyl methacrylate-co-methyl methacrylate) 1:1(*)	16.5	7	10.3	52
	Poly(cyclohexylmethacrylate)(*)	17.1	4.5	7.9	
	Poly(ethylene-co-1-butene-co-1-hexene) 1:1:1	16.2	6	3.6	95
15	Poly(ethylene-co-ethylacrylate-co-maleic anhydride); 2% anhydride, 32% ethyl acrylate	16.4	8.7	6.7	65
	Poly(ethylene-co-glycidyl methacrylate) 8% glycidyl methacrylate	16.2	7.3	6.1	87
20	Poly(ethylene-co-methyl acrylate-co-glycidyl methacrylate); 8% glycidyl methacrylate; 25% methyl acrylate	16.5	7.7	7.2	
	Poly(ethylene-co-octene) 1:1	16.4	5.8	3.9	
25	Poly(ethylene-co-propylene-co-5-methylene-2-norbornene), 50% ethylene	18.1	4.4	6.7	
	Poly(ethylene-co-tetrafluoroethylene) 1:1	16.9	3.9	3.3	
	Poly(isobutyl methacrylate)(*)	16.9	2.8	11.2	
30	Poly(isobutylene)	15.8	3.7	1.3	
	Poly(methyl methacrylate)-co-(fluorescein O-methacrylate) 80% methyl methacrylate (*)	17.2	10.5	11.3	148
35	Poly(methyl methacrylate-co-butyl methacrylate) 85% methyl methacrylate (*)	16.3	8.9	11.8	105
	Poly(methyl methacrylate-co-ethyl acrylate) 5% ethyl acrylate (*)	16.2	9.7	12.2	
	Poly(propylene-co-butene) 12% 1-butene	16.4	4.5	6	138
40	Poly(styrene-co-allyl alcohol) 40% allyl alcohol	18.9	1.2	12.1	63
	Poly(styrene-co-maleic anhydride) 7% maleic anhydride	19.8	3	3.8	120
	Poly(styrene-co-maleic anhydride) cumene terminated (1.3:1)	20	9.5	5.6	154
45	Poly(styrene-co-methyl methacrylate); 40% styrene	17.6	6.5	8.8	101
	Poly(vinyltoluene-co-alpha-methylstyrene) 1:1	18.9	5.2	3.7	52
	Poly-2-vinylpyridine (*)	19.3	0	8.2	
50	Poly-4-vinylpyridine (*)	19.3	0	8.2	137
	Poly-alpha-pinene	17	1.5	4.5	25
	Polybenzylmethacrylate (*)	18.2	5.7	8.4	54
	Polyethyl methacrylate (*)	16	7.7	10.3	
55	Polyethylene	16.1	7.7	5.7	
	Polyethylene terephthalate(*)	19.3	1.2	0.0	115
	Polyethylene-co-ethylacrylate; 18% ethyl acrylate	16.2	8.1	6.2	116

EP 2 517 274 B1

(continued)

	Polymer	H <sub>d</sub> [MPa <sup>0.5</sup> ]	H <sub>h</sub> [MPa <sup>0.5</sup> ]	H <sub>p</sub> [MPa <sup>0.5</sup> ]	T <sub>g</sub>
5	Polyethylene-co-vinylacetate 12% vinyl acetate	16.3	7.9	6.4	61
	Polyethylene-graft-maleic anhydride 0.5% maleic anhydride	16.1	7.8	5.7	
	Polymethyl methacrylate (*)	16.2	4.6	9.3	
	Polypropylene	16.4	4.8	6.6	105
10	Polypropylene-graft-maleic anhydride 8-10% maleic anhydride	16.8	6.2	6.8	157
	Polystyrene	19.7	1.7	3.5	
15	Poly(styrene-block-ethylene/butylene-block-styrene) graft maleic anhydride; 2% maleic anhydride; 1:1:1 others	17.6	4.3	5.2	
	Poly(styrene-block-butadiene) branched; 1:1	18.3	2.1	4.9	
	Poly(styrene-block-butadiene-block-styrene) 30% styrene	17.7	2.3	5.5	
20	Poly(styrene-block-isoprene) 10% wt styrene	17.1	2.8	5	
	Poly(styrene-block-isoprene-block-styrene) 17% wt styrene	17.3	2.7	4.9	
	Poly(styrene-co-4-chloromethylstyrene-co-4-methoxymethylstyrene 2:1:1	19.6	5.5	4.5	
25	Polystyrene-co-acrylonitrile 25% acrylonitrile	19.2	2.5	4.5	
	Polystyrene-co-alphamethylstyrene 1:1	19.1	4.5	3.7	67
	Polystyrene-co-butadiene 4% butadiene	19.6	1.7	3.6	
	Polystyrene-co-butadiene 45% styrene	18.1	2.1	5	
30	Polystyrene-co-chloromethylstyrene 1:1	19.9	8.6	3.2	
	Polyvinylchloride (*)	18.2	15.1	4.7	
	Polyvinylcinnamate (*)	19.9	3.3	7.8	
35	Polyvinylcyclohexane	17.6	3.1	1.9	
	Polyvinylidene fluoride (*)	17.3	1.9	2.8	
	Polyvinylidene fluoride-co-hexafluoropropylene assume 1:1 (*)	16.4	2	1.7	
40	Poly(styrene- block-ethylene/propylene-block-styrene); 30% styrene	17.4	2.8	4.2	
	Poly(styrene- block-ethylene/propylene-block-styrene); 18% styrene	17	3	4.3	
45	Poly(styrene- block-ethylene/propylene-block-styrene); 13% styrene	16.8	3.1	4.4	
	Poly(styrene- block ethylene block-ethylene/propylene-block styrene); 32% styrene	17.5	3	3.5	
50	Poly(styrene- block ethylene block-ethylene/propylene-block styrene); 30% styrene	17.4	3	3.5	
	Poly(styrene- block-ethylene/butylene-block-styrene); 31% styrene	17.5	3.1	2.9	
55	Poly(styrene-block-ethylene/butylene-block-styrene); 34% styrene	17.6	3.1	2.9	

(continued)

Polymer	H <sub>d</sub> [MPa <sup>0.5</sup> ]	H <sub>h</sub> [MPa <sup>0.5</sup> ]	H <sub>p</sub> [MPa <sup>0.5</sup> ]	T <sub>g</sub>
Poly(styrene- block-ethylene/butylene-block-styrene); 30% styrene	17.5	3.2	2.9	
Poly(styrene- block-ethylene/butylene-block-styrene); 60% styrene	18.4	2.5	3.1	
H <sub>d</sub> refers to Dispersion contribution H <sub>p</sub> refers to Polar contribution H <sub>h</sub> refers to Hydrogen bonding contribution (*) polymer binders not according to the invention.				

**[0046]** According to a preferred embodiment of the present invention, the inert binder is a polymer having a glass transition temperature in the range of -70 to 160°C, preferably 0 to 150°C, more preferably 50 to 140°C and most preferably 70 to 130°C. The glass transition temperature can be determined by measuring the DSC of the polymer (DIN EN ISO 11357, heating rate 10°C per minute).

**[0047]** The composition of the present invention comprises at least one solvent having a boiling point of at least 130 °C, preferably at least one aromatic solvent. The solvents are preferably selected from the group consisting of aromatic hydrocarbons, like toluene, o-, m- or p-xylene, trimethyl benzenes (e.g. 1,2,3-, 1,2,4- and 1,3,5-trimethyl benzenes), tetralin, other mono-, di-, tri- and tetraalkylbenzenes (e.g. diethylbenzenes, methylcumene, tetramethylbenzenes etc), aromatic ethers (e.g. anisole, alkyl anisoles, e.g. 2, 3 and 4 isomers of methylanisole, 2,3-, 2,4-, 2,5-, 2,6-, 3,4- and 3,5-isomers of dimethylanisole), naphthalene derivatives, alkylnaphthalene derivatives (e.g. 1- and 2- methylnaphthalene), di- and tetrahydronaphthalene derivatives. Also preferred are aromatic esters (e.g. alkyl benzoates), aromatic ketones (e.g. acetophenone, propiophenone), alkyl ketones (e.g. cyclohexanone), heteroaromatic solvents (e.g. thiophene, mono-, di- and trialkyl thiophenes, 2-alkylthiazoles, benzthiazoles etc, pyridines), halogenarylenes and anilin derivatives. These solvents may comprise halogen atoms.

**[0048]** Especially preferred are: 3-fluoro-trifluoromethylbenzene, trifluoromethylbenzene, dioxane, trifluoromethoxybenzene, 4-fluoro-benzenetrifluoride, 3-fluoropyridine, toluene, 2-fluorotoluene, 2-fluoro-benzenetrifluoride, 3-fluorotoluene, pyridine, 4-fluorotoluene, 2,5-difluorotoluene, 1-chloro-2,4-difluorobenzene, 2-fluoropyridine, 3-chlorofluorobenzene, 1-chloro-2,5-difluorobenzene, 4-chlorofluorobenzene, chlorobenzene, 2-chlorofluorobenzene, p-xylene, m-xylene, o-xylene, 2,6-lutidine, 2-fluoro-m-xylene, 3-fluoro-o-xylene, 2-chlorobenzenetrifluoride, dimethylformamide, 2-chloro-6-fluorotoluene, 2-fluoroanisole, anisole, 2,3-dimethylpyrazine, bromobenzene, 4-fluoroanisole, 3-fluoroanisole, 3-trifluoromethylanisole, 2-methylanisole, phenetol, benzenedioxol, 4-methylanisole, 3-methylanisole, 4-fluoro-3-methylanisole, 1,2-dichloro-benzene, 2-fluorobenzenenitril, 4-fluoroveratrol, 2,6-dimethylanisole, aniline, 3-fluorobenzenenitril, 2,5-dimethylanisole, 3,4-dimethylanisole, 2,4-dimethylanisole, benzenenitril, 3,5-dimethylanisole, N,N-dimethylaniline, 1-fluoro-3,5-dimethoxybenzene, phenylacetate, N-methylaniline, methylbenzoate, N-methylpyrrolidone, morpholine, 1,2-dihydronaphthalene, 1,2,3,4-tetrahydronaphthalene, o-tolunitril, veratrol, ethylbenzoate, N,N-diethylaniline, propylbenzoate, 1-methylnaphthalene, butylbenzoate, 2-methylbiphenyl, 2-phenylpyridin or 2,2'-Bitolyl.

**[0049]** More preferred are aromatic hydrocarbons especially toluene, dimethylbenzenes (xylenes), trimethyl benzenes, tetralin and methylnaphthalenes, aromatic ethers, especially anisole and aromatic esters, especially methyl benzoate.

**[0050]** Most preferred are aromatic ethers, especially anisole and derivates thereof, such as alkyl anisoles, and aromatic esters, especially methylbenzoate.

**[0051]** These solvents can be used as mixture of two, three or more.

**[0052]** Preferred organic solvents can comprise Hansen Solubility parameters of H<sub>d</sub> in the range of 17.0 to 23.2 MPa<sup>0.5</sup>, H<sub>p</sub> in the range of 0.2 to 12.5 MPa<sup>0.5</sup> and H<sub>h</sub> in the range of 0.9 to 14.2 MPa<sup>0.5</sup>. More preferred organic solvents comprise Hansen Solubility parameters of H<sub>d</sub> in the range of 18.5 to 21.0 MPa<sup>0.5</sup>, H<sub>p</sub> in the range of 2.0 to 6.0 MPa<sup>0.5</sup> and H<sub>h</sub> in the range of 2.0 to 6.0 MPa<sup>0.5</sup>.

Table 2: Hansen Solubility Parameters of useful solvents

Solvent	H <sub>d</sub> [MPa <sup>0.5</sup> ]	H <sub>h</sub> [MPa <sup>0.5</sup> ]	H <sub>p</sub> [MPa <sup>0.5</sup> ]
1,2,3,4-tetrahydro-1-naphthol	19.6	9.2	12.8
1,2,3,4-tetrahydronaphthalene	19.1	2.3	4.0
1,2,3,4-tetramethylbenzene	18.7	1.8	1.6
1,2,3,5-tetramethylbenzene	18.7	1.8	1.6



EP 2 517 274 B1

(continued)

	Solvent	H <sub>d</sub> [MPa <sup>0.5</sup> ]	H <sub>h</sub> [MPa <sup>0.5</sup> ]	H <sub>p</sub> [MPa <sup>0.5</sup> ]
5	1,2,3-trimethylbenzene	19.0	2.9	1.6
	1,2,4,5-tetramethylbenzene	18.7	1.8	1.6
	1,2,4-trichlorobenzene	20.5	6.9	2.7
	1,2,4-trimethylbenzene	19.0	2.9	1.6
10	1,2-dihydronaphthalene	20.1	5.5	4.9
	1,2-dimethylnaphthalene	21.0	1.7	5.2
	1, 3,3-trimethyl-2-methyleneindole	17.9	1.0	3.0
15	1,3-benzodioxole	19.7	7.4	7.9
	1,3-diisopropylbenzene	17.5	0.2	1.1
	1,3-dimethylnaphthalene	21.0	1.7	5.2
	1,4-benzodioxane	19.5	8.7	7.2
20	1,4-diisopropylbenzene	17.5	0.6	1.6
	1,4-dimethylnaphthalene	21.0	1.7	5.2
	1,5-dimethyltetralin	19.3	5.5	2.6
25	1-benzothiophene	19.7	12.3	6.3
	1-bromonaphthalene	23.1	10.3	6.1
	1-chloromethyl naphthalene	22.1	9.9	5.3
	1-ethylnaphthalene	20.7	7.8	4.4
30	1-methoxynaphthalene	21.4	10.5	7.5
	1-methylnaphthalene	21.7	8.4	4.5
	1-methylindane	19.4	5.7	2.5
35	1-methylindole	19.2	8.1	10.2
	2,3,3-trimethoxyindolenine	19.6	6.8	4.2
	2,3-benzofuran	21.3	5.5	5.6
	2,3-dihydrobenzofuran	19.9	9.5	6.6
40	2,3-dimethylanisol	18.9	4.6	4.5
	2,4-dimethylanisol	18.9	4.6	4.5
	2,5-dimethylanisol	18.9	4.6	4.5
45	2,6-diisopropyl naphthalene	18.3	3.5	2.2
	2,6-dimethylanisol	18.9	4.6	4.5
	2,6-dimethylnaphthalene	20.1	5.0	3.0
	2-bromo-3-bromomethyl)thiophene	19.3	7.3	6.6
50	2-bromomethyl naphthalene	22.0	9.4	7.2
	2-bromonaphthalene	23.1	10.3	6.1
	2-ethoxynaphthalene	20.5	10.0	7.0
55	2-ethylnaphthalene	20.7	7.8	4.4
	2-isopropylanisol	17.7	4.3	5.4
	2-methyl quinoline	20.0	7.8	4.0

EP 2 517 274 B1

(continued)

	Solvent	H <sub>d</sub> [MPa <sup>0.5</sup> ]	H <sub>h</sub> [MPa <sup>0.5</sup> ]	H <sub>p</sub> [MPa <sup>0.5</sup> ]
5	2-methylanisol	18.3	5.1	6.2
	2-methylindole	17.8	9.7	4.8
	2-phenoxyethanol	18.7	8.5	13.0
	3,4-dimethylanisol	18.9	4.6	4.5
10	3,5-dimethylanisol	18.9	4.6	4.5
	3-bromoquinoline	21.4	8.7	5.1
	3-isopropylbiphenyl	19.1	1.3	1.9
15	3-methylanisol	18.7	5.7	5.4
	4-benzylacetone	18.3	8.8	5.0
	4-isopropylbiphenyl	19.0	2.5	1.9
	4-methoxybenzyl alcohol	19.0	8.5	13.3
20	4-methylanisol	18.6	5.9	7.2
	4-phenyl-2-butanone	18.3	8.8	5.0
	5,6,7,8-tetrahydro-1-naphthol	19.6	7.2	10.9
25	5,6,7,8-tetrahydro-2-naphthol	19.6	7.2	10.9
	5,6,7,8-tetrahydro-2-naphthylamine	20.1	7.9	8.6
	5,6,7,8-tetrahydro-1-naphthylamine	20.1	7.9	8.6
	5-decanolide	17.1	7.8	3.8
30	5-methoxyindan	19.8	9.8	4.0
	5-methoxyindole	17.4	12.3	7.8
	5-tert-butyl-m-xylene	17.6	3.4	2.2
35	3-methoxy-1,2,3,4-tetrahydronaphthalene	19.4	6.8	5.4
	3-methyl quinoline	21.7	8.4	4.5
	8-methyl quinoline	21.7	8.4	4.5
	Acetophenone	18.8	10.8	5.5
40	Anisole	18.5	5.5	5.2
	α-pinene	17.4	3.0	3.2
	Benzonitrile	19.2	11.9	4.7
45	Benzothiazole	21.3	5.5	5.6
	benzyl acetate	18.2	7.3	6.4
	benzyl alcohol	19.1	6.7	14.2
	Bromobenzene	19.8	7.6	4.3
50	Butylbenzene	17.6	2.6	1.7
	Butylbenzoate	17.7	5.9	5.2
	Cyclohexylbenzene	18.6	1.0	1.6
55	Decahydronaphthalene	17.5	0.4	1.0
	diphenyl ether	19.9	2.9	3.3
	ethylphenylketon (propiophenone)	18.3	8.9	5.3

EP 2 517 274 B1

(continued)

	Solvent	H <sub>d</sub> [MPa <sup>0.5</sup> ]	H <sub>h</sub> [MPa <sup>0.5</sup> ]	H <sub>p</sub> [MPa <sup>0.5</sup> ]
5	Ethylbenzene	18.2	2.7	2.1
	Ethylbenzoate	18.1	6.6	5.9
	furfuryl alcohol	18.1	6.7	11.9
	gamma-terpinene	18.0	2.5	2.8
10	Hexylbenzene	17.4	2.9	1.6
	Indane	19.7	7.3	5.8
	Indene	20.3	4.4	5.4
15	iso-amylbenzene	17.1	3.7	1.8
	iso-butylbenzene	17.1	2.9	1.6
	isopropylbenzene (cumene)	17.8	2.0	1.1
	m-cymene	18.1	2.0	2.1
20	Mesitylene	19.0	2.9	1.6
	methyl benzoate	18.5	7.9	6.4
	Methylphenylacetate	18.2	7.3	6.4
25	m-xylene	18.8	3.1	2.7
	n-butoxybenzene	17.5	4.4	4.1
	n-butylbenzene	17.6	2.6	1.7
	n-propyl benzoate	17.8	6.6	6.3
30	n-propylbenzene	17.8	3.4	2.8
	o-dichlorobenzene	19.5	8.7	3.3
	o-diethylbenzenes	17.7	0.7	1.9
35	o-ethyltoluene	18.0	1.9	2.8
	o-xylene	18.4	2.0	2.9
	Pentylbenzene	17.4	3.0	1.8
	p-ethyltoluene	18.3	3.5	2.8
40	Phenetol	18.1	4.6	4.6
	phenyl acetate	18.5	7.9	6.4
	p-isopropyltoluene (p-cymene)	18.0	2.5	2.8
45	Propiophenone	18.3	8.9	5.3
	Propylbenzoate	17.8	6.6	6.3
	p-xylene	18.7	3.3	3.3
	sec-butylbenzene	17.2	2.2	1.6
50	t-butylbenzene	17.2	1.3	2.9
	Tetralin	19.1	2.3	4.0
	Thiophene	18.8	5.2	7.4
55	Toluene	18.6	4.0	2.2

(continued)

Solvent	H <sub>d</sub> [MPa <sup>0.5</sup> ]	H <sub>h</sub> [MPa <sup>0.5</sup> ]	H <sub>p</sub> [MPa <sup>0.5</sup> ]
Veratrole	18.2	6.3	7.5
H <sub>d</sub> refers to Dispersion contribution H <sub>p</sub> refers to Polar contribution H <sub>h</sub> refers to Hydrogen bonding contribution			

**[0053]** Preferably the solvent has a boiling point or sublimation temperature of < 300°C, more preferably ≤ 260°C, most preferably ≤ 220°C, at the pressure employed, very preferably at atmospheric pressure (1013 hPa). Evaporation can also be accelerated e.g. by applying heat and/or reduced pressure.

**[0054]** Usually, the organic solvent can comprise a surface tension of at least 28 mN/m, preferably at least 30 mN/m, more preferably at least 32 mN/m and most preferably at least 35 mN/m. The surface tension can be measured using a FTA (First Ten Angstrom) 125 contact angle goniometer at 25°C. Details of the method are available from First Ten Angstrom as published by Roger P. Woodward, Ph.D. "Surface Tension Measurements Using the Drop Shape Method". Preferably, the pendant drop method can be used to determine the surface tension.

**[0055]** For the purpose for making a rough estimate, the surface tension can be calculated using the Hansen Solubility Parameters by the formula expounded in Hansen Solubility Parameters: A User's Handbook, Second Edition, C. M. Hansen (2007), Taylor and Francis Group, LLC (HSPiP manual).

$$\text{Surface tension} = 0.0146 \times (2.28 \times \delta H_d^2 + \delta H_p^2 + \delta H_h^2) \times \text{MVol}^{0.2},$$

where:

H<sub>d</sub> refers to Dispersion contribution

H<sub>p</sub> refers to Polar contribution

H<sub>h</sub> refers to Hydrogen bonding contribution

MVol refers to Molar Volume.

**[0056]** The Hansen Solubility Parameters can be determined according to the Hansen Solubility Parameters in Practice (HSPiP) program (2nd edition) as supplied by Hanson and Abbot et al.

**[0057]** Preferably, the solvent can comprise a relative evaporation rate (Butyl acetate = 100) of at least 0.01, preferably of at least 0.1, preferably of at least 0.5, more preferably of at least 5, more preferably of at least 10 and most preferably of at least 20. The relative evaporation rate can be determined according to DIN 53170: 2009-08. For the purpose for making a rough estimate, the relative evaporation rate can be calculated using the Hansen Solubility Parameters with the HSPiP program as mentioned above and below.

**[0058]** Preferably, the inert binder increases the solvent viscosity by at least 0.4 cps when dissolving 1 % w/w of the inert binder in said organic solvent.

**[0059]** The composition of the present invention can particularly comprise at least 70 % by weight, preferably at least 80 % by weight and more preferably at least 90 % by weight of organic solvents.

**[0060]** The composition according to the present invention may additionally comprise one or more further components like for example surface-active compounds, lubricating agents, wetting agents, dispersing agents, hydrophobing agents, adhesive agents, flow improvers, defoaming agents, deaerators, diluents which may be reactive or non-reactive, auxiliaries, colourants, dyes or pigments, sensitizers, stabilizers, nanoparticles or inhibitors. However, these further components should not be oxidising or otherwise capable of chemically reacting with the organic light emitting materials and/or charge transport materials or have an electrically doping effect on the organic light emitting materials and/or charge transport materials.

**[0061]** Surprising improvements can be achieved with volatile wetting agents. The term "volatile" as used above and below means that the agent can be removed from the organic light emitting materials and/or charge transport materials by evaporation, after these materials have been deposited onto a substrate of an OLED device, under conditions (like temperature and/or reduced pressure) that do not significantly damage these materials or the OLED device. Preferably this means that the wetting agent has a boiling point or sublimation temperature of < 350°C, more preferably ≤ 300°C, most preferably ≤ 250°C, at the pressure employed, very preferably at atmospheric pressure (1013 hPa). Evaporation can also be accelerated e.g. by applying heat and/or reduced pressure.

**[0062]** Surprising effects can be accomplished by compositions comprising volatile components having similar boiling

points. Preferably, the difference of the boiling point of the wetting agent and the organic solvent is in the range of -50°C to 50°C, more preferably in the range of -30°C to 30°C and most preferably in the range of -20°C to 20°C.

**[0063]** Preferred wetting agents are non-aromatic compounds. With further preference the wetting agents are non-ionic compounds. Particular useful wetting agents comprise a surface tension of at most 35 mN/m, preferably of at most 30 mN/m, and more preferably of at most 25 mN/m. The surface tension can be measured using a FTA (First Ten Angstrom) 125 contact angle goniometer at 25°C. Details of the method are available from First Ten Angstrom as published by Roger P. Woodward, Ph.D. "Surface Tension Measurements Using the Drop Shape Method". Preferably, the pendant drop method can be used to determine the surface tension.

**[0064]** According to a special aspect of the present invention, the difference of the surface tension of the organic solvent and the wetting agent is preferably at least 1 mN/m, preferably at least 5 mN/m and more preferably at least 10 mN/m.

**[0065]** According to a special aspect of the present invention the wetting additive can comprise a relative evaporation rate (Butyl acetate = 100) of at least 0.01, preferably of at least 0.1, preferably of at least 0.5, more preferably of at least 5, more preferably of at least 10 and most preferably of at least 20.

**[0066]** Unexpected improvements can be achieved with compositions comprising solvents and wetting agents having a similar relative evaporation rate (Butyl acetate = 100). Preferably, the difference of the relative evaporation rate (Butyl acetate = 100) of the wetting agent and the organic solvent is in the range of -20 to 20, more preferably in the range of -10 to 10. According to a preferred embodiment of the present invention, the ratio of the relative evaporation rate (Butyl acetate = 100) of the wetting agent to relative evaporation rate (Butyl acetate = 100) of the organic solvent can range from 230:1 to 1:230, preferably from 20:1 to 1:20 and more preferably from 5:1 to 1:5.

**[0067]** Unexpected improvements can be achieved by wetting agents comprising a molecular weight of at least 100 g/mol, preferably at least 150 g/mol, more preferably at least 180 g/mol and most preferably at least 200 g/mol. Suitable and preferred wetting agents that do not oxidise or otherwise chemically react with the OSC materials are selected from the group consisting of siloxanes, alkanes, amines, alkenes, alkynes, alcohols and/or halogenated derivatives of these compounds. Furthermore, fluoro ethers, fluoro esters and/or fluoro ketones can be used. More preferably, these compounds are selected from methyl siloxanes having 6 to 20 carbon atoms, especially 8 to 16 carbon atoms; C<sub>7</sub>-C<sub>14</sub> alkanes, C<sub>7</sub>-C<sub>14</sub> alkenes, C<sub>7</sub>-C<sub>14</sub> alkynes, alcohols having 7 to 14 carbon atoms, fluoro ethers having 7 to 14 carbon atoms, fluoro esters having 7 to 14 carbon atoms and fluoro ketones having 7 to 14 carbon atoms. Most preferred wetting agents are methylsiloxanes having 8 to 14 carbon atoms.

**[0068]** Useful and preferred alkanes having 7 to 14 carbon atoms include heptane, octane, nonane, decane, undecane, dodecane, tridecane, tetradecane, 3-methylheptane, 4-ethylheptane, 5-propyldecane, trimethylcyclohexane and decalin.

**[0069]** Halogenated alkanes having 7 to 14 carbon atoms include 1-chloroheptane, 1,2-dichlorooctane, tetrafluorooctane, decafluorododecane, perfluorononane, 1,1,1-trifluoromethyldecane, and perfluoromethyldecalin.

**[0070]** Useful and preferred alkenes having 7 to 14 carbon atoms include heptene, octene, nonene, 1-decene, 4-decene, undecene, dodecene, tridecene, tetradecene, 3-methylheptene, 4-ethylheptene, 5-propyldecene, and trimethylcyclohexene.

**[0071]** Halogenated alkenes having 7 to 14 carbon atoms include 1-chloroheptene, 1,2-dichlorooctene, tetrafluorooctene, decafluorododecene, perfluorononene, and 1,1,1-trifluoromethyldecene.

**[0072]** Useful and preferred alkynes having 7 to 14 carbon atoms include heptyne, octyne, nonyne, 1-decyne, 4-decyne, undecyne, dodecyne, tridecyne, tetradecyne, 3-methylheptyne, 4-ethylheptyne, 5-propyldecyne, and trimethylcyclohexyne.

**[0073]** Halogenated alkynes having 7 to 14 carbon atoms include 1-chloroheptyne, 1,2-dichlorooctyne, tetrafluorooctyne, decafluorododecyne, perfluorononyne, and 1,1,1-trifluoromethyldecyne.

**[0074]** Useful and preferred alcohols having 7 to 14 carbon atoms include 3,5-dimethyl-1-hexyn-3-ol, heptanol, octanol, nonanol, decanol, undecanol, dodecanol, tridecanol, tetradecanol, 3-methylheptanol, 4-ethylheptanol, 5-propyldecanol, trimethylcyclohexanol and hydroxydecalin.

**[0075]** Halogenated alkanols having 7 to 14 carbon atoms include 1-chloroheptanol, 1,2-dichlorooctanol, tetrafluorooctanol, decafluorododecanol, perfluorononanol, 1,1, 1-trifluoromethyldecanol, and 2-trifluoromethyl-1-hydroxydecalin.

**[0076]** Useful and preferred amines having 4 to 15 carbon atoms include hexylamine, tripropylamine, tributylamine, dibutylamine, piperazine, heptylamine, octylamine, nonylamine, decylamine, undecylamine, dodecylamine, tridecylamine, tetradecylamine, 3-methylheptylamine, 4-ethylheptylamine, 5-propyldecylamine, trimethylcyclohexylamine.

**[0077]** Halogenated amines having 4 to 15 carbon atoms include 1-chloroheptylamine, 1,2-dichlorooctylamine, tetrafluorooctylamine, decafluorododecylamine, perfluorononylamine, 1,1,1-trifluoromethyldecylamine, perfluorotributylamine, and perfluorotripentylamine.

**[0078]** Useful and preferred fluoro ethers having 7 to 14 carbon atoms include 3-ethoxy-1,1,1,2,3,4,4,5,5,6,6,6 decafluoro-2-trifluoromethyl-hexane, 3-propoxy-1,1,1,2,3,4,4,5,5,6,6,6 decafluoro-2-trifluoromethyl-hexane, 3-ethoxy-1,1,1,2,3,4,4,5,5,6,6,7,7,7 tetradecafluoro-2-trifluoromethyl-heptane, 3-ethoxy-1,1,1,2,3,4,4,5,5,5 decafluoro-2-

trifluoromethyl-pentane, and 3-propoxy-1,1,1,2,3,4,4,5,5,5 decafluoro-2-trifluoromethyl-pentane.

**[0079]** Useful and preferred fluoro esters having 7 to 14 carbon atoms include 3-(1,1,1,2,3,4,4,5,5,6,6,6 dodecafluoro-2-trifluoromethyl-hexyl) ethanoate, 3-(1,1,1,2,3,4,4,5,5,6,6,6 dodecafluoro-2-trifluoromethyl-hexyl) propanoate, 3-(1,1,1,2,3,4,4,5,5,6,6,7,7,7 tetradecafluoro-2-trifluoromethyl-heptyl) ethanoate, 3-(1,1,1,2,3,4,4,5,5,5 decafluoro-2-trifluoromethyl-pentyl) ethanoate, and 3-(1,1,1,2,3,4,4,5,5,5 decafluoro-2-trifluoromethyl-pentyl) propanoate.

**[0080]** Useful and preferred fluoroketones having 7 to 14 carbon atoms include 3-(1,1,1,2,3,4,4,5,5,6,6,6 dodecafluoro-2-trifluoromethyl-hexyl) ethylketone, 3-(1,1,1,2,3,4,4,5,5,6,6,6 dodecafluoro-2-trifluoromethyl-hexyl) propylketone, 3-(1,1,1,2,3,4,4,5,5,6,6,7,7,7 tetradecafluoro-2-trifluoromethylheptyl) ethylketone, 3-(1,1,1,2,3,4,4,5,5,5 decafluoro-2-trifluoromethylpentyl) ethylketone, and 3-(1,1,1,2,3,4,4,5,5,5 decafluoro-2-trifluoromethylpentyl) propylketone.

**[0081]** Useful and preferred siloxanes include hexamethyldisiloxane, octamethyltrisiloxane, decamethyltetrasiloxane, dodecamethylpentasiloxane, and tetradecamethylhexasiloxane.

**[0082]** Examples of compounds useful as wetting agents are disclosed in Table 3. The provided relative evaporation rate (RER) and surface tension values are calculated using the Hansen Solubility Parameters with the HSPiP program provided by Hanson and Abbott et al. as mentioned above and below.

Table 3: Preferred wetting agents

Wetting agent	Boiling point [°C]	H <sub>d</sub> [MPa <sup>0.5</sup> ]	H <sub>h</sub> [MPa <sup>0.5</sup> ]	H <sub>p</sub> [MPa <sup>0.5</sup> ]	M <sub>Vol</sub>	RER	Surface tension [mN/m]
Decane	174	15.5	0	0	194	19.9	23.0
3-Octanol	175	15.5	6	10	159.3	2.2	27.5
1-Decene	169	15.5	1.5	2.3	188.4	13.9	23.1
1-Octyn-3-ol	195	15.5	8.8	10.2	147	2.6	28.9
4-Octyne	129	14.6	0	2.6	148.3	81.8	19.6
1-Decyne	174	15.5	0.1	3.3	181.4	15.1	23.1
1-Dodecyne	215	15.7	0.1	3.3	213.5	1.4	24.5
Perfluorononane	125	13.3	0	-0.3	283.6	393.1	18.2
Hexamethyl disiloxane	128	13	1.5	0.8	207.2	505.2	16.5
Octamethyl trisiloxane	153	12.6	1.5	0.4	283.4	56	16.5
Decamethyl tetrasiloxane	194	12.3	1.4	0.1	359.7	7.4	16.4
Dodecamethyl pentasiloxane	230	12	1.3	-0.1	436	1.1	16.2
Perfluoromethyl decalin	150	11.8	0	1.2	275.8	16.6	14.3
3,5 Dimethyl-1-hexyn-3-ol	160	15.2	5.5	13.2	145.7	0.8	28.9
3-Ethoxy-1,1,1,2, 3,4,4,5,5, 6,6,6 dodecafluoro-2-trifluoromethylhexane	128	13.2	2.7	1.8	266.9	1946	18.2
Perfluorotributyl amine	174	12.9	0	0	383.3	0.2	18.2
Perfluorotripentyl amine	215	13.2	0	0	462.7	<0.1	19.8
Tripropylamine	156	15.5	3.9	2.1	189	28.6	23.6
Tributylamine	216	15.7	2.1	1.7	240.4	2.2	24.9
dibutylamine	159	15.3	2.2	4.4	171.0	22.4	22.8
Hexylamine	132	15.7	5.0	9.3	132.1	30.5	26.1
Piperazine	145	16.9	4.4	6.7	97	22.8	26.1
H <sub>d</sub> refers to Dispersion contribution H <sub>p</sub> refers to Polar contribution H <sub>h</sub> refers to Hydrogen bonding contribution M <sub>Vol</sub> refers to Molar Volume.							

**[0083]** Preferably, the composition comprises at most 5 % by weight, more preferably at most 3 % by weight of wetting additives. More preferably, the composition comprises 0.01 to 4 % by weight, preferably 0.1 to 1 % by weight of wetting agent.

**[0084]** Preferably, the solvent should be selected such that it can be evaporated from the coated or printed layer comprising the OSC materials together with the wetting agent, preferably in the same processing step. The processing temperature used for removing the solvent and the volatile additive should be selected such that the layer, comprising the organic light emitting materials and/or charge transport materials, is not damaged. Preferably the deposition processing temperature is from room temperature (RT; about 25°C) to 135°C and more preferably from RT to 80°C.

**[0085]** Preferably, the composition of the present invention comprises a surface tension in the range of 20 to 60 mN/m, more preferably 25 to 45 mN/m. The surface tension can be measured using a FTA (First Ten Angstrom) 125 contact angle goniometer as mentioned above and below. The surface tension can be achieved by selection the polymeric binder and the solvent in an appropriate manner. The use of the Hanson Solubility Parameters as mentioned above provides a useful aid for a person skilled in the art. Furthermore, the surface tension can be achieved by using a wetting agent, preferably a volatile wetting agent as mentioned above.

**[0086]** Preferably, the composition has a viscosity in the range of 1.5 to 100 mPas, preferably in the range of 2.0 to 40 mPas, more preferably in the range of 2.1 to 20 mPas and most preferably in the range of 2.1 to 15 mPas. The viscosity is determined at a temperature of 25°C by measuring on AR-G2 rheometer manufactured by TA Instruments. This is measured using a parallel plate geometry.

**[0087]** Preferably, the composition can be filtered e.g. to 1 micron or less.

**[0088]** During the process of preparing an OLED device, the layer, comprising the organic light emitting materials and/or charge transport materials, is deposited onto a substrate, followed by removal of the solvent together with any volatile conductive additive(s) present, to form a film or layer.

**[0089]** The substrate can be any substrate suitable for the preparation of OLED devices, or can also be the OLED device, or a part thereof. Suitable and preferred substrates are e.g. glass, ITO coated glass, ITO glass with pre coated layers including PEDOT, PANI etc, flexible films of polyethylene terephthalate (PET), polyethylene naphthalate (PEN), polyimide, and flexible films with ITO, or other conducting layers and barrier layers e.g. Vitex film.

**[0090]** Deposition of the layer, comprising the organic light emitting materials and/or charge transport materials, can be achieved by standard methods that are known to the skilled person and are described in the literature. Suitable and preferred deposition methods include liquid coating and printing techniques. Very preferred deposition methods include, without limitation, dip coating, spin coating, ink jet printing, nozzle printing, letter-press printing, screen printing, gravure printing, doctor blade coating, roller printing, reverse-roller printing, offset lithography printing, flexographic printing, web printing, spray coating, curtain coating, brush coating, airbrush coating, slot dye coating or pad printing. Gravure, flexographic and inkjet printing are especially preferred.

**[0091]** Removal of the solvent and any volatile conductive additive(s) is preferably achieved by evaporation, for example by exposing the deposited layer to high temperature and/or reduced pressure, preferably at 50 to 200°C, more preferably at 60 to 135°C.

**[0092]** The thickness of the layer, comprising the organic light emitting materials and/or charge transport materials, is preferably from 1 nm to 500 nm, more preferably from 2 to 150 nm.

**[0093]** Further to the materials and methods as described above and below, the OLED device and its components can be prepared from standard materials and standard methods, which are known to the person skilled in the art and described in the literature.

**[0094]** It will be appreciated that variations to the foregoing embodiments of the invention can be made while still falling within the scope of the invention. Each feature disclosed in this specification, unless stated otherwise, may be replaced by alternative features serving the same, equivalent or similar purpose. Thus, unless stated otherwise, each feature disclosed is one example only of a generic series of equivalent or similar features.

**[0095]** All of the features disclosed in this specification may be combined in any combination, except combinations where at least some of such features and/or steps are mutually exclusive. In particular, the preferred features of the invention are applicable to all aspects of the invention and may be used in any combination. Likewise, features described in non-essential combinations may be used separately (not in combination).

**[0096]** It will be appreciated that many of the features described above, particularly of the preferred embodiments, are inventive in their own right and not just as part of an embodiment of the present invention. Independent protection may be sought for these features in addition to or alternative to any invention presently claimed.

**[0097]** Unless the context clearly indicates otherwise, as used herein plural forms of the terms herein are to be construed as including the singular form and vice versa.

**[0098]** Throughout the description and claims of this specification, the words "comprise" and "contain" and variations of the words, for example "comprising" and "comprises", mean "including but not limited to", and are not intended to (and do not) exclude other components.

**[0099]** The term "polymer" includes homopolymers and copolymers, e.g. statistical, alternating or block copolymers.

In addition, the term "polymer" as used hereinafter does also include oligomers and dendrimers. Dendrimers are typically branched macromolecular compounds consisting of a multifunctional core group onto which further branched monomers are added in a regular way giving a tree-like structure, as described e.g. in M. Fischer and F. Vögtle, *Angew. Chem., Int. Ed.* 1999, 38, 885.

**[0100]** The term "conjugated polymer" means a polymer containing in its backbone (or main chain) mainly C atoms with  $sp^2$ -hybridisation, or optionally  $sp$ -hybridisation, which may also be replaced by hetero atoms, enabling interaction of one  $\pi$ -orbital with another across an intervening  $\sigma$ -bond. In the simplest case this is for example a backbone with alternating carbon-carbon (or carbon-hetero atom) single and multiple (e.g. double or triple) bonds, but does also include polymers with units like 1,3-phenylene. "Mainly" means in this connection that a polymer with naturally (spontaneously) occurring defects, which may lead to interruption of the conjugation, is still regarded as a conjugated polymer. Also included in this meaning are polymers wherein the backbone comprises for example units like aryl amines, aryl phosphines and/or certain heterocycles (i.e. conjugation via N-, O-, P- or S-atoms) and/or metal organic complexes (i.e. conjugation via a metal atom). The term "conjugated linking group" means a group connecting two rings (usually aromatic rings) consisting of C atoms or hetero atoms with  $sp^2$ -hybridisation or  $sp$ -hybridisation. See also "IUPAC Compendium of Chemical terminology, Electronic version".

**[0101]** Unless stated otherwise, the molecular weight is given as the number average molecular weight  $M_n$  or as weight average molecular weight  $M_w$ , which unless stated otherwise are determined by gel permeation chromatography (GPC) against polystyrene standards.

**[0102]** The degree of polymerization ( $n$ ) means the number average degree of polymerization, unless stated otherwise given as  $n = M_n/M_U$ , wherein  $M_U$  is the molecular weight of the single repeating unit.

**[0103]** The term "small molecule" means a monomeric, i.e. a non-polymeric compound.

**[0104]** Unless stated otherwise, percentages of solids are per cent by weight ("wt. %"), percentages or ratios of liquids (like e.g. in solvent mixtures) are per cent by volume ("vol. %"), and all temperatures are given in degrees Celsius ( $^{\circ}\text{C}$ ).

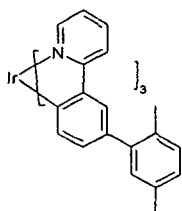
**[0105]** Unless stated otherwise, concentrations or proportions of mixture components, like the conductive additives, given in percentages or ppm are related to the entire formulation including the solvents.

**[0106]** The invention will now be described in more detail by reference to the following examples, which are illustrative only and do not limit the scope of the present invention.

## Working Examples

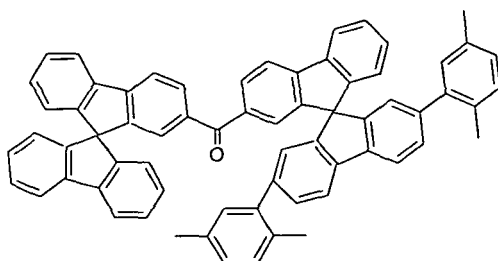
### Comparative Example 1

**[0107]** A printing ink was prepared by mixing a phosphorescent compound according to formula 107



(107)

and a host material having the formula 141



(141)

in a weight ratio of 1:4 (phosphorescent compound 107: host material 141) and solving the mixture obtained in 3,4-dimethylanisole (3,4-DMA). The concentration of the semiconducting compounds was about 1.6 % by weight.

**[0108]** The OLED inks was ink jet printed using a Dimatix DMP 2800 printer on glass substrates (30 mm wide) covered with a 4 pixels structure of ITO, a PEDOT layer and HIL-012 layer. 6 mm squares were printed using 15, 20, 35 and 40



drop spacing (ds). Two drying procedures were used, a hot plate at 100°C and vacuum at room temperature to assess the differences in film quality.

[0109] The HIL-012 layer did not wet or the swaths merge when using 35 and 40 ds. The printing performed better using 15 and 20 ds with better wetting but drying fronts seen on the film.

#### **Reference Example 1**

[0110] Essentially, Comparative Example 1 was repeated. However, an inert polymeric binder has been added to the printing ink. The printing ink comprised 0.4 % by weight polystyrene having a weight average molecular weight of 200,000 g/mol (as supplied by Sigma Aldrich) and 1.6 % by weight of the semiconducting compounds as mentioned in Comparative Example 1.

[0111] The HIL-012 layer was wetted acceptable for 25 - 40 ds and not all the swaths merge after printing. However, the results are improved in comparison to the Comparative example.

#### **Reference Example 2**

[0112] Essentially, Comparative Example 1 was repeated. However, an inert polymeric binder and a wetting agent have been added to the printing ink. The printing ink comprised 0.4 % by weight polystyrene having a weight average molecular weight of 200,000 g/mol (as supplied by Sigma Aldrich), 1 % by weight 3-ethoxy-1,1,1,2,3,4,4,5,5,6,6,6-dodecafluoro-2-trifluoromethyl-hexane (HFE 7500 commercially available from 3M™ NOVEC™ Engineered Fluid) and 1.6 % by weight of the semiconducting compounds as mentioned in Comparative Example 1.

[0113] A good wetting of the HIL-012 layer was achieved. Nevertheless, small pinholes are visible on the layers for 20 ds and above. However, the results are improved in comparison to the Reference Example 1.

#### **Reference Example 3**

[0114] Essentially, Comparative Example 1 was repeated. However, an inert polymeric binder and a wetting agent have been added to the printing ink. The printing ink comprised 0.4 % by weight polystyrene having a weight average molecular weight of 200,000 g/mol (as supplied by Sigma Aldrich), 1 % by weight ethoxylated acetylenic diol (Dynol™ 604 commercially available from Air Products Inc.) and 1.6 % by weight of the semiconducting compounds as mentioned in Comparative Example 1.

[0115] A good wetting of the HIL-012 layer was achieved. The results are improved in comparison to the Reference Example 1.

#### **Reference Example 4**

[0116] Essentially, Comparative Example 1 was repeated. However, an inert polymeric binder has been added to the printing ink. The printing ink comprised 0.4 % by weight polystyrene having a weight average molecular weight of 382,000 g/mol (as supplied by Sigma Aldrich) and 1.6 % by weight of the semiconducting compounds as mentioned in Comparative Example 1.

[0117] A very good film quality and wetting on HIL-012 after drying warm or in a vacuum had been achieved. The results are improved in comparison to the Reference Example 1.

#### **Reference Example 5**

[0118] Essentially, Comparative Example 1 was repeated. However, an inert polymeric binder has been added to the printing ink. The printing ink comprised 0.4 % by weight polystyrene having a weight average molecular weight of 560,000 g/mol (as supplied by Sigma Aldrich) and 1.6 % by weight of the semiconducting compounds as mentioned in Comparative Example 1.

[0119] A good film quality and wetting on HIL-012 after drying has been achieved. The results are improved in comparison to the Reference Example 1. However, some coffee staining has been observed.

#### **Device Comparative Examples 6 and 7 and Reference Examples 8 to 13:**

Device Preparation of solution-processed OLEDs

[0120] There are already many examples in the literature about the preparation of organic light emitting diodes from solution, mostly for polymer devices ("PLEDs", e. g. WO 2004/037887 A2). To illustrate that the resulting devices from

the present invention were not only leading to better films but also perform well, OLED devices were made in a standard test setup. The typical setup is depicted in Figure 1, the used device layout is shown in Figure 2 (left: ITO-structure, right: complete electronic layout with ITO, cathode and optional metallization of leads to the pixels). ITO (Indium-Tin-Oxide) is a transparent, hole injecting anode that was deposited onto sodalime glass by sputtering and structured to obtain 4, 2 x 2 mm pixels. In the present case the substrates were commercially obtained from Technoprint, but any other supplier or design will work just as well.

[0121] The substrates are cleaned in a cleanroom environment with DI water and an industrial detergent (Deconex 15 PF). The surface is then activated with a UV/ozone plasma-treatment. As a first layer 80 nm PEDOT are spin-coated onto the substrate and dried for 10 minutes at 180°C. (PEDOT is a water-based dispersion of PEDOT, a polythiophene, and PSSH, polysulfonic-acid, available from H. C. Starck, Goslar; used here is Clevios P 4083 AI, but other PEDOT-products from H. C. Starck or "buffer" materials from other suppliers will work as well.) The thus prepared substrates are then transferred into an inert atmosphere (an argon or nitrogen filled glovebox) where 20 nm of an interlayer are spin-coated. Typically such an interlayer is a hole-transport polymer, and any commercially available interlayer, often also called HTL, can be used to make devices with the materials from this invention. In the present examples HIL-012 from Merck is coated from a 5 g/l solution in toluene. The films are annealed for 60 minutes at 180°C before the emission layer (EML) is spin-coated on top. The film thickness of the EML is 80 nm, and the substrates are annealed again for 10 minutes at 180°C to remove remaining solvent. The solid concentrations and the spin-rates vary with the viscosity of the solution, i. e. with the small molecule and binder contents. In the following examples, toluene is used as the solvent, but other solvents (see specification) can be used as well. In this case, the spin-coating conditions and drying procedures have to be adjusted accordingly.

[0122] To make electrical contact a cathode structure is vacuum deposited through a metal mask on top of the organic films. The cathode may consist of just one metal (e.g. Yb), be a two-layer structure of a reactive and thus electron injecting metal (such as Mg, Ba, Sr, etc.) in combination with a capping metal (typically Al or Ag), be a two- or three-layer structure containing an alkali or earth alkali fluoride or oxide as the first deposited layer (e.g. LiF, Li<sub>2</sub>O, BaF<sub>2</sub>, BaO, MgO, NaF, etc.), or have one or more vacuum deposited electron transport layers followed by the right electron injection metal or metal fluoride, oxide or quinolate. In the present case only Ba and Al are deposited to keep the devices simple and show that even such a simple setup can render very good devices. To close the organic and cathode structure against moisture and oxygen the devices are encapsulated and can then be handled outside the glovebox.

[0123] Characterization is done with a setup as in Figure 3. The devices are fixed in a sample holder with spring-contacts connecting anode and cathode to the measurement circuit. A photodiode with an eye-correction filter is put tightly on top to prevent outside light from falsifying the results. Then the voltage is increased stepwise to 20 V in steps of 0.2 V while the current through the sample and the photocurrent from the photodiode are measured. This way the so-called IVL-data (current, voltage, luminance) are collected. Important data are the maximum efficiency (in cd/A), the external quantum efficiency (EQE) in %, and the required voltage for a certain brightness. To determine the EL spectrum and color coordinates, the photodiode can be replaced by a fiber optics coupler that leads to an Ocean Optics spectrometer. Spectra are typically measured at a specific brightness (100 or 1000 cd/m<sup>2</sup>) and translated into color coordinates in the CIE system (CIE: Commission Internationale de l'Éclairage, standard observer 1931).

[0124] In order to judge whether the materials used in the device are really useful in a display or lighting application, the lifetime of the devices is also very important. Lifetimes are typically measured from a starting brightness and defined as the time until half of the initial luminance has been reached. Since lifetimes of more than 1000 hours are difficult to measure, the starting brightness is usually increased and the lifetimes are extrapolated to the relevant brightness. The extrapolation factor for the devices here is 1.9.

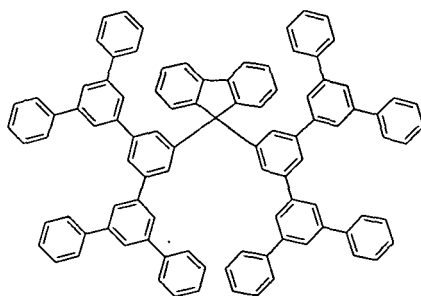
#### **Comparative Examples 6 and 7 and Reference Examples 8 to 13: Comparison of devices with and without PS as binder**

##### **Example 6 (comparison):**

[0125] The compounds 107 and 141 were dissolved in toluene at a concentration of 24 g/l (4 g/l compound 107, 20 g/l compound 141) and spin-coated onto HIL-012-layers at a spin-rate of 1540 rpm. The results from the device characterization are contained in table 1.

##### **Example 7 (comparison):**

[0126]



(142)

**[0127]** The compounds 107, 141, and 142 were dissolved in toluene at a concentration of 24 g/l (4 g/l compound 107, 10 g/l compound 141, and 10 g/l compound 142) and spin-coated onto HIL-012-layers at a spin-rate of 1940 rpm. In this composition compound 107 has the highest occupied molecular orbital (HOMO) of all compounds, compound 141 the lowest unoccupied molecular orbital (LUMO) of all compounds. Compound 142 is thus a wide-bandgap component just as the binders. The results from the device characterization are contained in table 1.

#### **Reference Example 8:**

**[0128]** The compounds 107 and 141 and polystyrene (135 000 g/mol, Aldrich) were dissolved in toluene at a concentration of 25 g/l (4 g/l compound 107, 16 g/l compound 141, and 5 g/l PS) and spin-coated onto HIL-012-layers at a spin-rate of 2230 rpm. The higher spin-rate to obtain 80 nm reflects the increased viscosity of the solution. The results from the device characterization are contained in table 1.

#### **Reference Example 9:**

**[0129]** The compounds 107 and 141 and polystyrene (200 000 g/mol, Alfa-Aesar) were dissolved in toluene at a concentration of 25 g/l (4 g/l compound 107, 16 g/l compound 141, and 5 g/l PS) and spin-coated onto HIL-012-layers at a spin-rate of 3000 rpm. The higher spin-rate to obtain 80 nm reflects the increased viscosity of the solution, also in comparison to example 7 where a lower Mw-PS was used. The results from the device characterization are contained in table 1.

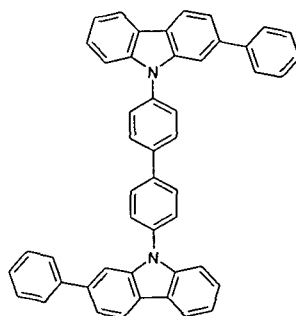
Table 1

Ex.	$U_{(100 \text{ cd/m}^2)}$ M	Max. Eff. [cd/A]	Max. Eff. [EQE]	CIE [x/y]	Lifetime @1000cd/m <sup>2</sup> [h]
6	4.3	21.8	6.2%	0.35 / 0.61	2200
7	4.9	32.5	9.1%	0.34 / 0.62	2080
8	4.0	27.2	7.8%	0.34 / 0.61	4750
9	4.2	27.2	7.8%	0.34 / 0.61	4000

**[0130]** The results show that long-lived devices can be made with a neutral binder in the EML. The initial electronic properties were also generally better (except for the efficiency in example 7.)

#### **Example 10 (comparison):**

**[0131]**



(143)

[0132] The compounds 107, 141, 142 and 143 were dissolved in warm chlorobenzene (70°C) at a concentration of 24 g/l (4 g/l compound 107, 7.5 g/l compound 141, 7.5 g/l compound 143, and 5 g/l compound 142) and spin-coated onto HIL-012-layers at a spin-rate of 1390 rpm. In this composition compound 107 has the highest occupied molecular orbital (HOMO) of all compounds, compound 141 the lowest unoccupied molecular orbital (LUMO) of all compounds. Compound 142 is thus a wide-bandgap component just as the binders. Compound 143 is a typical co-host molecule in triplet devices. The results from the device characterization are contained in table 2.

#### Inventive Example 11:

[0133] Compounds 107, 141, 143 and PS (200 000 g/mol, Alfa-Aesar) were dissolved in chlorobenzene at a concentration of 24 g/l (4 g/l compound 107, 7.5 g/l compound 141, 7.5 g/l compound 143, and 5 g/l PS) and spin-coated onto the HIL-012-layer at a spin-rate of 1490 rpm. The results are compared to example 10 in table 2.

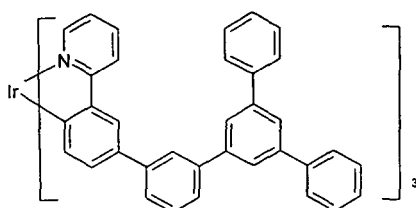
Table 2

Ex.	$U_{(100 \text{ cd/m}^2)}$ [V]	Max. Eff. [cd/A]	Max. Eff. [EQE]	CIE [x/y]	Lifetime @ 1000cd/m <sup>2</sup> [h]
10	4.0	23.5	6.5%	0.33 / 0.62	2600
11	4.8	31.2	8.6%	0.33 / 0.63	3300

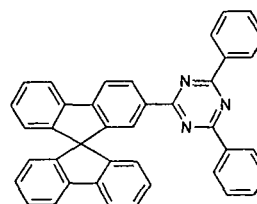
[0134] The examples 10 and 11 show that the processibility of the EML-solution was improved by the binder and that the binder containing devices (example 11) nevertheless had a better efficiency and lifetime as compared to non binder containing devices (example 10).

#### Example 12 (comparison):

[0135]



(144)



(145)

[0136] Compounds 144, 145, and 142 were dissolved in toluene at a concentration of 25 g/l (5 g/l compound 144, 10 g/l compound 145, and 10 g/l compound 142) and spin-coated onto the HIL-012-layer at a spin-rate of 1920 rpm. The results of the device evaluation are summarized in table 3.

#### Reference Example 13:

[0137] Compounds 144, 145, 142 and PS (200 000 g/mol, Alfa-Aesar) were dissolved in toluene at a concentration of 25 g/l (5 g/l compound 144, 10 g/l compound 145, 5 g/l compound 142 and 5 g/l PS) and spin-coated onto the HIL-012-layer at a spin-rate of 2100 rpm. In this device a small molecule wide-band-gap material was replaced by the wide-band-gap binder as it is done to change just the rheological properties of the solution. The results of the device evaluation

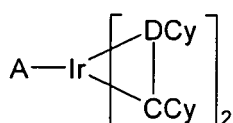
are summarized in table 3. Figure 4 shows the lifetime curves for the devices of examples 12 and 13. The curves show clearly that the difference in lifetime in the extrapolation is no significant difference as it is the noise in "better" device at the end that leads to a slightly better value. Replacing part of a wide-band-gap small molecule component in the EML by a neutral polymeric binder such as PS to improve rheological properties thus has no negative impact on device performance, even in very long lived devices.

Table 3

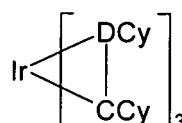
Ex.	$U_{(1000 \text{ cd/m}^2)}$ [V]	Max. Eff. [cd/A]	Max. Eff. [EQE]	CIE [x/y]	Lifetime @1000cd/m <sup>2</sup> [h]
12	5.7	28.9	8.3%	0.33/0.62	50000
13	5.6	30.3	8.0 %	0.34/0.62	48000

## Claims

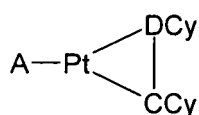
- Composition comprising one or more organic light emitting materials having a molecular weight of at most 5000 g/mol, wherein said light emitting material is an organic phosphorescent compound which emits light and in addition contains at least one atom having an atomic number greater than 38, one or more organic solvents having a boiling point of at least 130°C, and one or more polymers, **characterized in that** said polymer, which has a weight average molecular weight of at least 100000 g/mol, determined by gel permeation chromatography against polystyrene standards, is an inert binder and **in that** the composition comprises 0.5 to 4 % by weight of one or more organic light emitting materials and 0.5 to 4 % by weight of said inert binder, in relation to 100% of the solvent or solvent mixture, wherein the weight ratio of said inert polymeric binder to the light emitting material is in the range from 1:2 to 1:5, wherein inert binder means that the polymer does not have semiconducting properties or chemically reacts with any of the semiconducting compounds in the composition, and wherein said inert binder is a polymer comprising repeating units derived from olefin monomers consisting of hydrogen and carbon atoms and/ or styrene monomers.
- Composition according to claim 1, **characterized in that** said composition comprises a surface tension in the range of 20 mN/m to 60 mN/m.
- Composition according to claim 1 or 2, **characterized in that** the composition comprises a viscosity at 25°C in the range of 1.5 to 100 mPas.
- Composition according to one or more of claims 1 to 3, **characterized in that** the inert binder is a polymer having a glass transition temperature in the range of -70 to 160°C.
- Composition according to one or more of claims 1 to 4, **characterized in that** said organic solvent is an aromatic compound.
- Composition according to claim 5, **characterized in that** said organic solvent is selected from the group consisting of aromatic ethers, aromatic esters, aromatic ketones, heteroaromatic solvents and aniline derivatives.
- Composition according to one or more of claims 1 to 6, **characterized in that** said organic solvent comprises a boiling point of at most 260°C.
- Composition according to one or more of claims 1 to 7, **characterized in that** said composition comprises at least 80 % by weight of said organic solvents.
- Composition according to one or more of claims 1 to 8, **characterized in that** the phosphorescent compounds are compounds of formulae (1) to (4):



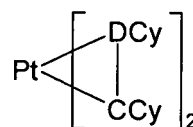
formula (1)



formula (2)



formula (3)



formula (4)

where

DCy is, identically or differently on each occurrence, a cyclic group which contains at least one donor atom, preferably nitrogen, carbon in the form of a carbene or phosphorus, via which the cyclic group is bonded to the metal, and which may in turn carry one or more substituents  $R^1$ ; the groups DCy and CCy are connected to one another via a covalent bond;

CCy is, identically or differently on each occurrence, a cyclic group which contains a carbon atom via which the cyclic group is bonded to the metal and which may in turn carry one or more substituents  $R^1$ ;

A is, identically or differently on each occurrence, a monoanionic, bidentate chelating ligand, preferably a diketonate ligand;

$R^1$  are identically or differently at each instance, and are F, Cl, Br, I,  $\text{NO}_2$ , CN, a straight-chain, branched or cyclic alkyl or alkoxy group having from 1 to 20 carbon atoms, in which one or more nonadjacent  $\text{CH}_2$  groups may be replaced by  $-\text{O}-$ ,  $-\text{S}-$ ,  $-\text{NR}^2--\text{CONR}^2-$ ,  $-\text{CO}-\text{O}-$ ,  $-\text{C}=\text{O}-$ ,  $-\text{CH}=\text{CH}-$  or  $-\text{C}\equiv\text{C}-$ , and in which one or more hydrogen atoms may be replaced by F, or an aryl or heteroaryl group which has from 4 to 14 carbon atoms and may be substituted by one or more nonaromatic  $R^1$  radicals, and a plurality of substituents  $R^1$ , either on the same ring or on the two different rings, may together in turn form a mono- or polycyclic, aliphatic or aromatic ring system; and

$R^2$  are identically or differently at each instance, and are a straight-chain, branched or cyclic alkyl or alkoxy group having from 1 to 20 carbon atoms, in which one or more nonadjacent  $\text{CH}_2$  groups may be replaced by  $-\text{O}-$ ,  $-\text{S}-$ ,  $-\text{CO}-\text{O}-$ ,  $-\text{C}=\text{O}-$ ,  $-\text{CH}=\text{CH}-$  or  $-\text{C}\equiv\text{C}-$ , and in which one or more hydrogen atoms may be replaced by F, or an aryl or heteroaryl group which has from 4 to 14 carbon atoms and may be substituted by one or more nonaromatic  $R^1$  radicals.

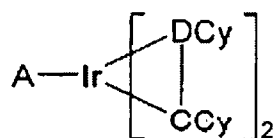
10. Use of a composition according to one or more of claims 1 to 9 as coating or printing ink for the preparation of OLED devices.

## Patentansprüche

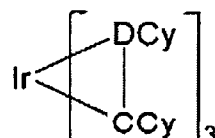
1. Zusammensetzung enthaltend ein oder mehrere organische lichtemittierende Materialien mit einem Molekulargewicht von höchstens 5000 g/mol, wobei es sich bei dem lichtemittierenden Material um eine organische phosphoreszierende Verbindung handelt, die Licht emittiert und zusätzlich mindestens ein Atom mit einer Ordnungszahl größer als 38 enthält, ein oder mehrere organische Lösungsmittel mit einem Siedepunkt von mindestens 130°C und ein oder mehrere Polymere, **dadurch gekennzeichnet, dass** es sich bei dem Polymer, das ein gewichtsmittleres Molekulargewicht von mindestens 100000 g/mol, bestimmt durch Gelpermeationschromatographie gegen Polystyrolstandards, aufweist, um ein inertes Bindemittel handelt und dass die Zusammensetzung 0,5 bis 4 Gewichts-% eines oder mehrerer organischer lichtemittierender Materialien und 0,5 bis 4 Gewichts-% des inerten Bindemittels enthält, bezogen auf 100% des Lösungsmittels oder Lösungsmittelgemisches, wobei das Gewichtsverhältnis des inerten polymeren Bindemittels zu dem lichtemittierenden Material im Bereich von 1:2 bis 1:5 liegt, wobei unter inertem Bindemittel zu verstehen ist, dass das Polymer keine Halbleitereigenschaften besitzt oder mit einer der Halbleiterverbindungen in der Zusammensetzung chemisch reagiert und wobei es sich bei dem inerten Bindemittel um ein Polymer handelt, das von aus Wasserstoff- und Kohlenstoffatomen bestehenden Olefinmonomeren und/oder Styrolmonomeren abgeleitete Wiederholungseinheiten enthält.
2. Zusammensetzung nach Anspruch 1, **dadurch gekennzeichnet, dass** die Zusammensetzung eine Oberflächenspannung im Bereich von 20 mN/m bis 60 mN/m aufweist.
3. Zusammensetzung nach Anspruch 1 oder 2, **dadurch gekennzeichnet, dass** die Zusammensetzung eine Viskosität bei 25°C im Bereich von 1,5 bis 100 mPas aufweist.
4. Zusammensetzung nach einem oder mehreren der Ansprüche 1 bis 3, **dadurch gekennzeichnet, dass** es sich bei

dem inerten Bindemittel um ein Polymer mit einer Glasübergangstemperatur im Bereich von -70 bis 160°C handelt.

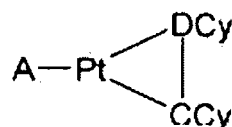
5. Zusammensetzung nach einem oder mehreren der Ansprüche 1 bis 4, **dadurch gekennzeichnet, dass** es sich bei dem organischen Lösungsmittel um eine aromatische Verbindung handelt.
6. Zusammensetzung nach Anspruch 5, **dadurch gekennzeichnet, dass** das organische Lösungsmittel aus der Gruppe bestehend aus aromatischen Ethern, aromatischen Estern, aromatischen Ketonen, heteroaromatischen Lösungsmitteln und Anilinderivaten ausgewählt ist.
7. Zusammensetzung nach einem oder mehreren der Ansprüche 1 bis 6, **dadurch gekennzeichnet, dass** das organische Lösungsmittel einen Siedepunkt von höchstens 260°C aufweist.
8. Zusammensetzung nach einem oder mehreren der Ansprüche 1 bis 7, **dadurch gekennzeichnet, dass** die Zusammensetzung mindestens 80 Gewichts-% der organischen Lösungsmittel enthält.
9. Zusammensetzung nach einem oder mehreren der Ansprüche 1 bis 8, **dadurch gekennzeichnet, dass** es sich bei den phosphoreszierenden Verbindungen um Verbindungen der Formeln (1) bis (4) handelt:



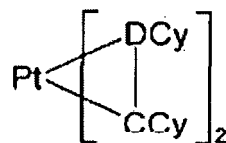
Formel (1)



Formel (2)



Formel (3)



Formel (4)

WO

DCy gleich oder verschieden bei jedem Auftreten eine cyclische Gruppe ist, die mindestens ein Donoratom, vorzugsweise Stickstoff, Kohlenstoff in Form eines Carbens oder Phosphor enthält, über das die cyclische Gruppe an das Metall gebunden ist, und die wiederum einen oder mehrere Substituenten R<sup>1</sup> tragen kann; die Gruppen DCy und CCy sind über eine kovalente Bindung miteinander verbunden;

CCy gleich oder verschieden bei jedem Auftreten eine cyclische Gruppe ist, die ein Kohlenstoffatom enthält, über das die cyclische Gruppe an das Metall gebunden ist, und die wiederum einen oder mehrere Substituenten R<sup>1</sup> tragen kann;

A gleich oder verschieden bei jedem Auftreten ein monoanionischer, zweizähniger chelatbildender Ligand, vorzugsweise ein Diketonat-Ligand ist;

R<sup>1</sup> bei jedem Auftreten gleich oder verschieden sind und F, Cl, Br, I, NO<sub>2</sub>, CN, eine geradkettige, verzweigte oder cyclische Alkyl- oder Alkoxygruppe mit 1 bis 20 Kohlenstoffatomen, in der ein oder mehrere nicht benachbarte CH<sub>2</sub>-Gruppen durch -O-, -S-, -NR<sup>2</sup>-, -CONR<sup>2</sup>-, -CO-O-, -C=O-, -CH=CH- oder -C≡C- ersetzt sein können und in der ein oder mehrere Wasserstoffatome durch F ersetzt sein können, oder eine Aryl- oder Heteroarylgruppe, die 4 bis 14 Kohlenstoffatome aufweist und durch einen oder mehrere nichtaromatische Reste R<sup>1</sup> substituiert sein kann, sind und eine Mehrzahl von Substituenten R<sup>1</sup>, entweder am gleichen Ring oder an zwei verschiedenen Ringen, zusammen wiederum ein mono- oder polycyclisches, aliphatisches oder aromatisches Ringsystem bilden können; und

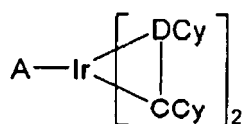
R<sup>2</sup> bei jedem Auftreten gleich oder verschieden sind und eine geradkettige, verzweigte oder cyclische Alkyl- oder Alkoxygruppe mit 1 bis 20 Kohlenstoffatomen, in der ein oder mehrere nicht benachbarte CH<sub>2</sub>-Gruppen durch -O-, -S-, -CO-O-, -C=O-, -CH=CH- oder -C≡C- ersetzt sein können und in der ein oder mehrere Wasser-

stoffatome durch F ersetzt sein können, oder eine Aryl- oder Heteroarylgruppe, die 4 bis 14 Kohlenstoffatome aufweist und durch einen oder mehrere nichtaromatische Reste R<sup>1</sup> substituiert sein kann, sind.

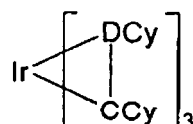
10. Verwendung einer Zusammensetzung nach einem oder mehreren der Ansprüche 1 bis 9 als Beschichtung oder Druckfarbe zur Herstellung von OLED-Vorrichtungen.

## Revendications

1. Composition comprenant un ou plusieurs matériau(x) émetteur(s) de lumière organique(s) qui présente(nt) un poids moléculaire d'au plus 5000 g/mol, dans laquelle ledit matériau émetteur de lumière est un composé phosphorent organique qui émet de la lumière et qui, en plus, contient au moins un atome qui présente un numéro atomique supérieur à 38, un ou plusieurs solvant(s) organique(s) qui présente(nt) un point d'ébullition d'au moins 130°C, et un ou plusieurs polymère(s), **caractérisée en ce que** ledit polymère, qui présente un poids moléculaire moyen d'au moins 100000 g/mol, lequel poids est déterminé au moyen d'une chromatographie par perméation de gel en lien avec des standards polystyrène, est un liant inerte, et **en ce que** la composition comprend 0,5 à 4 % en poids d'un ou de plusieurs matériau(x) émetteur(s) de lumière organique(s) et 0,5 à 4 % en poids dudit liant inerte, en relation avec 100 % du solvant ou du mélange de solvants, dans laquelle le rapport du poids dudit liant polymérique inerte sur le poids du matériau émetteur de lumière est dans la plage de 1:2 à 1:5, dans laquelle l'expression « liant inerte » signifie que le polymère ne présente pas de propriétés de semiconduction ou qu'il réagit chimiquement avec n'importe lequel des composés de semiconduction dans la composition, et dans laquelle ledit liant inerte est un polymère qui comprend des unités de répétition qui sont dérivées à partir de monomères oléfine qui sont constitués par des atomes d'hydrogène et de carbone et/ou à partir de monomères styrène.
2. Composition selon la revendication 1, **caractérisée en ce que** ladite composition présente une tension de surface dans la plage de 20 mN/m à 60 mN/m.
3. Composition selon la revendication 1 ou 2, **caractérisée en ce que** la composition présente une viscosité à 25 °C dans la plage de 1,5 à 100 mPa.
4. Composition selon une ou plusieurs des revendications 1 à 3, **caractérisée en ce que** le liant inerte est un polymère qui présente une température de transition vitreuse dans la plage de -70 à 160 °C.
5. Composition selon une ou plusieurs des revendications 1 à 4, **caractérisée en ce que** ledit solvant organique est un composé aromatique.
6. Composition selon la revendication 5, **caractérisée en ce que** ledit solvant organique est choisi parmi le groupe constitué par les éthers aromatiques, les esters aromatiques, les cétones aromatiques, les solvants hétéroaromatiques et les dérivés d'aniline.
7. Composition selon une ou plusieurs des revendications 1 à 6, **caractérisée en ce que** ledit solvant organique présente un point d'ébullition d'au plus 260 °C.
8. Composition selon une ou plusieurs des revendications 1 à 7, **caractérisée en ce que** ladite composition comprend au moins 80 % en poids desdits solvants aromatiques.
9. Composition selon une ou plusieurs des revendications 1 à 8, **caractérisée en ce que** les composés phosphorescents sont des composés des formules (1) à (4) :

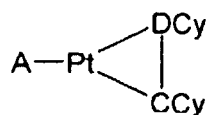


formule (1)

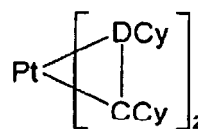


formule (2)





formule (3)



formule (4)

dans lesquelles :

DCy est, de manière identique ou différente pour chaque occurrence, un groupe cyclique qui contient au moins un atome donneur, de façon préférable, azote, carbone sous la forme d'un carbène ou d'un phosphore, via lequel le groupe cyclique est lié au métal, et lequel peut à son tour être porteur d'un ou de plusieurs substituant(s)  $R^1$  ; les groupes DCy et CCy sont connectés l'un à l'autre via une liaison covalente ;

CCy est, de manière identique ou différente pour chaque occurrence, un groupe cyclique qui contient un atome de carbone via lequel le groupe cyclique est lié au métal et lequel peut à son tour être porteur d'un ou de plusieurs substituant(s)  $R^1$  ;

A est, de manière identique ou différente pour chaque occurrence, un ligand chélatant bidentate/bidenté monoanionique, de façon préférable un ligand dicétonate ;

$R^1$  sont identiques ou différents à chaque cas, et sont F, Cl, Br, I,  $\text{NO}_2$ , CN, un groupe alkyle ou alcoxy en chaîne droite, ramifié ou cyclique qui comporte de 1 à 20 atome(s) de carbone, où un ou plusieurs groupe(s)  $\text{CH}_2$  non adjacents peut/peuvent être remplacé(s) par -O-, -S-, - $\text{NR}^2$ -, -CONR $^2$ -, -CO-O-, -C=O-, -CH=CH- ou -C $\equiv$ C-, et où un ou plusieurs atome(s) d'hydrogène peut/peuvent être remplacé(s) par F, ou un groupe aryle ou hétéroaryle qui comporte de 4 à 14 atomes de carbone et qui peut être substitué par un radical ou plusieurs radicaux  $R^1$  non aromatique(s), et une pluralité de substituants  $R^1$ , soit sur le même cycle, soit sur les deux cycles différents, peuvent ensemble à leur tour former un système de cycle aliphatique ou aromatique monocyclique ou polycyclique ; et

$R^2$  sont identiques ou différents à chaque cas, et sont un groupe alkyle ou alcoxy en chaîne droite, ramifié ou cyclique qui comporte de 1 à 20 atome(s) de carbone, où un ou plusieurs groupe(s)  $\text{CH}_2$  non adjacents peut/peuvent être remplacé(s) par -O-, -S-, -CO-O-, -C=O-, -CH=CH- ou -C $\equiv$ C-, et où un ou plusieurs atome(s) d'hydrogène peut/peuvent être remplacé(s) par F, ou un groupe aryle ou hétéroaryle qui comporte de 4 à 14 atomes de carbone et qui peut être substitué par un radical ou plusieurs radicaux  $R^1$  non aromatique(s).

10. Utilisation d'une composition selon une ou plusieurs des revendications 1 à 9 en tant que revêtement ou encre d'impression pour la préparation de dispositifs OLED.

Figure 1




Figure 2

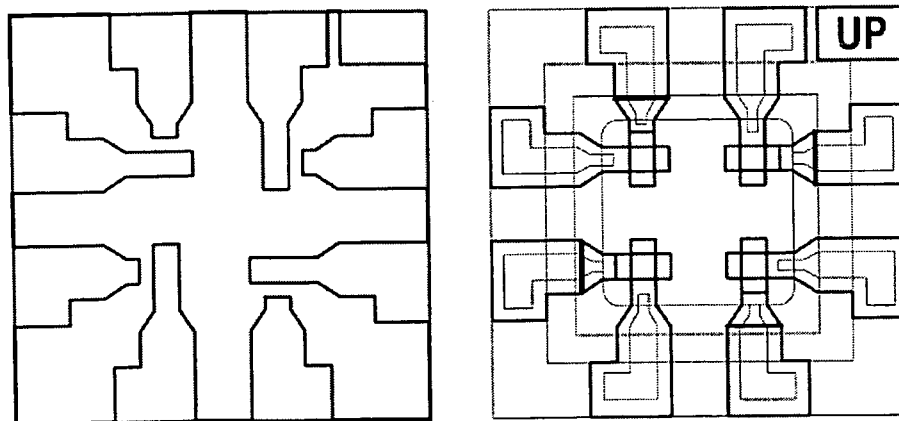


Figure 3

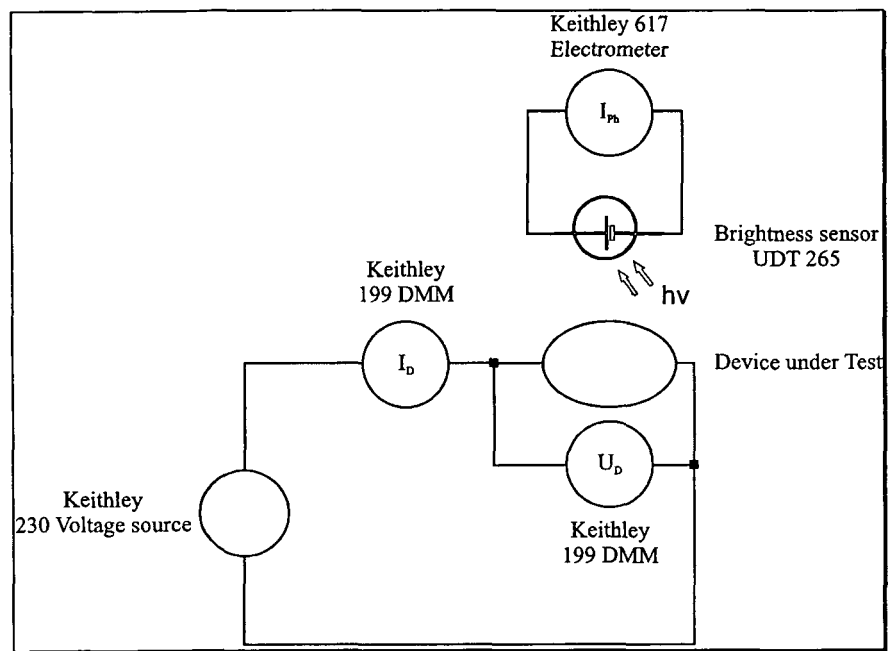
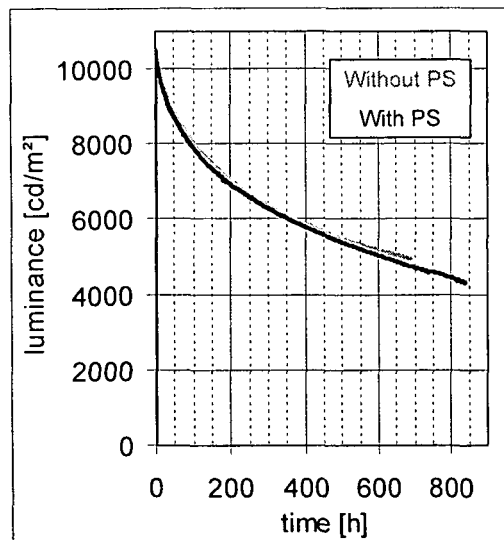


Figure 4

Lifetime curves from examples 12 and 13 (table 3)



## REFERENCES CITED IN THE DESCRIPTION

*This list of references cited by the applicant is for the reader's convenience only. It does not form part of the European patent document. Even though great care has been taken in compiling the references, errors or omissions cannot be excluded and the EPO disclaims all liability in this regard.*

## Patent documents cited in the description

- EP 1883124 A1 [0004]
- US 20070103059 A [0005]
- US 6818919 B [0006]
- US 7115430 B [0006]
- US 5952778 A [0007]
- US 6277504 B1 [0008]
- US 6294273 B1 [0009]
- WO 2005055248 A2 [0010]
- WO 2009151978 A [0010]
- WO 2004101707 A [0011]
- WO 0070655 A [0023]
- WO 0141512 A [0023]
- WO 0202714 A [0023]
- WO 0215645 A [0023]
- EP 1191613 A [0023]
- EP 1191612 A [0023]
- EP 1191614 A [0023]
- WO 04081017 A [0023] [0030]
- WO 05033244 A [0023]
- WO 05042550 A [0023]
- WO 05113563 A [0023]
- WO 06008069 A [0023]
- WO 06061182 A [0023]
- WO 06081973 A [0024]
- DE 102008027005 [0024]
- WO 06122630 A [0026] [0034]
- WO 08006449 A [0026] [0031] [0034]
- WO 07140847 A [0026] [0034]
- WO 06000388 A [0026]
- WO 06058737 A [0026]
- WO 06000389 A [0026]
- WO 07065549 A [0026]
- WO 07115610 A [0026]
- DE 102008035413 [0026]
- JP 6001973 A [0027]
- WO 04047499 A [0027]
- WO 06098080 A [0027]
- WO 07065678 A [0027]
- US 20050260442 A [0027]
- WO 04092111 A [0027]
- EP 676461 A [0028] [0030] [0034]
- WO 04058911 A [0030]
- WO 05084081 A [0030]
- WO 05084082 A [0030]
- WO 06048268 A [0030]
- WO 06117052 A [0030] [0036]
- WO 08145239 A [0030]
- WO 04018587 A [0031]
- US 5935721 A [0031]
- US 20050181232 A [0031]
- JP 2000273056 A [0031]
- EP 681019 A [0031]
- US 20040247937 A [0031]
- US 20050211958 A [0031]
- EP 1476881 A [0032]
- EP 1596445 A [0032]
- WO 06100896 A [0034]
- EP 1661888 A [0034]
- WO 01049806 A [0034]
- US 5061569 A [0034]
- WO 9509147 A [0034]
- JP 2001226331 A [0034]
- EP 650955 A [0034]
- US 4780536 A [0034]
- WO 9830071 A [0034]
- EP 891121 A [0034]
- JP 2006253445 A [0034]
- WO 06073054 A [0034]
- JP 2000053957 A [0036]
- WO 03060956 A [0036]
- WO 04028217 A [0036]
- WO 04080975 A [0036]
- WO 04013080 A [0036]
- WO 04093207 A [0036]
- WO 06005627 A [0036]
- DE 102008033943 [0036]
- WO 05039246 A [0036]
- US 20050069729 A [0036]
- JP 2004288381 A [0036]
- EP 1205527 A [0036]
- WO 08086851 A [0036]
- WO 07063754 A [0036]
- WO 08056746 A [0036]
- EP 1617710 A [0036]
- EP 1617711 A [0036]
- EP 1731584 A [0036]
- JP 2005347160 A [0036]
- WO 07137725 A [0036]
- WO 05111172 A [0036]
- DE 102008036982 [0036]
- DE 102007053771 [0036]
- WO 2004037887 A2 [0120]

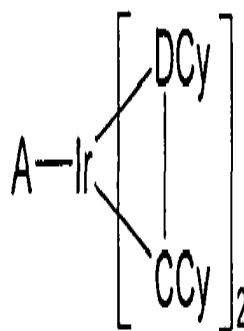
Non-patent literature cited in the description

- **JEONG-LK LEE.** White light emitting electrophosphorescent devices with solution processed emission layer. *Japanese Journal of Applied Physics*, 07 December 2006, 9231-9233 **[0012]**
- **Y. SHIROTA et al.** *Chem. Rev.*, 2007, vol. 107 (4), 953-1010 **[0033]**
- **HANSON ; ABBOT.** Hansen Solubility Parameters in Practice (HSPiP) program **[0044] [0056]**
- **C.M. HANSEN.** Hansen Solubility Parameters: A User's Handbook. Taylor and Francis Group, 2007 **[0055]**
- Surface Tension Measurements Using the Drop Shape Method. First Ten Angstrom. Roger P. Woodward, Ph.D, **[0063]**
- **M. FISCHER ; F. VÖGTLE.** *Angew. Chem., Int. Ed.*, 1999, vol. 38, 885 **[0099]**

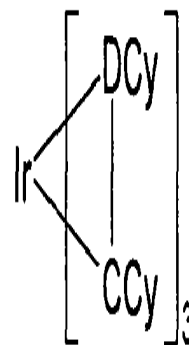
专利名称(译)	包含聚合物粘合剂的组合物		
公开(公告)号	<a href="#">EP2517274B1</a>	公开(公告)日	2017-05-24
申请号	EP2010784707	申请日	2010-11-24
申请(专利权)人(译)	MERCK PATENT GMBH		
当前申请(专利权)人(译)	MERCK PATENT GMBH		
[标]发明人	JAMES MARK GONCALVES MISKIEWICZ MAGDA MAY PHILIP EDWARD NANSON LANA EFFENBERGER RUTH BONRAD KLAUS PAN JUNYOU KLUGE EDGAR		
发明人	JAMES, MARK GONCALVES-MISKIEWICZ, MAGDA MAY, PHILIP EDWARD NANSON, LANA EFFENBERGER, RUTH BONRAD, KLAUS PAN, JUNYOU KLUGE, EDGAR		
IPC分类号	H01L51/00 C08K5/00 C09D11/00		
CPC分类号	C08K5/0041 C08K5/0091 C08K5/56 C09B1/00 C09B57/00 C09B57/008 C09B57/10 C09D5/24 C09D7/63 C09D11/03 C09D11/52 C08G59/50 C08G59/56 C08L63/00 H01L51/0005 H01L51/0007 H01L51/5016 H05B33/20 Y02E10/549 Y02P70/521		
优先权	2009015911 2009-12-23 EP		
其他公开文献	EP2517274A1		
外部链接	<a href="#">Espacenet</a>		

#### 摘要(译)

本发明涉及包含发光材料和/或电荷传输材料和聚合物粘合剂的新型组合物，它们作为用于制备有机发光二极管（OLED）器件的导电油墨的用途，涉及使用该新型制备OLED器件的方法制剂，以及由这些方法和制剂制备的OLED器件。



formula (1)



formula (2)