

(19) World Intellectual Property Organization
International Bureau



(43) International Publication Date
19 July 2007 (19.07.2007)

PCT

(10) International Publication Number
WO 2007/081179 A1

(51) International Patent Classification:
C09K 11/06 (2006.01)

(74) Agent: HAN YANG PATENT FIRM; 9f Keungil Tower
677-25, Yeoksam-dong, Gangnam-gu, Seoul, 135-914
(KR).

(21) International Application Number:
PCT/KR2007/000229

(81) Designated States (unless otherwise indicated, for every
kind of national protection available): AE, AG, AL, AM,
AT, AU, AZ, BA, BB, BG, BR, BW, BY, BZ, CA, CH, CN,
CO, CR, CU, CZ, DE, DK, DM, DZ, EC, EE, EG, ES, FI,
GB, GD, GE, GH, GM, GT, HN, HR, HU, ID, IL, IN, IS,
JP, KE, KG, KM, KN, KP, KZ, LA, LC, LK, LR, LS, LT,
LU, LV, LY, MA, MD, MG, MK, MN, MW, MX, MY, MZ,
NA, NG, NI, NO, NZ, OM, PG, PH, PL, PT, RO, RS, RU,
SC, SD, SE, SG, SK, SL, SM, SV, SY, TJ, TM, TN, TR,
TT, TZ, UA, UG, US, UZ, VC, VN, ZA, ZM, ZW.

(22) International Filing Date: 12 January 2007 (12.01.2007)

(25) Filing Language: Korean

(26) Publication Language: English

(30) Priority Data:
10-2006-0003883 13 January 2006 (13.01.2006) KR

(71) Applicant (for all designated States except US): LG
CHEM. LTD. [KR/KR]; 20, Yoido-dong, Young-
dungpo-gu, Seoul, 150-721 (KR).

(84) Designated States (unless otherwise indicated, for every
kind of regional protection available): ARIPO (BW, GH,
GM, KE, LS, MW, MZ, NA, SD, SL, SZ, TZ, UG, ZM,
ZW), Eurasian (AM, AZ, BY, KG, KZ, MD, RU, TJ, TM),
European (AT, BE, BG, CH, CY, CZ, DE, DK, EE, ES, FI,
FR, GB, GR, HU, IE, IS, IT, LT, LU, LV, MC, NL, PL, PT,
RO, SE, SI, SK, TR), OAPI (BF, BJ, CF, CG, CI, CM, GA,
GN, GQ, GW, ML, MR, NE, SN, TD, TG).

(72) Inventor: YEO, Sung-Jin (deceased).

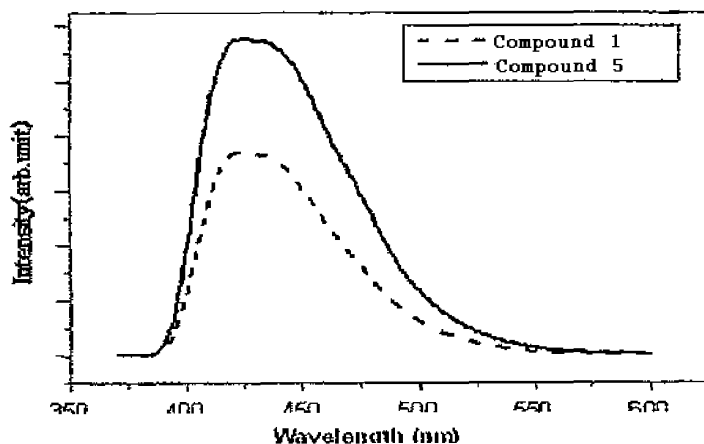
(72) Inventors; and

(75) Inventors/Applicants (for US only): KIM, Kong-Kyeom
[KR/KR]; 107-703, Expo Apt., Jeonmin-dong,
Yuseong-gu, Daejeon Metropolitan City, 305-761
(KR). JANG, Hye-Young [KR/KR]; 833, Anusvill,
1380-1, Dunsan-dong, Seo-gu, Daejeon Metropolitan City,
302-120 (KR).

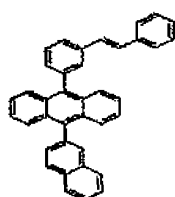
Published:
— with international search report

For two-letter codes and other abbreviations, refer to the "Guid-
ance Notes on Codes and Abbreviations" appearing at the begin-
ning of each regular issue of the PCT Gazette.

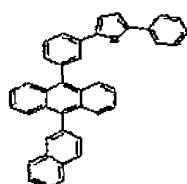
(54) Title: EMITTING MATERIALS AND ORGANIC LIGHT EMITTING DEVICE USING THE SAME



(57) Abstract: The present invention provides a
novel light emitting material and an organic light
emitting device using the same.



Comparative compound 1



Compound 5

WO 2007/081179 A1

Description

EMITTING MATERIALS AND ORGANIC LIGHT EMITTING DEVICE USING THE SAME

Technical Field

- [1] The present invention relates to a novel structure of a light emitting material and to an organic light emitting device using the same.
- [2] This application claims priority benefits from Korean Patent Application No. 10-2006-0003883, filed on January 13, 2006, the entire contents of which are fully incorporated herein by reference.

Background Art

- [3] In general, the term "organic light emitting phenomenon" refers to a phenomenon in which electric energy is converted to light energy by means of an organic material. The organic light emitting device using the organic light emitting phenomenon has a structure usually comprising an anode, a cathode, and an organic material layer interposed therebetween. Herein, the organic material layer may be mostly formed in a multilayer structure comprising the layers consisting of different materials, for example, a hole injecting layer, a hole transporting layer, a light emitting layer, an electron transporting layer, and an electron injecting layer, in order to improve efficiency and stability of the organic light emitting device. In the organic light emitting device having such a structure, when a voltage is applied between two electrodes, holes from the anode and electrons from a cathode are injected into the organic material layer, the holes and the electrons injected are combined together to form excitons. Further, when the excitons drop to a ground state, light is emitted. Such the organic light emitting device is known to have characteristics such as self-luminescence, high brightness, high efficiency, low drive voltage, wide viewing angle, high contrast and high-speed response.
- [4] The materials used for the organic material layer of the organic light emitting device can be classified into light emitting materials and charge-transporting materials, for example, a hole injecting material, a hole transporting material, an electron transporting material and an electron injecting material, according to their functions. The light emitting materials can be classified into high molecular weight materials and low molecular weight materials, according to their molecular weights. The light emitting materials can be classified into fluorescent materials derived from the singlet excited state and phosphorescent materials derived from the triplet excited state. The light emitting materials can be divided into blue, green and red light emitting materials, and yellow and orange light emitting materials required for giving more natural colors,

according to the colors of the emitted light.

[5] On the other hand, an efficiency of a device is lowered owing to maximum luminescence wavelength moved to a longer wavelength due to the interaction between the molecules, the deterioration of color purity and the reduction in light emitting efficiency when only one material is used for the light emitting material, and therefore a host/dopant system can be used as the light emitting material for the purpose of enhancing the color purity and the light emitting efficiency through energy transfer. It is based on the principle that if a small amount of a dopant having a smaller energy band gap than a host forming a light emitting layer is mixed in the light emitting layer, excitons which are generated in the light emitting layer are transported to the dopant, thus emitting a light with a high efficiency. Here, since the wavelength of the host is moved into the wavelength range of the dopant, a light having a desired wavelength can be obtained according to the kind of the dopant.

[6] In order to allow the organic light emitting device to fully exhibit the above-mentioned excellent characteristics, a material constituting the organic material layer in the device, for example, a hole injecting material, a hole transporting material, a light emitting material, an electron transporting material and an electron injecting material should be essentially composed of stable and efficient materials. However, the development of stable and efficient organic material layer materials for the organic light emitting device has not yet been fully realized. Accordingly, the development of new materials is continuously desired.

Disclosure of Invention

Technical Problem

[7] The present inventors have found a novel structure of a light emitting material, and then have found that the light emitting material efficiently serves as a light emitting material in an organic light emitting device.

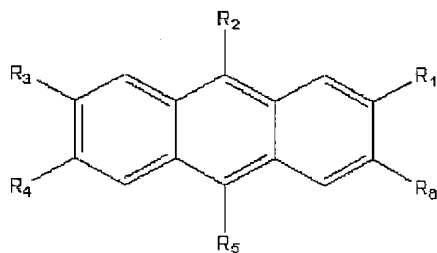
[8] Therefore, it is an object of the present invention to provide a novel structure of a light emitting material and an organic light emitting device using the same.

Technical Solution

[9] The present invention provides a compound represented by the following formula 1:

[10] [Formula 1]

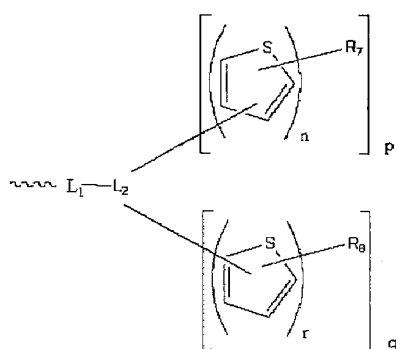
[11]



[12] wherein R_1 to R_6 may be identical to or different from each other, and at least one thereof is represented by the following formula 2:

[13] [Formula 2]

[14]



[15] wherein n and p are each integers of 1 to 10, and q and r are each integers of 0 to 10,

[16] L_1 is a direct bond, or a substituted or unsubstituted C_5 to C_{20} aryl group, or a substituted or unsubstituted C_5 to C_{20} heterocyclic group,

[17] L_2 is a C_5 to C_{20} aryl group, and

[18] R_1 to R_6 , which are not represented by the formula 2, in the formula 1, and R_7 and R_8 in the formula 2 are each independently the identical or different substituents, and each selected from the group consisting of hydrogen; halogen; hydroxyl; mercapto; cyano; nitro; carbonyl; carboxyl; formyl; substituted or unsubstituted C_1 - C_{20} alkyl; substituted or unsubstituted C_2 - C_{10} alkenyl; substituted or unsubstituted C_2 - C_7 alkynyl; substituted or unsubstituted C_6 - C_{32} aryl; substituted or unsubstituted heteroaryl; substituted or unsubstituted C_3 - C_7 cycloalkyl in which a carbon atom in the ring may be substituted by an oxygen, nitrogen, or sulfur atom; C_4 - C_7 cycloalkenyl in which a carbon atom in the ring may be substituted by an oxygen, nitrogen, or sulfur atom; substituted or unsubstituted C_1 - C_{20} alkoxy; substituted or unsubstituted C_2 - C_{10} alkenyloxy; substituted or unsubstituted C_2 - C_7 alkynyloxy; substituted or unsubstituted aryloxy; substituted or unsubstituted C_1 - C_{20} alkylamine; substituted or unsubstituted C_2 - C_{10} alkenylamine; substituted or unsubstituted C_2 - C_7 alkynylamine; substituted or unsubstituted arylamine; substituted or unsubstituted alkylarylamines; substituted or un-

substituted C_1-C_{20} alkylsilyl; substituted or unsubstituted C_2-C_{10} alkenylsilyl; substituted or unsubstituted C_2-C_7 alkynylsilyl; substituted or unsubstituted arylsilyl; substituted or unsubstituted alkylarylsilyl; substituted or unsubstituted C_1-C_{20} alkylboranyl; substituted or unsubstituted C_2-C_{10} alkenylboranyl; substituted or unsubstituted C_2-C_7 alkynylboranyl; substituted or unsubstituted arylboranyl; substituted or unsubstituted alkylarylboranyl; substituted or unsubstituted C_1-C_{20} alkylthio; substituted or unsubstituted C_2-C_{10} alkenylthio; substituted or unsubstituted C_2-C_7 alkynylthio; and substituted or unsubstituted arylthio groups.

[19] Preferably, R_1 to R_6 , which are not represented by the formula 2, in the formula 1, and R_7 and R_8 in the formula 2 are each independently the identical or different substituents, and each can be selected from the group consisting of hydrogen, cyano, nitro, substituted or unsubstituted C_1-C_{20} alkyl, substituted or unsubstituted C_2-C_{10} alkenyl, substituted or unsubstituted C_3-C_7 cycloalkyl, substituted or unsubstituted C_4-C_7 cycloalkenyl, substituted or unsubstituted C_6-C_{32} aryl, substituted or unsubstituted heteroaryl, substituted or unsubstituted C_1-C_{20} alkoxy, substituted or unsubstituted aryloxy, substituted or unsubstituted C_1-C_{20} alkylamine, substituted or unsubstituted arylamine, substituted or unsubstituted alkylarylamine, substituted or unsubstituted C_1-C_{20} alkylsilyl; substituted or unsubstituted C_1-C_{20} alkylboranyl, substituted or unsubstituted arylboranyl, substituted or unsubstituted alkylarylboranyl, substituted or unsubstituted C_1-C_{20} alkylthio, and substituted or unsubstituted arylthio groups.

[20] R_1 to R_6 , which are not represented by the formula 2, in the formula 1, and R_7 and R_8 in the formula 2 can be each independently mono- or poly-substituted with the identical or different substituents selected from the group consisting of:

[21] halogen, hydroxyl, mercapto, cyano, nitro, amino, carbonyl, carboxyl, formyl, C_1-C_{20} alkyl, C_2-C_{10} alkenyl, C_2-C_7 alkynyl, aryl, heteroaryl, C_3-C_7 cycloalkyl, a saturated or unsaturated 3- to 7-membered heterocyclic ring, acryl, C_1-C_{20} alkoxy, C_2-C_{10} alkenyloxy, C_2-C_7 alkynyloxy, C_1-C_{20} alkylamine, C_2-C_{10} alkenylamine, C_2-C_7 alkynylamine, arylamine, alkylarylamine, C_1-C_{20} alkylsilyl, C_2-C_{10} alkenylsilyl, C_2-C_7 alkynylsilyl, alkoxysilyl, arylsilyl, alkylarylsilyl, C_1-C_{20} alkylboranyl, C_2-C_{10} alkenylboranyl, C_2-C_7 alkynylboranyl, arylboranyl, alkylarylboranyl, C_1-C_{20} alkylthio, C_2-C_{10} alkenylthio, C_2-C_7 alkynylthio, and arylthio groups.

[22] Preferably, R_1 to R_6 , which are not represented by the formula 2, in the formula 1, and R_7 and R_8 in the formula 2 may be each independently mono- or poly-substituted with the identical or different substituents selected from the group consisting of:

[23] cyano, nitro, formyl, methyl, ethyl, propyl, phenyl, naphthyl, biphenyl, anthracenyl, imidazolyl, thiazolyl, oxazolyl, thiophenyl, pyridyl, pyrimidyl, pyrrolyl, cyclobutenyl, cyclopentenyl, methoxy, ethoxy, propoxy, phenoxy, naphthoxy, methylamine, ethylamine, propylamine, phenylamine, naphthylamine, methylphenylamine,

ethylphenylamine, ethylnaphthylamine, dimethylboranyl, diethylboranyl, dipropylboranyl, diphenylboranyl, dinaphthylboranyl, phenylnaphthylboranyl, phenylmethylboranyl, naphthylmethylboranyl, naphthylethylboranyl, trimethylsilyl, triethylsilyl, tripropylsilyl, triphenylsilyl, trinaphthylsilyl, dimethylphenylsilyl, diethylphenylsilyl, diphenylmethylsilyl, methylthio, ethylthio, propylthio, butylthio, phenylthio and naphthylthio groups.

[24] The substituted or unsubstituted C_3-C_7 cycloalkyl in which a carbon atom in the ring may be substituted by an oxygen, nitrogen, or sulfur atom, or the C_4-C_7 cycloalkenyl in which a carbon atom in the ring may be substituted by an oxygen, nitrogen, or sulfur atom, is a 5- or 6-membered substituted or unsubstituted, saturated or unsaturated ring.

[25] R_1 to R_6 , which are not represented by the formula 2, in the formula 1, and R_7 and R_8 in the formula 2 are each independently the identical or different substituent, and each can be selected from the group consisting of methyl, ethyl, propyl, butyl, isopropyl, n-butyl, t-butyl, isobutyl, n-pentyl, neo-pentyl, n-hexyl, ethenyl, propenyl, butenyl, pentenyl, hexenyl, 2-methyl-ethenyl, 2-methyl-propenyl, 2-methyl-butenyl, 2-methyl-pentenyl, 2-methyl-hexenyl, imidazolyl, thiazolyl, oxazolyl, thiophenyl, pyridyl, pyrimidyl, pyrrolyl, 2-methylimidazolyl, 2-methylthiazolyl, 2-methyloxazolyl, phenyl, naphthyl, anthracenyl, biphenyl, terphenyl, tetracenyl, 3-methyl-phenyl, 4-methyl-naphthyl, 9-methyl-anthracenyl, 4-methyl-tetracenyl, 2-methyl-imidazolyl, 2-methyl-oxazolyl, 2-methyl-thiazolyl, 2-methyl-furanyl, 2-methyl-thiophenyl, 2-methyl-pyrazolyl, 2-methyl-pyridyl, 2-methyl-pyrimidinyl, methoxy, ethoxy, propoxy, butoxy, pentoxy, hexoxy, isopropoxy, isobutoxy, t-butoxy, neo-pentoxy, phenoxy, naphthoxy, biphenoxy, 3-methyl-phenoxy, 4-methyl-naphthoxy, 2-methyl-biphenoxy, methylamine, ethylamine, propylamine, butylamine, pentylamine, hexylamine, heptylamine, isopropylamine, isobutylamine, t-butylamine, 2-pentylamine, neo-pentylamine, phenylamine, naphthylamine, biphenylamine, anthracenylamine, 3-methyl-phenylamine, 4-methyl-naphthylamine, 2-methyl-biphenylamine, 9-methyl-anthracenylamine, phenylmethylamine, phenylethylamine, naphthylmethylamine, naphthylethylamine, biphenylmethylamine, 3-methyl-phenyl methylamine, phenyl isopropylamine, naphthylisopropylamine, naphthylisobutylamine, biphenyl isopropylamine, trimethylsilyl, triethylsilyl, tributylsilyl, tri(isopropyl)silyl, tri(isobutyl)silyl, tri(t-butyl)silyl, tri(2-butyl)silyl, triphenylsilyl, trinaphthylsilyl, tribiphenylsilyl, tri(3-methylphenyl)silyl, tri(4-methylnaphthyl)silyl, tri(2-methylbiphenyl)silyl, phenyl methylsilyl, phenyl ethylsilyl, naphthylmethylsilyl, naphthylethylsilyl, biphenyl methylsilyl, 3-methyl-phenyl methylsilyl, phenyl isopropylsilyl, naphthylisopropylsilyl, naphthylisobutylsilyl, biphenyl isopropylsilyl, dimethylboranyl, diethylboranyl, dipropylamine, dibutylamine, dipentylamine, diisopropylboranyl, diisobutylboranyl, di(t-butyl)boranyl, isopropylisobutylamine,

diphenylboranyl, dinaphthylboranyl, dibiphenylboranyl, di(3-methylphenyl)boranyl, di(4-methylnaphthyl)boranyl, di(2-methylbiphenyl)boranyl, phenylmethylboranyl, phenylethylboranyl, naphthylmethylboranyl, naphthylethylboranyl, biphenyl-methylboranyl, 3-methyl-phenylmethylboranyl, phenylisopropylboranyl, methylthio, ethylthio, propylthio, butylthio, pentylthio, hexylthio, tri(isopropyl)thio, tri(isobutyl)thio, tri(t-butyl)thio, tri(2-butyl)thio, phenylthio, naphthylthio, biphenylthio, (3-methylphenyl)thio, (4-methylnaphthyl)thio and (2-methylbiphenyl)thio groups.

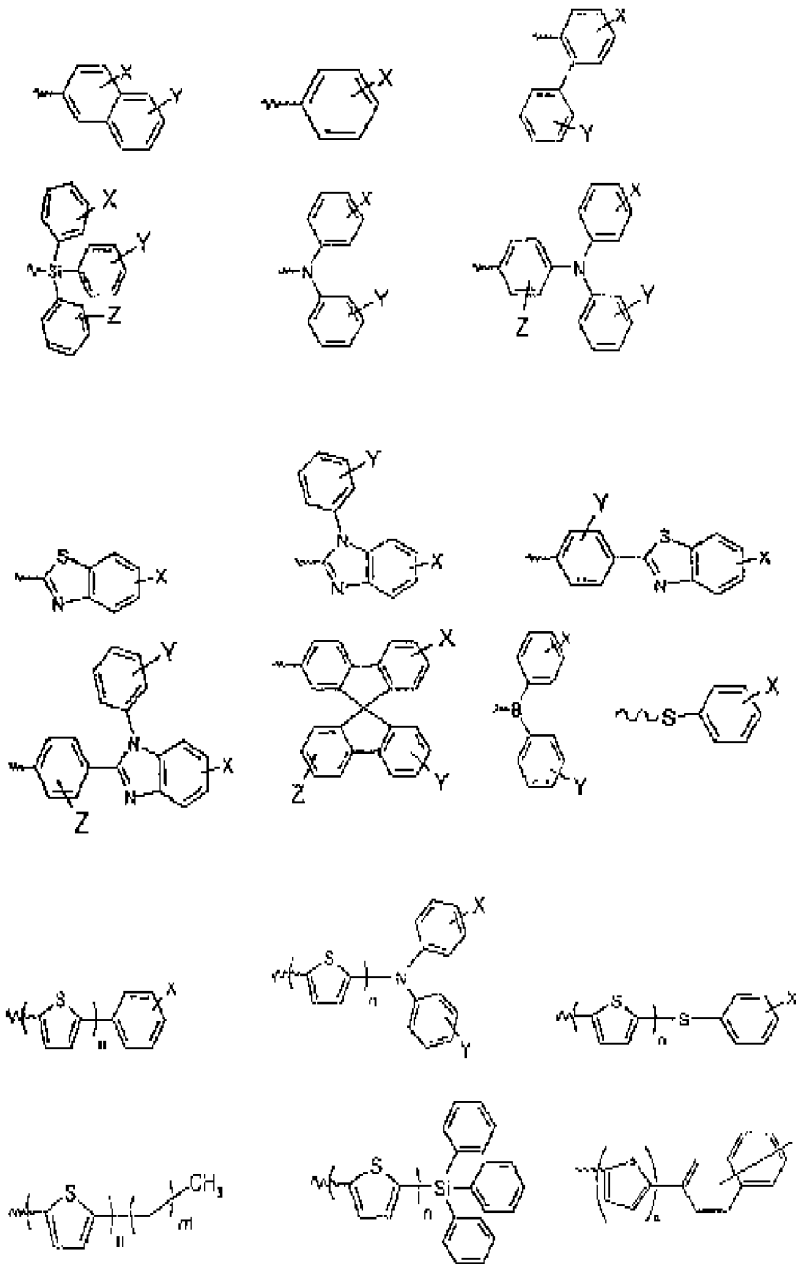
- [26] Preferably, R_1 to R_6 , which are not represented by the formula 2, in the formula 1, and R_7 and R_8 in the formula 2 may be each independently the identical or different substituent, and each can be selected from the group consisting of methyl, ethyl, isopropyl, t-butyl, ethenyl, propenyl, 2-methyl-ethenyl, 2-methyl-propenyl, imidazolyl, thiazolyl, oxazolyl, 2-methylimidazolyl, 2-methylthiazolyl, 2-methyloxazolyl, phenyl, naphthyl, biphenyl, terphenyl, anthracenyl, 3-methyl-phenyl, 4-methyl-naphthyl, methoxy, ethoxy, isopropoxy, isobutoxy, phenoxy, naphthoxy, 3-methyl-phenoxy, 4-methyl-naphthoxy, methylamine, ethylamine, isopropylamine, isobutylamine, t-butylamine, phenylamine, naphthylamine, 3-methyl-phenylamine, 4-methyl-naphthylamine, phenyl methylamine, phenyl ethylamine, naphthyl-methylamine, 3-methyl-phenyl methylamine, phenyl isopropylamine, trimethylsilyl, triethylsilyl, tri(isopropyl)silyl, tri(isobutyl)silyl, triphenyl silyl, trinaphthylsilyl, tri(3-methylphenyl)silyl, tri(4-methylnaphthyl)silyl, phenyl methylsilyl, phenyl ethylsilyl, 3-methyl-phenyl methylsilyl, phenyl isopropylsilyl, dimethylboranyl, diethylboranyl, diisopropylboranyl, diisobutylboranyl, diphenylboranyl, dinaphthylboranyl, di(3-methylphenyl)boranyl, di(4-methylnaphthyl)boranyl, phenyl-methylboranyl, phenylethylboranyl, 3-methyl-phenylmethylboranyl, phenylisopropylboranyl, methylthio, ethylthio, tri(isopropyl)thio, tri(isobutyl)thio, phenylthio, naphthylthio, (3-methylphenyl)thio and (4-methylnaphthyl)thio groups.

- [27] R_1 to R_6 , which are not represented by the formula 2, in the formula 1, and R_7 and R_8 in the formula 2 may be each independently the identical or different substituent, and each can be selected from the group consisting of substituted or unsubstituted phenyl, substituted or unsubstituted naphthyl, substituted or unsubstituted biphenyl, substituted or unsubstituted terphenyl, and substituted or unsubstituted anthracenyl.

- [28] The substituted phenyl, naphthyl, biphenyl, terphenyl and anthracenyl can be substituted with at least one selected from the group consisting of cyano, nitro, formyl, substituted or unsubstituted C_1-C_{20} alkyl, aryl, heteroaryl, C_4-C_7 cycloalkenyl, substituted or unsubstituted C_1-C_{20} alkoxy, aryloxy, C_1-C_{20} alkylamine, arylamine, alkylarylamine, C_1-C_{20} silyl, arylsilyl, alkylarylsilyl, C_1-C_{20} alkylboranyl, arylboranyl, alkylarylboryl, C_1-C_{20} alkylthio and arylthio groups.

[29] Preferably, at least one of R_1 to R_6 is represented by the formula 2, and the remaining R_1 to R_6 can be selected from the group consisting of:

[30]



[31] wherein X, Y and Z are each independently the identical or different substituents and each ring moiety to which X, Y or Z can be attached can be substituted with one or more of the identical or different substituents, such as X, Y and Z.

[32] X, Y and Z are each independently selected from the group consisting of cyano, nitro, formyl, substituted or unsubstituted C_1 - C_{20} alkyl, aryl, heteroaryl, C_4 - C_7 cycloalkenyl, substituted or unsubstituted C_1 - C_{20} alkoxy, aryloxy, C_1 - C_{20} alkylamine, arylamine, alkylarylamine, C_1 - C_{20} silyl, arylsilyl, alkylarylsilyl, C_1 - C_{20} alkylboranyl,

arylboranyl, alkylarylboranyl, C₁-C₂₀ alkylthio and arylthio. It is preferable that X, Y and Z are each independently selected from the group consisting of cyano, nitro, methyl, ethyl, isopropyl, t-butyl, methoxy, ethoxy, propoxy, methylthio, imidazolyl, pyridyl, thiazolyl, oxazolyl, furanyl, thiophenyl, pyrrolyl, pyridyl and pyrimidyl.

- [33] In the formula 1, only one of R₁ to R₆ can be represented by the formula 2, or two of R₁ to R₆ can be represented by the formula 2. Three of R₁ to R₆ can be represented by the formula 2, and four of R₁ to R₆ can be represented by the formula 2. Five of R₁ to R₆ can be represented by the formula 2, and all of R₁ to R₆ can be represented by the formula 2.
- [34] According to one embodiment of the present invention, there is provided a compound, wherein at least one of R2 and R5 in the formula 1 is a group represented by the formula 2.
- [35] According to another embodiment of the present invention, there is provided a compound, wherein R2 and R5 in the formula 1 are the same substituents represented by the formula 2.
- [36] According to still another embodiment of the present invention, there is provided a compound, wherein R2 and R5 in the formula 1 are the different substituents represented by the formula 2, and one of R2 and R5 is a substituent represented by the formula 2 with L1 being a direct bond, phenyl, naphthyl or carbazole.
- [37] According to still another embodiment of the present invention, there is provided a compound, wherein at least one of R1, R3, R4 and R6 in the formula 1 is a group represented by the formula 2.
- [38] According to still another embodiment of the present invention, there is provided a compound, wherein in the formula 1, one of R1 and R6 and one of R3 and R4 are the same substituents represented by the formula 2.
- [39] According to still another embodiment of the present invention, there is provided a compound, wherein in the formula 1, one of R1 and R6 and one of R3 and R4 are the different substituents represented by the formula 2, and one among them is a substituent represented by the formula 2 with L1 being a direct bond, phenyl, naphthyl or carbazole.
- [40] Preferably, in the formula 2, L₁ is a direct bond, phenyl, naphthyl or carbazole, and L₂ is phenyl, naphthyl or anthracenyl.
- [41] The terms, as used in R₁ to R₈ of the formulae 1 and 2 according to the present invention are as follows.
- [42] The term, "C₁-C₂₀ alkyl" or "unsubstituted C₁-C₂₀ alkyl", whether as part of another term or not, refers to a linear or branch chained saturated hydrocarbon such as methyl, ethyl, n-propyl, n-butyl, n-pentyl, n-hexyl, n-decanyl, n-eicosanyl. The term, "substituted C₁-C₂₀ alkyl" is the C₁-C₂₀ alkyl which is mono- or poly-substituted with

the identical or different substituent, such as halogen, hydroxyl, mercapto, cyano, nitro, amino, carbonyl, carboxyl, formyl, C₁-C₂₀ alkyl, C₂-C₁₀ alkenyl, C₂-C₇ alkynyl, aryl, heteroaryl, C₃-C₇ cycloalkyl, a saturated or unsaturated 3- to 7-membered heterocyclic ring, acryl, C₁-C₂₀ alkoxy, C₂-C₁₀ alkenyloxy, C₂-C₇ alkynyloxy, C₁-C₂₀ alkylamine, C₂-C₁₀ alkenylamine, C₂-C₇ alkynylamine, arylamine, alkylarylamine, C₁-C₂₀ alkylsilyl, C₂-C₁₀ alkenylsilyl, C₂-C₇ alkynylsilyl, arylsilyl, alkylarylsilyl, C₁-C₂₀ alkylboranyl, C₂-C₁₀ alkenylboranyl, C₂-C₇ alkynylboranyl, arylboranyl, alkylarylboranyl, C₁-C₂₀ alkylthio, C₂-C₁₀ alkenylthio, C₂-C₇ alkynylthio or arylthio (hereinafter, collectively referred to as "the listed substituent"). The term, "heterocyclic" refers to a ring structure in which at least one backbone carbon is replaced by an oxygen, nitrogen or sulfur atom.

- [43] The term, "C₂-C₁₀ alkenyl" or "unsubstituted C₂-C₁₀ alkenyl", whether as part of another term or not, refers to a linear or branch chained hydrocarbon radical having at least one double bond between the adjacent carbon atoms. Examples of the C₂-C₁₀ alkenyl group include vinyl, allyl, but-2-enyl, pent-2-enyl, hept-3-enyl, and dec-1,3-dien-yl. The term, "substituted C₂-C₁₀ alkenyl" refers to a C₂-C₁₀ alkenyl group, which is mono- or poly-substituted with one or more of the identical or different substituent selected from the above-listed substituents. Examples of the substituted C₂-C₁₀ alkenyl group include isoprop-2-enyl, isobutenyl, t-butenyl, and 2-methyl-2-decenyl.
- [44] The term, "C₂-C₇ alkynyl" or "unsubstituted C₂-C₇ alkynyl", whether as part of another term or not, refers to a linear or branch chained hydrocarbon radical having at least one triple bond between the adjacent carbon atoms. Examples of the C₂-C₇ alkynyl group include ethynyl, prop-1-ynyl, hex-2-ynyl, and hept-3-ynyl. The term, "substituted C₂-C₇ alkynyl" refers to a C₂-C₇ alkynyl group, which is mono- or poly-substituted with one or more of the identical or different substituent selected from the above-listed substituents. Examples of the substituted C₂-C₇ alkynyl group include 2-methylethynyl, 2-methylpropynyl, 2-methylbutynyl, and 3-methoxyheptynyl.
- [45] The term, "aryl" or "unsubstituted aryl", whether as part of another term or not, refers to a single or multiple, aromatic hydrocarbon rings. In the case of the multiple rings, two or more rings are fused or linked without an intervening aliphatic chain. For example, the aryl group refers to phenyl, biphenyl, terphenyl, naphthyl, anthracenyl, rubrenyl, and perylenyl. The term, "substituted aryl" refers to an aryl group, which is mono- or poly-substituted with one or more of the identical or different non-aryl substituents selected from the above-listed substituents. Examples of the substituted aryl groups are methylphenyl, methoxyphenyl, methylbiphenyl, methylterphenyl, methylnaphthyl, methoxynaphthyl, and methylanthracenyl.
- [46] The term, "heteroaryl" or "unsubstituted heteroaryl", whether as part of another

term or not, refers to single or multiple, aromatic hydrocarbon rings, in which at least one backbone carbon atom is replaced by an oxygen, nitrogen or sulfur atom. In the cases of multiple rings, two or more rings are fused, including optionally benzo-fused, or linked without an intervening aliphatic chain. The term, "substituted heteroaryl" refers to a heteroaryl group, which is mono- or poly-substituted with one or more of the identical or different non-heteroaryl substituents selected from the above-listed substituents. For example, the substituted aryl groups are 2-methyl-oxazolyl, 2-methyl-imidazolyl, 2-methyl-thiazolyl, 3,4-dimethyl-thiophenyl, 2-methyl-furanyl, 2-methyl-pyridyl, 2-methyl-pyrimidyl, and 2-methyl-pyrrolyl.

[47] The " C_3-C_7 cycloalkyl" or "unsubstituted C_3-C_7 cycloalkyl" refers to a saturated closed ring structure having 3 to 7 carbon atoms in the ring. One or more carbon atoms in the ring can be optionally replaced by an oxygen, nitrogen or sulfur atom, which is also referred to as "saturated heterocyclic ring". Examples of the C_3-C_7 cycloalkyl groups are cyclopropyl, cyclobutyl, cyclopentyl, cyclohexyl, and cycloheptyl. The term, "substituted C_3-C_7 cycloalkyl" refers to a C_3-C_7 cycloalkyl group having one or more substitution at the carbon or non-carbon ring member with one or more of the identical or different substituents selected from the above-listed substituents. Examples of the substituted C_3-C_7 cycloalkyl groups are methylcyclopropyl, methylcyclobutyl, methylcyclopentyl, methylcyclohexyl, and methylcycloheptyl.

[48] The term, " C_4-C_7 cycloalkenyl" or "unsubstituted C_4-C_7 cycloalkenyl" refers to a ring structure having 4 to 7 carbon atoms with at least one double bond. One or more carbon atoms in the ring can be optionally replaced by an oxygen, nitrogen or sulfur atom, which is also referred to as an "unsaturated heterocyclic ring". For example, the C_4-C_7 cycloalkenyl groups refer to 3-cyclopentenyl, 4-cyclohexenyl, and 5-cycloheptenyl. The term, "substituted C_4-C_7 cycloalkenyl" refers to a C_4-C_7 cycloalkenyl group having one or more substitution at the carbon or non-carbon ring member with one or more of the identical or different substituents selected from the above-listed substituents. For example, the substituted C_4-C_7 cycloalkenyl groups refer to 3-methyl-3-cyclopentenyl, 2-methyl-4-cyclohexenyl, and 2-methyl-cycloheptenyl.

[49] The term, " C_1-C_{20} alkoxy" or "unsubstituted C_1-C_{20} alkoxy" refers to an oxygen radical substituted with a C_1-C_{20} alkyl group. Examples of the C_1-C_{20} alkoxy groups are methoxy, ethoxy, n-propoxy, n-butoxy, n-decanoxy, n-dodecanoxy, and n-eicosanoxy. The term, "substituted C_1-C_{20} alkoxy" refers to a C_1-C_{20} alkoxy group, wherein alkyl part is mono- or poly-substituted with one or more of the identical or different substituents selected from the above-listed substituents. Examples of the substituted C_1-C_{20} alkoxy groups are 1-methylethoxy, 1-methyl-n-propoxy, 1-methyl-n-butoxy, 5-methoxydecanoxy, 3-methyl-dodecanoxy, and 3-phenylicosanoxy.

[50] The term, " C_2-C_{10} alkenyloxy" or "unsubstituted C_2-C_{10} alkenyloxy" refers to an

oxygen radical substituted with a C₂-C₁₀ alkenyl group. For example, the C₂-C₁₀ alkenyloxy groups refer to ethenyloxy, prop-1-enyloxy, but-1-enyloxy, hept-3-enyloxy, dec-2-enyloxy and the like. The term, "substituted C₂-C₁₀ alkenyloxy" refers to a C₂-C₁₀ alkenyloxy group, wherein the alkenyl part is mono- or poly-substituted with one or more of the identical or different substituents selected from the above-listed substituents. For example, the substituted C₂-C₁₀ alkenyloxy groups are 1-methylethyloxy, 1-methyl-1-propenyloxy, 1-methyl-1-butenyloxy, 2-methyl-1-heptyloxy, and 2-methyl-1-decenyloxy.

[51] The term, "C₂-C₇ alkynyloxy" or "unsubstituted C₂-C₇ alkynyloxy" refers to an oxygen radical substituted with a C₂-C₇ alkynyl group. Examples of the C₂-C₇ alkynyloxy groups are ethynyloxy, 1-propynyloxy, 1-butyloxy, 1,3-hept-diyloxy and the like. The term, "substituted C₂-C₇ alkynyloxy" refers to a C₂-C₇ alkynyloxy group, wherein the alkynyl part is mono- or poly-substituted with one or more of the identical or different substituents selected from the above-listed substituents. Examples of the substituted C₂-C₇ alkynyloxy groups are 2-methyl-ethynyloxy, 2-methyl-1-propynyloxy, 2-methyl-1-butyloxy, and 3-methoxy-1-heptyloxy.

[52] The term, "aryloxy" or "unsubstituted aryloxy" refers to the groups having an oxygen radical substituted with an aryl group. For example, the aryloxy groups are phenyloxy, naphthyloxy, anthracenyloxy, biphenyloxy, rubrenyloxy, perylenyloxy and the like. The term, "substituted aryloxy" refers to an aryloxy group, wherein the aryl part is mono- or poly-substituted with one or more of the identical or different substituents selected from the above-listed substituents. For example, the substituted aryloxy groups refer to 2-methyl-phenyloxy, 4-methyl-naphthyl-2-oxy, 9-methyl-anthracenyl-1-oxy, 2-methyl-biphenyloxy, 2-methyl-rubrenyloxy, 2-methyl-perylenyloxy.

[53] The term, "C₁-C₂₀ alkylamine" or "unsubstituted C₁-C₂₀ alkylamine" refers to a nitrogen radical substituted with one or two identical or different C₁-C₂₀ alkyl groups. For example, the C₁-C₂₀ alkylamine groups include methylamine, ethylamine, propylamine, butylamine, pentylamine, heptylamine, heptadecanamine and eicosanamine. The term, "substituted C₁-C₂₀ alkylamine" refers to a C₁-C₂₀ alkylamine group, wherein the alkyl part is mono- or poly-substituted with one or more of the identical or different substituents selected from the above-listed substituents. For example, the substituted C₁-C₂₀ alkylamine groups include isopropylamine, N-propyl-N-(2-methoxy)butylamine, 2-methylbutylamine, N-butyl-N-(2-methyl)heptylamine and N-2-butyl-N-(2-methyl)heptadecanamine.

[54] The term, "C₂-C₁₀ alkenylamine" or "unsubstituted C₂-C₁₀ alkenylamine" refers to a nitrogen radical substituted with one or two identical or different C₂-C₁₀ alkenyl groups, in which a C₁-C₂₀ alkyl can also be attached to the nitrogen atom in case that

only one C_2-C_{10} alkenyl group is attached to the nitrogen atom. Examples of the C_2-C_{10} alkenylamine groups are ethenylamine, 1-propenylamine, 1-butenylamine, 1-heptenylamine, and 1-decenylamine. The term, "substituted C_2-C_{10} alkenylamine" refers to a C_2-C_{10} alkenylamine group, wherein the alkenyl or alkyl part is mono- or poly-substituted with one or more of the identical or different substituents selected from the above-listed substituents. Examples of the substituted C_2-C_{10} alkenylamine groups are 1-methyl-ethenylamine, 1-methyl-1-propenylamine, 1-methyl-1-butenylamine, 1-methyl-1-heptenylamine, and 2-methyl-1-decenylamine.

[55] The term, " C_2-C_7 alkynylamine" or "unsubstituted C_2-C_7 alkynylamine" refers to a nitrogen radical substituted with one or two identical or different C_2-C_7 alkynyl groups, in which a C_1-C_{20} alkyl or C_2-C_{10} alkenyl can also be attached to the nitrogen atom in case only one C_2-C_{10} alkenyl group is attached to the nitrogen atom. Examples of the C_2-C_{10} alkynylamine groups are ethynylamine, 1-propynylamine, 1-butylnylamine, 2-heptynylamine, 1-decynylamine and the like. The term, "substituted C_2-C_7 alkynylamine" refers to a C_2-C_7 alkynylamine group, wherein one or more of the alkyl, alkenyl and alkynyl parts are mono- or poly-substituted with one or more of the identical or different substituents selected from the above-listed substituents. Examples of substituted C_2-C_7 alkynylamine groups are isopropynylamine, 2-methyl-1-butylnylamine, 3-methyl-2-heptynylamine, and 2-methyl-1-decynylamine.

[56] The term, "arylamine" or "unsubstituted arylamine" refers to a nitrogen radical substituted with one or two identical or different aryl or heteroaryl groups. Examples of the arylamine groups are phenylamine, 1-naphthylamine, 9-anthracenylamine, biphenylamine, rubrenylamine, and perylenylamine. The term, "substituted arylamine" refers to an arylamine group, wherein the ring part is mono- or poly-substituted with one or more of the identical or different substituents selected from the above-listed substituents. Examples of the substituted arylamine groups are 3-methylphenylamine, and 9-methoxyanthracenylamine.

[57] The term, "alkylarylamine", "arylalkylamine", "unsubstituted arylalkylamine" or "unsubstituted alkylarylamine" refers to a nitrogen radical substituted with both an aryl or heteroaryl group and one of the C_1-C_{20} alkyl, C_2-C_{10} alkenyl, C_2-C_7 alkynyl, C_1-C_{20} alkoxy, C_2-C_{10} alkenyloxy, C_2-C_7 alkynyloxy groups. Examples of the alkylarylamine groups are N-methyl-N-phenylamine, N-ethyl-N-phenylamine, N-ethyl-N-(1-naphthyl)amine, N-methyl-N-(9-anthracenyl)amine, N-ethenyl-N-phenylamine, N-ethenyl-N-(1-naphthyl)amine, N-ethynyl-N-phenylamine, and N-ethynyl-N-(1-naphthyl)amine. The term, "substituted alkylarylamine" or "substituted arylalkylamine" refers to an alkylarylamine group, wherein the ring part, non-ring part or both parts are mono- or poly-substituted with one or more of the identical or different substituents selected from the above-listed substituents. Examples

of the substituted alkylarylamine groups are N-isopropyl-N-phenylamine, and N-phenyl-N-(4-propyl-1-naphthyl)amine.

- [58] The term, " C_1-C_{20} alkylsilyl" or "unsubstituted C_1-C_{20} alkylsilyl" refers to a silicon radical substituted with one or more identical or different C_1-C_{20} alkyl groups. For example, the alkylsilyl groups include trimethylsilyl, triethylsilyl, tripropylsilyl, tridecylsilyl and tricosylsilyl. The term, "substituted C_1-C_{20} alkylsilyl" refers to a C_1-C_{20} alkylsilyl group, wherein one or more of the C_1-C_{20} alkyl parts are mono- or poly-substituted with one or more of the same or different substituents selected from the above-listed substituents. For example, the substituted alkylsilyl groups include diisopropylmethylsilyl, di(isobutyl)methylsilyl, di(decanyl)isopropylsilyl and di(eicosanyl)methylsilyl.
- [59] The term, " C_2-C_{10} alkenylsilyl" or "unsubstituted C_2-C_{10} alkenylsilyl" refers to a silicon radical substituted with one or more identical or different C_2-C_{10} alkenyl groups, in which one or more C_1-C_{20} alkyl groups can also be attached to the silicon. For example, the alkenylsilyl groups include triethenylsilyl, tripropenylsilyl, tributenylsilyl, triheptenylsilyl and tridecenylyl. The term, "substituted C_1-C_{20} alkenylsilyl" refers to a C_2-C_{10} alkenylsilyl group, wherein the alkyl or alkenyl part is mono- or poly-substituted with one or more of the identical or different substituents selected from the above-listed substituents. For example, the substituted C_2-C_{10} alkenylsilyl groups include tri(2-methylethenyl)silyl, tri(2-methylpropenyl)silyl, tri(2-methylheptenyl)silyl and tri(2-methyldecenyl)silyl.
- [60] The term, " C_2-C_7 alkynylsilyl" or "unsubstituted C_2-C_7 alkynylsilyl" refers to a silicon radical substituted with one or more identical or different C_2-C_{10} alkynyl groups, in which one or more of the C_1-C_{20} alkyl and C_2-C_{10} alkenyl groups can also be attached to the silicon. For example, the alkynylsilyl groups include triethynylsilyl, tripropynylsilyl, tributynylsilyl, triheptenylsilyl and tridecenylyl. The term, "substituted C_2-C_7 alkynylsilyl" refers to a C_2-C_7 alkynylsilyl group, wherein the alkyl, alkenyl or alkynyl part is mono- or poly-substituted with one or more of the identical or different substituents selected from the above-listed substituents. The substituted C_2-C_7 alkynylsilyl groups include, for example, tri(2-methylethynyl)silyl, tri(2-methylpropynyl)silyl, tri(2-methylbutynyl)silyl, tri(2-methylheptynyl)silyl and tri(2-methyldecenyl)silyl.
- [61] The term, "arylsilyl" or "unsubstituted arylsilyl" refers to a silicon radical substituted with one or more identical or different aryl or heteroaryl groups. For example, the arylsilyl groups include triphenylsilyl, trinaphthylsilyl and tribiphenylsilyl. The term, "substituted arylsilyl" refers to an arylsilyl group, wherein the aryl part is mono- or poly-substituted with one or more of the identical or different substituents selected from the above-listed substituents. For example, the substituted

arylsilyl groups include tri(2-methylphenyl)silyl, tri(4-methylnaphthyl)silyl and tri(2-methylbiphenyl)silyl.

- [62] The term, "alkylarylsilyl", "arylalkylsilyl", "unsubstituted arylalkylsilyl" or "unsubstituted alkylarylsilyl" refers to a silicon radical substituted with one or more identical or different aryl or heteroaryl groups and at the same time one of the C_1-C_{20} alkyl, C_2-C_{10} alkenyl, C_2-C_7 alkynyl, C_1-C_{20} alkoxy, C_2-C_{10} alkenyloxy and C_2-C_7 alkynyloxy groups. Examples of the alkylarylsilyl groups are diphenylmethylsilyl, dinaphthylmethylsilyl, diphenylethylsilyl, dinaphthylethenylsilyl, dianthracenylethynylsilyl and the like. The term, "substituted alkylarylsilyl" refers to an alkylarylsilyl group, wherein the ring part, non-ring part or both parts are mono- or poly-substituted with one or more of the identical or different substituents selected from the above-listed substituents. Examples of the substituted alkylarylsilyl groups are di(2-methylphenyl)methylsilyl, and di(4-methylnaphthyl)methylsilyl.
- [63] The term, " C_1-C_{20} alkylboranyl" or "unsubstituted C_1-C_{20} alkylboranyl" refers to a boron radical substituted with one or more identical or different C_1-C_{20} alkyl groups. For example, the alkylboranyl groups include dimethylboranyl, diethylboranyl, dipropylboranyl, diheptylboranyl, didecanylboranyl and di(eicosanyl)boranyl. The term, "substituted C_1-C_{20} alkylboranyl" refers to a C_1-C_{20} alkylboranyl group, wherein one or more of the C_1-C_{20} alkyl parts are mono- or poly-substituted with one or more of the identical or different substituents selected from the above-listed substituents. For example, the substituted alkylboranyl groups include di(isopropyl)boranyl, di(isobutyl)boranyl, di(2-methylheptynyl)boranyl, di(2-methyldecanyl)boranyl, and di(2-methyleicosanyl)boranyl.
- [64] The term, " C_2-C_{10} alkenylboranyl" or "unsubstituted C_2-C_{10} alkenylboranyl" refers to a boron radical substituted with one or more identical or different C_2-C_{10} alkenyl groups, in which a C_1-C_{20} alkyl groups can also be attached to the boron atom in case only one C_2-C_{10} alkenyl group is attached to the boron. For example, the alkenylboranyl groups include diethenylboranyl, dipropenylboranyl, dibutenylboranyl, diheptenylboranyl and didecanylboranyl. The term, "substituted C_2-C_{10} alkenylboranyl" refers to a C_2-C_{10} alkenylboranyl group, wherein the alkyl or alkenyl part is mono- or poly-substituted with one or more of the identical or different substituents selected from the above-listed substituents. Examples of the substituted alkenylboranyl groups are di(1-methylethenyl)boranyl and di(1-methylprop-1-enyl)boranyl, di(2-methylheptenyl)boranyl, and di(2-methyldecanyl)boranyl.
- [65] The term, " C_2-C_7 alkynylboranyl" or "unsubstituted C_2-C_7 alkynylboranyl" refers to a boron radical substituted with one or more identical or different C_2-C_7 alkynyl groups, in which a C_1-C_{20} alkyl or C_2-C_{10} alkenyl group can also be attached to the boron atom in case only one C_2-C_7 alkynyl group is attached to the boron. For example,

the alkynylboranyl groups include diethynylboranyl, dipropynylboranyl, dibutyrynylboranyl, dihexynylboranyl and diheptylboranyl. The term, "substituted C₂-C₇ alkynylboranyl" refers to a C₂-C₇ alkynylboranyl group, wherein the alkyl, alkenyl or alkynyl part is mono- or poly-substituted with one or more of the identical or different substituents selected from the above-listed substituents. The substituted C₂-C₇ alkynylboranyl groups include, for example, di(2-methylethynyl)boranyl, di(2-methylpropynyl)boranyl, di(2-methylbutynyl)boranyl, di(2-methylhexynyl)boranyl and di(2-methylheptyl)boranyl.

[66] The term, "arylboranyl" or "unsubstituted arylboranyl" refers to a boron radical substituted with one or more identical or different aryl or heteroaryl groups. Examples of the arylboranyl groups are diphenylboranyl, naphthylboranyl, dinaphthylboranyl, dibiphenylboranyl, rubrenylboranyl, and perylenylboranyl. The term, "substituted arylboranyl" refers to an arylboranyl group, wherein the aryl part is mono- or poly-substituted with one or more of the identical or different substituents selected from the above-listed substituents. Examples of the substituted arylboranyl groups are di(3-methylphenyl)boranyl, di(4-methylnaphth-1-yl)boranyl, and di(2-methylbiphenyl)boranyl.

[67] The term, "alkylarylboranyl", "arylalkylboranyl", "unsubstituted arylalkylboranyl" or "unsubstituted alkylarylboranyl" refers to a boron radical substituted with an aryl or heteroaryl group and at the same time one of the C₁-C₂₀ alkyl, C₂-C₁₀ alkenyl, C₂-C₇ alkynyl, C₁-C₂₀ alkoxy, C₂-C₁₀ alkenyloxy and C₂-C₇ alkynyloxy groups. Examples of the alkylarylboranyl groups are ethylphenylboranyl, methylnaphthylboranyl, methylbiphenylboranyl, ethylnaphthylboranyl, and ethynylphenylboranyl. The term, "substituted alkylarylboranyl" refers to an alkylarylboranyl group, wherein the ring part, non-ring part or both parts are mono- or poly-substituted with one or more of the identical or different substituents selected from the above-listed substituents. Examples of the substituted alkylarylboranyl groups are methyl(4-methylnaphthyl)boranyl, ethyl(2-methylphenyl)boranyl, and methyl(2-methylbiphenyl)boranyl.

[68] The term, "C₁-C₂₀ alkylthio" or "unsubstituted C₁-C₂₀ alkylthio" refers to a sulfur radical substituted with a C₁-C₂₀ alkyl group. For example, the alkylthio groups include methylthio, ethylthio, n-propylthio, n-butylthio, n-heptylthio, n-decanylthio and n-eicosanylthio. The term, "substituted C₁-C₂₀ alkylthio" refers to a C₁-C₂₀ alkylthio group, wherein one or more of the C₁-C₂₀ alkyl parts are mono- or poly-substituted with one or more of the identical or different substituents selected from the above-listed substituents. For example, the substituted alkylthio groups include isopropylthio, isobutylthio, neo-pentylthio, 2-methylheptylthio, 2-methyldecanylthio and 2-methyleicosanylthio.

[69] The term, "C₂-C₁₀ alkenylthio" or "unsubstituted C₂-C₁₀ alkenylthio" refers to

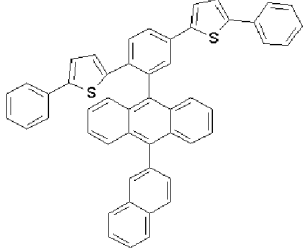
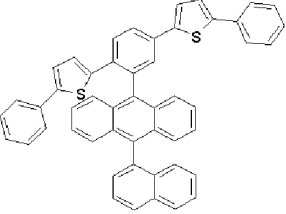
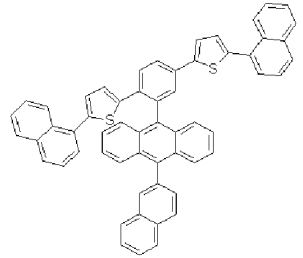
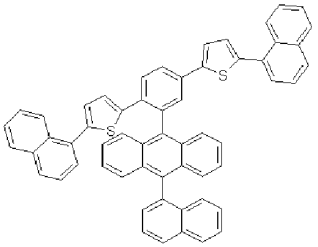
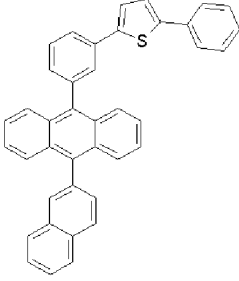
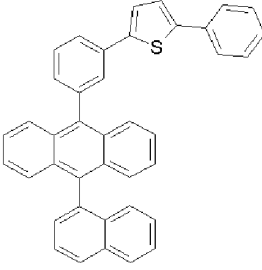
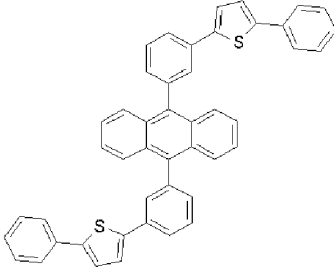
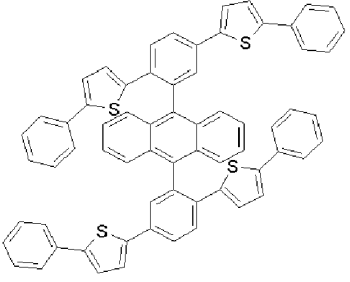
groups having a sulfur radical substituted with a C₂-C₁₀ alkenyl group. For example, the alkenylthio groups include ethenylthio, propenylthio, butenylthio and decenylthio. The term, "substituted C₂-C₁₀ alkenylthio" refers to a C₂-C₁₀ alkenylthio group, wherein the alkenyl part is mono- or poly-substituted with one or more of the identical or different substituents selected from the above-listed substituents. For example, the substituted alkylthio groups include 1-methylethenylthio, 1-methyl-2-propenylthio, and 1-methyl-2-butenylthio.

[70] The term, "C₂-C₇ alkynylthio" or "unsubstituted C₂-C₇ alkynylthio" refers to groups having a sulfur radical substituted with a C₂-C₇ alkynyl group. For example, the alkynylthio groups include ethynylthio, propynylthio, butynylthio and heptynylthio. The term, "substituted C₂-C₇ alkynylthio" refers to a C₂-C₇ alkynylthio group, wherein the alkynyl part is mono- or poly-substituted with one or more of the identical or different substituents selected from the above-listed substituents. The substituted C₂-C₇ alkynylthio groups include, for example, 2-methyl-ethynylthio, 2-methylpropynyl, 2-methylbutynylthio and 2-methylheptynylthio.

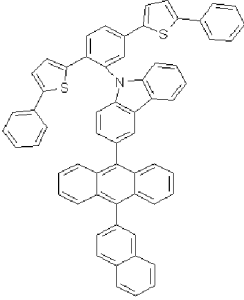
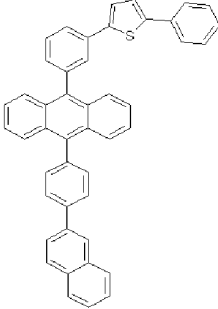
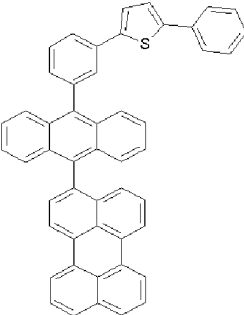
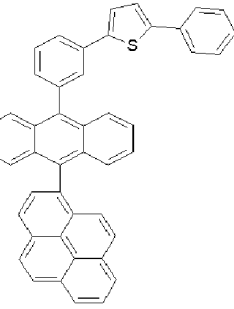
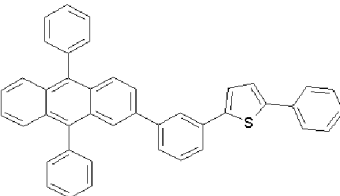
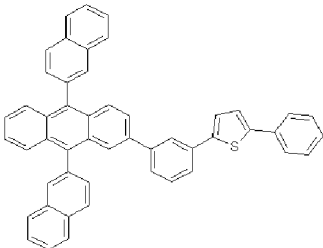
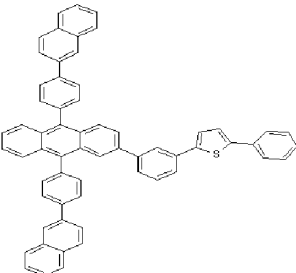
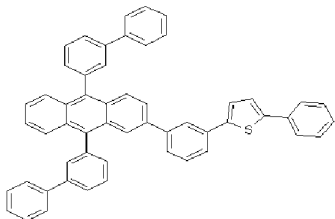
[71] The term, "arylthio" or "unsubstituted arylthio" refers to groups having a sulfur atom substituted with an aryl groups. For example, the arylthio group includes phenylthio, naphthylthio, anthracenylthio and biphenylthio. The term, "substituted arylthio" refers to an arylthio group, wherein the aryl part is mono- or poly-substituted with one or more of the identical or different substituents selected from the above-listed substituents. For example, the substituted arylthio groups include 3-methylphenylthio, 4-methylnaphthylthio and 2-methylbiphenylthio.

[72] Specific examples of the compound of the formula 1 are shown in the following Table 1, but are not limited thereto.

[73] Table 1

Compound	Structural Formula	Compound	Structural Formula
1		2	
3		4	
5		6	
7		8	

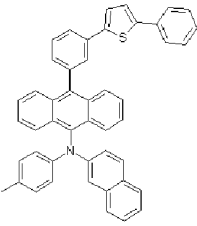
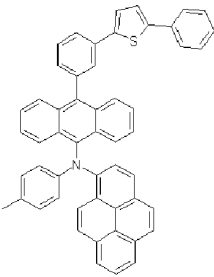
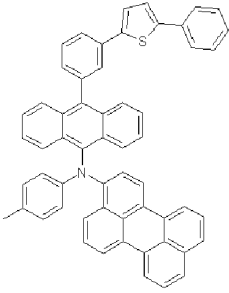
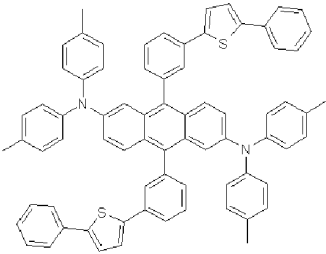
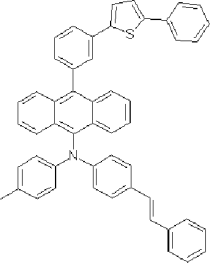
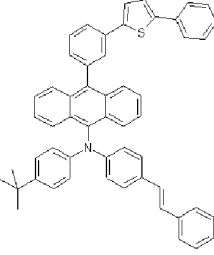
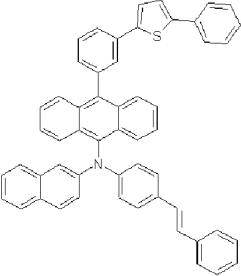
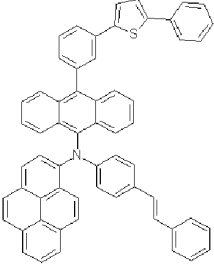
[74]

9		10	
11		12	
13		14	
15		16	

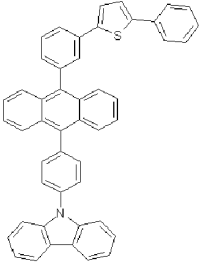
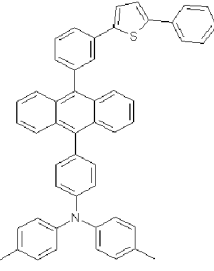
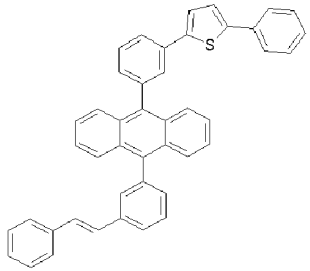
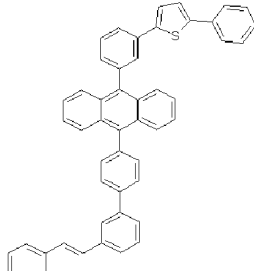
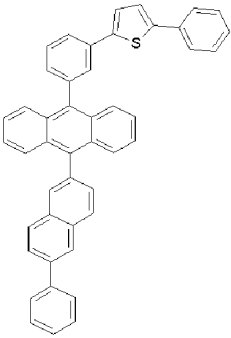
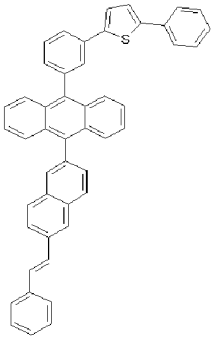
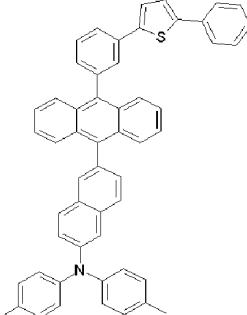
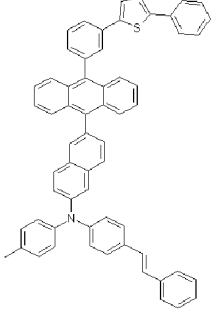
[75]

17		18	
19		20	
21		22	
23		24	
25		26	

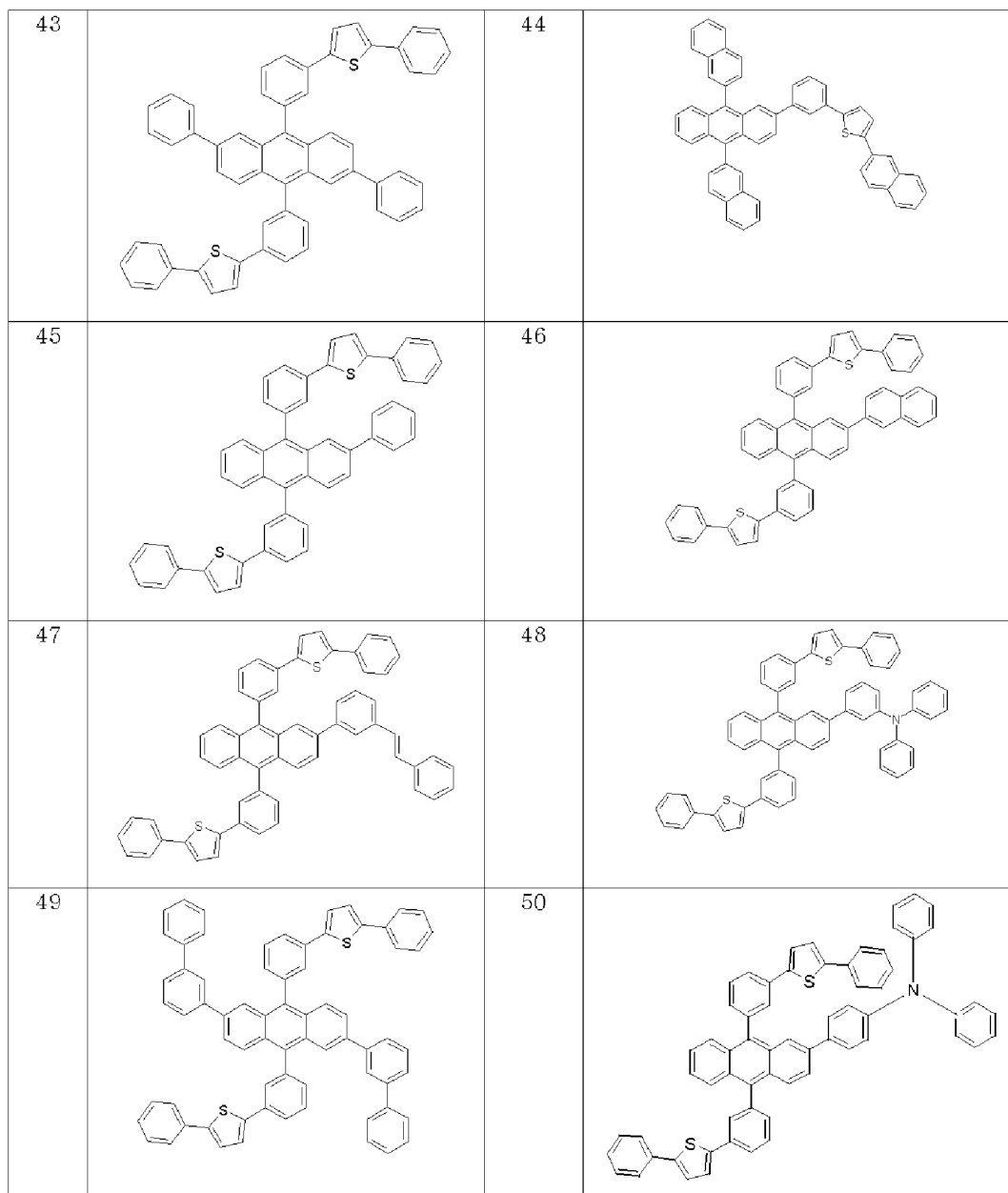
[76]

27		28	
29		30	
31		32	
33		34	

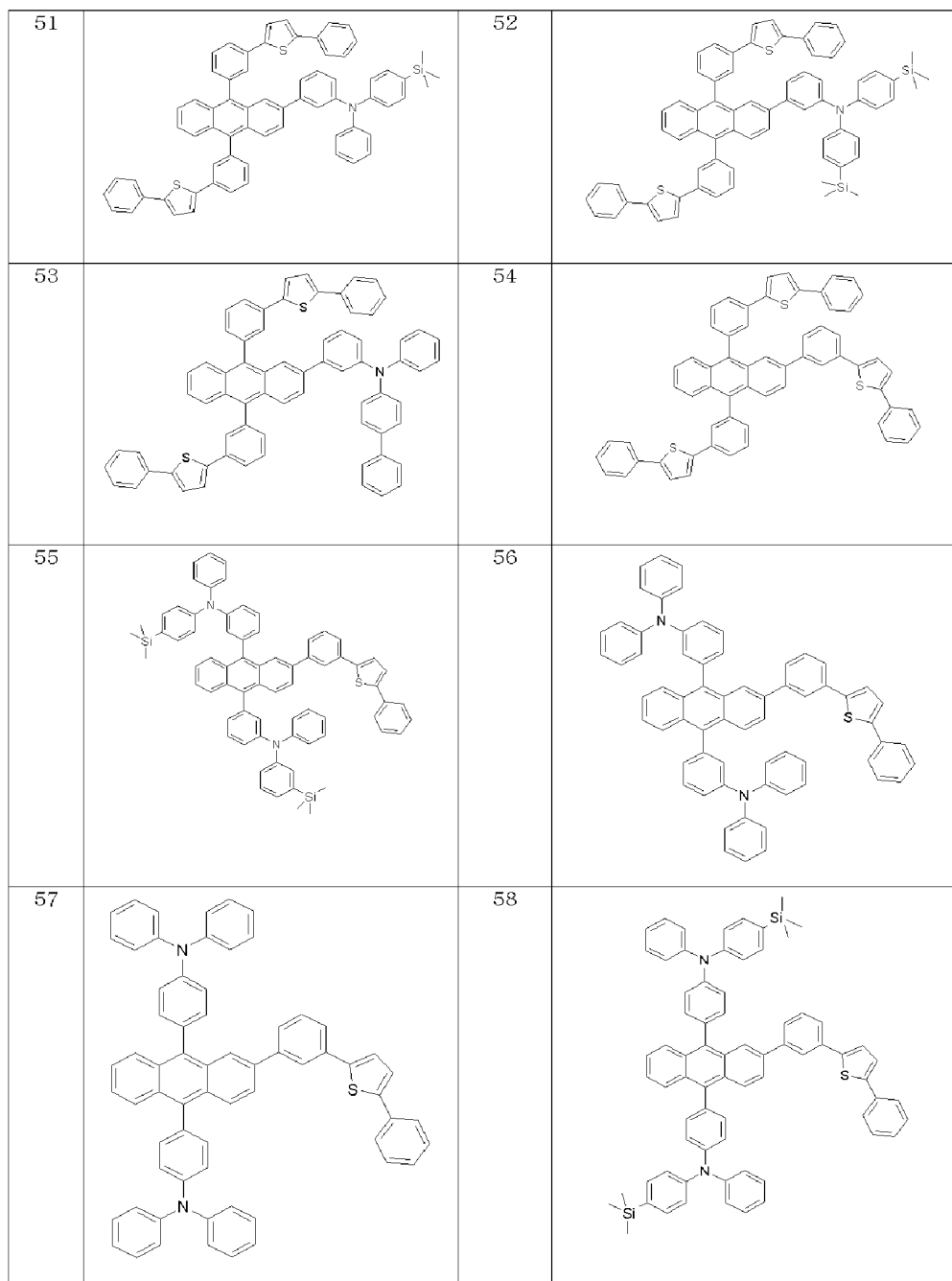
[77]

35		36	
37		38	
39		40	
41		42	

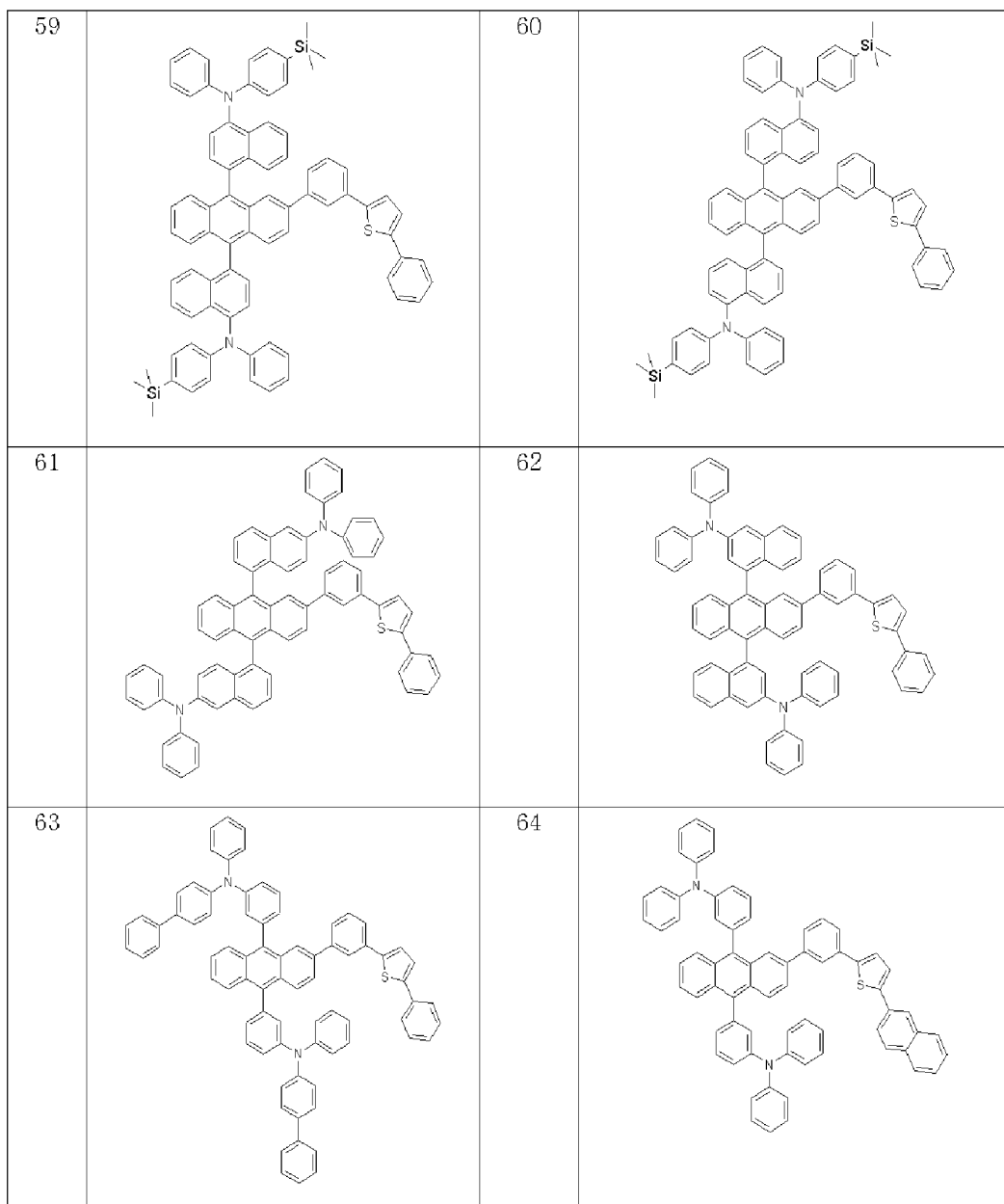
[78]



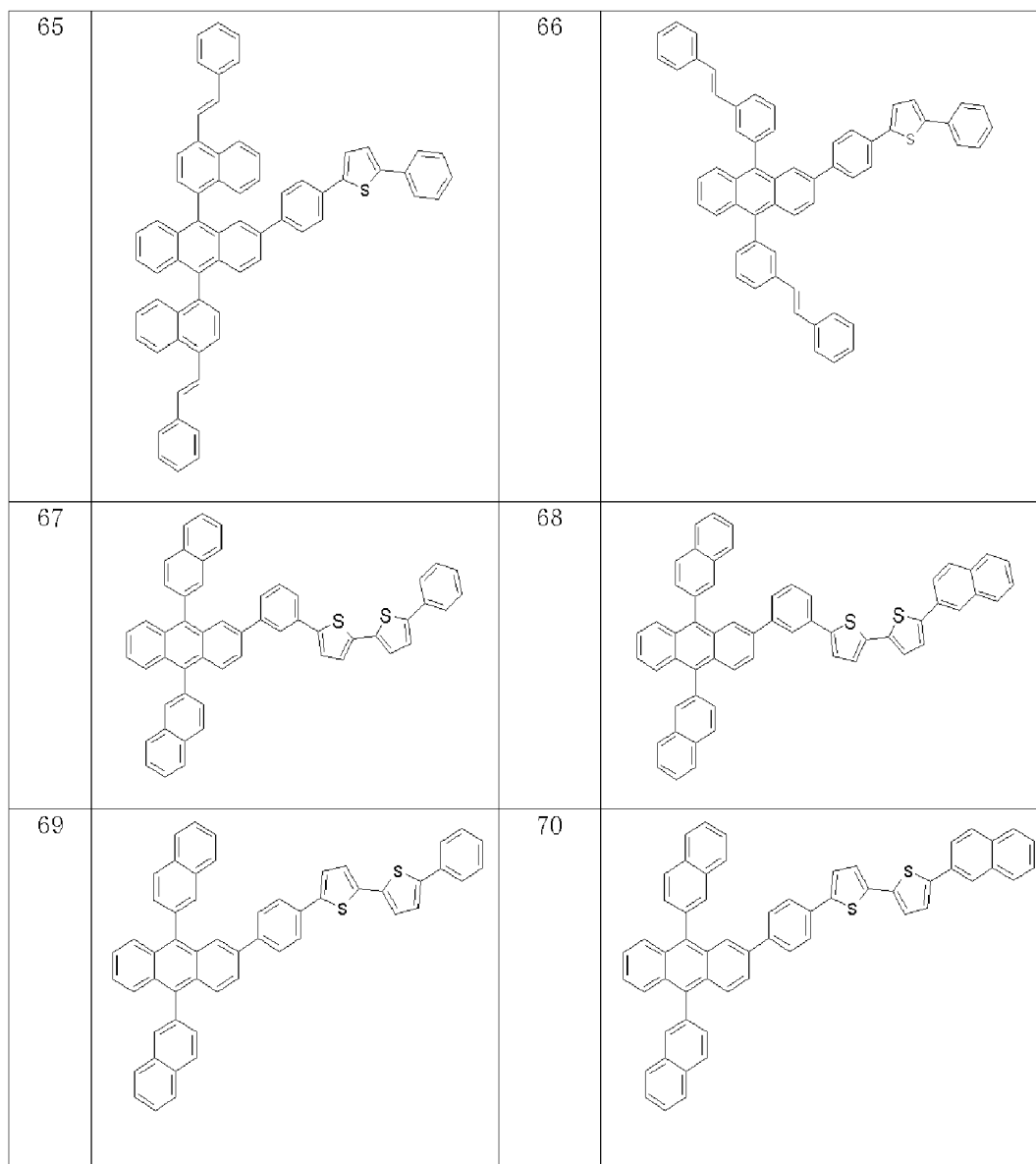
[79]



[80]



[81]



[82] In the compounds of the formula 1, the compound of the formula 1 according to the present invention has a characteristic structure in which the anthracene derivative contains thiophene. The compound with such the structure containing thiophene has greatly increased light emission efficiency (quantum efficiency), as compared with that of the similar structure containing no thiophene. This is one of the critical characteristics which are required by both of the host and the dopant of the light emitting layer. Therefore, the light emitting efficiency of the device can be greatly improved by a novel structure represented by the formula 1. In particular, absolute light emitting efficiency of the dopant can be enhanced. Fig. 1 is a diagram showing a spectrum obtained by measuring the photoluminescences (PL) of the compound 5 solution according to the present invention and the comparative compound 1 solution (concentration: 1×10^{-5} M, solvent : toluene) at an exciting wavelength of 360 nm. The

areas (energies) obtained by integrating the intensities of the spectrum at wavelengths of 360 to 600 nm were 1.0×10^{10} , 1.8×10^{10} , respectively. As shown in Fig. 1, the compound 5 according to the present invention showed about 2-times stronger light emitting characteristics than those of the comparative compound 1.

[83] Specifically, in the structure of the compound 1 of the formula 1, for example, the thiophene-substituted phenyl moiety and the 9-(2-naphthyl)anthracene moiety are twisted at an angle of about 90 degree, and thus they are chemically bonded to each other, but do not greatly affect the conjugation, respectively. Accordingly, they can show independently light emission spectrum at the same or similar wavelength band.

[84] The compound of the formula 1 according to the present invention can be prepared by using bromobenzene with a heterocyclic group being substituted and anthracene boronic acid as starting materials, and introducing a substituent thereto using an aryl-aryl coupling method. Specific methods for preparing the compound of the formula 1 according to the present invention are shown in Examples.

[85] Further, the present invention provides an organic light emitting device comprising a first electrode, a second electrode, and at least one organic material layer interposed between the first electrode and the second electrode, wherein at least one layer of the organic material layers comprises the compound of the formula 1.

[86] The above-described compounds of the present invention can singly serve as a light emitting material in the organic light emitting device, as well as serve as a light emitting dopant in combination of a suitable light emitting host, or as a light emitting host in combination of a suitable light emitting dopant.

[87] The organic light emitting device of the present invention can be prepared by usual methods and materials for preparing an organic light emitting device, except that the above-described compounds according to the present invention are used to form at least one layer of the organic material layers, in particular a light emitting layer.

[88] In one embodiment of the present invention, the organic light emitting device can have a structure comprising a first electrode, a second electrode, and organic material layers interposed therebetween. The structure of the organic light emitting device according to the present invention is illustrated in Fig. 3.

[89] For example, the organic light emitting device according to the present invention can be prepared by depositing a metal, or a conductive metal oxide or an alloy thereof on a substrate using a PVD (physical vapor deposition) process such as sputtering and e-beam evaporation to form an anode; forming organic material layers comprising a hole injecting layer, a hole transporting layer, a light emitting layer and an electron transporting layer on the anode; and depositing a material, which can be used as a cathode, thereon. As an alternative, a cathode material, an organic material layer, and an anode material can be sequentially deposited on a substrate to prepare an organic

light emitting device (see International Patent Application Publication No. 2003/012890).

- [90] The organic material layer may have a multilayer structure containing a hole injecting layer, a hole transporting layer, a light emitting layer, an electron transporting layer, and the like, but not limited thereto, and may have a monolayer structure. Further, the organic material layer can be produced to have a fewer number of layers, by using various polymer materials, by means of a solvent process, such as spin coating, dip coating, doctor blading, screen printing, ink jet printing, and heat transfer processes, instead of deposit process.
- [91] Preferably, the anode material is usually a material having a large work function to facilitate hole injection to the organic material layers. Specific examples of the anode material which can be used in the present invention include metals such as vanadium, chromium, copper, zinc and gold, or an alloy thereof; metal oxides such as zinc oxide, indium oxide, indium-tin oxide (ITO), and indium zinc oxide (IZO); a combination of a metal and an oxide such as ZnO:Al and SnO₂:Sb; conductive polymers such as poly(3-methylthiophene), poly[3,4-(ethylene-1,2-dioxy)thiophene] (PEDT), polypyrrole and polyaniline, but not limited thereto.
- [92] The cathode material is preferably a material having a small work function to facilitate electron injection usually to the organic material layers. Specific examples of the cathode material include metals such as magnesium, calcium, sodium, potassium, titanium, indium, yttrium, lithium, gadolinium, aluminum, silver, tin and lead, or an alloy thereof; multilayer structure materials such as LiF/Al and LiO₂/Al, but not limited thereto.
- [93] The hole injecting material is a material facilitating hole injection from an anode at low voltage. The HOMO (highest occupied molecular orbital) level of the hole injecting material is preferably located between the work function of the anode materials and the HOMO level of its neighboring organic material layer. Specific examples of the hole injecting material include organic materials of metal porphyrin, oligothiophene and arylamine series, organic materials of hexanitride hexaazatriphenylene and quinacridone series, organic materials of perylene series, and conductive polymers of anthraquinone, polyaniline, and polythiophene series, but are not limited thereto.
- [94] The hole transporting material is a material having high hole mobility, which can transfer holes from the anode or the hole injecting layer toward the light emitting layer. Specific examples thereof include organic materials of arylamine series, conductive polymers and block copolymers having both conjugated portions and non-conjugated portions, but are not limited thereto.
- [95] The light emitting material is capable of emitting visible light by accepting and re-

combining holes from the hole transporting layer and electrons from the electron transporting layer, preferably a material having high quantum efficiency for fluorescence or phosphorescence. Specific examples thereof include 8-hydroxyquinoline aluminum complex (Alq_3); compounds of carbazole series; dimerized styryl compounds; BAIq ; 10-hydroxybenzoquinoline-metal compounds; compounds of benzoxazole, benzthiazole and benzimidazole series; polymers of poly(p-phenylenevinylene) (PPV) series; spiro compounds; polyfluorene and rubrene, but are not limited thereto.

[96] The electron transporting material is suitably a material having high electron mobility, which can transfer electrons from the cathode to the light emitting layer. Specific examples thereof include Al complexes of 8-hydroxyquinoline; complexes including Alq_3 ; organic radical compounds; and hydroxyflavone-metal complexes, but are not limited thereto.

[97] The organic light emitting device according to the invention may be of a front-side, backside or double-sided light emission according to the materials used.

[98] The compound according to the invention can function in an organic electronic device including an organic solar cell, an organic photoconductor and an organic transistor, according to a principle similar to that applied to the organic light emitting device.

Advantageous Effects

[99] The compound of the present invention is a novel structure of an anthracene derivative, and it can singly serve as a light emitting material in the organic light emitting device, as well as serve as a light emitting host in combination of a suitable dopant, or as a light emitting dopant in combination of a suitable host.

Brief Description of the Drawings

[100] Fig. 1 is a diagram showing a spectrum obtained by measuring the photoluminescences (PL) of the compound 5 solution according to the present invention and the comparative compound 1 solution (concentration: 1×10^{-5} M, solvent : toluene) at an exciting wavelength of 360 nm.

[101] Fig. 2 is a diagram showing a spectrum obtained by measuring the photoluminescence of the compound 12 solution according to the present invention at an exciting wavelength of 434 nm.

[102] Fig. 3 is a diagram illustrating the structure of the organic light emitting device according to one embodiment of the present invention.

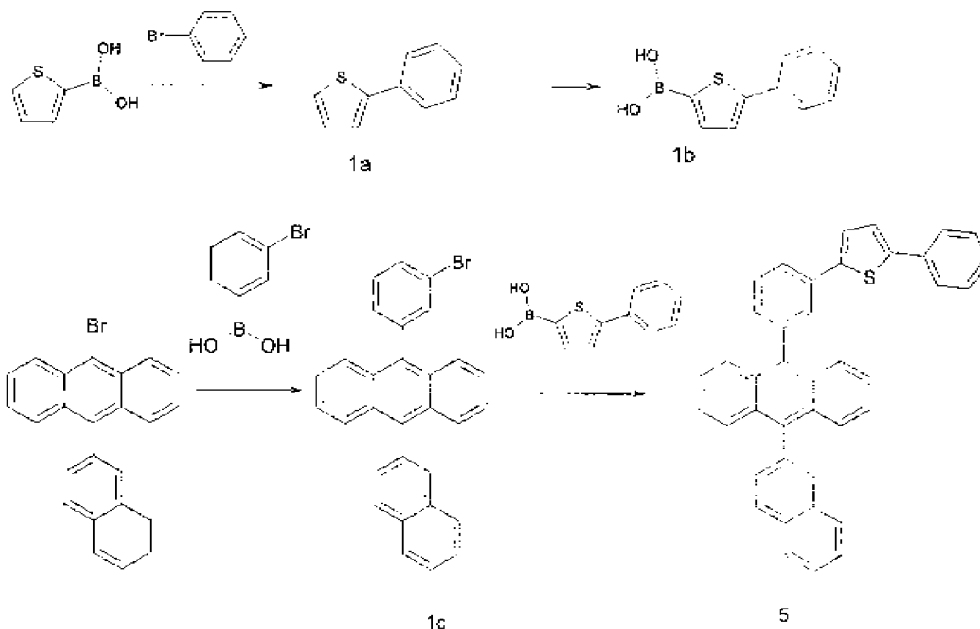
Mode for the Invention

[103] Hereinafter, the present invention will be described in more detail by means of Examples and Experimental Examples, but the scope of the invention is not limited

thereto.

[104] **Example 1 : Preparation of Compound 5**

[105]



[106] **1-A. Preparation of Compound 1a**

[107] A compound of 2-thiophene boronic acid (10 g, 78.1 mmol) and bromobenzene (7.48 mL, 70.3 mmol) was dissolved in anhydrous THF (300 mL), Pd(PPh₃)₄ (4.51 g, 3.91 mmol) and an aqueous K₂CO₃ solution (156 mL, 312.4 mmol) were then added thereto, and the mixture was refluxed for 3 hours. The organic layer was extracted with ethyl acetate, and water was removed over magnesium sulfate. The organic layer was filtered under reduced pressure, concentrated to remove the solvent, purified by column chromatography, and then recrystallized with THF and ethanol to obtain a white solid compound 1a (10 g, 80%). MS [M+H] = 161

[108] **1-B. Preparation of Compound 1b**

[109] The compound 1a (5 g, 31.3 mmol) prepared in the step of 1-A was dissolved in anhydrous THF (200 mL), and the solution was cooled to -10°C, and n-butyllithium (15 mL, 37.5 mmol) was slowly added dropwise thereto. The mixture was stirred for 1 hour, and cooled to -78°C again, boronic acid trimethylester (10.5 mL, 93.75 mmol) was slowly added thereto, and the mixture was stirred for 12 hours. The mixture was cooled to 0°C, a 10wt% of an aqueous sulfuric acid solution (16 mL) was added thereto, and the mixture was stirred to obtain a white precipitate. The organic layer was extracted with THF, dried over magnesium sulfate, and then filtered under reduced pressure. This filtrate was concentrated to remove the solvent, dissolved in THF, an excessive amount of a 2 M aqueous NaOH solution was added thereto, and the organic

layer was separated with dimethylchloromethane. To the separated aqueous solution layer, an aqueous hydrochloric acid solution was added, and the resulting precipitate was produced and filtered to obtain a compound 1b (2.7 g, 42%).

[110] **1-C. Preparation of Compound 1c**

[111] The compound 1b (2 g, 5.2 mmol) prepared in the step of 1-B and 3-bromophenyl boronic acid (1.04 g, 5.2 mmol) were dissolved in anhydrous THF (60 mL), and sequentially Pd(PPh₃)₄ (0.3 g, 0.26 mmol) and K₂CO₃ (1.0 g, 7.8 mmol) dissolved in H₂O (60 mL) were added thereto. The mixture was refluxed under stirring. Three hours later, the mixture was washed with brine, and the organic layer was extracted with ethyl acetate. Water was removed over magnesium sulfate, and the residue was filtered under reduced pressure, concentrated to remove the solvent, and separated by column chromatography to obtain a compound 1c (1.2 g, 50%). MS [M] = 459

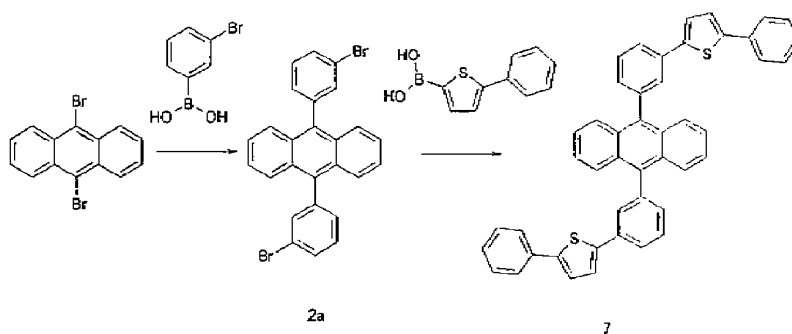
[112] **1-D. Preparation of Compound 5**

[113] The compound 1c (1 g, 2.18 mmol) prepared in the step of 1-C, the compound 1b (0.53 g, 2.6 mmol) prepared in the step of 1-B and Pd(PPh₃)₄ (0.13 g, 0.11 mmol) were dissolved in anhydrous THF (50 mL), and a 2M aqueous K₂CO₃ solution (50 mL) were added thereto, and then the mixture was refluxed under stirring for 3 hours. After completion of the reaction, the organic layer of the reaction solution was extracted with ethyl acetate, water was removed over magnesium sulfate, and the residue was filtered under reduced pressure, concentrated, and then separated by column chromatography to obtain a compound 5 (0.9 g, 80%). MS [M] = 538

[114] The spectrum obtained by measuring the photoluminescences (PL) of the compound 5 solution (concentration: 1*10⁻⁵ M, solvent : toluene) at an exciting wavelength of 360 nm is shown in Fig. 1.

[115] **Example 2 : Preparation of Compound 7**

[116]



[117] **2-A. Preparation of Compound 2a**

[118] 9,10-Dibromoanthracene (2 g, 5.95 mmol) and 3-bromophenyl boronic acid (2.4 g, 11.9 mmol) were dissolved in anhydrous THF (60 mL), and sequentially Pd(PPh₃)₄ (0.34 g, 0.30 mmol) and K₂CO₃ (1.8 g, 13.09 mmol) dissolved in H₂O (60 mL) were

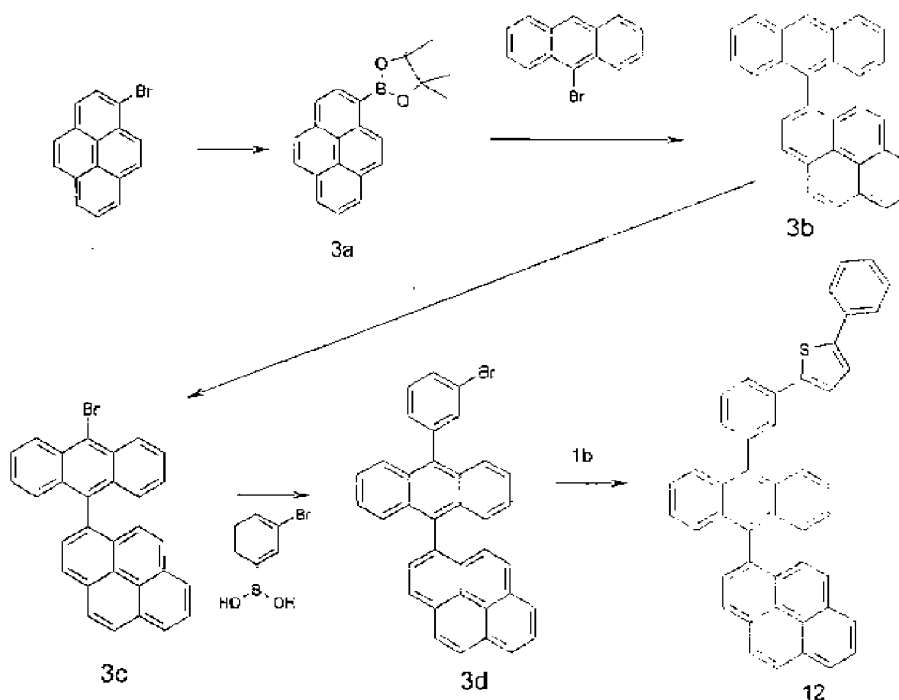
added thereto, and then the mixture was refluxed under stirring. Three hours later, the mixture was washed with brine, and the organic layer was extracted with ethyl acetate. Water was removed over magnesium sulfate, and the residue was filtered under reduced pressure, concentrated to remove the solvent, and separated by column chromatography to obtain a compound 2a (1.5 g, 50%). MS [M] = 488

[119] **2-B. Preparation of Compound 7**

[120] The compound 2a (1.5 g, 3.07 mmol) prepared in the step of 2-A, the compound 1b (1.36 g, 6.76 mmol) prepared in the step of 1-B, and Pd(PPh₃)₄ (0.18 g, 0.15 mmol) were dissolved in anhydrous THF (50 mL) and then a 2 M aqueous K₂CO₃ solution (50 mL) was added thereto, and the mixture was refluxed under stirring for 3 hours. After completion of the reaction, the organic layer of the reaction solution was extracted with ethyl acetate, water was removed over magnesium sulfate, and the residue was filtered under reduced pressure, concentrated, and separated by column chromatography to obtain a compound 7 (1.7 g, 85%). MS [M] = 646

[121] **Example 3 : Preparation of Compound 12**

[122]



[123] **3-A. Preparation of Compound 3a**

[124] 1-Bromo-pyrene (5 g, 17.8 mmol) was dissolved in anhydrous THF (60 mL), the solution was cooled to -78°C, and n-butyllithium (9.7 mL, 23.2 mmol) was slowly added dropwise thereto. The mixture was stirred for 30 minutes, 2-isopropyl-4,4,5,5-tetramethyl-[1,3,2]dioxaboron (4.8 mL, 23.1 mmol) was slowly added dropwise thereto, and the mixture was stirred for 12 hours. The reaction mixture

was washed with an ammonium chloride solution, further washed with distilled water twice, and dried over magnesium sulfate to remove water. The residue was dissolved in THF, and recrystallized with EtOH to obtain a compound 3a (3.27 g, 56%).

[125] **3-B. Preparation of Compound 3b**

[126] The compound 3a (1.34 g, 4.08 mmol) prepared in the step of 3-A, and 9-bromoanthracene (1.05 g, 4.08 mmol) were dissolved in THF (30 mL), and Pd(PPh₃)₄ (0.24 g, 0.20 mmol) and then a 2 M aqueous K₂CO₃ solution (8.2 mL, 16.3 mmol) were added thereto, and the mixture was refluxed under stirring for 3 hours. The organic layer was extracted with ethyl acetate. Water was removed over magnesium sulfate, and the residue was filtered under reduced pressure, and then concentrated to remove the solvent. The residue was dissolved in THF, and recrystallized with ether to obtain a compound 3b (1.08 g, 70%). MS [M+H] = 379

[127] **3-C. Preparation of Compound 3c**

[128] The compound 3b (1.08 g, 2.86 mmol) prepared in the step of 3-B was dissolved in DMF, and then N-bromosuccinimide (0.6 g, 3.43 mmol) was added thereto, and the mixture was stirred for 3 hours. To the solution, H₂O was added, and the resulting precipitate was produced, filtered under reduced pressure, dissolved in THF, and then recrystallized with ether to obtain a compound 3c (0.54 g, 41%). MS [M+H] = 458

[129] **3-D. Preparation of Compound 3d**

[130] The compound 3c (0.54 g, 1.18 mmol) prepared in the step of 3-C and 3-bromophenyl boronic acid (0.24 g, 1.18 mmol) were dissolved in anhydrous THF (10 mL), and Pd(PPh₃)₄ (68 mg, 0.059 mmol) and a 2 M aqueous K₂CO₃ solution (2.4 mL, 4.72 mmol) were added thereto sequentially, and then the mixture was refluxed under stirring for 3 hours. The organic layer was extracted with ethyl acetate. Water was removed over magnesium sulfate, and the residue was filtered under reduced pressure, concentrated to remove the solvent, and then separated by column chromatography to obtain a compound 3d (0.24 g, 38%). MS [M] = 533

[131] **3-E. Preparation of Compound 12**

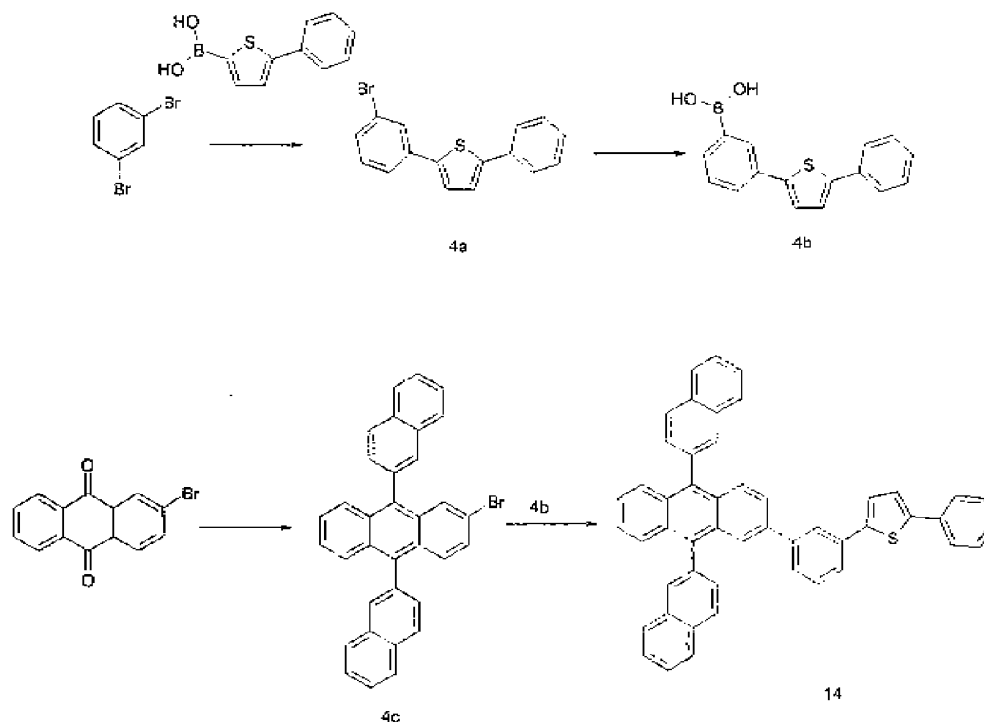
[132] The compound 3d (0.24 g, 0.45 mmol) prepared in the step of 3-D and the compound 1b (0.11 g, 0.54 mmol) prepared in the step of 1-B of Example 1 were dissolved in anhydrous THF (10 mL), and Pd(PPh₃)₄ (26 mg, 0.03 mmol) and a 2 M aqueous K₂CO₃ solution (0.9 mL, 1.8 mmol) were added thereto sequentially, and then the mixture was refluxed under stirring for 3 hours. The organic layer of the reaction solution was extracted with ethyl acetate. Water was removed over magnesium sulfate, and the residue was filtered under reduced pressure, concentrated to remove the solvent, and then separated by column chromatography to obtain a compound 12 (0.12 g, 43%). MS [M+H] = 613

[133] The spectrum obtained by measuring the photoluminescences (PL) of the

compound 12 solution (concentration: 1×10^{-5} M, solvent : toluene) at an exciting wavelength of 434 nm is shown in Fig. 2.

[134] **Example 4 : Preparation of Compound 14**

[135]



[136] **4-A. Preparation of Compound 4a**

[137] 1,3-Dibromophenyl (5 g, 21.2 mmol) and the compound 1b (4.3 g, 21.2 mmol) prepared in the step of 1-B were dissolved in anhydrous THF (100 mL), and $\text{Pd}(\text{PPh}_3)_4$ (1.2 g, 1.06 mmol) and K_2CO_3 (3.2 g, 23.3 mmol) dissolved in H_2O (50 mL) were added thereto sequentially, and then the mixture was refluxed under stirring. Three hours later, washed with brine, and the organic layer was extracted with ethyl acetate. Water was removed over magnesium sulfate, and the residue was filtered under reduced pressure, concentrated to remove the solvent, and then separated by column chromatography to obtain a compound 4a (3.7 g, 55%). MS [M] = 315

[138] **4-B. Preparation of Compound 4b**

[139] The compound 4a (3.7 g, 11.7 mmol) prepared in the step of 4-A was dissolved in anhydrous THF (70 mL), and then cooled to -10°C , and n-butyllithium (3.2 mL, 2.5 hexane solution) was slowly added dropwise thereto. The mixture was stirred for 1 hour, and then cooled to -78°C again, boronic acid trimethylester (2.4 mL, 21.1 mmol) was added slowly thereto, and the mixture was stirred for 12 hours. The mixture was cooled to 0°C , a 10 wt% aqueous sulfuric acid solution (10 mL) was added thereto and stirred to obtain a white precipitate. The organic layer was extracted with THF, dried over magnesium sulfate, and then filtered under reduced pressure. This filtrate was

concentrated to remove the solvent, dissolved in THF, an excessive amount of a 2 M aqueous NaOH solution was added thereto, and the organic layer was separated with dimethylchloromethane. To the separated aqueous solution layer, an aqueous hydrochloric acid solution was added, and the resulting precipitate was produced and filtered to obtain a compound 4b (1.8 g, 55%).

[140] **4-C. Preparation of Compound 4c**

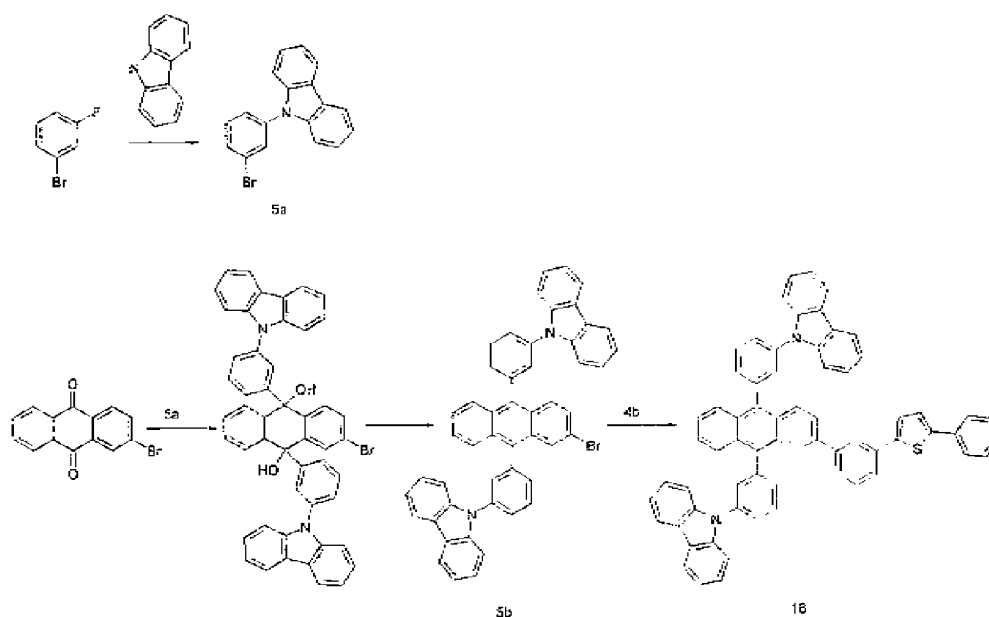
[141] 2-Bomonaphthalene (11.0 g, 53.1 mmol) was dissolved in anhydrous THF (100 mL) under a nitrogen atmosphere, the solution was cooled to -78°C, t-butyllithium (46.8 mL, 1.7 M pentane solution) was slowly added thereto, the solution was stirred at the same temperature for 1 hour, and then 2-bromoanthraquinone (6.36 g, 22.0 mmol) was added thereto. The cooling vessel was removed, and the mixture was stirred at normal temperature for 3 hours. To the reaction mixture, an aqueous ammonium chloride solution was added, and the mixture was extracted with methylene chloride. The organic layer was dried over anhydrous magnesium sulfate to remove the solvent. The resulting mixture was dissolved in a small amount of ethyl ether, and petroleum ether was added to the solution, and the mixture was stirred for several hours to obtain a solid compound. The solid compound was filtered, and then dried in vacuo to obtain dinaphthyl dialcohol (11.2 g, 93%). The dinaphthyl dialcohol (11.2 g, 20.5 mmol) was dispersed in 200 mL of acetic acid under a nitrogen atmosphere, to which potassium iodide (34 g, 210 mmol) and sodium hypophosphite hydrate (37 g, 420 mmol) were added. The resulting mixture was stirred under boiling for 3 hours. After cooling to normal temperature, the mixture was filtered and washed with water and methanol, and then dried in vacuo to obtain a pale yellow compound 4c (7.2 g, 64%). MS [M] = 509

[142] **4-D. Preparation of Compound 14**

[143] The compound 4c (2.7 g, 5.4 mmol) prepared in the step of 4-C and the compound 4b (1.8 g, 6.4 mmol) prepared in the step of 4-B were dissolved in anhydrous THF (70 mL), and Pd(PPh₃)₄ (0.3 g, 0.27 mmol) and a 2 M aqueous K₂CO₃ solution (20 mL) were added thereto sequentially, and then the mixture was refluxed under stirring for 12 hours. The organic layer of the reaction solution was extracted with ethyl acetate. Water was removed over magnesium sulfate, and the residue was filtered under reduced pressure, concentrated to remove the solvent, dissolved in THF, and crystallized with ethanol to obtain a compound 14 (2.9 g, 82%). MS [M+H] = 665

[144] **Example 5 : Preparation of Compound 18**

[145]



[146] **5-A. Preparation of Compound 5a**

[147] 1-Bromo-3-fluorobenzene (6.3 g, 35.9 mmol), carbazole (5 g, 29.9 mmol), potassium fluoride-alumina (40 wt%, 8.65 g, 59.8 mmol), and 18-crown-6 (0.8 g, 2.99 mmol) were dissolved in dimethylsulfoxide (DMSO, 75 mL), and the solution was stirred at a temperature above 150°C for 12 hours. The reaction solution was cooled, and then alumina was filtered over magnesium sulfate. The filtrate was subject to phase separation with methyl t-butyl ether (300 mL) and then washed with water. The organic layer was distilled off under reduced pressure, and then separated by column chromatography (solvent:hexane solution) to obtain a compound 5a (3 g, 26%). MS [M] = 322

[148] **5-B. Preparation of Compound 5b**

[149] The compound 5a (3.0 g, 9.3 mmol) prepared in the step of 5-A was dissolved in anhydrous THF (100 mL) under a nitrogen atmosphere, the solution was cooled to -78°C, t-butyllithium (8 mL, 1.7 M pentane solution) was slowly added thereto, the solution was stirred at the same temperature for 1 hour, and then 2-bromoanthraquinone (1.22 g, 4.2 mmol) was added thereto. The cooling vessel was removed, and the mixture was stirred at normal temperature for 3 hours. To the reaction mixture, an aqueous ammonium chloride solution was added, and the mixture was extracted with methylene chloride. The organic layer was dried over anhydrous magnesium sulfate to remove the solvent. The resulting mixture was dissolved in a small amount of ethyl ether, and petroleum ether was added to the solution, and then the mixture was stirred for several hours to obtain a solid compound. The solid compound was filtered, and then dried in vacuo to obtain dicarbazolephenyl dialcohol (2.9 g, 90%). The dicarbazolephenyl dialcohol (2.9 g, 3.8 mmol) was dispersed in 50

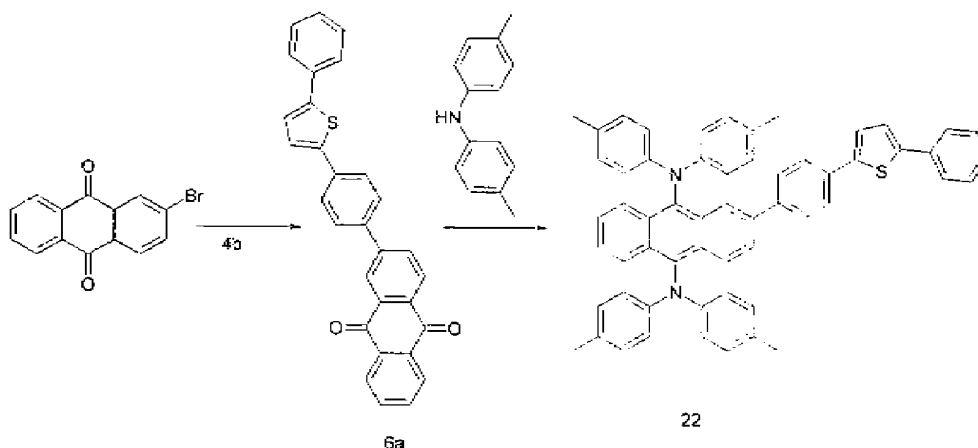
mL of acetic acid under a nitrogen atmosphere, to which potassium iodide (6.5 g, 39 mmol) and sodium hypophosphite hydrate (6.87 g, 78 mmol) were added. The resulting mixture was stirred under boiling for 3 hours. After cooling to normal temperature, the mixture was filtered and washed with water and methanol, and then dried in vacuo to obtain a compound 5b (1.9 g, 67%). MS [M] = 739

[150] **5-C. Preparation of Compound 18**

[151] The compound 5b (1.9 g, 2.6 mmol) prepared in the step of 5-B and the compound 4b (0.87 g, 3.1 mmol) prepared in the step of 4-B of Example 4 were dissolved in anhydrous THF (70 mL), and Pd(PPh₃)₄ (0.15 g, 0.13 mmol) and a 2 M aqueous K₂CO₃ solution (20 mL) were added thereto sequentially, and then the mixture was refluxed under stirring for 12 hours. The organic layer of the reaction solution was extracted with ethyl acetate. Water was removed over magnesium sulfate, and the residue was filtered under reduced pressure, concentrated, and the recrystallized with THF and ethanol to obtain a compound 18 (1.9 g, 85%). MS [M+H] = 895

[152] **Example 6 : Preparation of Compound 22**

[153]



[154] **6-A. Preparation of Compound 6a**

[155] 2-Bromoanthraquinone (3 g, 10.4 mmol) and compound 4b (4.4 g, 15.7 mmol) prepared in the step of 4-B of Example 4 were dissolved in anhydrous THF (100 mL), and Pd(PPh₃)₄ (0.36 g, 0.31 mmol) and a 2 M aqueous K₂CO₃ solution (70 mL) were added thereto sequentially, and then the mixture was refluxed under stirring for 12 hours. The organic layer of the reaction solution was extracted with ethyl acetate. Water was removed over magnesium sulfate, and the residue was filtered under reduced pressure, concentrated, and the recrystallized with THF and ethanol to obtain a compound 6a(3.8 g, 83%). MS [M] = 442

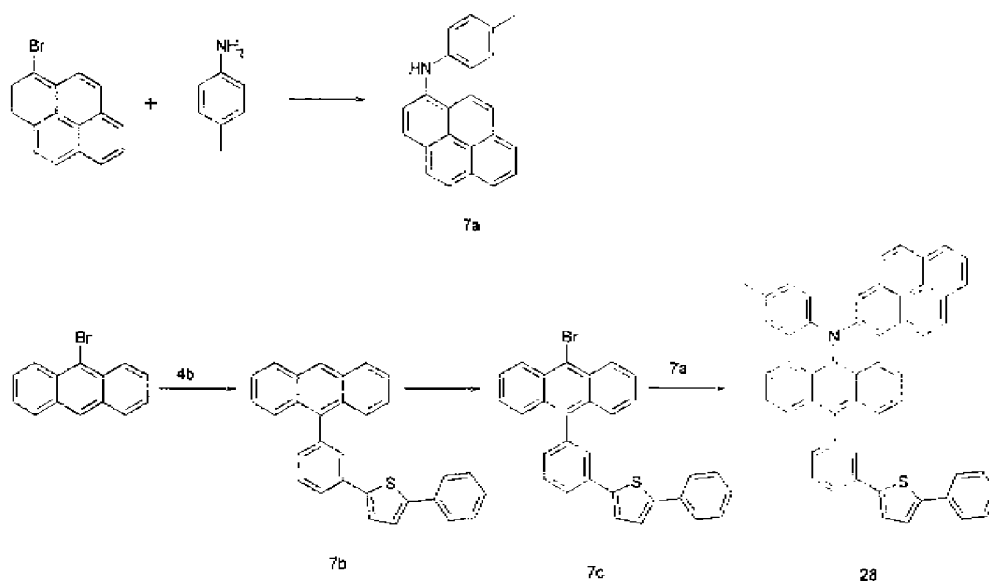
[156] **6-B. Preparation of Compound 22**

[157] The compound 6a(3 g, 7.1 mmol) prepared in the step of 6-A, p-tolylamine (5.6 g,

28.4 mmol), and pyridine (2.3 mL, 28.4 mmol) were dissolved in benzene (100 mL), and then titanium tetrachloride (5.4 g, 28.4 mmol) was added dropwise thereto at 10°C, and the mixture was stirred at room temperature for 20 hours. Then, the mixture was diluted with water (100 mL), neutralized with an aqueous sodium oxide solution, extracted with ethyl acetate, and then concentrated. The residue was separated by column chromatography to obtain a compound 22 (1.7 g, 30%). MS [M] = 802

[158] **Example 7 : Preparation of Compound 28**

[159]



[160] **7-A. Preparation of Compound 7a**

[161] 1-Bromopyrene (2 g, 7.1 mmol) and p-tolidine (1 g, 9.2 mmol) were dissolved in toluene (80 mL) under a nitrogen atmosphere, and then NaOtBu (1.7 g, 17.8 mmol) was added thereto, and the mixture was stirred for about 10 minutes. Pd(dba)₂ (81 mg, 0.14 mmol) and tri-t-butylphosphine (0.07 mL, 0.14 mmol) were added thereto, and the mixture was warmed and refluxed for 30 minutes. The mixture was washed with brine, and the organic layer was extracted with ethyl acetate. Water was removed over anhydrous magnesium sulfate, and the residue was filtered under reduced pressure, concentrated to remove the solvent, and then recrystallized with THF and ethanol to obtain a compound 7a (1.9 g, 91%). MS [M+H] = 294

[162] **7-B. Preparation of Compound 7b**

[163] 9-Bromoanthracene (3 g, 11.7 mmol) and the compound 4b (3.9 g, 14 mmol) prepared in the step of 4-B were dissolved in anhydrous THF (100 mL), and Pd(PPh)₃₄ (0.68 g, 0.59 mmol) and a 2 M aqueous K₂CO₃ solution (70 mL) were added thereto, and then the mixture was refluxed under stirring for 12 hours. The organic layer of the reaction solution was extracted with ethyl acetate. Water was removed over

magnesium sulfate, and the residue was filtered under reduced pressure, concentrated, dissolved in THF, and then crystallized with ethanol to obtain a compound 7b (4.1 g, 85%). MS [M] = 412

[164] **7-C. Preparation of Compound 7c**

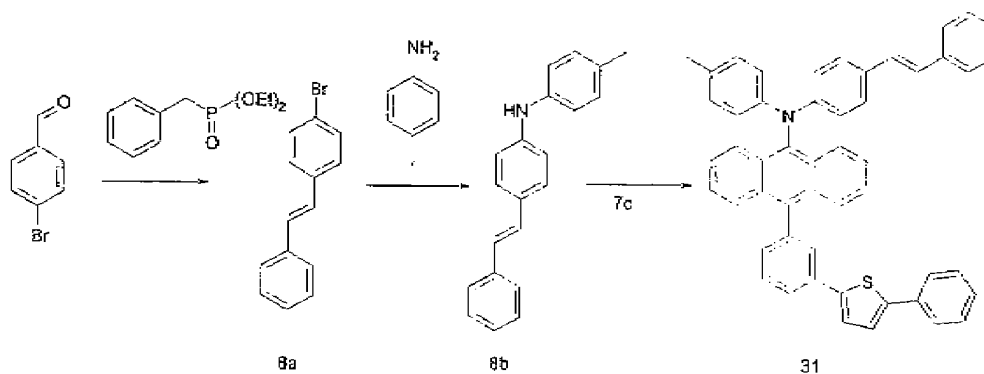
[165] The compound 7b (4 g, 9.7 mmol) prepared in the step of 7-B was dissolved in CHCl_3 (100 mL), and acetic acid (100 mL) was added thereto, and then Br_2 (0.55 mL, 10.7 mmol) was added dropwise to the mixture at 0°C. The mixture was warmed to room temperature, and the mixture was stirred for 5 hours. After completion of the reaction, the reaction solution was concentrated, and recrystallized with EtOH to obtain a compound 7c (3.5 g, 71%). MS [M] = 491

[166] **7-D. Preparation of Compound 28**

[167] The compound 7c (3.5 g, 7.1 mmol) prepared in the step of 7-C and the compound 7a (1 g, 9.2 mmol) prepared in the step of 7-A were dissolved in toluene (80 mL) under a nitrogen atmosphere, and then NaOtBu (1.7 g, 17.8 mmol) was added thereto, and the mixture was stirred for about 10 minutes. $\text{Pd}(\text{dba})_2$ (81 mg, 0.14 mmol) and tri-*t*-butylphosphine (0.07 mL, 0.14 mmol) were added thereto, and the mixture was warmed and refluxed for 30 minutes. The mixture was washed with brine, and the organic layer was extracted with ethyl acetate. Water was removed over anhydrous magnesium sulfate, and the residue was filtered under reduced pressure, concentrated to remove the solvent, and then recrystallized with THF and ethanol to obtain a compound 28 (1.9 g, 91%). MS [M+H] = 704

[168] **Example 8 : Preparation of Compound 31**

[169]



[170] **8-A. Preparation of Compound 8a**

[171] NaH (3 g, 75 mmol) and 18-crown-6 (1.43 g, 5.4 mmol) were dissolved in THF (100 mL) under a nitrogen atmosphere, and benzyl phosphonic acid diethyl ester (13.5 mL, 65 mmol) was added thereto. Under cooling the mixture (0°C), 4-bromobenzaldehyde (10 g, 54 mmol) was added slowly thereto. The mixture was

stirred for 4 hours at normal temperature. To the reaction solution, water was added, and the mixture was extracted with ether, dried over magnesium sulfate, distilled off under reduced pressure, and recrystallized with ethanol to obtain a compound 8a (10 g, 75%). MS [M] = 295

[172] **8-B. Preparation of Compound 8b**

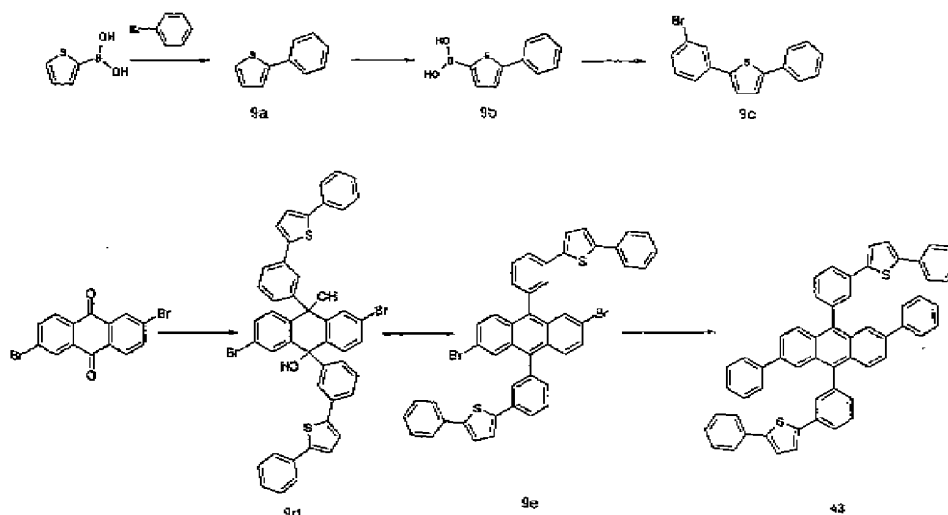
[173] The compound 8a (5 g, 16.9 mmol) prepared in the step of 8-A, and p-tolidine (2.2 g, 20.3 mmol) were dissolved in toluene (80 mL) under a nitrogen atmosphere, and then NaOtBu (4.8 g, 50.7 mmol) was added thereto, and the mixture was stirred for about 10 minutes. Pd(dba)₂ (0.31 g, 0.34 mmol) and tri-t-butylphosphine (0.15 g, 0.5 mmol) were added thereto, and the mixture was warmed and refluxed for 30 minutes. The mixture was washed with brine, and the organic layer was extracted with ethyl acetate. Water was removed over anhydrous magnesium sulfate, and the residue was filtered under reduced pressure, concentrated to remove the solvent, and then re-crystallized with THF and ethanol to obtain a compound 8b (4.4 g, 92%). MS [M+H] = 286

[174] **8-C. Preparation of Compound 31**

[175] The compound 7c (3.5 g, 7.1 mmol) prepared in the step of 7-C, and the compound 8b (2.6 g, 9.2 mmol) prepared in the step of 8-B were dissolved in toluene (80 mL) under a nitrogen atmosphere, and then NaOtBu (2.0 g, 21.3 mmol) was added thereto, and the mixture was stirred for about 10 minutes. Pd(dba)₂ (0.13 g, 0.14 mmol) and tri-t-butylphosphine (0.07 mL, 0.14 mmol) were added thereto, and the mixture was warmed and refluxed for 30 minutes. The mixture was washed with brine, and the organic layer was extracted with ethyl acetate. Water was removed over anhydrous magnesium sulfate, and the residue was filtered under reduced pressure, concentrated to remove the solvent, and then recrystallized with THF and ethanol to obtain a compound 31 (1.9 g, 91%). MS [M+H] = 696

[176] **Example 9 : Preparation of Compound 43**

[177]



[178] **9-A. Synthesis of Compound 9a**

[179] 2-thiophene boronic acid (10 g, 78.1 mmol) and bromobenzene (7.48 mL, 70.3 mmol) were dissolved in anhydrous THF (300 mL), and $\text{Pd}(\text{PPh}_3)_4$ (4.51 g, 3.91 mmol) and an aqueous K_2CO_3 solution (156 mL, 312.4 mmol) were added thereto sequentially, and then the mixture was refluxed for 3 hours. The organic layer was extracted with ethyl acetate, and water was removed over magnesium sulfate. The organic layer was filtered under reduced pressure, concentrated to remove the solvent, purified by column chromatography, and then recrystallized with THF and ethanol to obtain a white solid compound 9a (10 g, 80%). MS [M+H] 161

[180] **9-B. Synthesis of Compound 9b**

[181] The compound 9a (5 g, 31.3 mmol) prepared in the step of 9-A was dissolved in anhydrous THF (200 mL), and the solution was cooled to -10°C , and n-butyllithium (15 mL, 37.5 mmol) was slowly added dropwise thereto. After the mixture was stirred for 1 hour, and cooled to -78°C again, boronic acid trimethylester (10.5 mL, 93.75 mmol) was slowly added thereto, and the mixture was stirred for 12 hours. The mixture was cooled to 0°C , a 2 N aqueous hydrochloric acid solution (16 mL) was added thereto, and the mixture was stirred to obtain a white precipitate. The organic layer was extracted with THF, dried over magnesium sulfate, and then filtered under reduced pressure. This filtrate was concentrated to remove the solvent, dissolved in THF, an excessive amount of an aqueous solution was added thereto, and the organic layer was separated with dimethylchloromethane. To the separated aqueous solution layer, an aqueous hydrochloric acid solution was added, and the resulting precipitate was produced and filtered to obtain a compound 9b (2.7 g, 42%).

[182] **9-C. Synthesis of Compound 9c**

[183] 3-Bromiodobenzene (3.5 g, 12.3 mmol) and the compound 9b (2.5 g, 12.3 mmol)

prepared in the step of 9-B were dissolved in anhydrous THF (100 mL), and Pd(PPh)₃₄ (0.71 g, 0.61 mmol) and K₂CO₃ (3.4 g, 24.6 mmol) in H₂O (50 mL) were added thereto sequentially. The mixture was refluxed under stirring. Three hours later, washed with brine, and the organic layer was extracted with ethyl acetate. Water was removed over magnesium sulfate, and the residue was filtered under reduced pressure, concentrated to remove the solvent, and then separated by column chromatography to obtain a compound 9c (2.9 g, 75%). MS [M+H]⁺=315

[184] **9-D. Preparation of Compound 9d**

[185] The compound 9c (16.7 g, 53.1 mmol) prepared in the step of 9-C was dissolved in anhydrous THF (100 mL) under a nitrogen atmosphere, the solution was cooled to -78°C, and t-butyllithium (46.8 mL, 1.7 M pentane solution) was slowly added thereto, the solution was stirred at the same temperature for 1 hour, and then 2,6-dibromoanthraquinone (6.36 g, 22.0 mmol) was added thereto. The cooling vessel was removed, and the mixture was stirred at normal temperature for 3 hours. To the reaction mixture, an aqueous ammonium chloride solution was added, and the mixture was extracted with methylene chloride. The organic layer was dried over anhydrous magnesium sulfate to remove the solvent. After the resulting mixture was dissolved in a small amount of ethyl ether, petroleum ether was added to the solution, and the mixture was stirred for several hours to obtain a solid compound. The solid compound was filtered, and then dried in vacuo to obtain a compound 9d (17 g, 90%).

[186] **9-E. Preparation of Compound 9e**

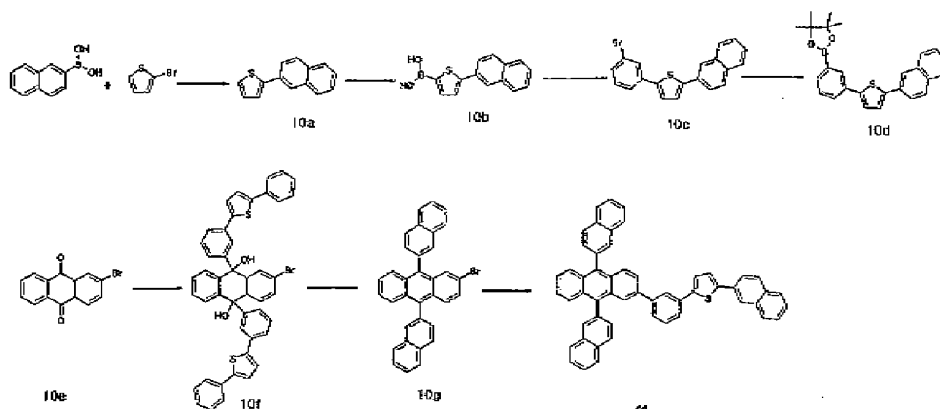
[187] The compound 9d (17 g, 20.5 mmol) prepared in the step of 9-D was dispersed in acetic acid (200 mL) under a nitrogen atmosphere, to which potassium iodide (34 g, 210 mmol) and sodium hypophosphite hydrate (37 g, 420 mmol) were added. The resulting mixture was stirred under boiling for 3 hours. After cooling to normal temperature, the mixture was filtered and washed with water and methanol, and then dried in vacuo to obtain a pale yellow compound 9e (10 g, 64%). MS [M+H]⁺ = 804

[188] **9-F. Preparation of Compound 43**

[189] The compound 9e (10 g, 12.4 mmol) prepared in the step of 9-E and phenyl boronic acid (3.3 g, 27.3 mmol) were dissolved in anhydrous THF (300 mL) under a nitrogen atmosphere, and Pd(PPh)₃₄ (0.7 g, 0.62 mmol) and an aqueous K₂CO₃ solution (25 mL, 49.6 mmol) were added thereto sequentially, and then the mixture was refluxed for 5 hours. The organic layer was extracted with ethyl acetate. Water was removed over magnesium sulfate, and the residue was filtered under reduced pressure, concentrated to remove the solvent, purified by column chromatography, and then recrystallized with THF and ethanol to obtain a white solid compound 43 (8 g, 82%). MS [M+H]⁺ 798

[190] **Example 10 : Preparation of Compound 44**

[191]

[192] **10-A. Synthesis of Compound 10a**

[193] 2-Naphthalene boronic acid (13.4 g, 78.1 mmol) and 2-bromothiophene (11.5 g, 70.3 mmol) were dissolved in anhydrous THF (300 mL) under a nitrogen atmosphere, and $\text{Pd}(\text{PPh}_3)_4$ (4.06 g, 3.51 mmol) and an aqueous K_2CO_3 solution (156 mL, 312.4 mmol) were added thereto sequentially, and then the mixture was refluxed for 5 hours. The organic layer was extracted with ethyl acetate. Water was removed over magnesium sulfate, and the residue was filtered under reduced pressure, concentrated to remove the solvent, purified by column chromatography, and then recrystallized with THF and ethanol to obtain a white solid compound 10a (12.6 g, 85%). MS $[\text{M}+\text{H}]^+ = 210$

[194] **10-B. Synthesis of Compound 10b**

[195] The compound 10a (6.6 g, 31.3 mmol) prepared in the step of 10-A was dissolved in anhydrous THF (200 mL), and the solution was cooled to -10°C , and n-butyllithium (15 mL, 37.5 mmol) was slowly added dropwise thereto. After the mixture was stirred for 1 hour, and cooled to -78°C again, boronic acid trimethylester (10.5 mL, 93.75 mmol) was slowly added thereto, and the mixture was stirred for 12 hours. The mixture was cooled to 0°C , a 2 N aqueous hydrochloric acid solution (16 mL) was added thereto, and the mixture was stirred to obtain a white precipitate. The organic layer was extracted with THF, dried over magnesium sulfate, and then filtered under reduced pressure. This filtrate was concentrated to remove the solvent, dissolved in THF, an excessive amount of an aqueous solution was added thereto, and the organic layer was separated with dimethylchloromethane. To the separated aqueous solution layer, an aqueous hydrochloric acid solution was added, and the resulting precipitate was produced and filtered to obtain a compound 10b (2.7 g, 42%).

[196] **10-C. Synthesis of Compound 10c**

[197] 3-Bromiodobenzene (3.5 g, 12.3 mmol) and the compound 10b (3.0 g, 12.3 mmol)

prepared in the step of 10-B were dissolved in anhydrous THF (100 mL), and Pd(PPh₃)₄ (0.71 g, 0.61 mmol) and K₂CO₃ (3.4 g, 24.6 mmol) dissolved in H₂O (50 mL) were added thereto sequentially. The mixture was refluxed under stirring. Three hours later, the mixture was washed with brine, and the organic layer was extracted with ethyl acetate. Water was removed over magnesium sulfate, and the residue was filtered under reduced pressure, concentrated to remove the solvent, and separated by column chromatography to obtain a compound 10c (2.9 g, 75%). MS [M+H]⁺=365

[198] **10-D. Synthesis of Compound 10d**

[199] The compound 10c(3.6 g, 9.81 mmol) prepared in the step of 10-C, bis(pinacolato)diboron (2.75 g, 10.9 mmol), potassium acetate (2.89 g, 29.4 mmol), and palladium(diphenyl phosphinoferrrocene)chloride (0.24 g, 3 mol%) were put into a 250-mL flask under a nitrogen atmosphere. Then, dioxane (50 mL) was added to the mixture, and the mixture was refluxed at 80°C for 6 hours. The mixture was cooled to room temperature, and distilled water (50 mL) was added thereto, and then extracted with methylene chloride(50 mL x 3). Methylene chloride was removed therefrom under reduced pressure to obtain a pale yellow solid. This pale yellow solid was washed with ethanol, and dried to obtain a compound 10d (3.84 g, 95%).

[200] **10-E. Synthesis of Compound 10e**

[201] Copper bromide(18 g, 80.0 mmol) and t-butyl nitrite(12mL, 101 mmol) were dispersed in acetonitrile (250 mL) at 65°C, and the mixture was stirred, to which 2-amino anthraquinone (15 g, 67.2 mmol) was then slowly added dropwise over 5 minutes. After completion of gas generation, the reaction solution was cooled to normal temperature, and the reaction solution was added to a 20% aqueous hydrochloric acid solution (1 L), and the mixture was extracted with dichloromethane. The organic layer was dried over anhydrous magnesium sulfate to remove the residual water, and then dried under reduced pressure. The residue was separated by column chromatography to obtain a pale yellow compound 10e (14.5 g, 75%).

[202] **10-F. Synthesis of Compound 10f**

[203] 2-Bromonaphthalene (11.0 g, 53.1 mmol) was dissolved in anhydrous THF (100 mL) under a nitrogen atmosphere, and t-butyllithium (46.8 mL, 1.7 M pentane solution) was slowly added thereto at -78°C, the solution was stirred at the same temperature for 1 hour, and then the compound 10e (6.36 g, 22.0 mmol) prepared in the step of 10-E was added thereto. The cooling vessel was removed, and the mixture was stirred at normal temperature for 3 hours. To the reaction mixture, an aqueous ammonium chloride solution was added, and the mixture was extracted with methylene chloride. The organic layer was dried over anhydrous magnesium sulfate to remove the solvent. The resulting mixture was dissolved in a small amount of ethyl ether, and then petroleum ether was added to the solution, and the mixture was stirred for several

hours to obtain a solid compound. The solid compound was filtered, and then dried in vacuo to obtain a compound 10f (11.2 g, 93%).

[204] **10-G. Synthesis of Compound 10g**

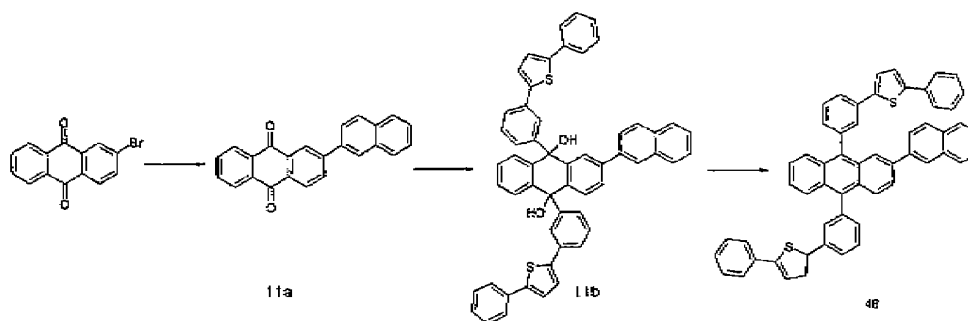
[205] The compound 10f (11.2 g, 20.5 mmol) prepared in the step of 10-F was dispersed in acetic acid (200 mL) under a nitrogen atmosphere, to which potassium iodide (34 g, 210 mmol) and sodium hypophosphite hydrate (37 g, 420 mmol) were added. The resulting mixture was stirred under boiling for 3 hours. After cooling to normal temperature, the mixture was filtered and washed with water and methanol, and then dried in vacuo to obtain a pale yellow compound 10g (7.2 g, 64%). MS [M] = 509

[206] **10-H. Synthesis of Compound 44**

[207] The compound 10g (1.3 g, 2.6 mmol) prepared in the step of 10-G and the compound 10d (1.28 g, 3.1 mmol) prepared in the step 10-D were dissolved in anhydrous THF (70 mL), and Pd(PPh)₃₄ (0.15 g, 0.13 mmol) and a 2 M aqueous K₂CO₃ solution (20 mL) were added thereto sequentially, and then the mixture was refluxed under stirring for 5 hours. The organic layer was extracted with ethyl acetate. Water was removed over magnesium sulfate, and the residue was filtered under reduced pressure, concentrated, and then recrystallized from THF and ethanol to obtain a compound 44 (1.5 g, 83%). MS [M+H] = 714

[208] **Example 11: Preparation of Compound 46**

[209]



[210] **11-A. Synthesis of Compound 11a**

[211] The compound 10e (3.6 g, 12.3 mmol) prepared in the step of 10-E and 2-naphthalene boronic acid (2.3 g, 13.5 mmol) were dissolved in anhydrous THF (100 mL) under a nitrogen atmosphere, and Pd(PPh)₃₄ (0.71 g, 0.61 mmol), and K₂CO₃ (3.4 g, 24.6 mmol) dissolved in H₂O (50 mL) were added thereto sequentially, and then the mixture was refluxed under stirring. Three hours later, the mixture was washed with brine, and the organic layer was extracted with ethyl acetate. Water was removed over magnesium sulfate, and the residue was filtered under reduced pressure, concentrated to remove the solvent, and separated by column chromatography to obtain a compound 11a (3.2 g, 78%). MS [M+H]⁺=334

[212] **11-B. Synthesis of Compound 11b**

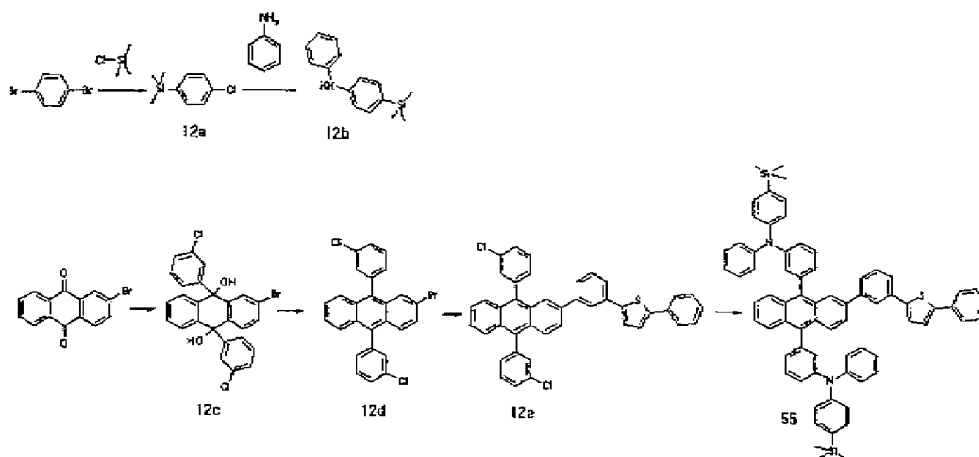
[213] The compound 9c (6.46 g, 17.7 mmol) prepared in the step of 9-C was dissolved in anhydrous THF (100 mL) under a nitrogen atmosphere, and t-butyllithium (15.6 mL, 1.7 M pentane solution) was slowly added thereto at -78°C, the solution was stirred at the same temperature for 1 hour, and then the compound 11a (2.44 g, 7.3 mmol) prepared in the step of 11-A was added thereto. The cooling vessel was removed, and the mixture was stirred at normal temperature for 3 hours. To the reaction mixture, an aqueous ammonium chloride solution was added, and the mixture was extracted with methylene chloride. The organic layer was dried over anhydrous magnesium sulfate to remove the solvent. The resulting mixture was dissolved in a small amount of ethyl ether, and petroleum ether was added to the solution, and then the mixture was stirred for several hours to obtain a solid compound. The solid compound was filtered, and then dried in vacuo to obtain a compound 11b (5.1 g, 88%).

[214] **11-C. Synthesis of Compound 46**

[215] The compound 11b (4.15 g, 5.13 mmol) prepared in the step of 11-B was dispersed in acetic acid (50 mL) under a nitrogen atmosphere, to which potassium iodide (8.5 g, 52.5 mmol) and sodium hypophosphite hydrate (9.3 g, 105 mmol) were added. The resulting mixture was stirred under boiling for 3 hours. After cooling to normal temperature, the mixture was filtered and washed with water and methanol, and then dried in vacuo to obtain a pale yellow compound 46 (2.4 g, 60%). MS [M+H]⁺ = 788

[216] **Example 12 : Preparation of Compound 55**

[217]

[218] **12-A. Synthesis of Compound 12a**

[219] Dibromobenzene (20 g, 84.78 mmol) was dissolved in anhydrous tetrahydrofuran (THF, 200 mL) at room temperature under a nitrogen atmosphere. The solution was cooled to -78°C. N-butyllithium (34 mL, 2.5 M pentane solution) was added slowly to

the solution at -78°C , and the temperature of the mixture was slowly raised to 0°C for about 1 hour. To the mixture, chlorotrimethylsilane (13 ml, 101.74 mmol) was added, and the temperature of the mixture was raised to normal temperature over 1 hour. After completion of the reaction, the mixture was extracted with ethyl acetate, dried over magnesium sulfate, and distilled off under reduced pressure to obtain a compound 12a (18 g, 93%). MS (M+) 229

[220] **12-B. Synthesis of Compound 12b**

[221] The compound 12a (15 g, 65.45 mmol) prepared in the step of 12-A, aniline (6.6 ml, 72 mmol), $\text{pd}(\text{dba})_2$ (0.125 g, 0.13 mmol), $\text{P}(\text{t-Bu})_3$ (0.04 g, 0.2 mmol) and sodium t-butoxide (1.80 g, 18.7 mmol) were added to toluene (200 mL), and the mixture was refluxed for about 3 hours. After completion of the reaction, the mixture was cooled to normal temperature, and the reaction mixture was added to a mixed solution of THF and H_2O . The organic layer was subject to phase separation, dried over MgSO_4 , concentrated, and then separated by column chromatography to obtain a compound 12b (15 g, 86%). MS [M] = 143

[222] **12-C. Synthesis of Compound 12c**

[223] 1-Bromo-3-chlorobenzene (10 g, 53.1 mmol) was dissolved in anhydrous THF (100 mL) under a nitrogen atmosphere. t-butyllithium (46.8 mL, 1.7 M pentane solution) was added slowly to the solution at -78°C , and the solution was stirred at the same temperature for 1 hour, and then the compound 10e (6.36 g, 22.0 mmol) prepared in the step of 10-E was added thereto. The cooling vessel was removed, and the mixture was stirred at normal temperature for 3 hours. To the reaction mixture, an aqueous ammonium chloride solution was added, and the mixture was extracted with methylene chloride. The organic layer was dried over anhydrous magnesium sulfate to remove the solvent. The resulting mixture was dissolved in a small amount of ethyl ether, and petroleum ether was added to the solution, and then the mixture was stirred for several hours to obtain a solid compound. The solid compound was filtered, and then dried in vacuo to obtain a compound 12c (10 g, 90%).

[224] **12-D. Synthesis of Compound 12d**

[225] The compound 12c (10 g, 20.5 mmol) prepared in the step of 12-C was dispersed in acetic acid (200 mL) under a nitrogen atmosphere, to which potassium iodide (34 g, 210 mmol) and sodium hypophosphite hydrate (37 g, 420 mmol) were added. The resulting mixture was stirred under boiling for 3 hours. After cooling to normal temperature, the mixture was filtered and washed with water and methanol, and then dried in vacuo to obtain a pale yellow compound 12d (7.2 g, 64%). MS [M] = 477

[226] **12-E. Synthesis of Compound 12e**

[227] The compound 12d (1.24 g, 2.6 mmol) prepared in the step of 12-D and the compound 9c (1.28 g, 3.1 mmol) prepared in the step of 9-C were dissolved in

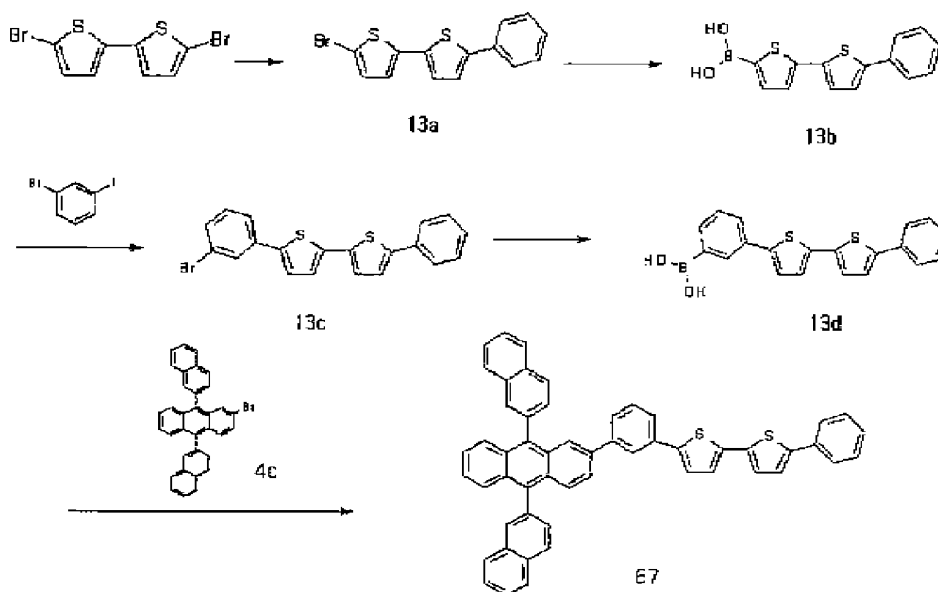
anhydrous THF (70 mL) under a nitrogen atmosphere, and Pd(PPh₃)₄ (0.15 g, 0.13 mmol) and a 2 M aqueous K₂CO₃ solution (20 mL) were added thereto sequentially, and then the mixture was refluxed under stirring for 5 hours. The organic layer of the reaction solution was extracted with ethyl acetate. Water was removed over magnesium sulfate, and the residue was filtered under reduced pressure, concentrated, and then recrystallized with THF and ethanol to obtain a compound 12e (1.4 g, 85%). MS [M+H]⁺ = 632

[228] **12-F. Synthesis of Compound 55**

[229] The compound 12b (5.4 g, 8.5 mmol) prepared in the step of 12-B, the compound 12e (4.9 g, 20.4 mmol) prepared in the step of 12-E, Pd(dba)₂ (0.097 g, 0.17 mmol), P(t-Bu)₃ (0.05 g, 0.255 mmol) and sodium t-butoxide (2.45 g, 25.5 mmol) were added to toluene (100 mL), and the mixture was refluxed for about 5 hours. After completion of the reaction, the mixture was cooled to normal temperature, and the reaction mixture was added to a mixed solution of THF and H₂O. The organic layer was subject to phase separation, dried over MgSO₄, concentrated, and then separated by column chromatography to obtain a compound 55 (7.7 g, 87%). MS [M+H]⁺ = 1042

[230] **Example 13 : Preparation of Compound 67**

[231]



[232] **13-A. Synthesis of Compound 13a**

[233] 5,5'-Dibromo-2,2'-bithiophene (15.43 mmol, 5.0 g), phenyl boronic acid (16.97 mmol, 2.07 g), 2 M potassium carbonate (15 ml), tetrakis(triphenyl phosphine)palladium(0) (0.46 mmol, 0.5 g) and THF (30 ml) were put into a 100-ml round flask, and the mixture was refluxed under stirring for 24 hours. After completion of the reaction, the mixture was cooled to normal temperature, extracted with

chloroform, and washed with water several times. The mixture was dried over magnesium sulfate, and evaporated. The crude product was purified by column chromatography (*n*-hexane), evaporated, and then dried in a vacuum oven to obtain a compound 13a (2.8 g, 56.5%).

[234] **13-B. Synthesis of Compound 13b**

[235] The compound 13a (6.23 mmol, 2.0 g) prepared in the step of 13-A was dissolved in anhydrous THF(50 ml), and a 1.7 M solution of *t*-butyllithium (9.35 mmol, 6.23 ml) was very slowly added thereto at -78°C. One hour later, trimethyl borate (12.46 mmol, 1.4 ml) was added thereto. 30 minutes later, dry ice was removed, and the mixture was reacted at normal temperature for 3 hours. After completion of the reaction, the resultant was quenched with HCl, ethyl ether was added thereto, and the mixture was stirred for about 1 hour. Thus, a solid was generated, and this solid was filtered while washing with pet-ether, and dried in a vacuum oven to obtain a compound 13b (1.08 g, 60.6%).

[236] **13-C. Synthesis of Compound 13c**

[237] 1-Bromo-3-iodobenzene (3.77 mmol, 1.06 g), the compound 13b (3.77 mmol, 1.08 g) prepared in Example 13-B, 2 M potassium carbonate(15 ml), tetrakis(triphenyl phosphine)palladium(0) (0.11 mmol, 0.13 g), and THF(30 ml) were put into a 100-ml round flask, and the mixture was refluxed for 24 hours. After completion of the reaction, the mixture was cooled to normal temperature, extracted with chloroform, and washed with water several times. The mixture was dried over magnesium sulfate, and evaporated. The crude product was purified by column chromatography (*n* - hexane), evaporated, and then dried in a vacuum oven to obtain a compound 13c (1.2 g, 80%).

[238] **13-D. Synthesis of Compound 13d**

[239] The compound 13c (3.01 mmol, 1.2 g) prepared in the step of 13-C was dissolved in 50 ml of anhydrous THF, and a 1.7 M solution of *t*-butyllithium (4.5 mmol, 2.65 ml) was very slowly added thereto at -78°C. One hour later, trimethyl borate (6.02 mmol, 7.3 ml) was added thereto. 30 minutes later, dry ice was removed, and the mixture was reacted at normal temperature for 3 hours. After completion of the reaction, the resultant was quenched with HCl, ethyl ether was added thereto, and the mixture was stirred for about 1 hour. Thus, a solid was generated, and this solid was filtered while washing with pet-ether, and dried in a vacuum oven to obtain a compound 13d (0.76 g, 75%).

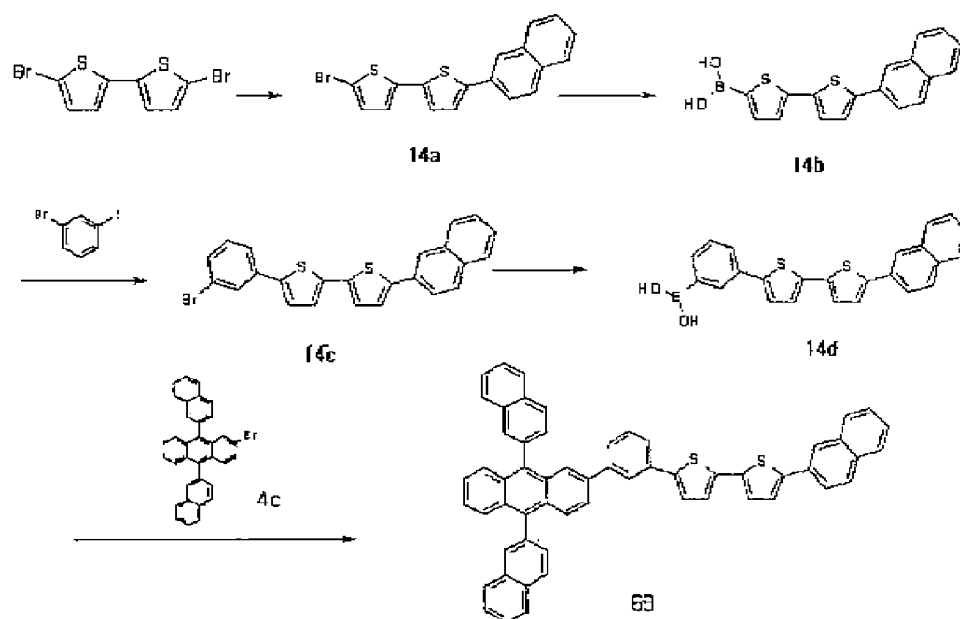
[240] **13-E. Synthesis of Compound 67**

[241] The compound 4c (2.1 mmol, 1.07 g) prepared in the step of 4-C in Example 4, the compound 13d (2.1 mmol, 0.76 g) synthesized in Example 13-d, 2 M potassium carbonate (15 ml), tetrakis(triphenyl phosphine)palladium(0) (0.06 mmol, 0.07 g) and

THF (30 ml) were put into a 100-ml round flask, and the mixture was refluxed for 24 hours. After completion of the reaction, the mixture was cooled to normal temperature, extracted with chloroform, and washed with water several times. The mixture was dried over magnesium sulfate, and evaporated. The crude product was purified by column chromatography (*n*-hexane), evaporated, and then dried in a vacuum oven to obtain a compound 67 (1.11 g, 71%).

[242] **Example 14 : Synthesis of Compound 68**

[243]



[244] **14-A. Synthesis of Compound 14a**

[245] 5,5'-Dibromo-2,2'-bithiophene (15.43 mmol, 5.0 g), 2-naphthalene boronic acid (16.97 mmol, 2.92 g), 2 M potassium carbonate (15 ml), tetrakis(triphenyl phosphine)palladium(0) (0.46 mmol, 0.5 g) and THF (30 ml) were put into a 100-ml round flask, and the mixture was refluxed for 24 hours. After completion of the reaction, the mixture was cooled to normal temperature, extracted with chloroform, and washed with water several times. The mixture was dried over magnesium sulfate, and evaporated. The crude product was purified by column chromatography (*n*-hexane), evaporated, and then dried in a vacuum oven to obtain a compound 14a (4.3 g, 75%).

[246] **14-B. Synthesis of Compound 14b**

[247] The compound 14a (6.23 mmol, 2.3 g) prepared in the step of 14-A was dissolved in anhydrous THF(50 ml), and a 1.7 M solution of *t*-butyllithium (9.35 mmol, 6.23 ml) was very slowly added thereto at -78°C. One hour later, trimethyl borate (12.46 mmol, 1.4 ml) was added thereto. 30 minutes later, dry ice was removed, and the mixture was

reacted at normal temperature for 3 hours. After completion of the reaction, the resultant was quenched with HCl, ethyl ether was added thereto, and the mixture was stirred for about 1 hour. Thus, a solid was generated, and this solid was filtered while washing with pet-ether, and dried in a vacuum oven to obtain a compound 14b (1.42 g, 68%).

[248] **14-C. Synthesis of Compound 14c**

[249] 1-Bromo-3-iodobenzene (3.77 mmol, 1.06 g), the compound 14b (3.77 mmol, 1.27 g) synthesize in Example 14-B, 2 M potassium carbonate(15 ml), tetrakis(triphenyl phosphine)palladium(0) (0.11 mmol, 0.13 g), and THF(30 ml) were put into a 100-ml round flask, and the mixture was refluxed for 24 hours. After completion of the reaction, the mixture was cooled to normal temperature, extracted with chloroform, and washed with water several times. The mixture was dried over magnesium sulfate, and evaporated. The crude product was purified by column chromatography (*n* - hexane), evaporated, and then dried in a vacuum oven to obtain a compound 14c (1.43 g, 85%).

[250] **14-D. Synthesis of Compound 14d**

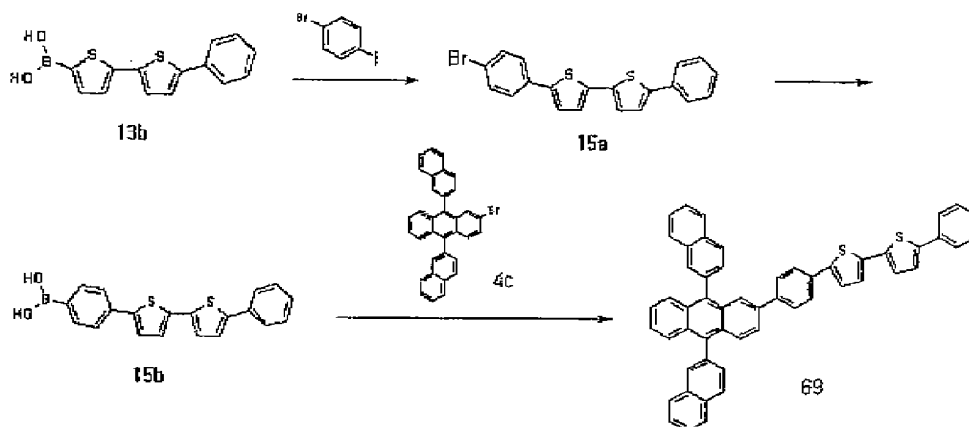
[251] The compound 14c (3.01 mmol, 1.35 g) prepared in the step of 14-C was dissolved in anhydrous THF(50 ml), and a 1.7 M solution of *t*-butyllithium (4.5 mmol, 2.65 ml) was very slowly added thereto at -78°C. One hour later, trimethyl borate (6.02 mmol, 7.3 ml) was added thereto. 30 minutes later, dry ice was removed, and the mixture was reacted at normal temperature for 3 hours. After completion of the reaction, the resultant was quenched with HCl, ethyl ether was added thereto, and the mixture was stirred for about 1 hour. Thus, a solid was generated, and this solid was filtered while washing with pet-ether, and dried in a vacuum oven to obtain a compound 14d (0.98 g, 79%).

[252] **14-E. Synthesis of Compound 68**

[253] The compound 4c (2.1 mmol, 1.07 g) prepared in the step of 4-C in Example 4, the compound 14d (2.1 mmol, 0.86 g), synthesized in Example 14-d, 2 M potassium carbonate (15 ml), tetrakis(triphenyl phosphine)palladium(0) (0.06 mmol, 0.07 g) and THF (30 ml) were put into a 100-ml round flask, and the mixture was refluxed for 24 hours. After completion of the reaction, the mixture was cooled to normal temperature, extracted with chloroform, and washed with water several times. The mixture was dried over magnesium sulfate, and evaporated. The crude product was purified by column chromatography (*n*-hexane), evaporated, and then dried in a vacuum oven. The yield of the resulting powder was 1.26 g (1.58 mmol, 75%).

[254] **Example 15 : Preparation of Compound 69**

[255]



[256] **15-A. Synthesis of Compound 15a**

[257] 1-Bromo-4-iodobenzene (3.77 mmol, 1.06 g), the compound 13b (3.77 mmol, 1.08 g) synthesized in the step of 13-b in Example 13, 2 M potassium carbonate (15 ml), tetrakis(triphenyl phosphine)palladium(0) (0.11 mmol, 0.13 g) and THF (30 ml) were put into a 100-ml round flask, and the mixture was refluxed for 24 hours. After completion of the reaction, the mixture was cooled to normal temperature, extracted with chloroform, and washed with water several times. The mixture was dried over magnesium sulfate, and evaporated. The crude product was purified by column chromatography (*n*-hexane), evaporated, and then dried in a vacuum oven to obtain a compound 15a (1.23 g, 82%).

[258] **15-B. Synthesis of Compound 15b**

[259] The compound 15a (3.01 mmol, 1.2 g) prepared in Example 15-A was dissolved in anhydrous THF (50 ml), and a 1.7 M solution of *t*-butyllithium (4.5 mmol, 2.65 ml) was very slowly added thereto at -78°C. One hour later, trimethyl borate (6.02 mmol, 7.3 ml) was added thereto. 30 minutes later, dry ice was removed, and the mixture was reacted at normal temperature for 3 hours. After completion of the reaction, the resultant was quenched with HCl, ethyl ether was added thereto, and the mixture was stirred for about 1 hour. Thus, a solid was generated, and this solid was filtered while washing with pet-ether, and dried in a vacuum oven to obtain a compound 15b (0.87 g, 80%).

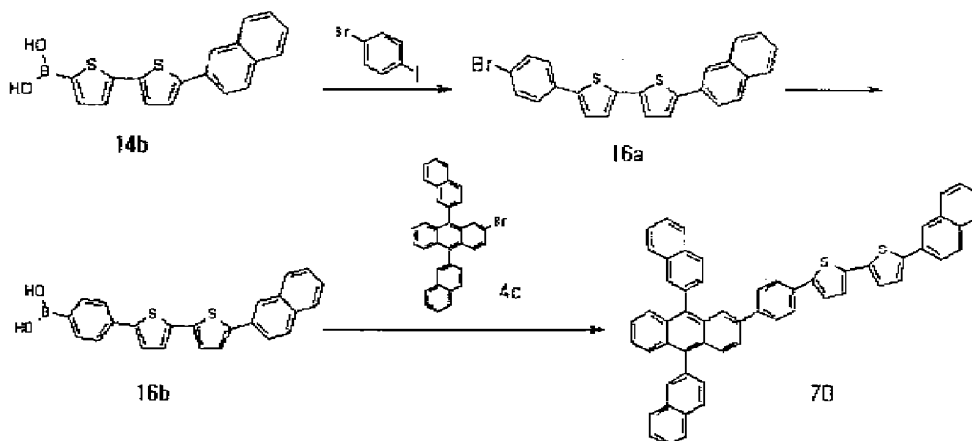
[260] **15-C. Synthesis of Compound 69**

[261] The compound 4c (2.1 mmol, 1.07 g) synthesized in the step of 4-C in Example 4, the compound 15b (2.1 mmol, 0.76 g) synthesized in Example 15-B, 2M potassium carbonate (15 ml), tetrakis(triphenyl phosphine)palladium(0) (0.06 mmol, 0.07 g), and THF (30 ml) were put into a 100-ml round flask, and the mixture was refluxed for 24 hours. After completion of the reaction, the mixture was cooled to normal temperature, extracted with chloroform, and washed with water several times. The mixture was dried over magnesium sulfate, and evaporated. The crude product was purified by

column chromatography (*n*-hexane), evaporated, and then dried in a vacuum oven to obtain a compound 69 (1.23 g, 79%).

[262] **Example 16 : Synthesis of Compound 70**

[263]



[264] **16-A. Synthesis of Compound 16a**

[265] 1-Bromo-4-iodobenzene (3.77 mmol, 1.06 g), the compound 14b (3.77 mmol, 1.27 g) synthesized in the step of 14-b in Example 14, 2 M potassium carbonate (15 ml), tetrakis(triphenyl phosphine)palladium(0) (0.11 mmol, 0.13 g) and THF (30 ml) were put into a 100-ml round flask, and the mixture was refluxed for 24 hours. After completion of the reaction, the mixture was cooled to normal temperature, extracted with chloroform, and washed with water several times. The mixture was dried over magnesium sulfate, and evaporated. The crude product was purified by column chromatography (*n*-hexane), evaporated, and then dried in a vacuum oven to obtain a compound 16a (1.47 g, 87%).

[266] **16-B. Synthesis of Compound 16b**

[267] The compound 16a (3.01 mmol, 1.35 g) prepared in Example 16-A was dissolved in anhydrous THF(50 ml), and a 1.7 M solution of *t*-butyllithium (4.5 mmol, 2.65 ml) was very slowly added thereto at -78°C. One hour later, trimethyl borate (6.02 mmol, 7.3 ml) was added thereto. 30 minutes later, dry ice was removed, and the mixture was reacted at normal temperature for 3 hours. After completion of the reaction, the resultant was quenched with HCl, ethyl ether was added thereto, and the mixture was stirred for about 1 hour. Thus, a solid was generated, and this solid was filtered while washing with pet-ether, and dried in a vacuum oven to obtain a compound 16b (1.01 g, 82%).

[268] **16-C. Synthesis of Compound 70**

[269] The compound 4c (2.1 mmol, 1.07 g) prepared in the step of 4-C in Example 4, the compound 16b (2.1 mmol, 0.86 g) prepared in Example 16-b, 2 M potassium

carbonate(15 ml), tetrakis(triphenyl phosphine)palladium(0) (0.06 mmol, 0.07 g), and THF(30 ml) were put into a 100-ml round flask, and the mixture was refluxed for 24 hours. After completion of the reaction, the mixture was cooled to normal temperature, extracted with chloroform, and washed with water several times. The mixture was dried over magnesium sulfate, and evaporated. The crude product was purified by column chromatography (*n*-hexane), evaporated, and then dried in a vacuum oven to obtain a compound 70 (1.42 g, 85%).

[270] **Experimental Example 1 to 4**

[271] A glass substrate (Corning 7059 glass) on which a thin film of ITO (indium tin oxide) was coated to a thickness of 1000 Å was immersed in distilled water having a detergent dissolved therein to wash the substrate with ultrasonic waves. The detergent as used herein was a product commercially available from Fisher Co. and the distilled water was one which had been twice filtered by using a filter commercially available from Millipore Co. ITO was washed for 30 minutes, and then washing with ultrasonic waves was repeated twice for 10 minutes by using distilled water. After the completion of washing with distilled water, washing with ultrasonic waves was carried out by using isopropyl alcohol, acetone and methanol in this order as the solvents, followed by drying.

[272] On the ITO electrode,
3,6-bis-2-naphthylphenylamino-N-[4-(2-naphthylphenyl)aminophenyl]carbazole (800 Å), 4,4'-bis[N-(1-naphthyl)-N-phenyl amino]biphenyl (NPB) (300 Å, host material (300 Å) as described in the following Table 2), and 9,10-bis-2-naphthyl-2-[4-(N-phenylbenzimidazolyl)phenyl]anthracene (300 Å) were sequentially coated by thermal vacuum deposition to sequentially form a hole injecting layer, a hole transporting layer, a light emitting layer, and an electron transporting layer. In the light emitting layer, as the dopant material, a styrylamine compound (D1) and a compound (D2) were used.

[273] Lithium fluoride (LiF) and aluminum were sequentially deposited on the electron transporting layer to thicknesses of 12 Å and 2000 Å respectively, to form a cathode, thereby obtaining an organic light emitting device.

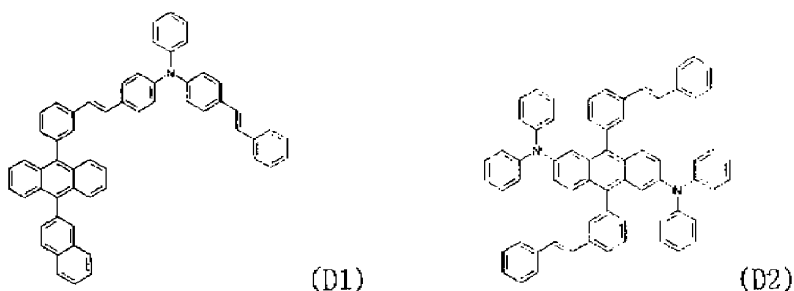
[274] In the above process, the deposition rate of the organic material was maintained at 0.4 to 0.7 Å/sec and the deposition rate of lithium fluoride was maintained at 0.3 Å/sec and the deposition rate of aluminum was maintained at 2 Å/sec, respectively. The degree of vacuum upon deposition was maintained at 2×10^{-7} to 5×10^{-8} torr.

[275] Table 2

Experimental Example No.	Host material	Dopant Material	Doping Concentration(wt%)

1	Compound 5	None	0
2	Compound 5	D1	8
3	Compound 7	D1	8
4	Compound 14	D2	4

[276]



[277] In Experimental Example 1, when a forward electric field of 6 V was applied to the device as prepared above, 1700 nit of blue light emission was observed. When the current was applied to the devices prepared in Experimental Examples 2 to 4, the results as shown in the following Table 3 were obtained.

[278] Table 3

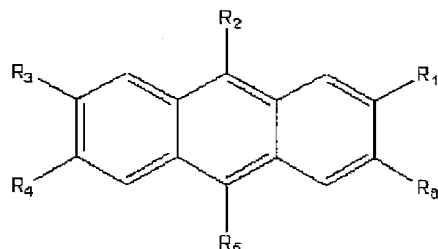
Experi- mental Examp le No.	Host material	Dopan t materi al	Doping con- centration(w t%)	Voltag e(V)	Current efficiency(cd/A)	Luminous efficiency(l m/W)	Color coordinate (x, y)
2	Compoun d 5	D1	8	8.2	3.4	1.4	(0.148, 0.133)
3	Compoun d 7	D1	8	7.9	4.0	1.5	(0.147, 0.120)
4	Compoun d 14	D2	4	8.0	19.4	7.7	(0.321, 0.631)

[279]

Claims

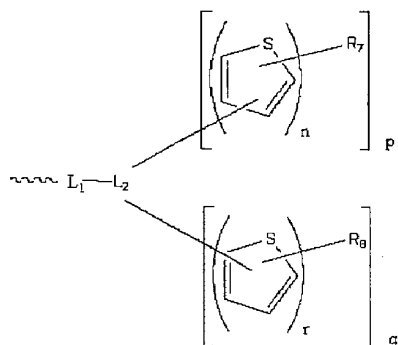
[1] A compound represented by the following formula 1:

[Formula 1]



wherein R₁ to R₆ may be identical to or different from each other, and at least one thereof is represented by the following formula 2:

[Formula 2]



wherein n and p are each integers of 1 to 10, and q and r are each integers of 0 to 10,

L₁ is a direct bond, or a substituted or unsubstituted C₅ to C₂₀ aryl group, or a substituted or unsubstituted C₅ to C₂₀ heterocyclic group,

L₂ is a C₅ to C₂₀ aryl group, and

R₁ to R₆, which are not represented by the formula 2, in the formula 1, and R₇ and R₈ in the formula 2 are each independently the identical or different substituents, and each selected from the group consisting of hydrogen; halogen; hydroxyl; mercapto; cyano; nitro; carbonyl; carboxyl; formyl; substituted or unsubstituted C₁-C₂₀ alkyl; substituted or unsubstituted C₂-C₁₀ alkenyl; substituted or unsubstituted C₂-C₇ alkynyl; substituted or unsubstituted C₆-C₃₂ aryl; substituted or unsubstituted heteroaryl; substituted or unsubstituted C₃-C₇ cycloalkyl in which a carbon atom in the ring may be substituted by an oxygen, nitrogen, or sulfur atom; C₄-C₇ cycloalkenyl in which a carbon atom in the ring may be substituted by an oxygen, nitrogen, or sulfur atom; substituted or unsubstituted C₁-C₂₀ alkoxy; substituted or unsubstituted C₂-C₁₀ alkenyloxy;

substituted or unsubstituted C₂-C₇ alkynyloxy; substituted or unsubstituted aryloxy; substituted or unsubstituted C₁-C₂₀ alkylamine; substituted or unsubstituted C₂-C₁₀ alkenylamine; substituted or unsubstituted C₂-C₇ alkynylamine; substituted or unsubstituted arylamine; substituted or unsubstituted alkylarylamine; substituted or unsubstituted C₁-C₂₀ alkylsilyl; substituted or unsubstituted C₂-C₁₀ alkenylsilyl; substituted or unsubstituted C₂-C₇ alkynylsilyl; substituted or unsubstituted arylsilyl; substituted or unsubstituted alkylarylsilyl; substituted or unsubstituted C₁-C₂₀ alkylboranyl; substituted or unsubstituted C₂-C₁₀ alkenylboranyl; substituted or unsubstituted C₂-C₇ alkynylboranyl; substituted or unsubstituted arylboranyl; substituted or unsubstituted alkylarylboranyl; substituted or unsubstituted C₁-C₂₀ alkylthio; substituted or unsubstituted C₂-C₁₀ alkenylthio; substituted or unsubstituted C₂-C₇ alkynylthio; and substituted or unsubstituted arylthio groups.

[2] The compound according to claim 1, wherein R₁ to R₆, which are not represented by the formula 2, in the formula 1, and R₇ and R₈ in the formula 2 are each independently the identical or different substituents, and each can be selected from the group consisting of hydrogen, cyano, nitro, substituted or unsubstituted C₁-C₂₀ alkyl, substituted or unsubstituted C₂-C₁₀ alkenyl, substituted or unsubstituted C₃-C₇ cycloalkyl, substituted or unsubstituted C₄-C₇ cycloalkenyl, substituted or unsubstituted C₆-C₃₂ aryl, substituted or unsubstituted heteroaryl, substituted or unsubstituted C₁-C₂₀ alkoxy, substituted or unsubstituted aryloxy, substituted or unsubstituted C₁-C₂₀ alkylamine, substituted or unsubstituted arylamine, substituted or unsubstituted alkylarylamine, substituted or unsubstituted C₁-C₂₀ alkylsilyl; substituted or unsubstituted C₁-C₂₀ alkylboranyl, substituted or unsubstituted arylboranyl, substituted or unsubstituted alkylarylboranyl, substituted or unsubstituted C₁-C₂₀ alkylthio, and substituted or unsubstituted arylthio groups.

[3] The compound according to claim 1, wherein R₁ to R₆, which are not represented by the formula 2, in the formula 1, and R₇ and R₈ in the formula 2 are each independently mono- or poly-substituted with the identical or different substituents selected from the group consisting of:

halogen, hydroxyl, mercapto, cyano, nitro, amino, carbonyl, carboxyl, formyl, C₁-C₂₀ alkyl, C₂-C₁₀ alkenyl, C₂-C₇ alkynyl, aryl, heteroaryl, C₃-C₇ cycloalkyl, a saturated or unsaturated 3- to 7-membered heterocyclic ring, acryl, C₁-C₂₀ alkoxy, C₂-C₁₀ alkenyloxy, C₂-C₇ alkynyloxy, C₁-C₂₀ alkylamine, C₂-C₁₀ alkenylamine, C₂-C₇ alkynylamine, arylamine, alkylarylamine, C₁-C₂₀ alkylsilyl, C₂-C₁₀ alkenylsilyl, C₂-C₇ alkynylsilyl, alkoxysilyl, arylsilyl, alkylarylsilyl, C₁-C₂₀ alkylboranyl, C₂-C₁₀ alkenylboranyl, C₂-C₇ alkynylboranyl, arylboranyl, alky-

larylboranyl, C₁-C₂₀ alkylthio, C₂-C₁₀ alkenylthio, C₂-C₇ alkynylthio, and arylthio groups.

- [4] The compound according to claim 1, wherein R₁ to R₆, which are not represented by the formula 2, in the formula 1, and R₇ and R₈ in the formula 2 are each independently mono- or poly-substituted with the identical or different substituents selected from the group consisting of:

cyano, nitro, formyl, methyl, ethyl, propyl, phenyl, naphthyl, biphenyl, anthracenyl, imidazolyl, thiazolyl, oxazolyl, thiophenyl, pyridyl, pyrimidyl, pyrrolyl, cyclobutenyl, cyclopentenyl, methoxy, ethoxy, propoxy, phenoxy, naphthoxy, methylamine, ethylamine, propylamine, phenylamine, naphthylamine, methylphenylamine, ethylphenylamine, ethylnaphthylamine, dimethylboranyl, diethylboranyl, dipropylboranyl, diphenylboranyl, dinaphthylboranyl, phenyl naphthylboranyl, phenyl methylboranyl, naphthylmethylboranyl, naphthylethylboranyl, trimethylsilyl, triethylsilyl, tripropylsilyl, triphenyl silyl, trinaphthylsilyl, dimethylphenyl silyl, diethylphenyl silyl, diphenyl methylsilyl, methylthio, ethylthio, propylthio, butylthio, phenylthio and naphthylthio groups.

- [5] The compound according to claim 1, wherein the substituted or unsubstituted C₃-C₇ cycloalkyl in which a carbon atom in the ring may be substituted by an oxygen, nitrogen, or sulfur atom, or the C₄-C₇ cycloalkenyl in which a carbon atom in the ring may be substituted by an oxygen, nitrogen, or sulfur atom, is a 5- or 6-membered substituted or unsubstituted, saturated and unsaturated ring.

- [6] The compound according to claim 1, wherein R₁ to R₆, which are not represented by the formula 2, in the formula 1, and R₇ and R₈ in the formula 2 are each independently the identical or different substituent, and each can be selected from the group consisting of methyl, ethyl, propyl, butyl, isopropyl, n-butyl, t-butyl, isobutyl, n-pentyl, neo-pentyl, n-hexyl, ethenyl, propenyl, butenyl, pentenyl, hexenyl, 2-methyl-ethenyl, 2-methyl-propenyl, 2-methyl-butenyl, 2-methyl-pentenyl, 2-methyl-hexenyl, imidazolyl, thiazolyl, oxazolyl, thiophenyl, pyridyl, pyrimidyl, pyrrolyl, 2-methylimidazolyl, 2-methylthiazolyl, 2-methyloxazolyl, phenyl, naphthyl, anthracenyl, biphenyl, terphenyl, double spiro, tetracenyl, 3-methyl-phenyl, 4-methyl-naphthyl, 9-methyl-anthracenyl, 4-methyl-tetracenyl, 2-methyl-imidazolyl, 2-methyl-oxazolyl, 2-methyl-thiazolyl, 2-methyl-furanyl, 2-methyl-thiophenyl, 2-methyl-pyrazolyl, 2-methyl-pyridyl, 2-methyl-pyrimidinyl, methoxy, ethoxy, propoxy, butoxy, pentoxy, hexoxy, isopropoxy, isobutoxy, t-butoxy, neo-pentoxy, phenoxy, naphthoxy, biphenoxy, 3-methyl-phenoxy, 4-methyl-naphthoxy, 2-methyl-biphenoxy, methylamine, ethylamine, propylamine, butylamine,

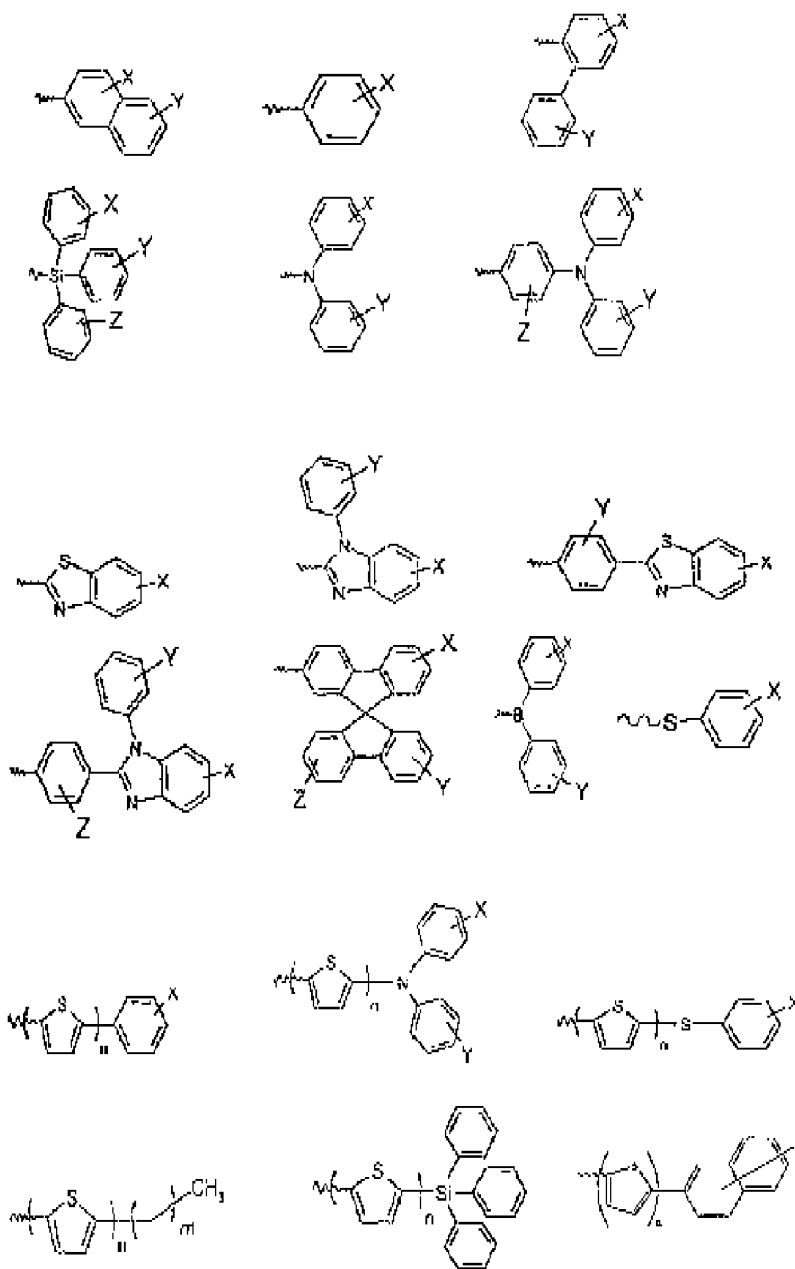
pentylamine, hexylamine, heptylamine, isopropylamine, isobutylamine, t-butylamine, 2-pentylamine, neo-pentylamine, phenylamine, naphthylamine, biphenylamine, anthracenylamine, 3-methyl-phenylamine, 4-methyl-naphthylamine, 2-methyl-biphenylamine, 9-methyl-anthracenylamine, phenyl methylamine, phenyl ethylamine, naphthylmethylamine, naphthylethylamine, biphenyl methylamine, 3-methyl-phenyl methylamine, phenyl isopropylamine, naphthylisopropylamine, naphthylisobutylamine, biphenyl isopropylamine, trimethylsilyl, triethylsilyl, tributylsilyl, tri(isopropyl)silyl, tri(isobutyl)silyl, tri(t-butyl)silyl, tri(2-butyl)silyl, triphenyl silyl, trinaphthylsilyl, tribiphenyl silyl, tri(3-methylphenyl)silyl, tri(4-methylnaphthyl)silyl, tri(2-methylbiphenyl)silyl, phenyl methylsilyl, phenyl ethylsilyl, naphthylmethylsilyl, naphthylethylsilyl, biphenyl methylsilyl, 3-methyl-phenyl methylsilyl, phenyl isopropylsilyl, naphthylisopropylsilyl, naphthylisobutylsilyl, biphenyl isopropylsilyl, dimethylboranyl, diethylboranyl, dipropylamine, dibutylamine, dipentylamine, diisopropylboranyl, diisobutylboranyl, di(t-butyl)boranyl, isopropylisobutylamine, diphenylboranyl, dinaphthylboranyl, dibiphenylboranyl, di(3-methylphenyl)boranyl, di(4-methylnaphthyl)boranyl, di(2-methylbiphenyl)boranyl, phenyl methylboranyl, phenyl ethylboranyl, naphthylmethylboranyl, naphthylethylboranyl, biphenyl methylboranyl, 3-methyl-phenyl methylboranyl, phenyl isopropylboranyl, methylthio, ethylthio, propylthio, butylthio, pentylthio, hexylthio, tri(isopropyl)thio, tri(isobutyl)thio, tri(t-butyl)thio, tri(2-butyl)thio, phenylthio, naphthylthio, biphenylthio, (3-methylphenyl)thio, (4-methylnaphthyl)thio and (2-methylbiphenyl)thio groups.

- [7] The compound according to claim 1, wherein R_1 to R_6 , which are not represented by the formula 2, in the formula 1, and R_7 and R_8 in the formula 2 are each independently the identical or different substituent, and each can be selected from the group consisting of methyl, ethyl, isopropyl, t-butyl, ethenyl, propenyl, 2-methyl-ethenyl, 2-methyl-propenyl, imidazolyl, thiazolyl, oxazolyl, 2-methylimidazolyl, 2-methylthiazolyl, 2-methyloxazolyl, phenyl, naphthyl, biphenyl, anthracenyl, terphenyl, 3-methyl-phenyl, 4-methyl-naphthyl, methoxy, ethoxy, isopropoxy, isobutoxy, phenoxy, naphthoxy, 3-methyl-phenoxy, 4-methyl-naphthoxy, methylamine, ethylamine, isopropylamine, isobutylamine, t-butylamine, phenylamine, naphthylamine, 3-methyl-phenylamine, 4-methyl-naphthylamine, phenyl methylamine, phenyl ethylamine, naphthylmethylamine, 3-methyl-phenyl methylamine, phenyl isopropylamine, trimethylsilyl, triethylsilyl, tri(isopropyl)silyl, tri(isobutyl)silyl, triphenyl silyl, trinaphthylsilyl, tri(3-methylphenyl)silyl, tri(4-methylnaphthyl)silyl, phenyl

methylsilyl, phenyl ethylsilyl, 3-methyl-phenyl methylsilyl, phenyl isopropylsilyl, dimethylboranyl, diethylboranyl, diisopropylboranyl, diisobutylboranyl, diphenylboranyl, dinaphthylboranyl, di(3-methylphenyl)boranyl, di(4-methylnaphthyl)boranyl, phenyl methylboranyl, phenyl ethylboranyl, 3-methyl-phenyl methylboranyl, phenyl isopropylboranyl, methylthio, ethylthio, tri(isopropyl)thio, tri(isobutyl)thio, phenylthio, naphthylthio, (3-methylphenyl)thio and (4-methylnaphthyl)thio groups.

- [8] The compound according to claim 1, wherein R_1 to R_6 , which are not represented by the formula 2, in the formula 1, and R_7 and R_8 in the formula 2 are each independently the identical or different substituent, and each can be selected from the group consisting of substituted or unsubstituted phenyl, substituted or unsubstituted naphthyl, substituted or unsubstituted biphenyl, substituted or unsubstituted terphenyl, and substituted or unsubstituted anthracenyl groups.
- [9] The compound according to claim 8, wherein the substituted phenyl, naphthyl, biphenyl, terphenyl and anthracenyl are substituted with at least one selected from the group consisting of cyano, nitro, formyl, substituted or unsubstituted C_1 - C_{20} alkyl, aryl, heteroaryl, C_4 - C_7 cycloalkenyl, substituted or unsubstituted C_1 - C_{20} alkoxy, aryloxy, C_1 - C_{20} alkylamine, arylamine, alkylarylamine, C_1 - C_{20} silyl, arylsilyl, alkylarylsilyl, C_1 - C_{20} alkylboranyl, arylboranyl, alkylarylboranyl, C_1 - C_{20} alkylthio and arylthio groups.
- [10] The compound according to claim 1, wherein at least one of R2 and R5 in the formula 1 is a group represented by the formula 2.
- [11] The compound according to claim 10, wherein R2 and R5 in the formula 1 are the same substituents represented by the formula 2.
- [12] The compound according to claim 10, wherein R2 and R5 in the formula 1 are the different substituents represented by the formula 2, and one of R2 and R5 is a substituent represented by the formula 2 with L1 being a direct bond, phenyl, naphthyl or carbazole.
- [13] The compound according to claim 1, wherein at least one of R1, R3, R4 and R6 in the formula 1 is a group represented by the formula 2.
- [14] The compound according to claim 13, wherein in the formula 1, one of R1 and R6 and one of R3 and R4 are the same substituents represented by the formula 2.
- [15] The compound according to claim 13, wherein in the formula 1, one of R1 and R6 and one of R3 and R4 are the different substituents represented by the formula 2, and one among them is a substituent represented by the formula 2 with L1 being a direct bond, phenyl, naphthyl or carbazole.
- [16] The compound according to claim 1, wherein at least one of R_1 to R_6 is represented by the formula 2, and the remaining R_1 to R_6 can be selected from the

group consisting of:



wherein X, Y and Z are each independently the identical or different substituents and each ring moiety to which X, Y or Z can be attached can be substituted with one or more of the identical or different substituents, such as X, Y and Z, and X, Y and Z are each independently selected from the group consisting of cyano, nitro, formyl, substituted or unsubstituted C_1-C_{20} alkyl, aryl, heteroaryl, C_4-C_7 cycloalkenyl, substituted or unsubstituted C_1-C_{20} alkoxy, aryloxy, C_1-C_{20} alkylamine, arylamine, alkylarylamine, C_1-C_{20} silyl, arylsilyl, alkylarylsilyl, C_1-C_{20} alkylboranyl, arylboranyl, alkylarylboryl, C_1-C_{20} alkylthio and arylthio. The compound according to claim 16, wherein X, Y and Z are each inde-

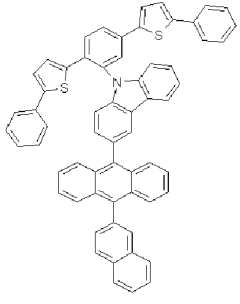
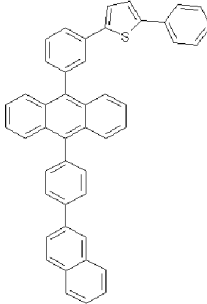
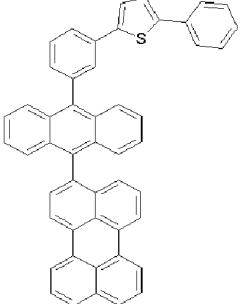
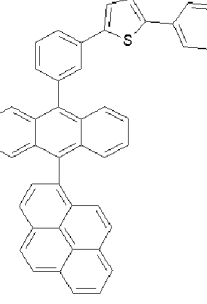
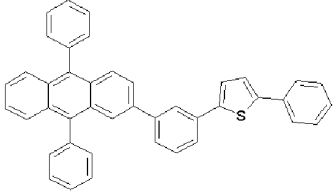
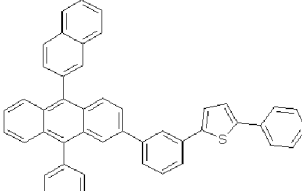
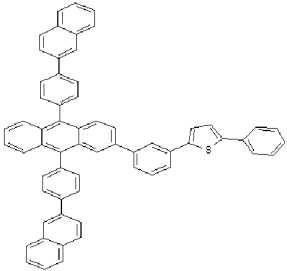
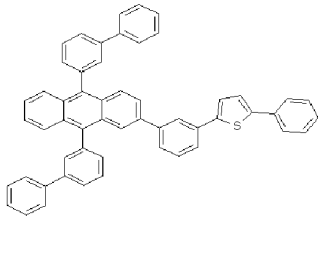
[17]

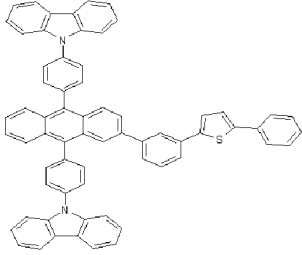
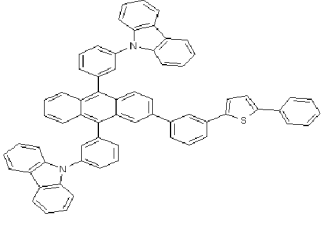
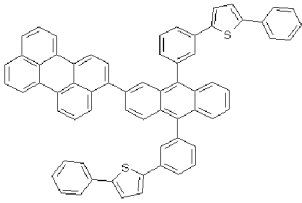
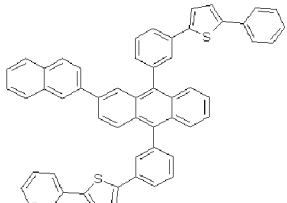
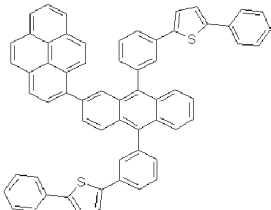
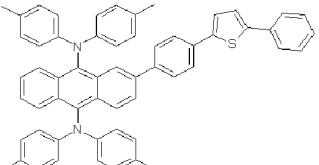
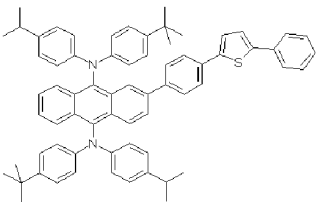
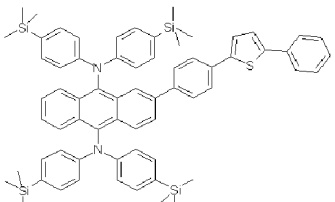
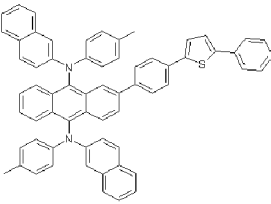
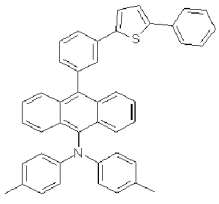
pendently selected from the group consisting of cyano, nitro, methyl, ethyl, isopropyl, t-butyl, methoxy, ethoxy, propoxy, methylthio, imidazolyl, pyridyl, thiazolyl, oxazolyl, furanyl, thiophenyl, pyrrolyl, pyridyl and pyrimidyl.

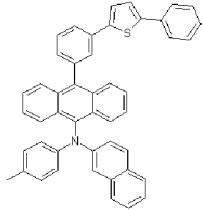
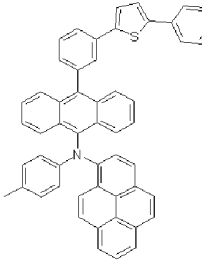
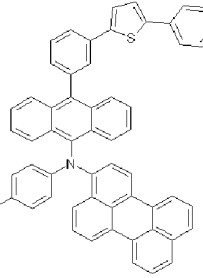
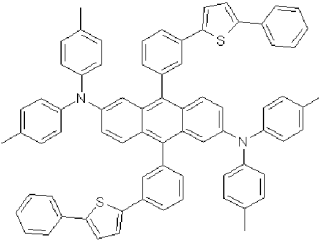
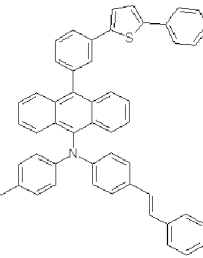
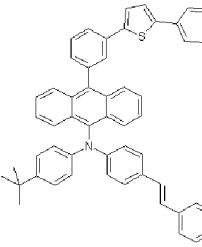
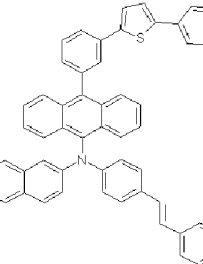
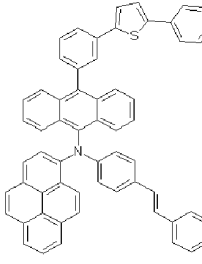
[18] The compound according to claim 1, wherein in the formula 2, L_1 is a direct bond, or phenyl, naphthyl or carbazole, and L_2 is phenyl, naphthyl or anthracenyl.

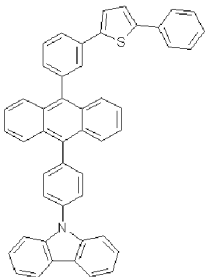
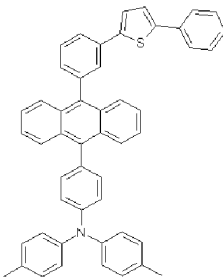
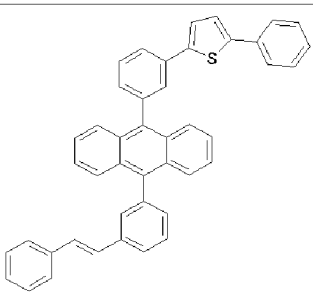
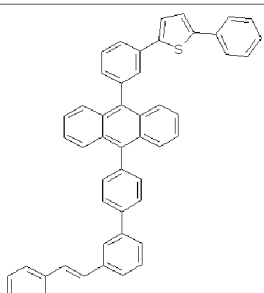
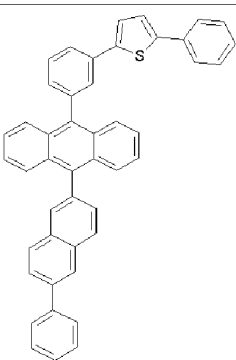
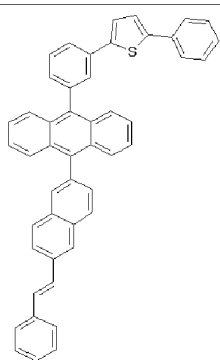
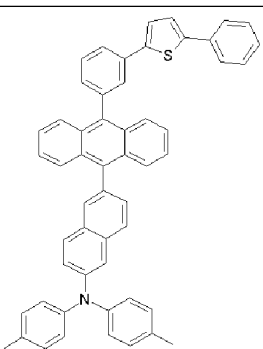
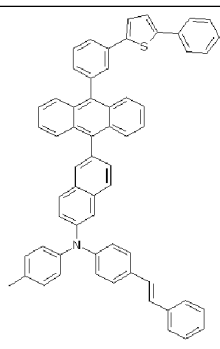
[19] The compound according to claim 1, wherein the compound is selected from the group consisting of:

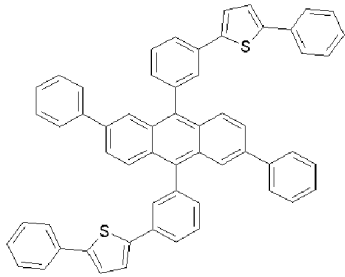
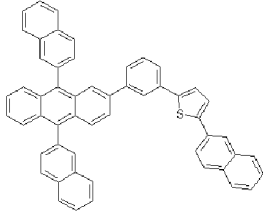
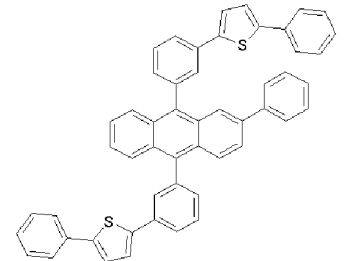
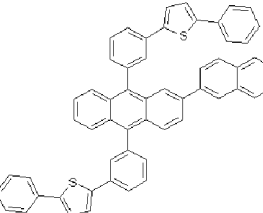
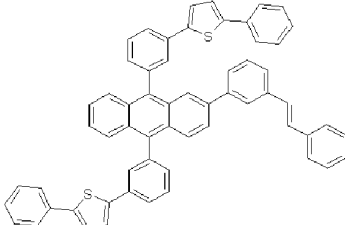
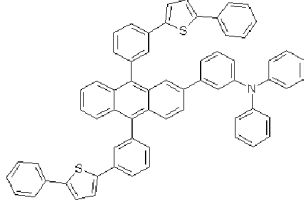
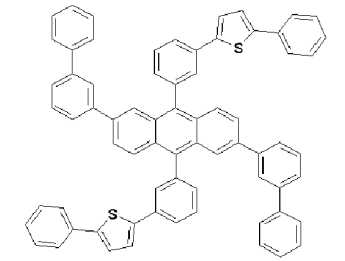
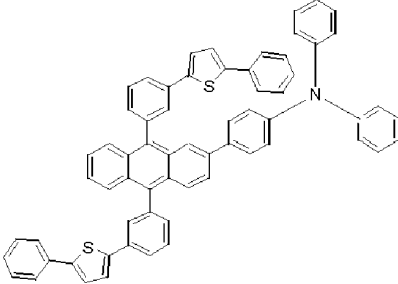
Compound	Structural Formula	Compound	Structural Formula
1		2	
3		4	
5		6	
7		8	

9		10	
11		12	
13		14	
15		16	

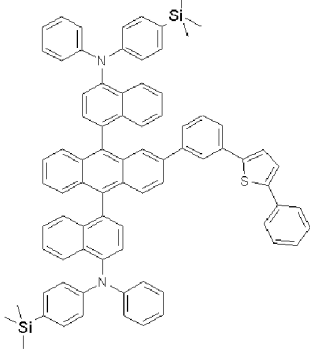
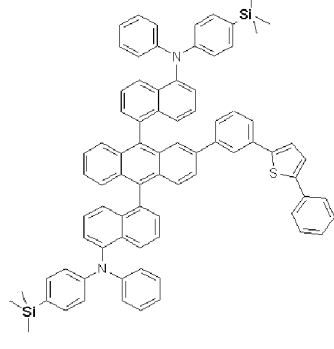
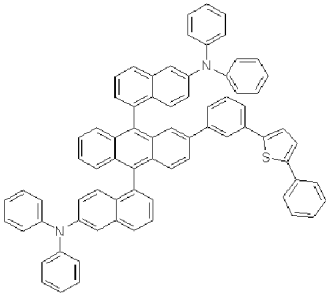
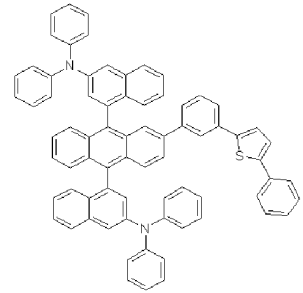
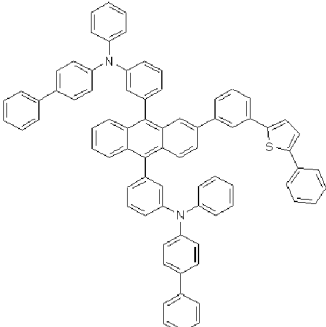
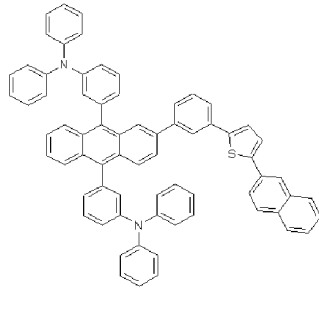
17		18	
19		20	
21		22	
23		24	
25		26	

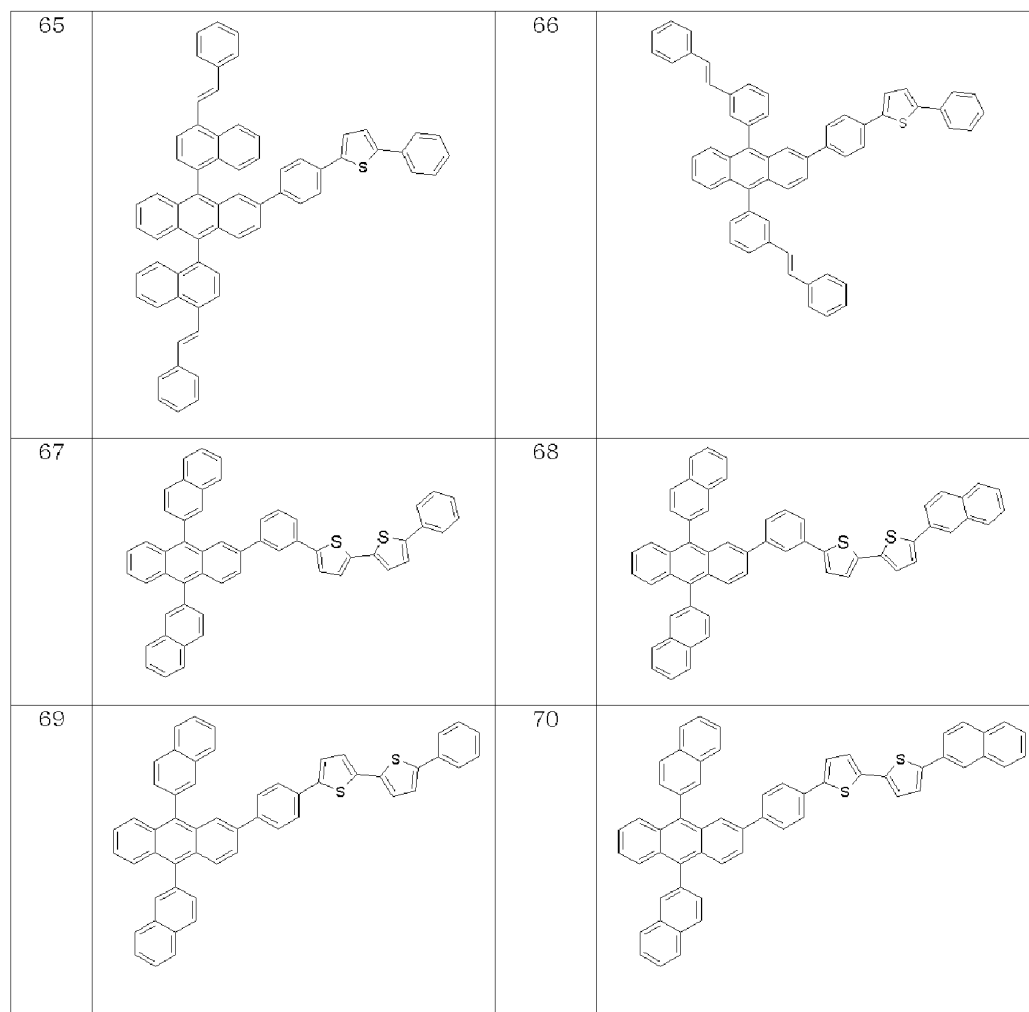
27		28	
29		30	
31		32	
33		34	

35		36	
37		38	
39		40	
41		42	

43		44	
45		46	
47		48	
49		50	

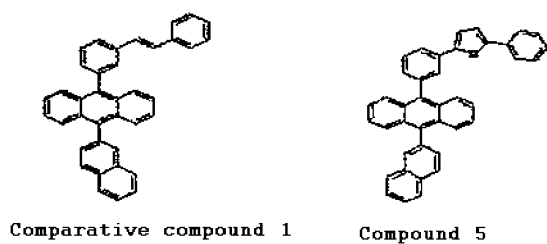
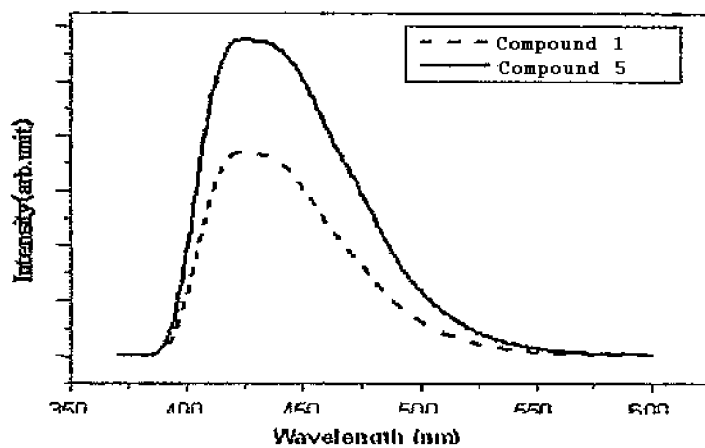
51		52	
53		54	
55		56	
57		58	

59		60	
61		62	
63		64	

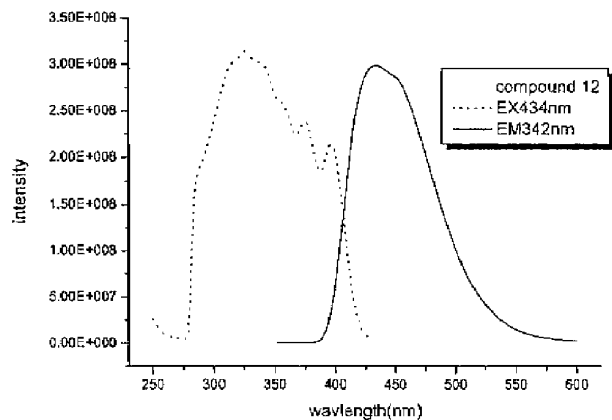


- [20] An organic light emitting device comprising a first electrode, a second electrode, and at least one organic material layer interposed between the first electrode and the second electrode, wherein at least one layer of the organic material layers comprises the compound according to claim 1.
- [21] The organic light emitting device according to claim 20, wherein the organic material layers include a light emitting layer, and the light emitting layer comprises the compound according to claim 1.
- [22] The organic light emitting device according to claim 20, wherein the organic material layers include at least one selected from the group consisting of a hole injecting layer, a hole transporting layer, and an electron transporting layer.

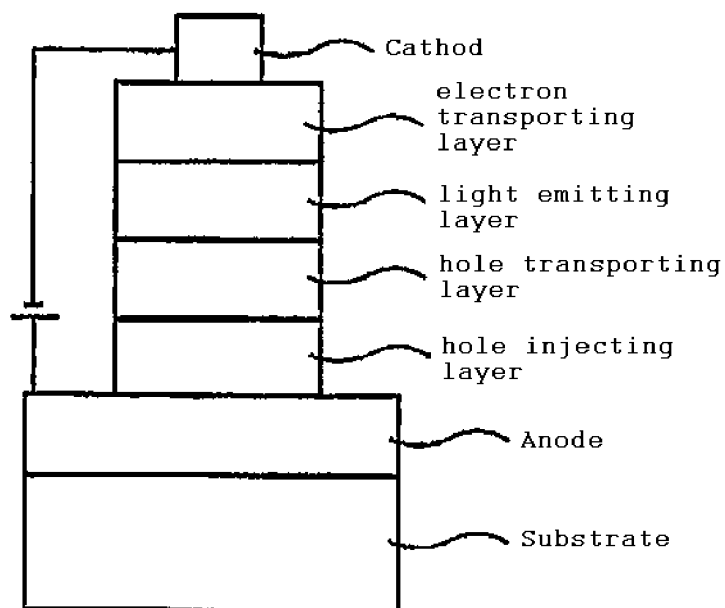
[Fig. 1]



[Fig. 2]





[Fig. 3]



INTERNATIONAL SEARCH REPORT

International application No.
PCT/KR2007/000229

A. CLASSIFICATION OF SUBJECT MATTER		
<i>C09K 11/06(2006.01)i</i>		
According to International Patent Classification (IPC) or to both national classification and IPC		
B. FIELDS SEARCHED		
Minimum documentation searched (classification system followed by classification symbols) IPC8 C09K, H05B		
Documentation searched other than minimum documentation to the extent that such documents are included in the fields searched		
Electronic data base consulted during the international search (name of data base and, where practicable, search terms used) eKIPASS, USPAT, PAJ, CA(STN)		
C. DOCUMENTS CONSIDERED TO BE RELEVANT		
Category*	Citation of document, with indication, where appropriate, of the relevant passages	Relevant to claim No.
A	JP 2004-224723 A (MITSUI CHEMICALS INC) 12 August 2004 See abstract, claims, formula(1)	1-22
A	JP 2004-67528 A (IDEMITSU KOSAN CO., LTD) 04 March 2004 See abstract, claims, formula(1)	1-22
A	US 6534199 B1 (HOSOKAWA et al.) 18 March 2003 See the whole document	1-22
A	US 6165383 A (CHOU) 26 December 2000 See the whole document	1-22
A	JP 2005-8559 A (MITSUI CHEMICALS INC) 13 January 2005 See the whole document	1-22
<input type="checkbox"/> Further documents are listed in the continuation of Box C. <input checked="" type="checkbox"/> See patent family annex.		
* Special categories of cited documents: "A" document defining the general state of the art which is not considered to be of particular relevance "E" earlier application or patent but published on or after the international filing date "L" document which may throw doubts on priority claim(s) or which is cited to establish the publication date of citation or other special reason (as specified) "O" document referring to an oral disclosure, use, exhibition or other means "P" document published prior to the international filing date but later than the priority date claimed "T" later document published after the international filing date or priority date and not in conflict with the application but cited to understand the principle or theory underlying the invention "X" document of particular relevance; the claimed invention cannot be considered novel or cannot be considered to involve an inventive step when the document is taken alone "Y" document of particular relevance; the claimed invention cannot be considered to involve an inventive step when the document is combined with one or more other such documents, such combination being obvious to a person skilled in the art "&" document member of the same patent family		
Date of the actual completion of the international search 18 APRIL 2007 (18.04.2007)		Date of mailing of the international search report 18 APRIL 2007 (18.04.2007)
Name and mailing address of the ISA/KR  Korean Intellectual Property Office 920 Dunsan-dong, Seo-gu, Daejeon 302-701, Republic of Korea Facsimile No. 82-42-472-7140		Authorized officer SOHN, Chang Ho Telephone No. 82-42-481-8398 

INTERNATIONAL SEARCH REPORT

Information on patent family members

International application No.

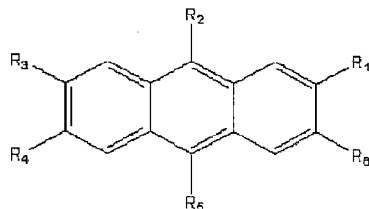
PCT/KR2007/000229

Patent document cited in search report	Publication date	Patent family member(s)	Publication date
JP 2004224723A	12.08.2004	None	
JP16067528	04.03.2004	CN1675148A EP01533289A1 KR2005025195A WO2004013073A1	28.09.2005 25.05.2005 11.03.2005 12.02.2004
US06534199	18.03.2003	CN1208422C CN1322232 EP1167488A1 EP1167488A4 JP2006287248A2 JPW001/021729 KR1020010080488 KR1020050100708 TW474113A US6534199BA WO0121729A1	29.06.2005 14.11.2001 02.01.2002 07.09.2005 19.10.2006 29.03.2001 22.08.2001 19.10.2005 21.01.2002 18.03.2003 29.03.2001
US06165383	26.12.2000	JP12299188 US6361885BA	24.10.2000 26.03.2002
JP2005008559A	13.01.2005	None	

Box No. IV Text of the abstract (Continuation of item 5 of the first sheet)

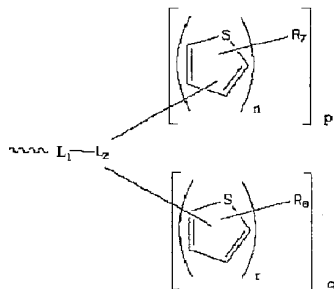
The present invention provides a compound represented by the following formula 1; and an organic light emitting device using the same.

[Formula 1]



wherein R_1 to R_6 may be identical to or different from each other, and at least one thereof is represented by the following formula 2:

[Formula 2]



专利名称(译)	发光材料和使用其的有机发光器件		
公开(公告)号	EP1971664A4	公开(公告)日	2011-04-06
申请号	EP2007700956	申请日	2007-01-12
[标]申请(专利权)人(译)	乐金化学股份有限公司		
申请(专利权)人(译)	LG化学有限公司.		
当前申请(专利权)人(译)	LG化学有限公司.		
[标]发明人	KIM KONG KYEOM JANG HYE YOUNG		
发明人	KIM, KONG-KYEOM JANG, HYE-YOUNG		
IPC分类号	C09K11/06 C07D333/08 C07D333/18 C07D409/10 C07D409/14 H01L51/50		
CPC分类号	C09K11/06 C07D333/08 C07D333/18 C07D409/10 C07D409/14 C09K2211/1011 C09K2211/1014 C09K2211/1029 C09K2211/1092 H01L51/5012 H01L51/5048 H01L51/5088 H05B33/14		
优先权	1020060003883 2006-01-13 KR		
其他公开文献	EP1971664B1 EP1971664A1		
外部链接	Espacenet		

摘要(译)

本发明提供一种新型发光材料和使用该发光材料的有机发光器件。

