

(19)



(11)

EP 2 508 585 A1

(12)

EUROPEAN PATENT APPLICATION
published in accordance with Art. 153(4) EPC

(43) Date of publication:

10.10.2012 Bulletin 2012/41

(51) Int Cl.:

C09K 11/06 (2006.01) H01L 51/54 (2006.01)

(21) Application number: **11852216.8**

(86) International application number:

PCT/KR2011/003224

(22) Date of filing: **29.04.2011**

(87) International publication number:

WO 2012/091225 (05.07.2012 Gazette 2012/27)

(84) Designated Contracting States:

**AL AT BE BG CH CY CZ DE DK EE ES FI FR GB
GR HR HU IE IS IT LI LT LU LV MC MK MT NL NO
PL PT RO RS SE SI SK SM TR**

Designated Extension States:

BA ME

• **KIM, Nam-Soo**

Uiwang-si

Gyeonggi-do 437-711 (KR)

• **SHIN, Chang-Ju**

Uiwang-si

Gyeonggi-do 437-711 (KR)

• **LEE, Nam-Heon**

Uiwang-si

Gyeonggi-do 437-711 (KR)

• **JUNG, Ho-Kuk**

Uiwang-si

Gyeonggi-do 437-711 (KR)

• **CHAE, Mi-Young**

Uiwang-si

Gyeonggi-do 437-711 (KR)

(30) Priority: **31.12.2010 KR 20100140563**

(71) Applicant: **Cheil Industries Inc.**

Kumi-city, Kyungsangbuk-do 730-030 (KR)

(74) Representative: **Michalski Hüttermann & Partner**

Neuer Zollhof 2

40221 Düsseldorf (DE)

(72) Inventors:

• **KANG, Dong-Min**

Uiwang-si

Gyeonggi-do 437-711 (KR)

• **KANG, Myeong-Soon**

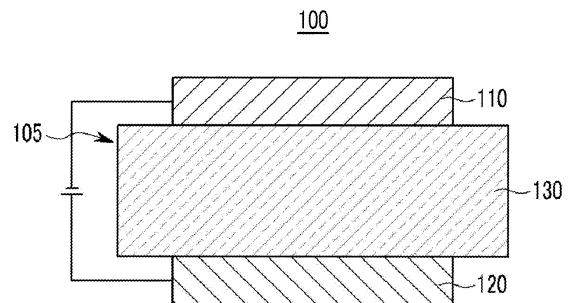
Uiwang-si

Gyeonggi-do 437-711 (KR)

(54) **COMPOUND FOR ORGANIC OPTOELECTRONIC DEVICE, ORGANIC LIGHT EMITTING DIODE INCLUDING THE SAME, AND DISPLAY DEVICE INCLUDING ORGANIC LIGHT EMITTING DIODE**

(57) Disclosed are a compound for an organic optoelectronic device, an organic light emitting diode including the same, and a display device including the organic light emitting diode. By providing a compound for an organic optoelectronic device represented by Chemical Formula 1, an organic optoelectronic device having excellent electrochemical and thermal stability and lifespan characteristics, and high luminous efficiency at a low driving voltage may be excellent electrochemical and thermal stability may be provided.

【Figure 1】



EP 2 508 585 A1

Description**[Technical Field]**

5 [0001] A compound for an organic optoelectronic device being capable of providing an organic optoelectronic device having excellent life-span, efficiency, electrochemical stability, and thermal stability, and an organic optoelectronic device including the same are related.

[Background Art]

10 [0002] An organic optoelectronic device is, in a broad sense, a device for transforming photo-energy to electrical energy, or conversely, a device for transforming electrical energy to photo-energy.

15 [0003] An organic optoelectronic device may be classified as follows in accordance with its driving principles. A first organic optoelectronic device is an electronic device driven as follows: excitons are generated in an organic material layer by photons from an external light source; the excitons are separated into electrons and holes; and the electrons and holes are transferred to different electrodes as a current source (voltage source).

[0004] A second organic optoelectronic device is an electronic device driven as follows: a voltage or a current is applied to at least two electrodes to inject holes and/or electrons into an organic material semiconductor positioned at an interface of the electrodes, and the device is driven by the injected electrons and holes.

20 [0005] Examples of an organic optoelectronic device includes an organic photoelectric device, an organic solar cell, an organic photo conductor drum, and an organic transistor, and it requires a hole injecting or transporting material, an electron injecting or transporting material, or a light emitting material.

[0006] Particularly, an organic light emitting diode (OLED) has recently drawn attention due to an increase in demand for flat panel displays. In general, organic light emission refers to transformation of electrical energy to photo-energy.

25 [0007] Such an organic light emitting diode transforms electrical energy into light by applying current to an organic light emitting material. It has a structure in which a functional organic material layer is interposed between an anode and a cathode. The organic material layer includes a multi-layer including different materials, for example a hole injection layer (HIL), a hole transport layer (HTL), an emission layer, an electron transport layer (ETL), and an electron injection layer (EIL), in order to improve efficiency and stability of an organic photoelectric device.

30 [0008] In such an organic light emitting diode, when a voltage is applied between an anode and a cathode, holes from the anode and electrons from the cathode are injected to an organic material layer and recombined to generate excitons having high energy. The generated excitons generate light having certain wavelengths while shifting to a ground state.

35 [0009] Recently, it has become known that a phosphorescent light emitting material can be used for a light emitting material of an organic photoelectric device in addition to the fluorescent light emitting material. Such a phosphorescent material emits lights by transiting the electrons from a ground state to an excited state, non-radiance transiting of a singlet exciton to a triplet exciton through intersystem crossing, and transiting a triplet exciton to a ground state to emit light.

[0010] As described above, in an organic light emitting diode, an organic material layer includes a light emitting material and a charge transport material, for example a hole injection material, a hole transport material, an electron transport material, an electron injection material, and so on.

40 [0011] The light emitting material is classified as blue, green, and red light emitting materials according to emitted colors, and yellow and orange light emitting materials to emit colors approaching natural colors.

[0012] When one material is used as a light emitting material, a maximum light emitting wavelength is shifted to a long wavelength or color purity decreases because of interactions between molecules, or device efficiency decreases because of a light emitting quenching effect. Therefore, a host/dopant system is included as a light emitting material in order to improve color purity and increase luminous efficiency and stability through energy transfer.

45 [0013] In order to implement excellent performance of an organic light emitting diode, a material constituting an organic material layer, for example a hole injection material, a hole transport material, a light emitting material, an electron transport material, an electron injection material, and a light emitting material such as a host and/or a dopant, should be stable and have good efficiency. However, development of an organic material layer forming material for an organic light emitting diode has thus far not been satisfactory and thus there is a need for a novel material. This material development is also required for other organic optoelectronic devices.

[0014] A low molecular organic light emitting diode is manufactured as a thin film in a vacuum deposition method, and can have good efficiency and life-span performance. A polymer organic light emitting diode is manufactured in an Inkjet or spin coating method and has an advantage of low initial cost and being large-sized.

55 [0015] Both low molecular organic light emitting and polymer organic light emitting diodes have advantages of being self-light emitting and ultrathin, and having a high speed response, a wide viewing angle, high image quality, durability, a large driving temperature range, and the like, and therefore it is highlighted as the next generation display. In particular, they have good visibility due to the self-light emitting characteristic compared with a conventional LCD (liquid crystal

display) and have an advantage of decreasing thickness and weight of LCD by up to a third, because they do not need a backlight.

[0016] In addition, since they have a response speed that is 1000 times faster per microsecond unit than an LCD, they can realize a perfect motion picture without an after-image. Therefore, recently it may be as an optimal display in compliance with multimedia generation, and based on these advantages, they have been remarkably developed to have 80 times the efficiency and more than 100 times the life-span since they were first developed in the late 1980s. Recently, these diodes have been used in displays that are rapidly becoming larger, such as for a 40-inch organic light emitting diode panel.

[0017] These displays must simultaneously have improved luminous efficiency and life-span in order to be larger. In order to increase the luminous efficiency, smooth combination between holes and electrons in an emission layer is needed. However, since an organic material in general has slower electron mobility than hole mobility, electron injection from a cathode and mobility using efficient electron transport layer (ETL) are to be heightened and transfer of a hole is to be inhibited, in order to realize efficient recombination of a hole and an electron in an emission layer.

[0018] In addition, the device may have a decreased life-span since the material therein may be crystallized due to Joule heat generated when it is driven. Therefore, there is a strong need for an organic compound having excellent electron injection and mobility and high thermal stability.

[DISCLOSURE]

[Technical Problem]

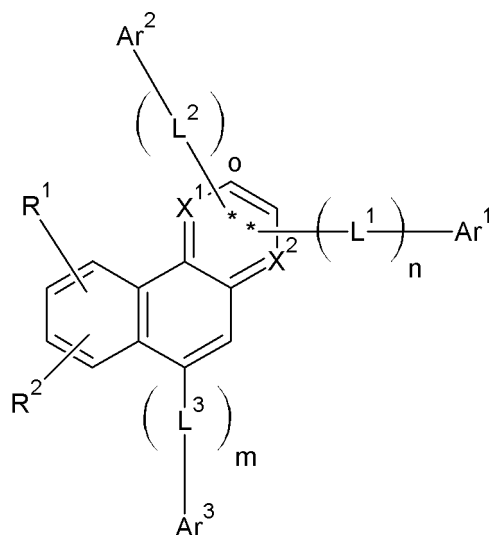
[0019] A compound for an organic optoelectronic device that may act as a light emitting, or electron injection and transporting, and also as a light emitting host along with an appropriate dopant is provided.

[0020] An organic light emitting diode having excellent life-span, efficiency, a driving voltage, electrochemical stability, and thermal stability is provided.

[Technical Solution]

[0021] According to one aspect of the present invention, a compound for an organic optoelectronic device represented by the following Chemical Formula 1 is provided.

[Chemical Formula 1]

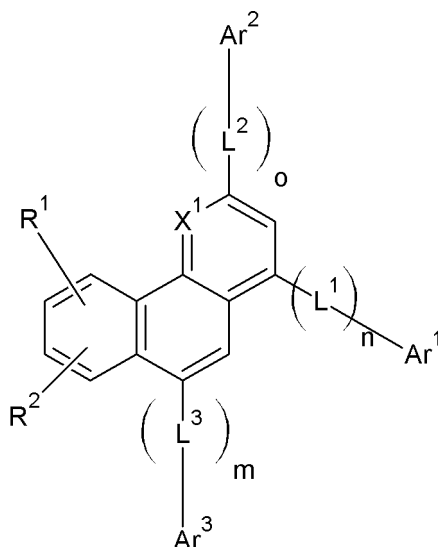


[0022] In Chemical Formula 1, X¹ and X² are the same or different and -N- or -CR⁻, wherein R⁻ is from a sigma bond with one of the * ; or hydrogen, deuterium, a substituted or unsubstituted C1 to C20 alkyl group, a substituted or unsubstituted C6 to C30 aryl group, a substituted or unsubstituted C3 to C30 heteroaryl group, or a combination thereof, R¹ and R² are the same or different and independently hydrogen, deuterium, a substituted or unsubstituted C1 to C20 alkyl group, a substituted or unsubstituted C6 to C30 aryl group, a substituted or unsubstituted C3 to C30 heteroaryl group, or a combination thereof, Ar¹ to Ar³ are the same or different and independently substituted or unsubstituted C6 to C30

aryl group; or a substituted or unsubstituted C3 to C30 heteroaryl group, L^1 to L^3 are the same or different and independently a single bond, a substituted or unsubstituted C2 to C6 alkenyl group, a substituted or unsubstituted C2 to C6 alkynyl group, a substituted or unsubstituted C6 to C30 arylene group, a substituted or unsubstituted C3 to C30 heteroarylene group, or a combination thereof, and n , m or o are the same or different and independently 0 or 1.

[0023] The compound for an organic optoelectronic device may be represented by the following Chemical Formula 2.

[Chemical Formula 2]



[0024] In Chemical Formula 2, X^1 is -N- or -CR'-, wherein R' is hydrogen, deuterium, a substituted or unsubstituted C1 to C20 alkyl group, a substituted or unsubstituted C6 to C30 aryl group, a substituted or unsubstituted C3 to C30 heteroaryl group, or a combination thereof, R^1 and R^2 are the same or different and independently hydrogen, deuterium, a substituted or unsubstituted C1 to C20 alkyl group, a substituted or unsubstituted C6 to C30 aryl group, a substituted or unsubstituted C3 to C30 heteroaryl group, or a combination thereof, Ar^1 to Ar^3 are the same or different and independently substituted or unsubstituted C6 to C30 aryl group; or a substituted or unsubstituted C3 to C30 heteroaryl group, L^1 to L^3 are the same or different and independently a single bond, a substituted or unsubstituted C2 to C6 alkenyl group, a substituted or unsubstituted C2 to C6 alkynyl group, a substituted or unsubstituted C6 to C30 arylene group, a substituted or unsubstituted C3 to C30 heteroarylene group, or a combination thereof, and n , m or o are the same or different and independently 0 or 1.

[0025] X^1 may be N.

[0026] At least one of Ar^1 or Ar^2 may be a substituted or unsubstituted C3 to C30 heteroaryl group.

[0027] Ar^1 may be a substituted or unsubstituted C3 to C30 heteroaryl group, and Ar^2 and Ar^3 may be a substituted or unsubstituted C6 to C30 aryl group.

[0028] Ar^2 may be a substituted or unsubstituted C3 to C30 heteroaryl group, and Ar^1 and Ar^3 may be a substituted or unsubstituted C6 to C30 aryl group.

[0029] The substituted or unsubstituted C3 to C30 heteroaryl group may be a substituted or unsubstituted imidazolyl group, a substituted or unsubstituted triazolyl group, a substituted or unsubstituted tetrazolyl group, a substituted or unsubstituted carbazolyl group, a substituted or unsubstituted oxadiazolyl group, a substituted or unsubstituted oxatriazolyl group, a substituted or unsubstituted thiazolyl group, a substituted or unsubstituted benzimidazolyl group, a substituted or unsubstituted benzotriazolyl group, a substituted or unsubstituted pyridinyl group, a substituted or unsubstituted pyrimidinyl group, a substituted or unsubstituted triazinyl group, a substituted or unsubstituted pyrazinyl group, a substituted or unsubstituted pyridazinyl group, a substituted or unsubstituted purinyl group, a substituted or unsubstituted quinolinyl group, a substituted or unsubstituted isoquinolinyl group, a substituted or unsubstituted phthalazinyl group, a substituted or unsubstituted naphthpyridinyl group, a substituted or unsubstituted quinoxalinyl group, a substituted or unsubstituted quinazolinyl group, a substituted or unsubstituted acridinyl group, a substituted or unsubstituted phenanthrolinyl group, a substituted or unsubstituted phenazinyl group, or a combination thereof.

[0030] The substituted or unsubstituted C6 to C30 aryl group may be a substituted or unsubstituted phenyl group, a substituted or unsubstituted naphthyl group, a substituted or unsubstituted triperylene group, a substituted or unsubstituted fluorenyl group, a substituted or unsubstituted spirofluorenyl group, a substituted or unsubstituted biphenyl group, a substituted or unsubstituted terphenyl group, a substituted or unsubstituted pyrenyl group, a substituted or unsubstituted

perylene group, a substituted or unsubstituted phenanthrenyl group, a substituted or unsubstituted anthracenyl group, or a combination thereof.

[0031] The compound for an organic optoelectronic device may be represented by one of the following Chemical Formulae A1 to A126.

5

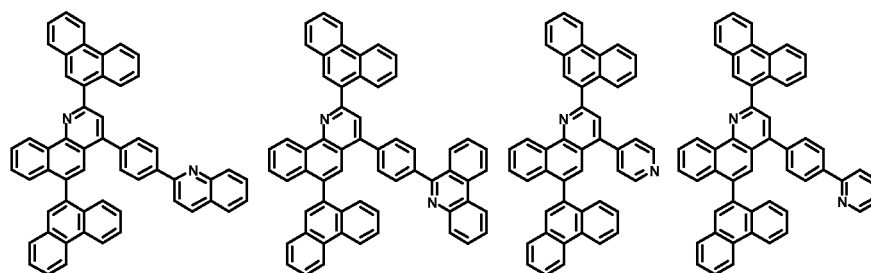
[Chemical Formula A1] [Chemical Formula A2] [Chemical Formula A3]

10

[Chemical Formula A4]

15

20



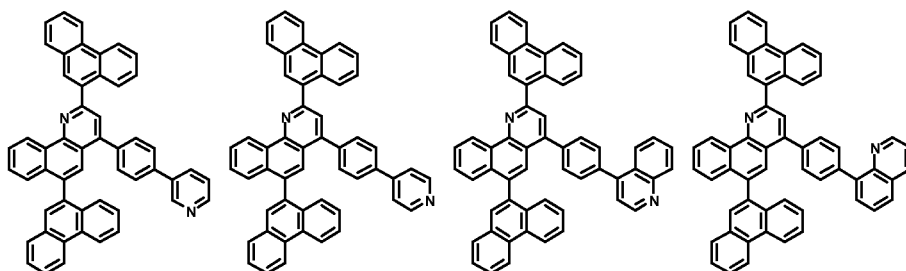
25

[Chemical Formula A5] [Chemical Formula A6] [Chemical Formula A7]

[Chemical Formula A8]

30

35



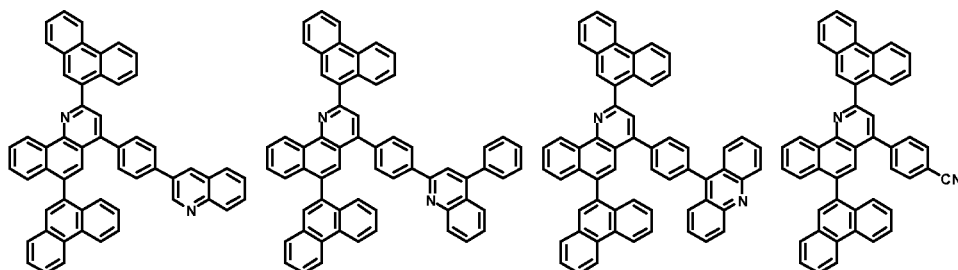
40

[Chemical Formula A9] [Chemical Formula A10] [Chemical Formula A11]

[Chemical Formula A12]

45

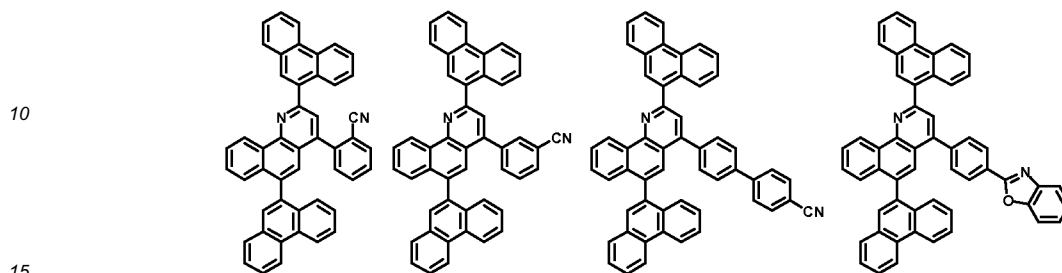
50



55

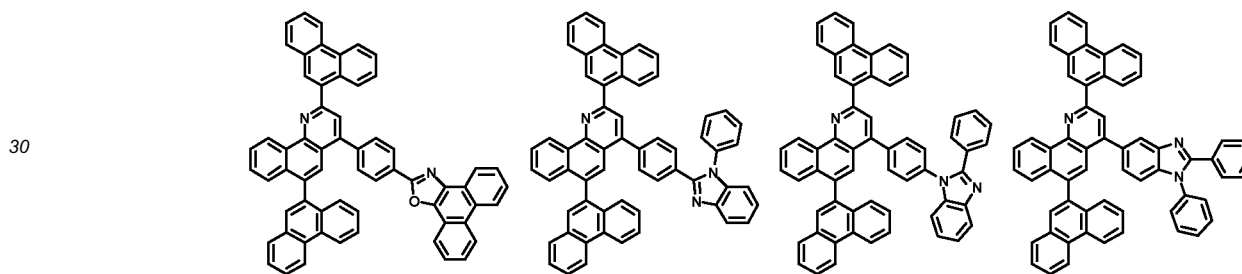
[Chemical Formula A13] [Chemical Formula A14] [Chemical Formula

5 A15] [Chemical Formula A16]



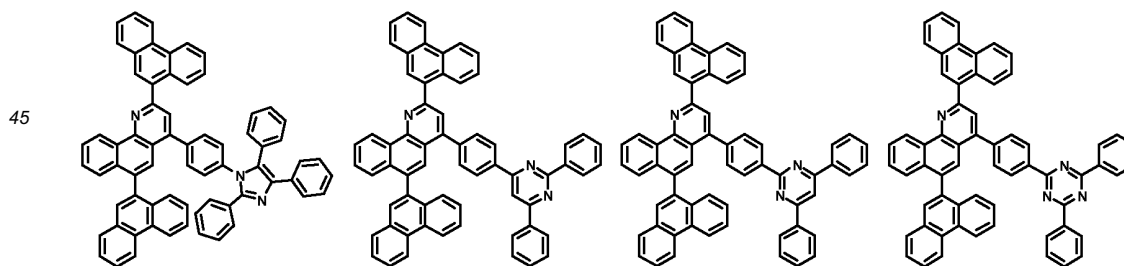
[Chemical Formula A17] [Chemical Formula A18] [Chemical Formula

20 A19] [Chemical Formula A20]



[Chemical Formula A21] [Chemical Formula A22] [Chemical Formula A23]

40 [Chemical Formula A24]



55

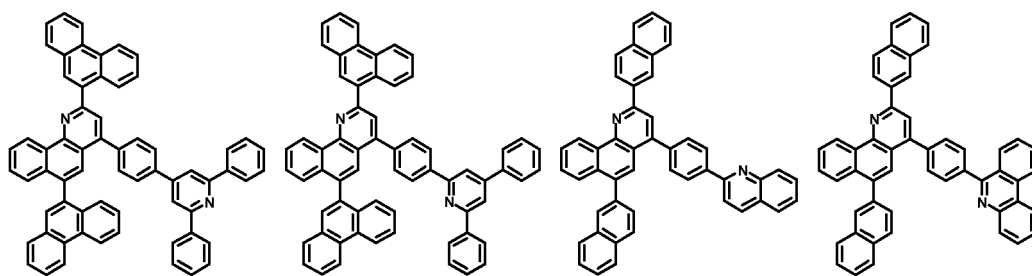
[Chemical Formula A25] [Chemical Formula A26] [Chemical Formula

A27] [Chemical Formula A28]

5

10

15



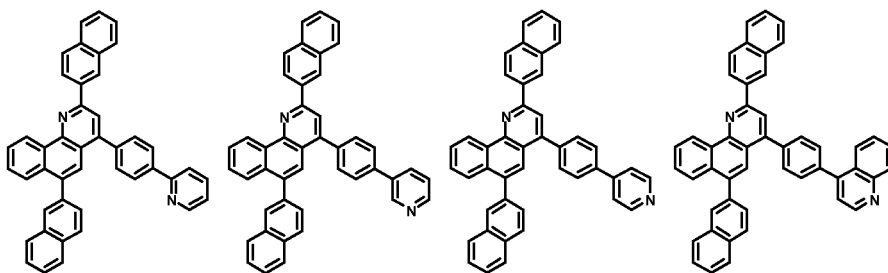
[Chemical Formula A29] [Chemical Formula A30] [Chemical Formula

A31] [Chemical Formula A32]

20

25

30



35

[Chemical Formula A33] [Chemical Formula A34] [Chemical Formula

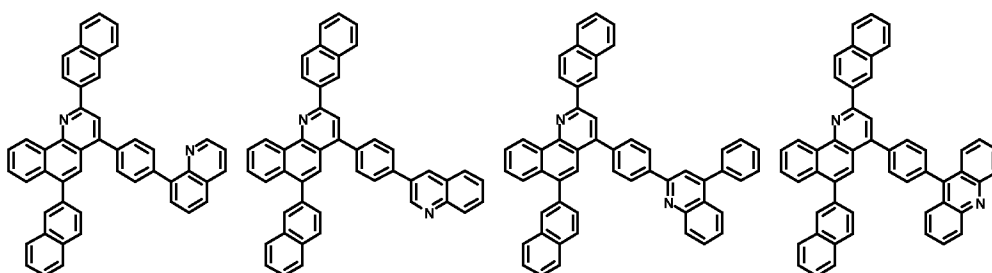
A35] [Chemical Formula A36]

40

45

50

55



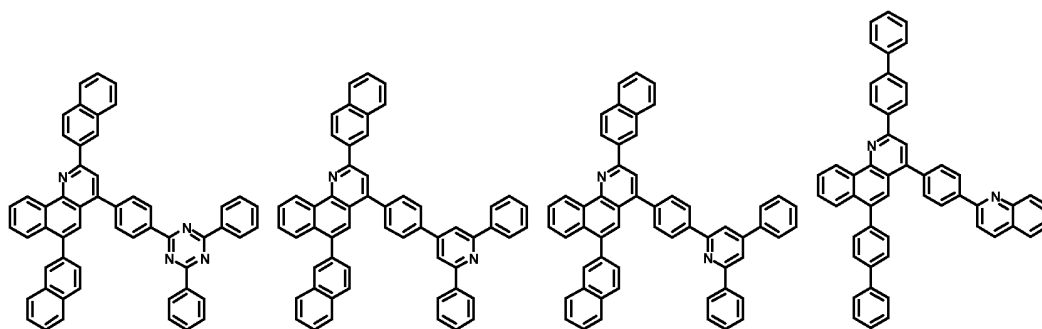
[Chemical Formula A49] [Chemical Formula A50] [Chemical Formula A51]

[Chemical Formula A52]

5

10

15



[Chemical Formula A53] [Chemical Formula A54] [Chemical Formula A55]

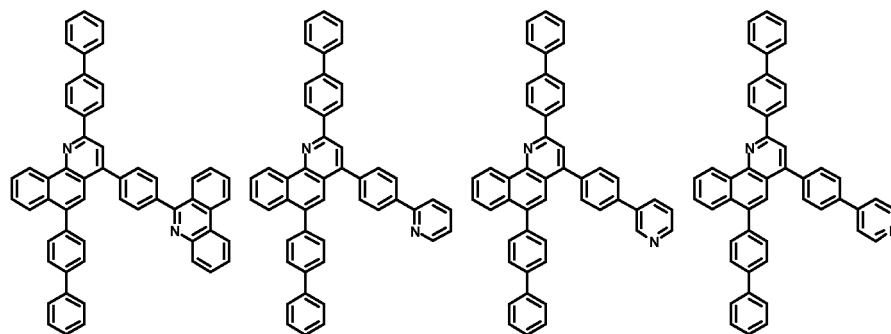
20

[Chemical Formula A56]

25

30

35



[Chemical Formula A57] [Chemical Formula A58] [Chemical Formula

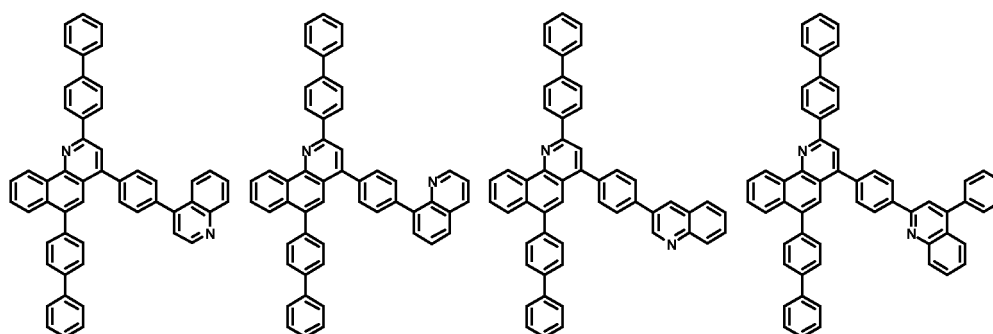
A59] [Chemical Formula A60]

40

45

50

55



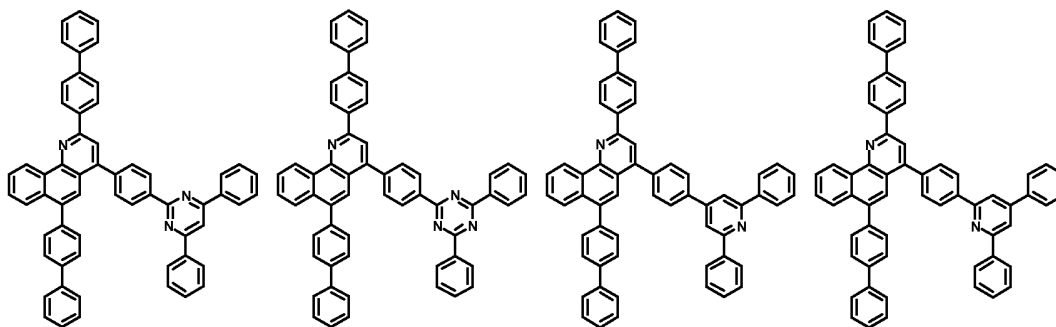
[Chemical Formula A73] [Chemical Formula A74] [Chemical Formula A75]

[Chemical Formula A76]

5

10

15



20

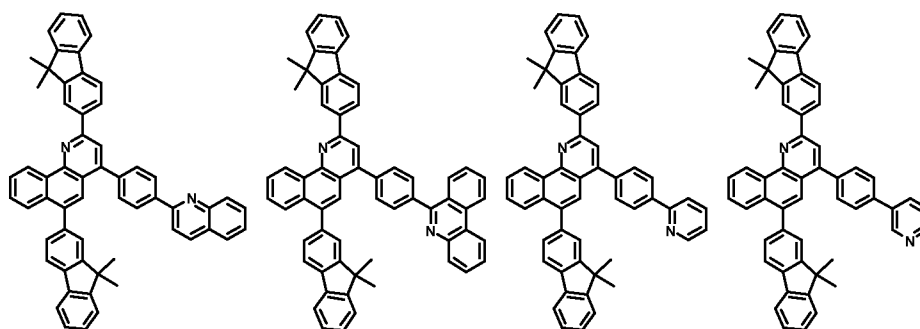
[Chemical Formula A77] [Chemical Formula A78] [Chemical Formula A79]

[Chemical Formula A80]

25

30

35



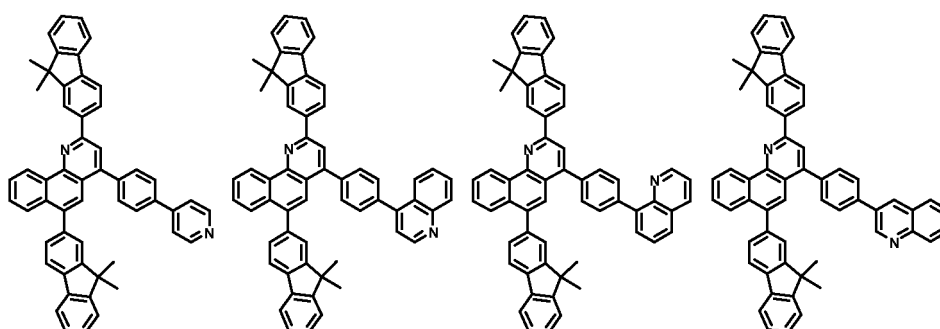
40

[Chemical Formula A81] [Chemical Formula A82] [Chemical Formula A83] [Chemical Formula A84]

45

50

55

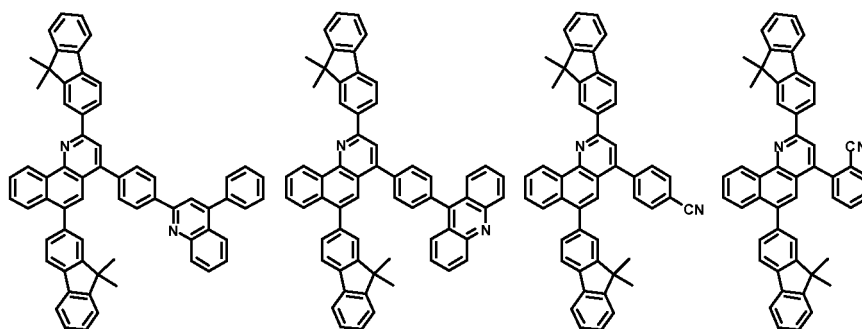


[Chemical Formula A85] [Chemical Formula A86] [Chemical Formula
A87] [Chemical Formula A88]

5

10

15



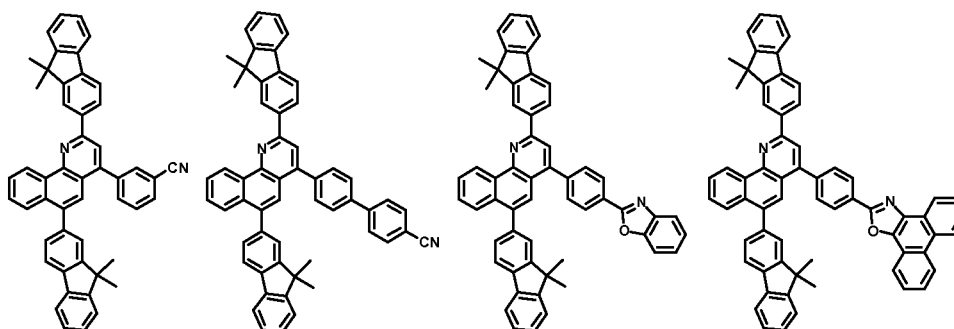
20

[Chemical Formula A89] [Chemical Formula A90] [Chemical Formula
A91] [Chemical Formula A92]

25

30

35



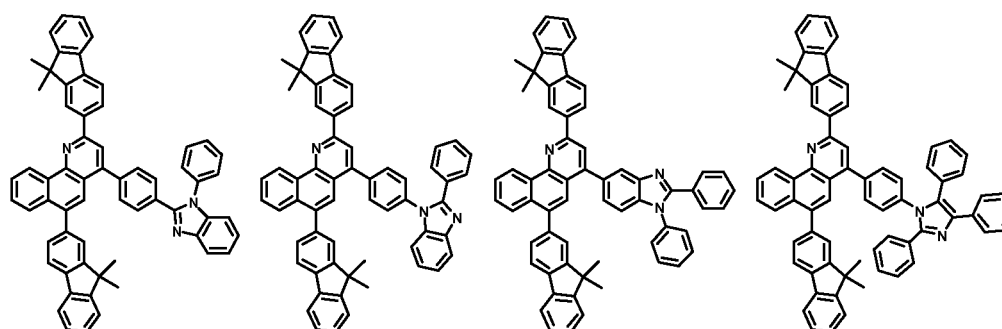
40

[Chemical Formula A93] [Chemical Formula A94] [Chemical Formula
A95] [Chemical Formula A96]

45

50

55



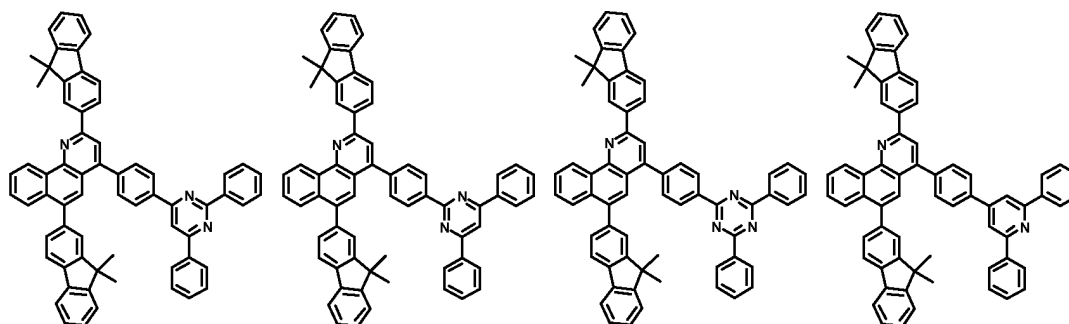
[Chemical Formula A97] [Chemical Formula A98] [Chemical Formula A99]

[Chemical Formula A100]

5

10

15



[Chemical Formula A101] [Chemical Formula A102] [Chemical Formula A103]

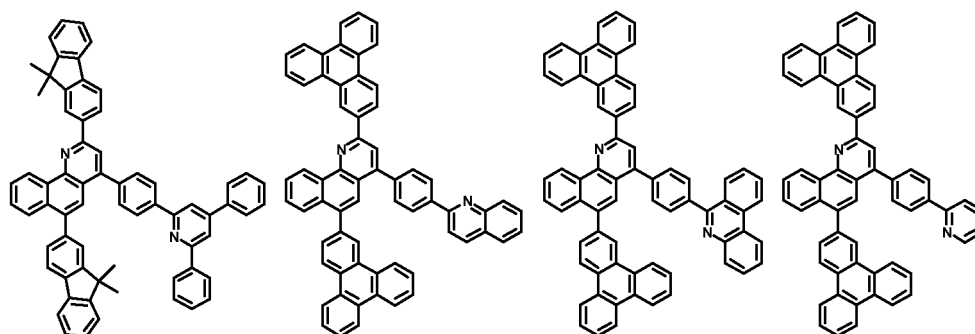
20

[Chemical Formula A104]

25

30

35



[Chemical Formula A105] [Chemical Formula A106] [Chemical Formula

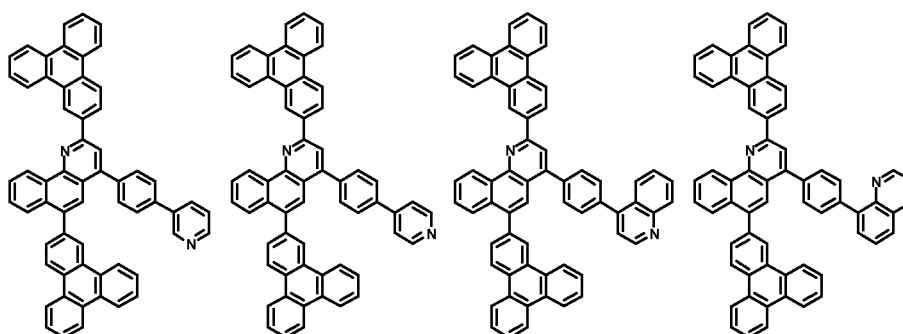
A107] [Chemical Formula A108]

40

45

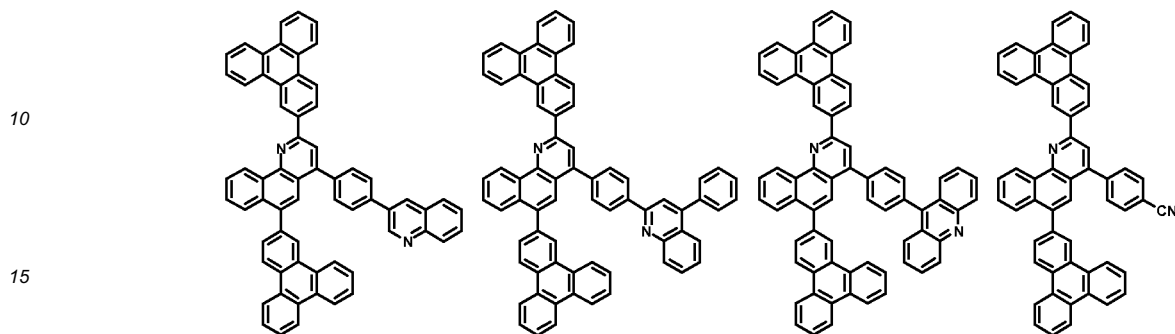
50

55



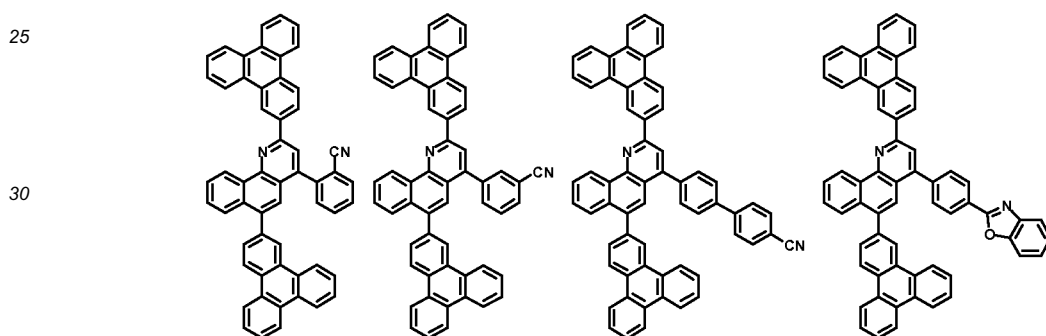
[Chemical Formula A109] [Chemical Formula A110] [Chemical Formula

5 A111] [Chemical Formula A112]



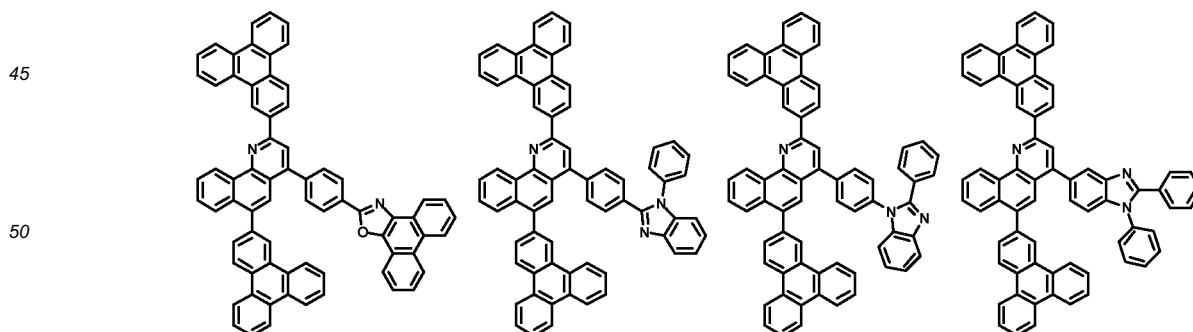
20 [Chemical Formula A113] [Chemical Formula A114] [Chemical Formula

A115] [Chemical Formula A116]



[Chemical Formula A117] [Chemical Formula A118] [Chemical Formula

40 A119] [Chemical Formula A120]



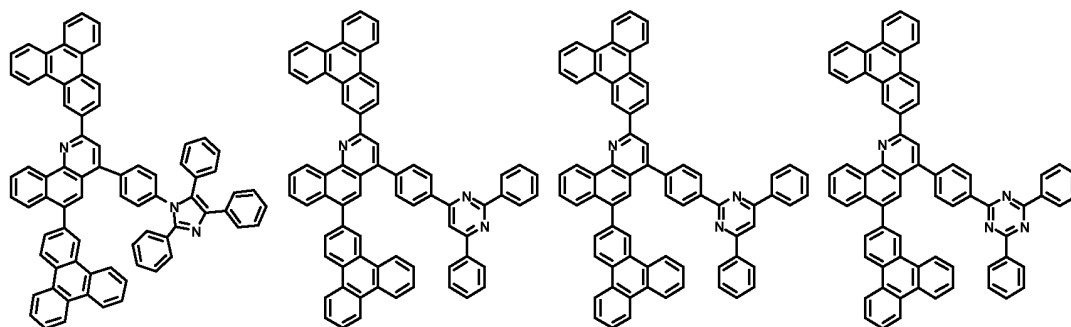
[Chemical Formula A121] [Chemical Formula A122] [Chemical Formula A123]

[Chemical Formula A124]

5

10

15

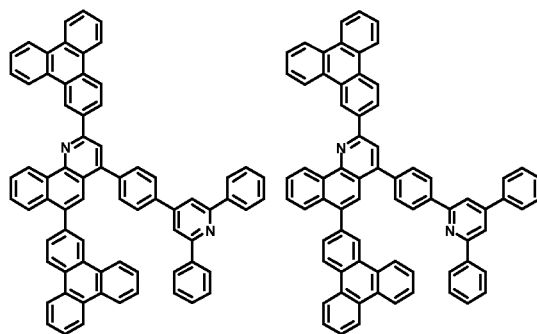


20

[Chemical Formula A125] [Chemical Formula A126]

25

30



35

[0032] The compound for an organic optoelectronic device may be represented by one of the following Chemical Formulae B1 to B125.

[Chemical Formula B1] [Chemical Formula B2] [Chemical Formula B3]

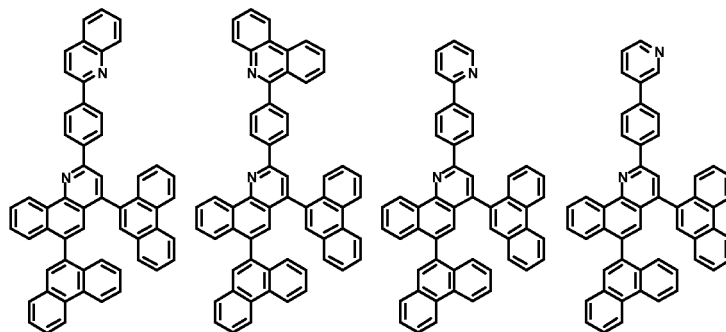
40

[Chemical Formula B4]

45

50

55



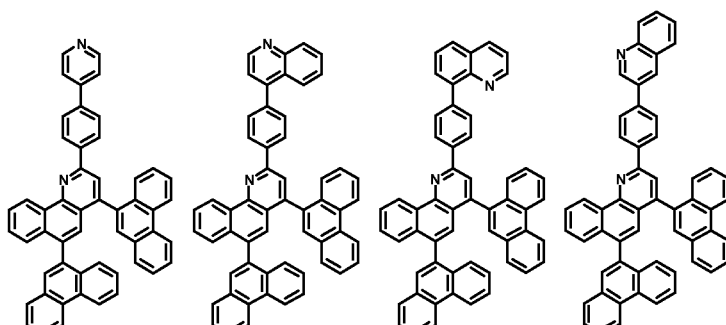
[Chemical Formula B5] [Chemical Formula B6] [Chemical Formula B7]

5

[Chemical Formula B8]

10

15



20

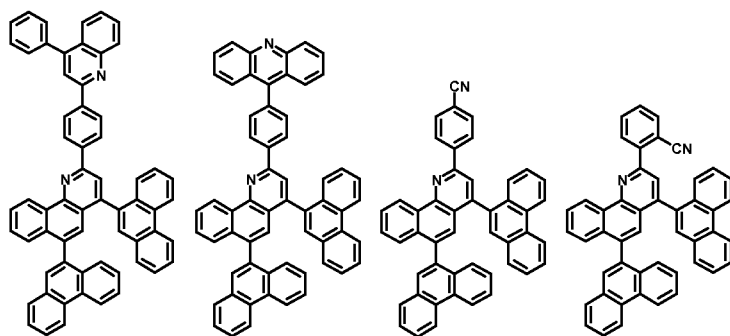
[Chemical Formula B9] [Chemical Formula B10] [Chemical Formula B11]

[Chemical Formula B12]

25

30

35



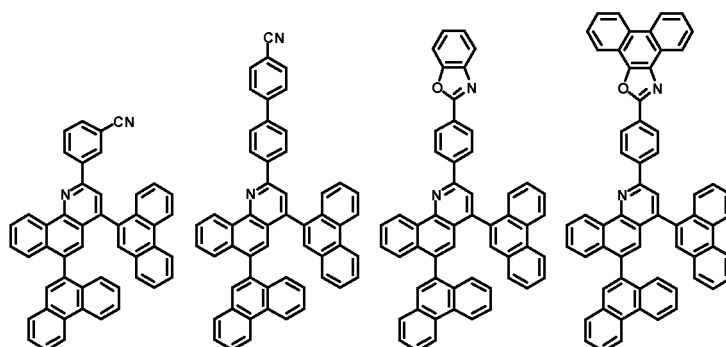
40

[Chemical Formula B13] [Chemical Formula B14] [Chemical Formula B15] [Chemical Formula B16]

45

50

55



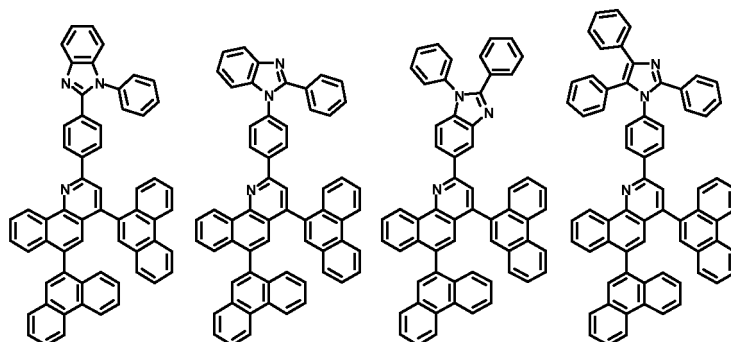
[Chemical Formula B17] [Chemical Formula B18] [Chemical Formula

B19] [Chemical Formula B20]

5

10

15



20

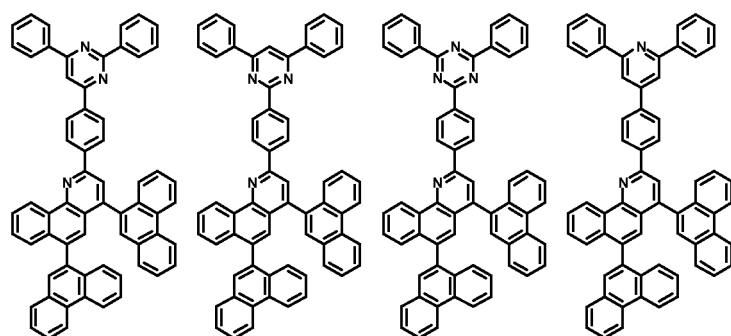
[Chemical Formula B21] [Chemical Formula B22] [Chemical Formula

B23] [Chemical Formula B24]

25

30

35



40

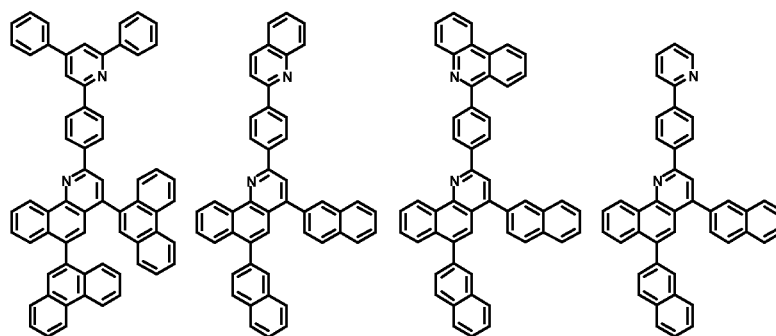
[Chemical Formula B25] [Chemical Formula B26] [Chemical Formula

B27] [Chemical Formula B28]

45

50

55



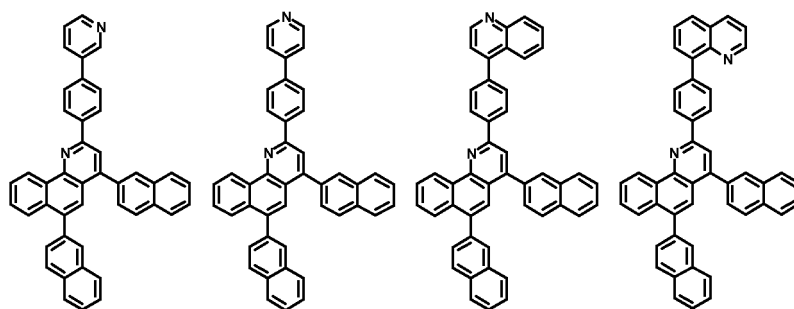
[Chemical Formula B29] [Chemical Formula B30] [Chemical Formula

B31] [Chemical Formula B32]

5

10

15



[Chemical Formula B33] [Chemical Formula B34] [Chemical Formula

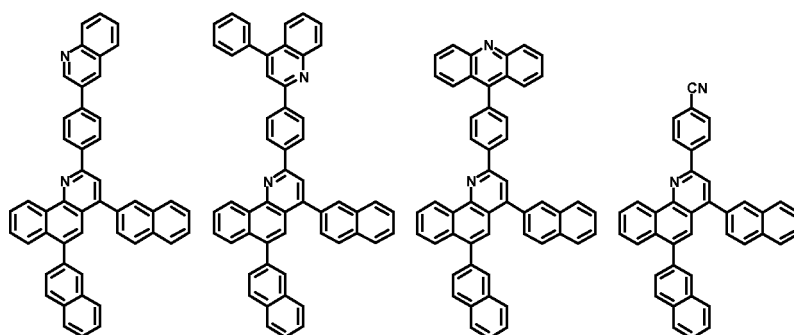
B35] [Chemical Formula B36]

20

25

30

35



[Chemical Formula B37] [Chemical Formula B38] [Chemical Formula

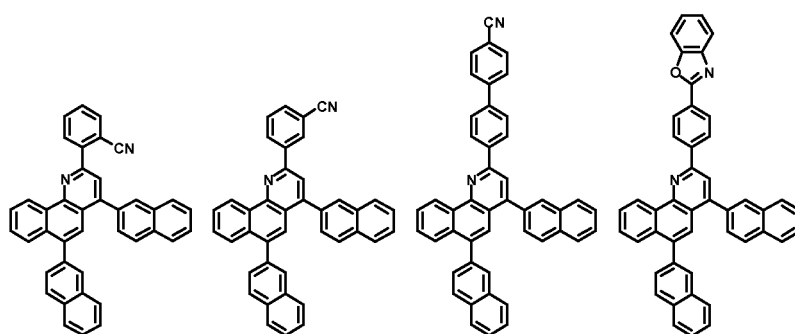
B39] [Chemical Formula B40]

40

45

50

55



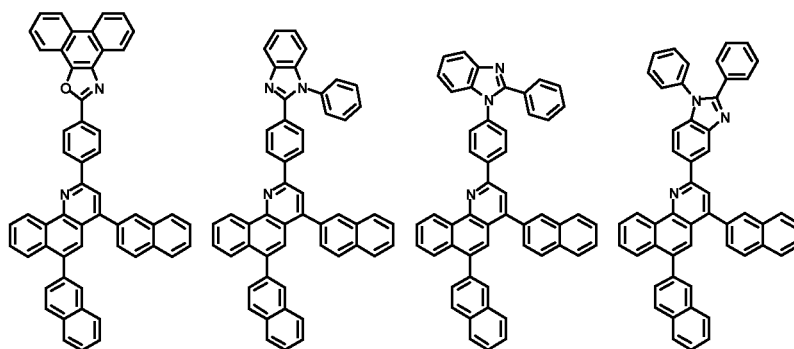
[Chemical Formula B41] [Chemical Formula B42] [Chemical Formula

B43] [Chemical Formula B44]

5

10

15



20

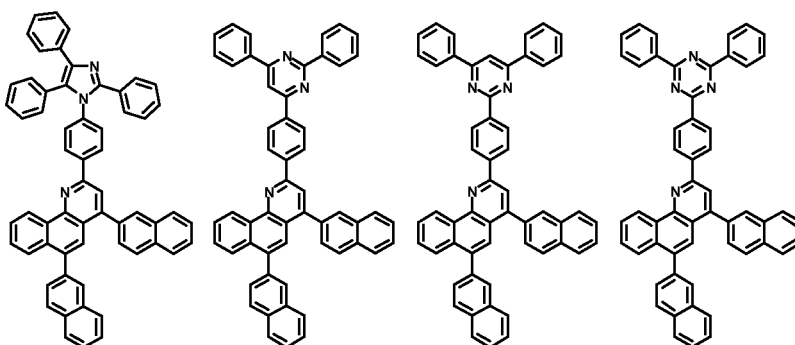
[Chemical Formula B45] [Chemical Formula B46] [Chemical Formula

B47] [Chemical Formula B48]

25

30

35



40

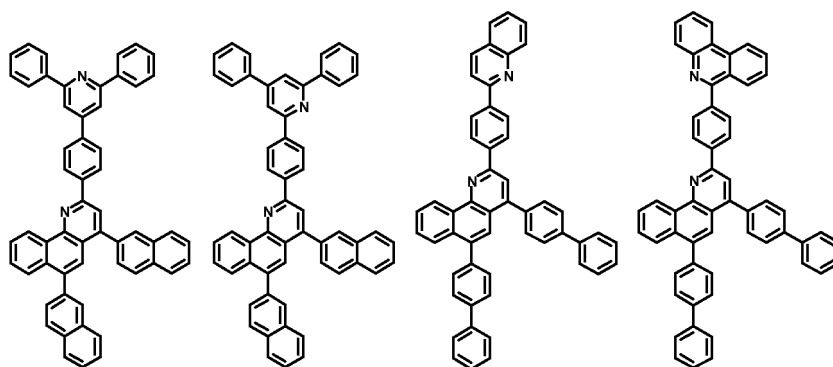
[Chemical Formula B49] [Chemical Formula B50] [Chemical Formula

B51] [Chemical Formula B52]

45

50

55



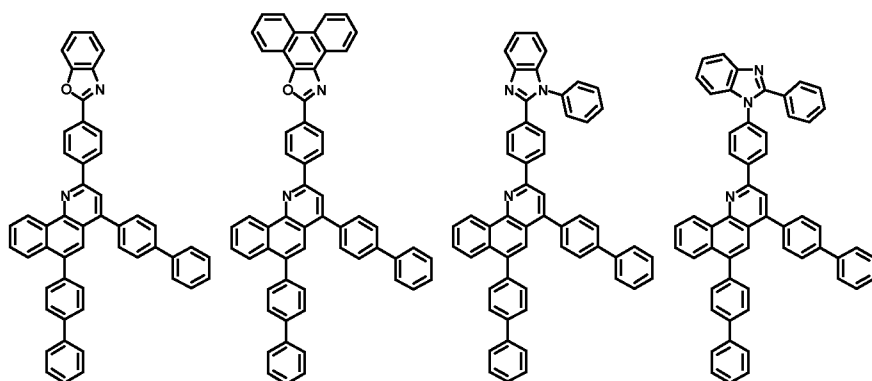
[Chemical Formula B65] [Chemical Formula B66] [Chemical Formula B67] [Chemical Formula B68]

5

10

15

20



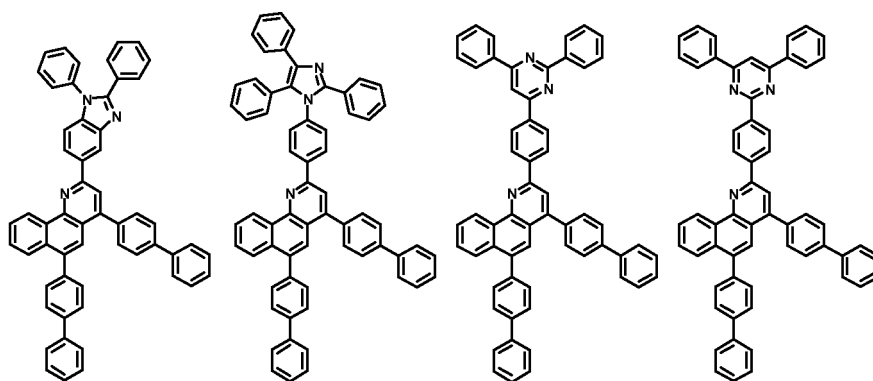
[Chemical Formula B69] [Chemical Formula B70] [Chemical Formula B71] [Chemical Formula B72]

25

30

35

40

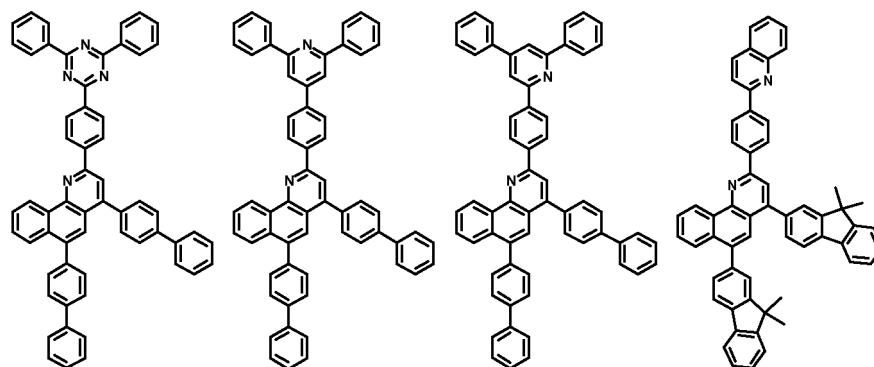


[Chemical Formula B73] [Chemical Formula B74] [Chemical Formula B75] [Chemical Formula B76]

45

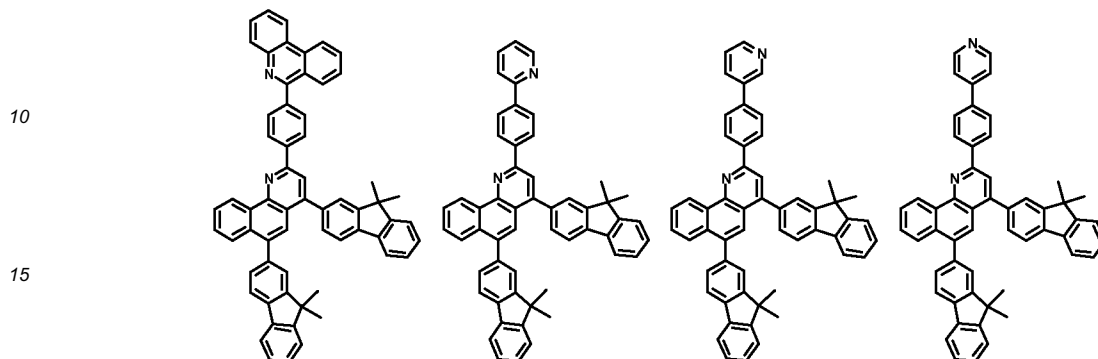
50

55



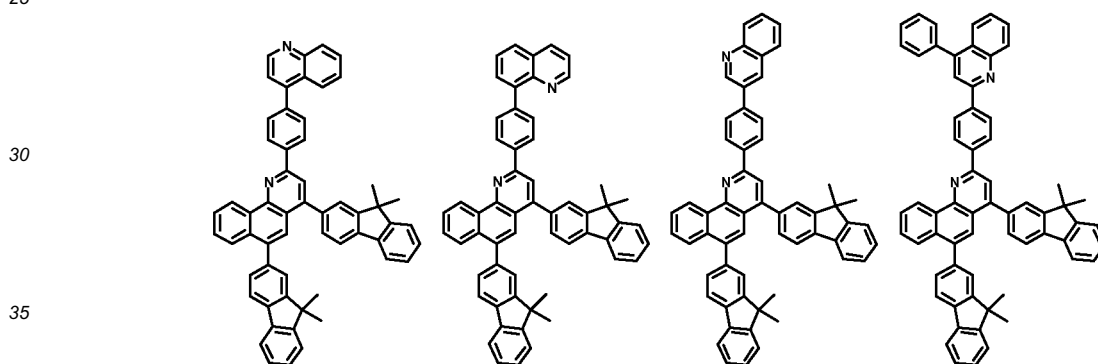
[Chemical Formula B77] [Chemical Formula B78] [Chemical Formula

5 B79] [Chemical Formula B80]



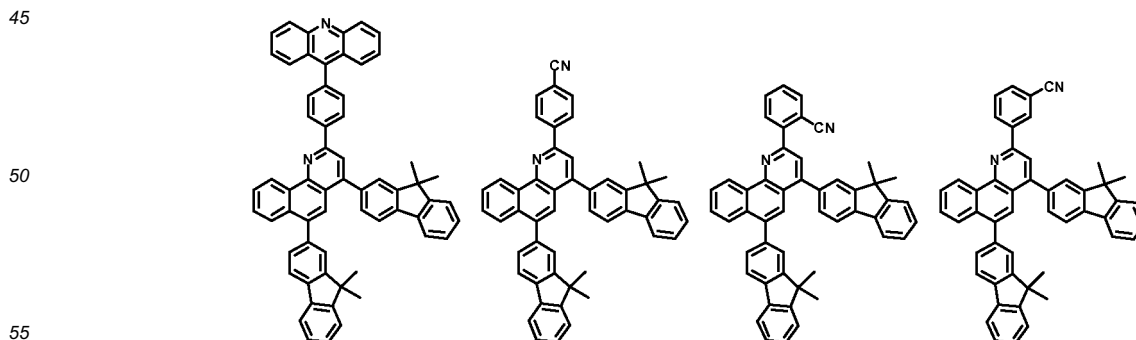
20 [Chemical Formula B81] [Chemical Formula B82] [Chemical Formula

25 B83] [Chemical Formula B84]



40 [Chemical Formula B85] [Chemical Formula B86] [Chemical Formula

45 B87] [Chemical Formula B88]



[Chemical Formula B89] [Chemical Formula B90] [Chemical Formula

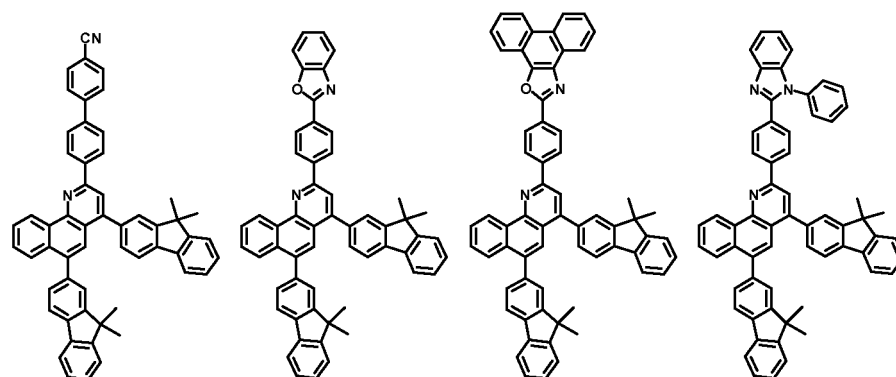
B91] [Chemical Formula B92]

5

10

15

20



[Chemical Formula B93] [Chemical Formula B94] [Chemical Formula

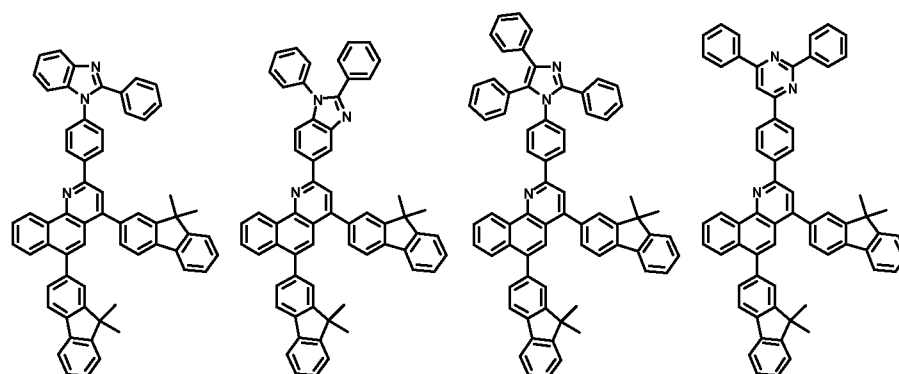
B95] [Chemical Formula B96]

25

30

35

40



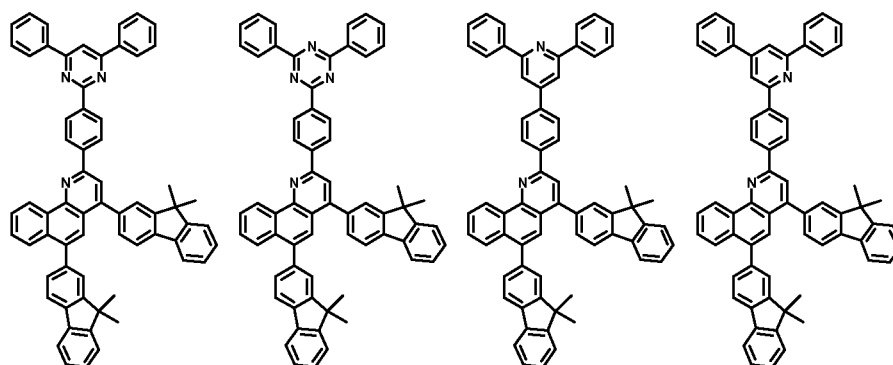
[Chemical Formula B97] [Chemical Formula B98] [Chemical Formula

B99] [Chemical Formula B100]

45

50

55



[Chemical Formula B101] [Chemical Formula B102] [Chemical Formula

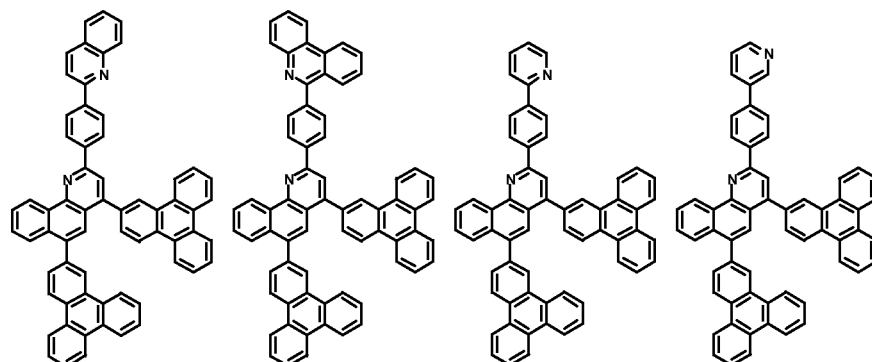
B103] [Chemical Formula B104]

5

10

15

20



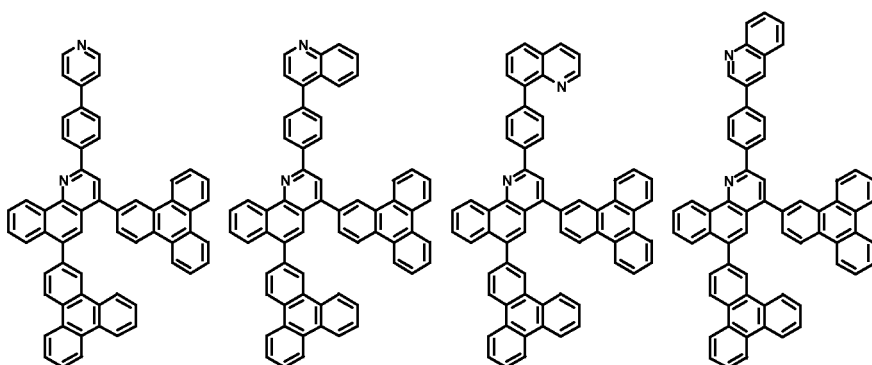
[Chemical Formula B105] [Chemical Formula B106] [Chemical Formula

B107] [Chemical Formula B108]

25

30

35



40

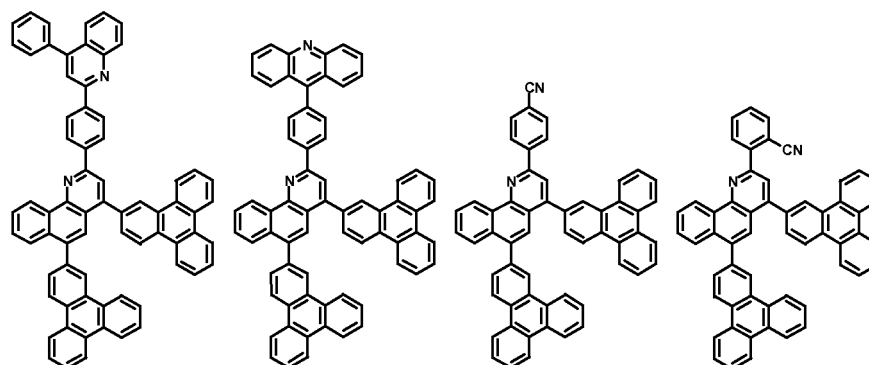
[Chemical Formula B109] [Chemical Formula B110] [Chemical Formula

B111] [Chemical Formula B112]

45

50

55



[Chemical Formula B113] [Chemical Formula B114] [Chemical Formula

B115] [Chemical Formula B116]

5

10

15

20

[Chemical Formula B117] [Chemical Formula B118] [Chemical Formula

B119] [Chemical Formula B120]

25

30

35

40

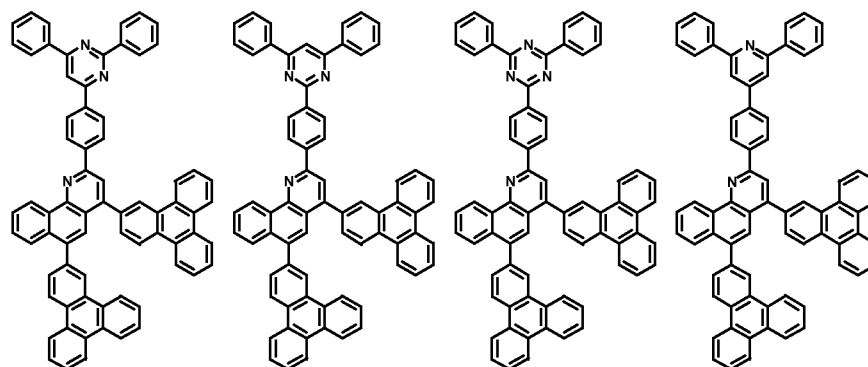
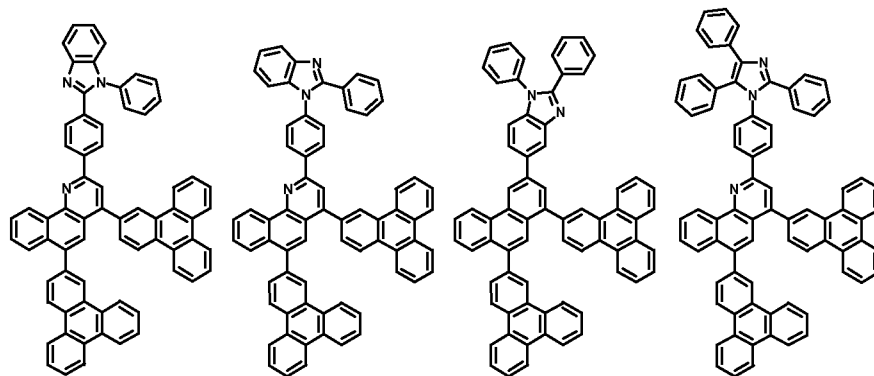
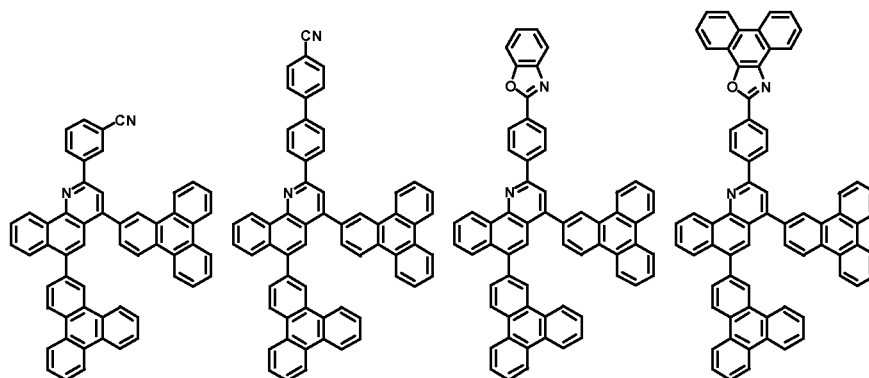
[Chemical Formula B121] [Chemical Formula B122] [Chemical Formula

B123] [Chemical Formula B124]

45

50

55

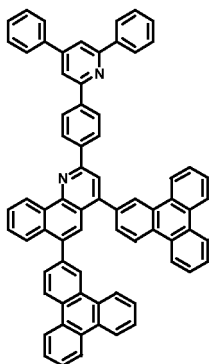


[Chemical Formula B125]

5

10

15



[0033] The compound for an organic optoelectronic device may be represented by one of the following Chemical Formulae C1 to C127.

20

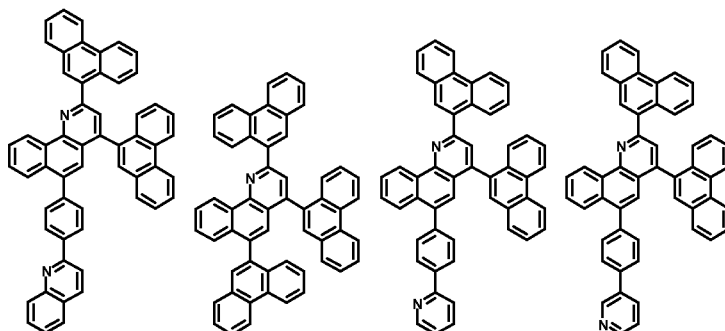
[Chemical Formula C1] [Chemical Formula C2] [Chemical Formula C3]

[Chemical Formula C4]

25

30

35



40

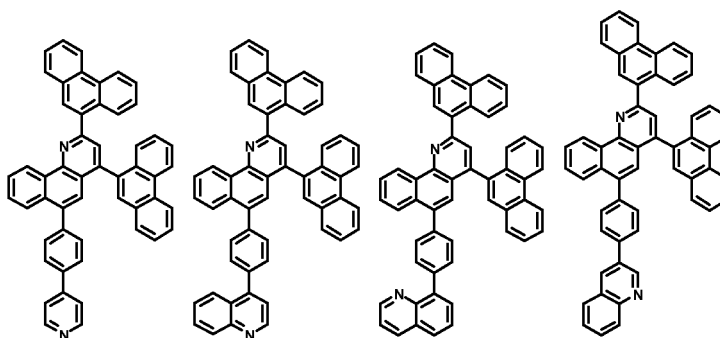
[Chemical Formula C5] [Chemical Formula C6] [Chemical Formula C7]

[Chemical Formula C8]

45

50

55



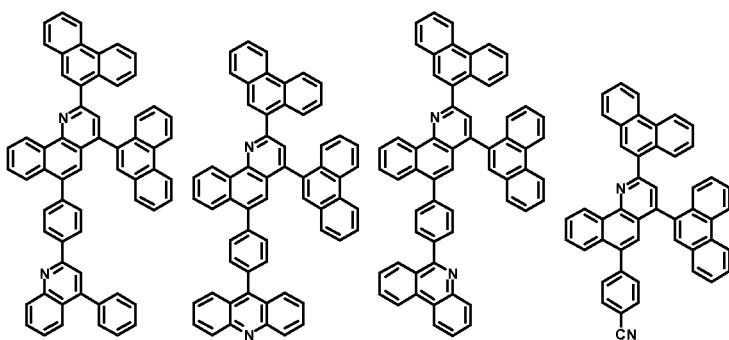
[Chemical Formula C9] [Chemical Formula C10] [Chemical Formula C11]

[Chemical Formula C12]

5

10

15



20

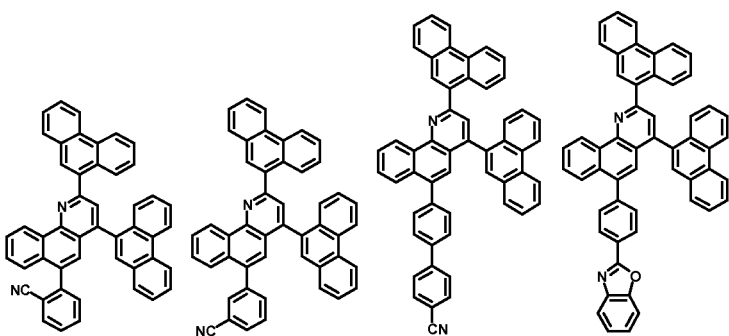
[Chemical Formula C13] [Chemical Formula C14] [Chemical Formula

C15] [Chemical Formula C16]

25

30

35



40

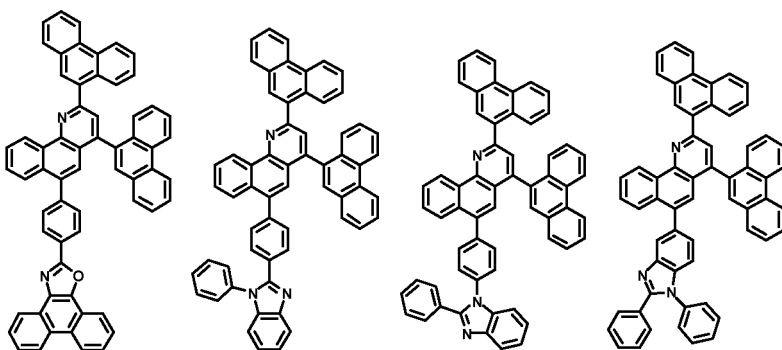
[Chemical Formula C17] [Chemical Formula C18] [Chemical Formula

C19] [Chemical Formula C20]

45

50

55

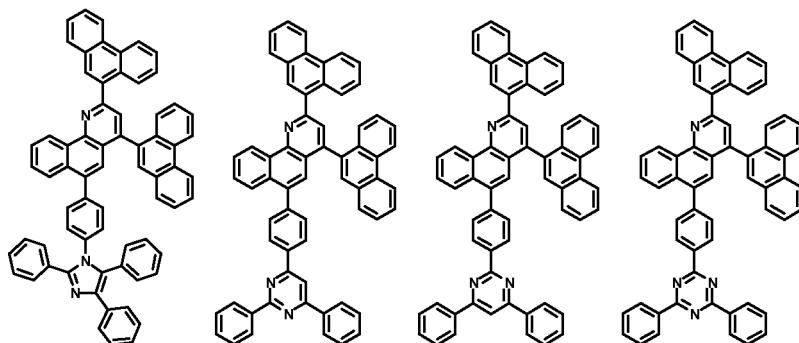


[Chemical Formula C21] [Chemical Formula C22] [Chemical Formula

5 C23] [Chemical Formula C24]

10

15



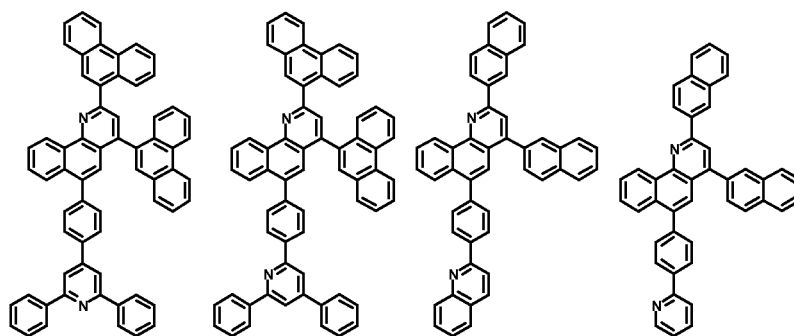
20

[Chemical Formula C25] [Chemical Formula C26] [Chemical Formula

25 C27] [Chemical Formula C28]

30

35



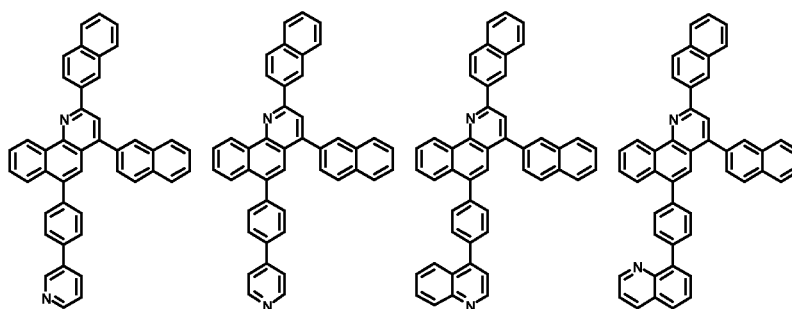
40

[Chemical Formula C29] [Chemical Formula C30] [Chemical Formula

45 C31] [Chemical Formula C32]

50

55



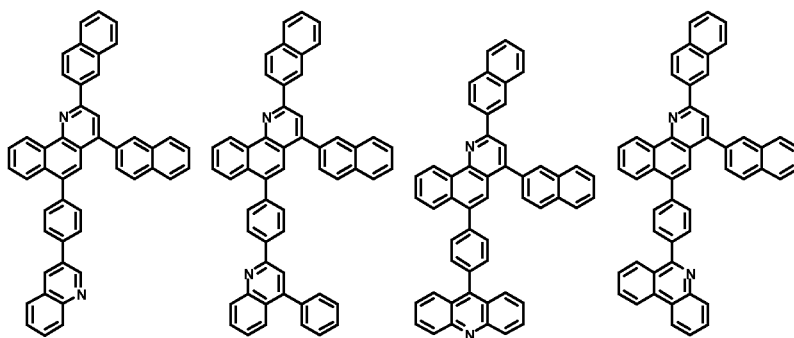
[Chemical Formula C33] [Chemical Formula C34] [Chemical Formula

C35] [Chemical Formula C36]

5

10

15



20

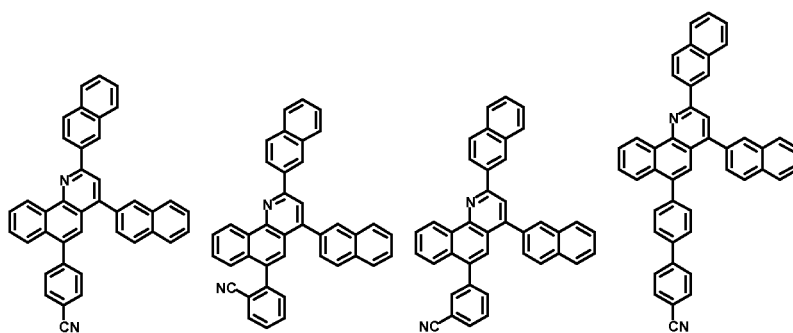
[Chemical Formula C37] [Chemical Formula C38] [Chemical Formula

C39] [Chemical Formula C40]

25

30

35



40

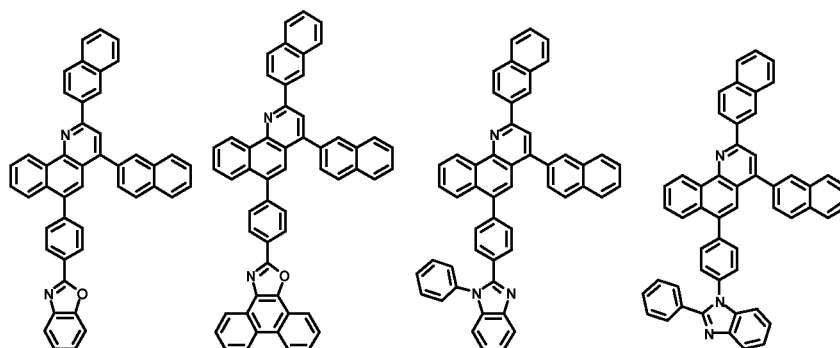
[Chemical Formula C41] [Chemical Formula C42] [Chemical Formula

C43] [Chemical Formula C44]

45

50

55

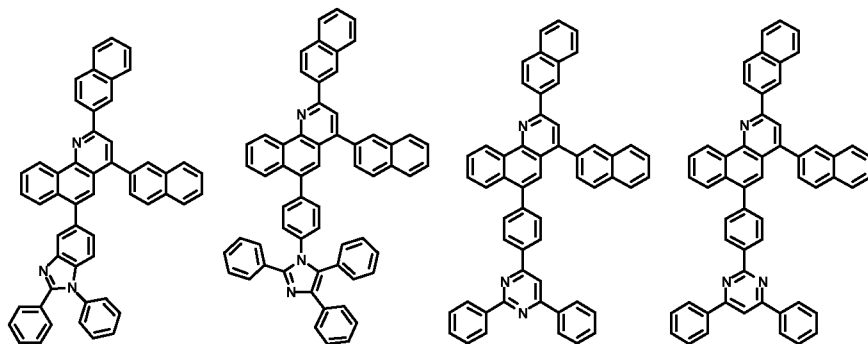


[Chemical Formula C45] [Chemical Formula C46] [Chemical Formula C47] [Chemical Formula C48]

5

10

15



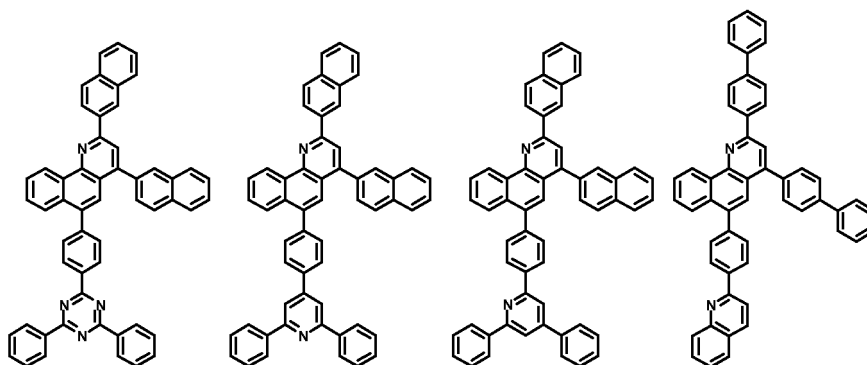
20

[Chemical Formula C49] [Chemical Formula C50] [Chemical Formula C51] [Chemical Formula C52]

25

30

35



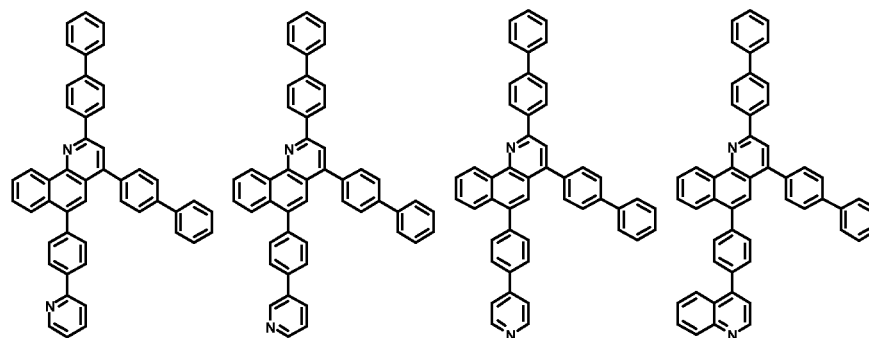
40

[Chemical Formula C53] [Chemical Formula C54] [Chemical Formula C55] [Chemical Formula C56]

45

50

55



[Chemical Formula C57] [Chemical Formula C58] [Chemical Formula

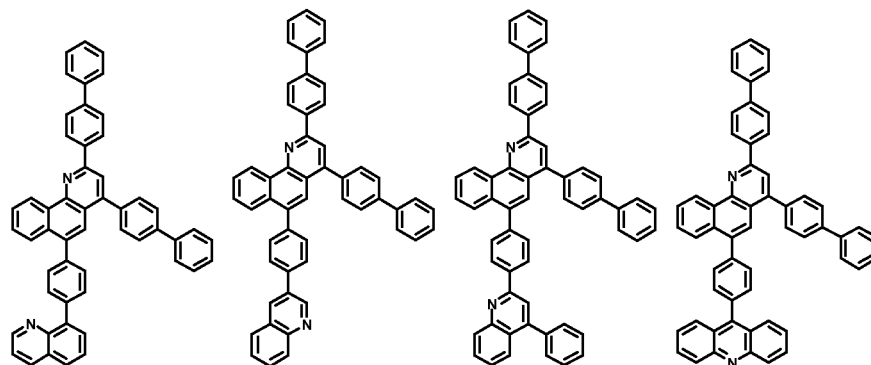
C59] [Chemical Formula C60]

5

10

15

20



[Chemical Formula C61] [Chemical Formula C62] [Chemical Formula

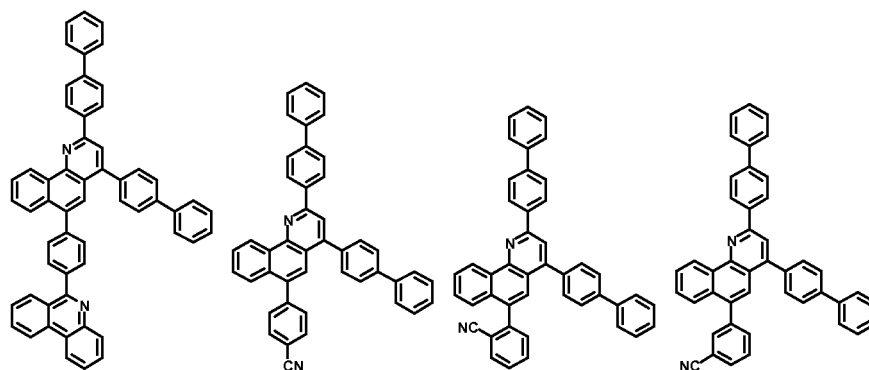
C63] [Chemical Formula C64]

25

30

35

40



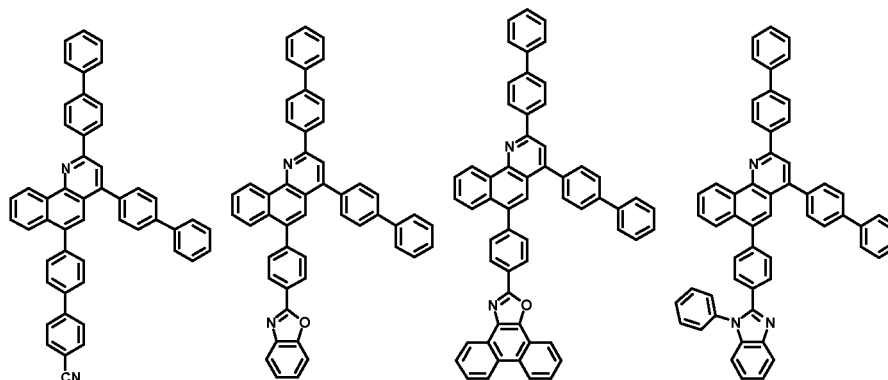
[Chemical Formula C65] [Chemical Formula C66] [Chemical Formula

C67] [Chemical Formula C68]

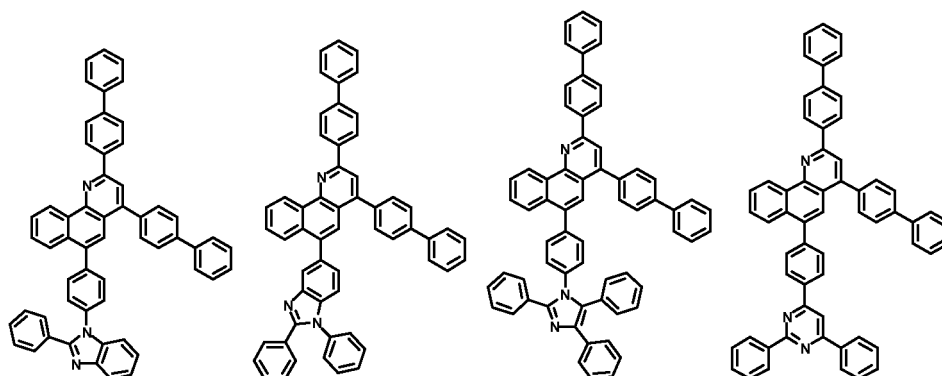
45

50

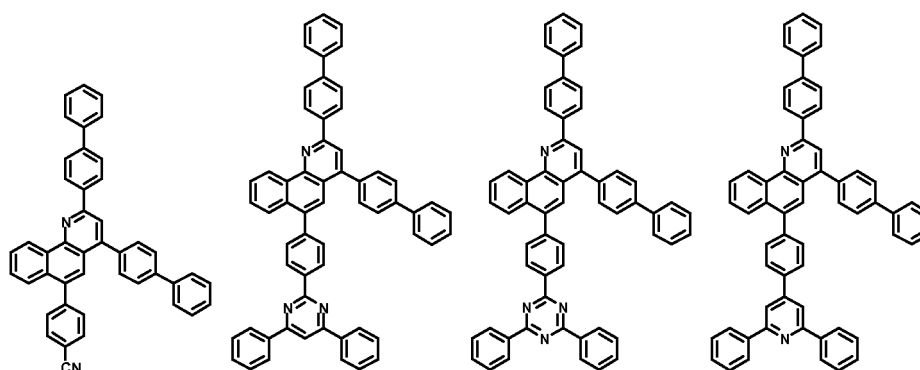
55



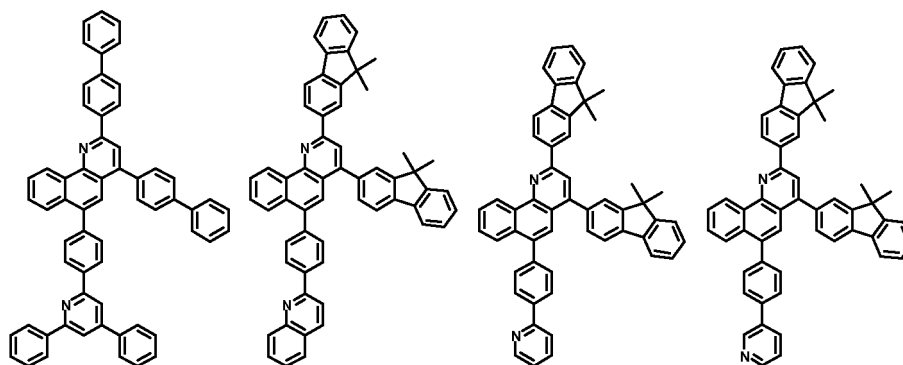
[Chemical Formula C69] [Chemical Formula C70] [Chemical Formula
 5 C71] [Chemical Formula C72]



[Chemical Formula C73] [Chemical Formula C74] [Chemical Formula
 25 C75] [Chemical Formula C76]



[Chemical Formula C77] [Chemical Formula C78] [Chemical Formula
 45 C79] [Chemical Formula C80]



[Chemical Formula C81] [Chemical Formula C82] [Chemical Formula

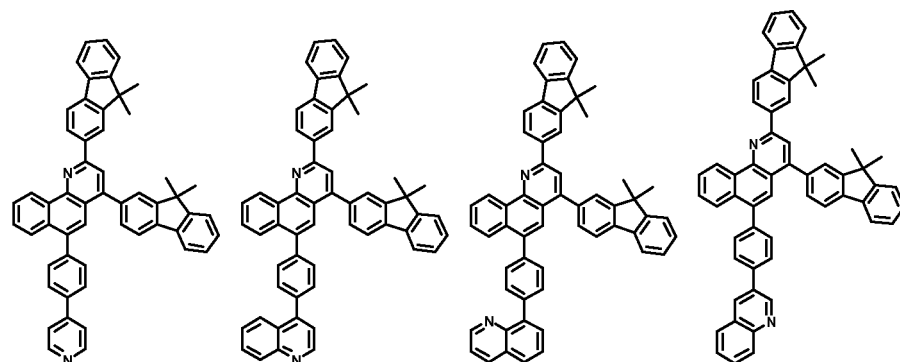
C83] [Chemical Formula C84]

5

10

15

20



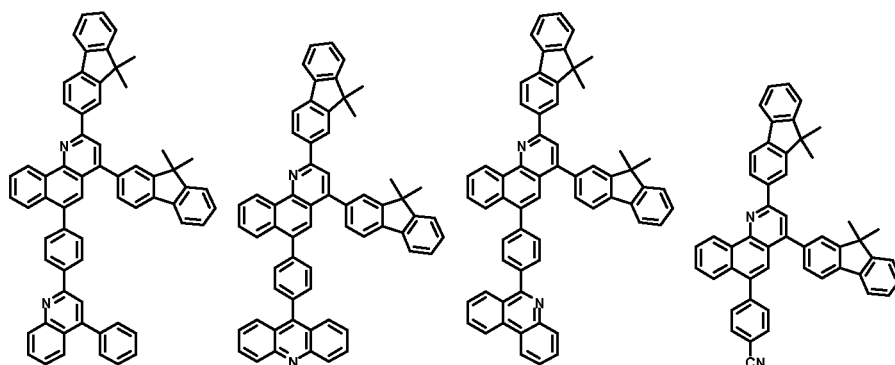
[Chemical Formula C85] [Chemical Formula C86] [Chemical Formula

C87] [Chemical Formula C88]

25

30

35



[Chemical Formula C89] [Chemical Formula C90] [Chemical Formula

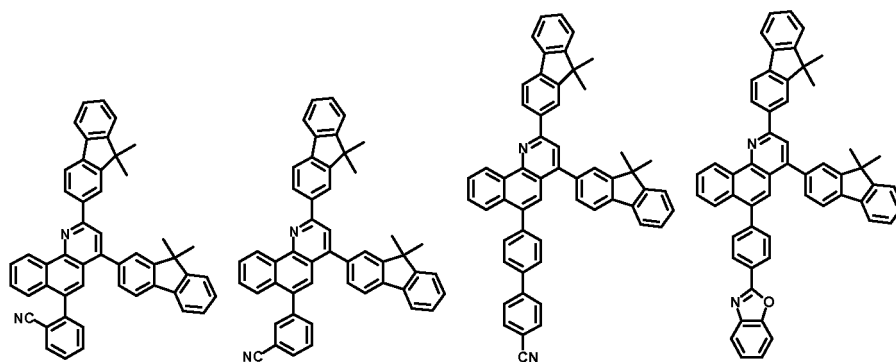
C91] [Chemical Formula C92]

40

45

50

55



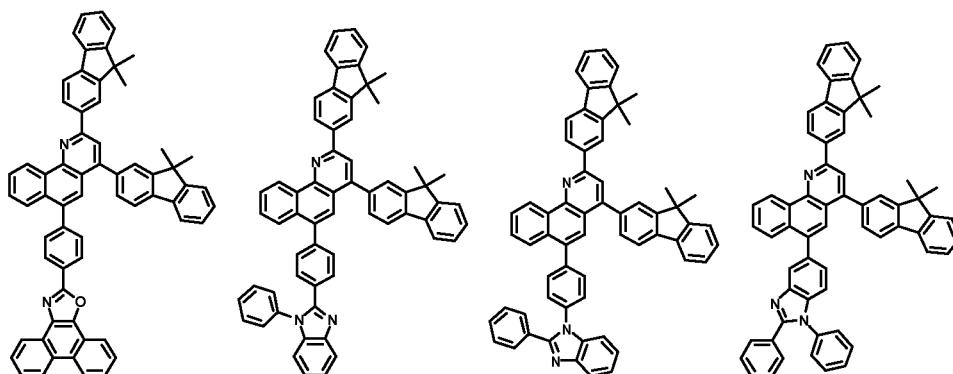
[Chemical Formula C93] [Chemical Formula C94] [Chemical Formula C95] [Chemical Formula C96]

5

10

15

20



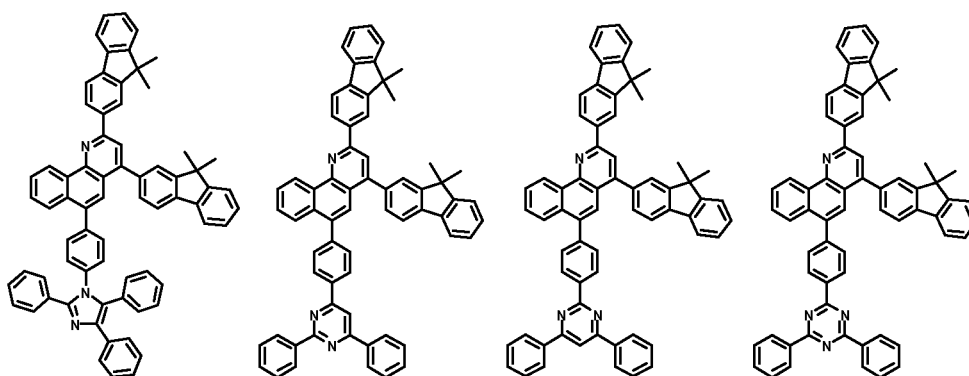
[Chemical Formula C97] [Chemical Formula C98] [Chemical Formula C99] [Chemical Formula C100]

25

30

35

40

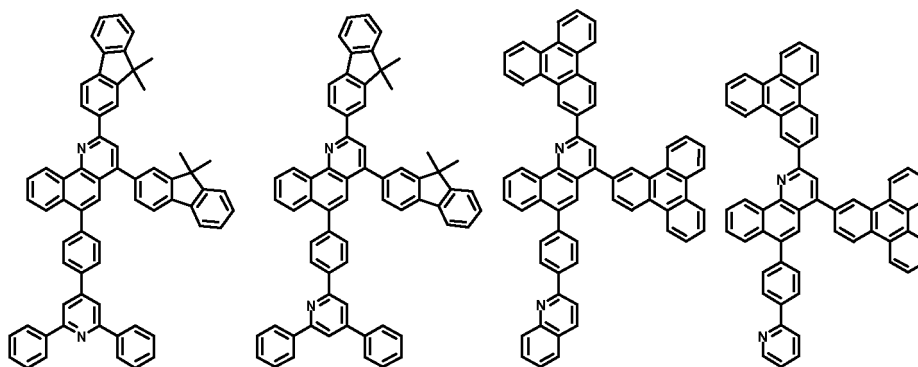


[Chemical Formula C101] [Chemical Formula C102] [Chemical Formula C103] [Chemical Formula C104]

45

50

55



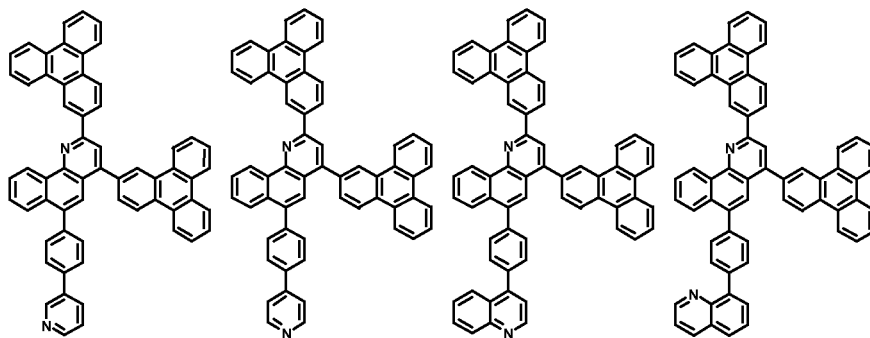
[Chemical Formula C105] [Chemical Formula C106] [Chemical Formula

5

C107] [Chemical Formula C108]

10

15



20

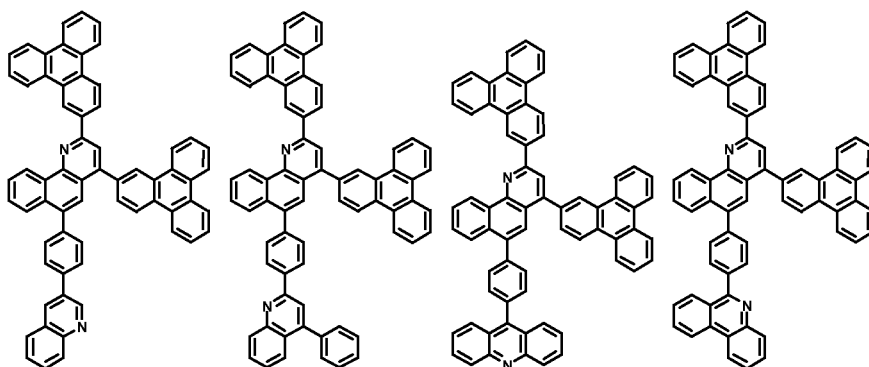
[Chemical Formula C109] [Chemical Formula C110] [Chemical Formula

C111] [Chemical Formula C112]

25

30

35



40

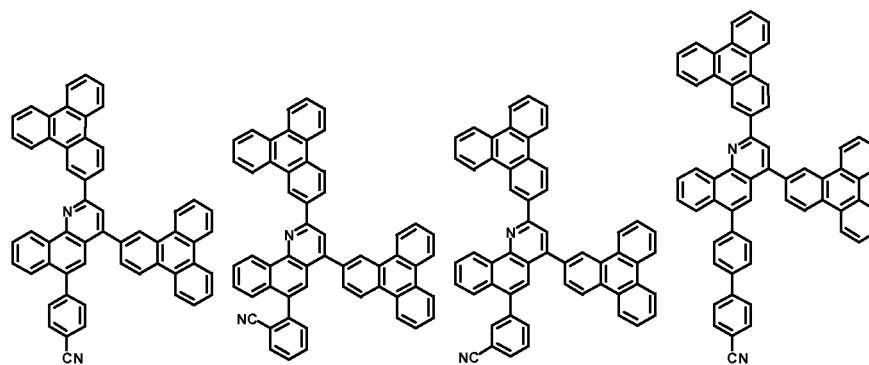
[Chemical Formula C113] [Chemical Formula C114] [Chemical Formula

C115] [Chemical Formula C116]

45

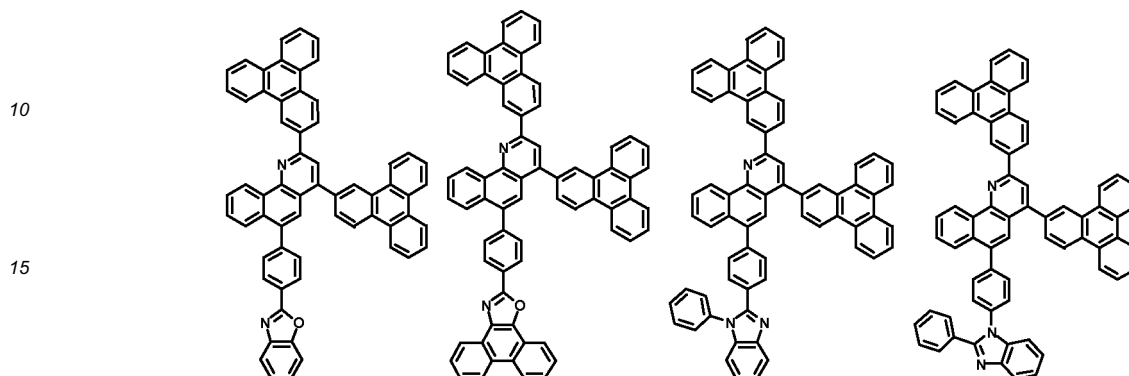
50

55



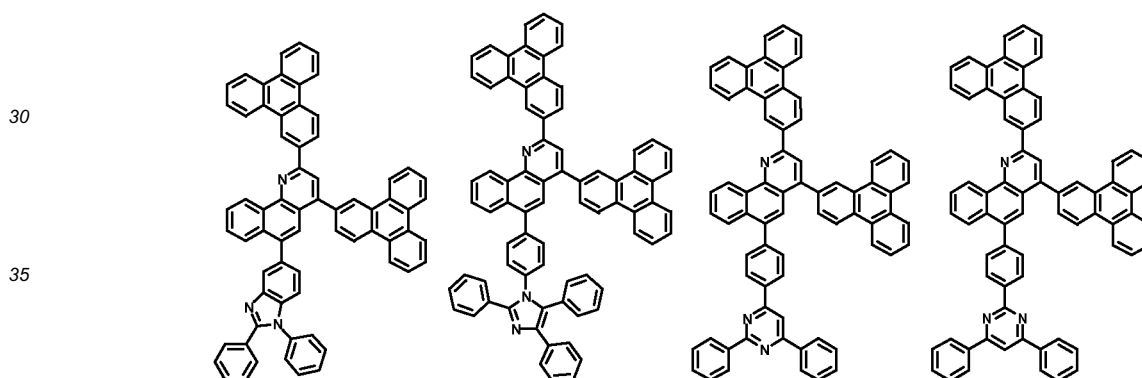
[Chemical Formula C117] [Chemical Formula C118] [Chemical Formula

5 C119] [Chemical Formula C120]



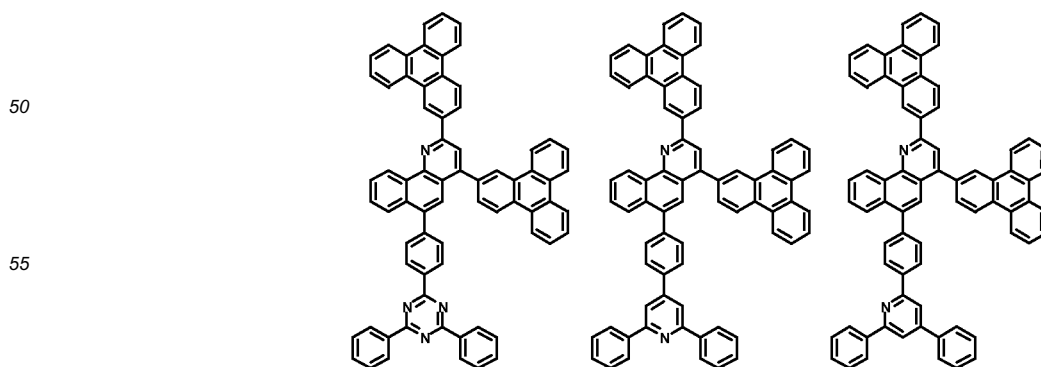
[Chemical Formula C121] [Chemical Formula C122] [Chemical Formula

25 C123] [Chemical Formula C124]



[Chemical Formula C125] [Chemical Formula C126] [Chemical Formula

45 C127]



[0034] The organic optoelectronic device may be selected from the group consisting of an organic photoelectric device, an organic light emitting diode, an organic solar cell, an organic transistor, an organic photo conductor drum, and an organic memory device.

[0035] According to another aspect of the present invention, an organic light emitting diode including an anode, a cathode, and at least one or more organic thin layer between the anode and the cathode is provided. At least one of the organic thin layer includes the compound for an organic optoelectronic device of the present invention described above.

[0036] The organic thin layer may be selected from the group consisting of an emission layer, a hole transport layer (HTL), a hole injection layer (HIL), an electron transport layer (ETL), an electron injection layer (EIL), a hole blocking layer, and a combination thereof.

[0037] The compound for an organic optoelectronic device may be included in an electron transport layer (ETL) or an electron injection layer (EIL).

[0038] The compound for an organic optoelectronic device may be included in an emission layer.

[0039] The compound for an organic optoelectronic device may be used as a phosphorescent or fluorescent host material in an emission layer.

[0040] The compound for an organic optoelectronic device may be used as a fluorescent blue dopant material in an emission layer.

[0041] According to another aspect of the present invention, a display device including the organic light emitting diode is provided.

[Advantageous Effects]

[0042] An organic optoelectronic device having excellent electrochemical and thermal stability and life-span characteristics, and high luminous efficiency at a low driving voltage may be provided.

[Description of the Drawings]

[0043] FIGS. 1 to 5 are cross-sectional views showing organic optoelectronic devices according to various embodiments of the present invention including compound for an organic optoelectronic device according to one embodiment of the present invention.

[Best Mode]

[0044] Exemplary embodiments of the present invention will hereinafter be described in detail. However, these embodiments are only exemplary, and the present invention is not limited thereto but rather is defined by the scope of the appended claims.

[0045] As used herein, when specific definition is not otherwise provided, the term "substituted" refers to one substituted with a C1 to C30 alkyl group, a C1 to C10 alkylsilyl group, a C3 to C30 cycloalkyl group, a C6 to C30 aryl group, a C1 to C10 alkoxy group, a fluoro group, a C1 to C10 trifluoro alkyl group such as trifluoromethyl group, or a cyano group.

[0046] As used herein, when specific definition is not otherwise provided, the term "hetero" refers to one including 1 to 3 hetero atoms selected from the group consisting of N, O, S, and P, and remaining carbons in one functional group.

[0047] As used herein, when a definition is not otherwise provided, the term "combination thereof" refers to at least two substituents bound to each other by a linker, or at least two substituents condensed to each other.

[0048] As used herein, when a definition is not otherwise provided, the term "alkyl" refers to an aliphatic hydrocarbon group. The alkyl group may be a "saturated alkyl group" that does not include a double bond or a triple bond.

[0049] The alkyl group may be an "unsaturated alkyl group" including at least one alkenyl group or alkynyl group. Regardless of being saturated or unsaturated, the alkyl may be branched, linear, or cyclic.

[0050] The alkyl group may be a C1 to C20 alkyl group. The alkyl group may be a C1 to C10 medium-sized alkyl group. The alkyl group may be a C1 to C6 lower alkyl group.

[0051] For example, a C1 to C4 alkyl group may have 1 to 4 carbon atoms and may be selected from the group consisting of methyl, ethyl, propyl, iso-propyl, n-butyl, iso-butyl, sec-butyl, and t-butyl.

[0052] Examples of an alkyl group may be selected from the group consisting of a methyl group, an ethyl group, a propyl group, an isopropyl group, a butyl group, an isobutyl group, a t-butyl group, a pentyl group, a hexyl group, an ethenyl group, a propenyl group, a butenyl group, a cyclopropyl group, a cyclobutyl group, a cyclopentyl group, a cyclohexyl group, and the like.

[0053] The term "aromatic group" may refer a functional group including a cyclic structure where all elements have p-orbitals which form conjugation. Specific examples include an aryl group and a heteroaryl group.

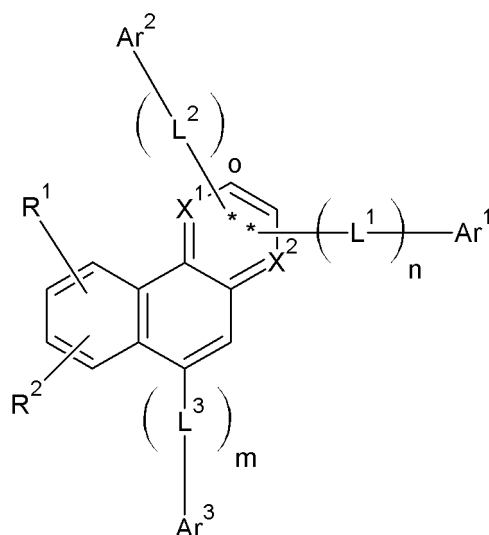
[0054] The term "aryl" may refer to a monocyclic or fused ring-containing polycyclic (i.e., rings sharing adjacent pairs of carbon atoms) groups.

[0055] The "heteroaryl group" may refer to one including 1 to 3 heteroatoms selected from the group consisting of N, O, S, and P in an aryl group, and remaining carbons.

[0056] The term "spiro structure" refers to a cyclic structure having a contact point of one carbon. Further, the spiro structure may be used as a compound including the spiro structure or a substituent including the spiro structure.

[0057] According to one embodiment of the present invention, a compound for an organic optoelectronic device represented by the following Chemical Formula 1 is provided.

[Chemical Formula 1]

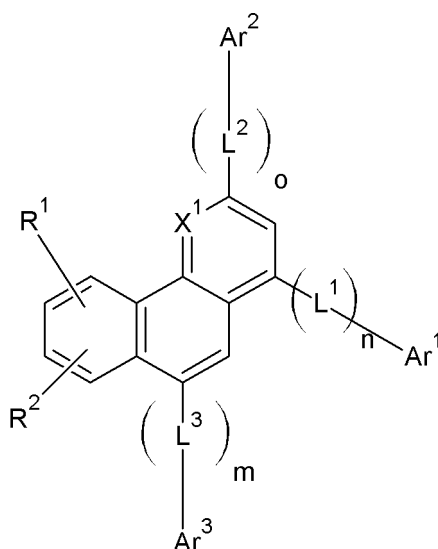


[0058] In Chemical Formula 1, X^1 and X^2 are the same or different and -N- or -CR¹-, wherein R¹ is from a sigma bond with one of the * ; or hydrogen, deuterium, a substituted or unsubstituted C1 to C20 alkyl group, a substituted or unsubstituted C6 to C30 aryl group, a substituted or unsubstituted C3 to C30 heteroaryl group, or a combination thereof, R¹ and R² are the same or different and independently hydrogen, deuterium, a substituted or unsubstituted C1 to C20 alkyl group, a substituted or unsubstituted C6 to C30 aryl group, a substituted or unsubstituted C3 to C30 heteroaryl group, or a combination thereof, Ar¹ to Ar³ are the same or different and independently substituted or unsubstituted C6 to C30 aryl group; or a substituted or unsubstituted C3 to C30 heteroaryl group, L¹ to L³ are the same or different and independently a single bond, a substituted or unsubstituted C2 to C6 alkenyl group, a substituted or unsubstituted C2 to C6 alkynyl group, a substituted or unsubstituted C6 to C30 arylene group, a substituted or unsubstituted C3 to C30 heteroarylene group, or a combination thereof, and n, m or o are the same or different and independently 0 or 1.

[0059] The compound for an organic optoelectronic device represented by the above Chemical Formula 1 according to one embodiment includes a fused ring core including a nitrogen atom optionally and three substituted or unsubstituted aryl groups or substituted or unsubstituted heteroaryl groups.

[0060] As example of the compound represented by the above Chemical Formula 1 may be a compound represented by the following Chemical Formula 2.

[Chemical Formula 2]



[0061] In Chemical Formula 2, X¹ is -N- or -CR'-, wherein R' is hydrogen, deuterium, a substituted or unsubstituted C1 to C20 alkyl group, a substituted or unsubstituted C6 to C30 aryl group, a substituted or unsubstituted C3 to C30 heteroaryl group, or a combination thereof, R¹ and R² are the same or different and independently hydrogen, deuterium, a substituted or unsubstituted C1 to C20 alkyl group, a substituted or unsubstituted C6 to C30 aryl group, a substituted or unsubstituted C3 to C30 heteroaryl group, or a combination thereof, Ar¹ to Ar³ are the same or different and independently substituted or unsubstituted C6 to C30 aryl group; or a substituted or unsubstituted C3 to C30 heteroaryl group, L¹ to L³ are the same or different and independently a single bond, a substituted or unsubstituted C2 to C6 alkenyl group, a substituted or unsubstituted C2 to C6 alkynyl group, a substituted or unsubstituted C6 to C30 arylene group, a substituted or unsubstituted C3 to C30 heteroarylene group, or a combination thereof, and n, m or o are the same or different and independently 0 or 1.

[0062] In the case of the structure represented by Chemical Formula 2, it has merits of being easily synthesized, preventing being easily crystallized as an asymmetric structure in a device, and having high thermal stability due to a bulk core.

[0063] The fused ring core may include at least one of nitrogen atom, for example, may include two or one of nitrogen atom.

[0064] That is to say, X¹ may be N.

[0065] The compound may control the characteristics of entire compound by introducing appropriate substituent to a core structure having excellent electron characteristics.

[0066] The compound for an organic optoelectronic device may have various energy band gaps by introducing the various other substituents to the core part and the substituent substituted in the core part. Thereby, the compound may be applied to an electron injection layer (EIL) and transport layer or also applied to an emission layer.

[0067] By applying the compound having an appropriate energy level according to the substituent of the compound to the organic photoelectric device, the electron transport property is enforced to provide excellent effects on the efficiency and the driving voltage, and electrochemical and thermal stability are so excellent to improve the life-span characteristics during driving an organic photoelectric device.

[0068] The electron characteristic refers to characteristic that electron formed in the negative electrode is easily injected into the emission layer and transported in the emission layer due to conductive characteristics according to LUMO level.

[0069] In an opposite concept, the hole characteristic refers to characteristic that hole formed in the positive electrode is easily injected into the emission layer and transported in the emission layer due to conductive characteristic according to HOMO level.

[0070] Ar¹ to Ar³ are the same or different and may be independently a substituted or unsubstituted C6 to C30 aryl group; or a substituted or unsubstituted C3 to C30 heteroaryl group.

[0071] The asymmetric structure having bipolar characteristics may be provided by appropriately combining the substituent, and the asymmetric structure having bipolar characteristics may improve the electron transport property, so it is anticipated to improve the luminous efficiency and performance of device using the same.

[0072] The substituted or unsubstituted C3 to C30 heteroaryl group may be, for example a substituted or unsubstituted imidazolyl group, a substituted or unsubstituted triazolyl group, a substituted or unsubstituted tetrazolyl group, a substi-

tuted or unsubstituted carbazolyl group, a substituted or unsubstituted oxadiazolyl group, a substituted or unsubstituted oxatriazolyl group, a substituted or unsubstituted thiaziazolyl group, a substituted or unsubstituted benzimidazolyl group, a substituted or unsubstituted benzotriazolyl group, a substituted or unsubstituted pyridinyl group, a substituted or unsubstituted pyrimidinyl group, a substituted or unsubstituted triazinyl group, a substituted or unsubstituted pyrazinyl group, a substituted or unsubstituted pyridazinyl group, a substituted or unsubstituted purinyl group, a substituted or unsubstituted quinolinyl group, a substituted or unsubstituted isoquinolinyl group, a substituted or unsubstituted phthalazinyl group, a substituted or unsubstituted naphpyridinyl group, a substituted or unsubstituted quinoxalanyl group, a substituted or unsubstituted quinazolinyl group, a substituted or unsubstituted acridinyl group, a substituted or unsubstituted phenanthrolinyl group, a substituted or unsubstituted phenazinyl group, and the like. A combination thereof may be also included.

[0073] The substituted or unsubstituted C6 to C30 aryl group may be, for example a substituted or unsubstituted phenyl group, a substituted or unsubstituted naphthyl group, a substituted or unsubstituted triperylene group, a substituted or unsubstituted fluorenyl group, a substituted or unsubstituted spirofluorenyl group, a substituted or unsubstituted biphenyl group, a substituted or unsubstituted terphenyl group, a substituted or unsubstituted pyrenyl group, a substituted or unsubstituted perylene group, a substituted or unsubstituted phenanthrenyl group, a substituted or unsubstituted anthracenyl group, and the like. A combination thereof may be also included.

[0074] At least one of Ar¹ or Ar² may be a substituted or unsubstituted C3 to C30 heteroaryl group. In this case, the electron characteristic of entire compound may be further enforced by the electron characteristics of general heteroaryl groups.

[0075] Ar¹ may be a substituted or unsubstituted C3 to C30 heteroaryl group, and Ar² and Ar³ may be a substituted or unsubstituted C6 to C30 aryl group. When having the structure, the molecule polarity may be controlled to improve electron injection and transport capability.

[0076] Ar² may be a substituted or unsubstituted C3 to C30 heteroaryl group, and Ar¹ and Ar³ may be a substituted or unsubstituted C6 to C30 aryl group. By polarizing the molecular polarity when having the structure, the property of injecting and transporting electron may be improved.

[0077] By appropriately combining the substituent, the compound may have the structure of excellent thermal stability and excellent resistance to oxidation.

[0078] L¹ to L³ may be the same or different and may be, for example independently substituted or unsubstituted ethynylene, a substituted or unsubstituted ethynylene, a substituted or unsubstituted phenylene, a substituted or unsubstituted biphenylene, a substituted or unsubstituted naphthalene, a substituted or unsubstituted pyridinylene, a substituted or unsubstituted pyrimidinylene, a substituted or unsubstituted triazinylene, and the like.

[0079] Since the substituent has π -bond, the substituent increases triplet energy bandgap by controlling the total π -conjugation length of compound, so as to be very usefully applied to the emission layer of organic photoelectric device as phosphorescent host. But since n, m, or o may be independently 0, the linking groups such as L¹ to L³ may be not present.

[0080] R¹ and R² are the same or different and independently hydrogen, deuterium, a substituted or unsubstituted C1 to C20 alkyl group, a substituted or unsubstituted C6 to C30 aryl group, a substituted or unsubstituted C3 to C30 heteroaryl group, or a combination thereof.

[0081] The entire compound may have a bulk structure by controlling the substituents, so the crystallinity may be decreased. When the crystallinity of entire compound is decreased, the life-span of organic photoelectric device using the same may be prolonged.

[0082] The compound for an organic optoelectronic device may be represented by one of the following Chemical Formulae A1 to A126. However, the present invention is not limited to the following compounds.

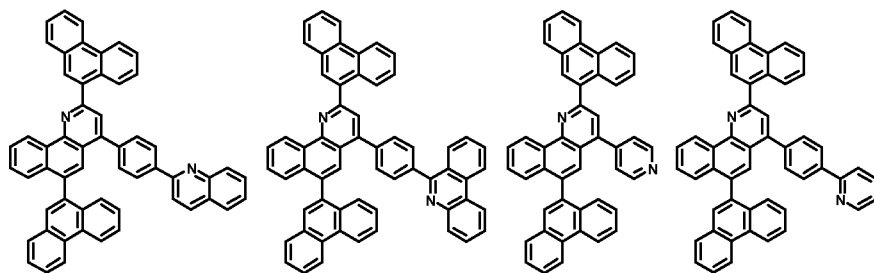
[Chemical Formula A1] [Chemical Formula A2] [Chemical Formula A3]

5

[Chemical Formula A4]

10

15



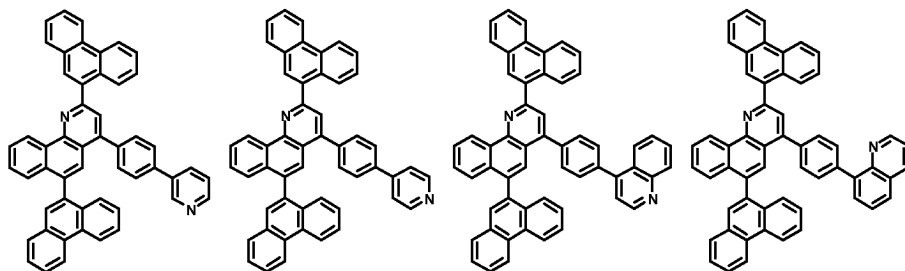
[Chemical Formula A5] [Chemical Formula A6] [Chemical Formula A7]

20

[Chemical Formula A8]

25

30



35

[Chemical Formula A9] [Chemical Formula A10] [Chemical Formula A11]

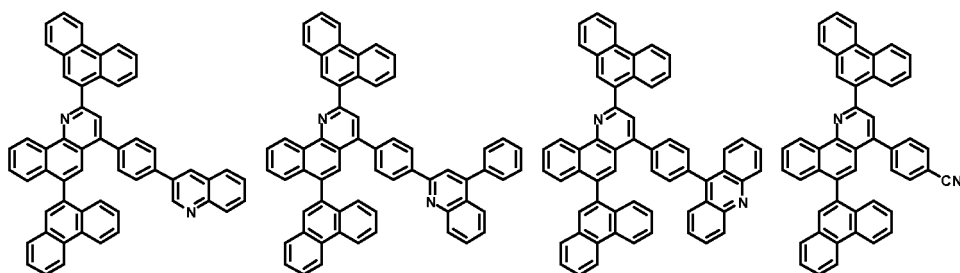
[Chemical Formula A12]

40

45

50

55

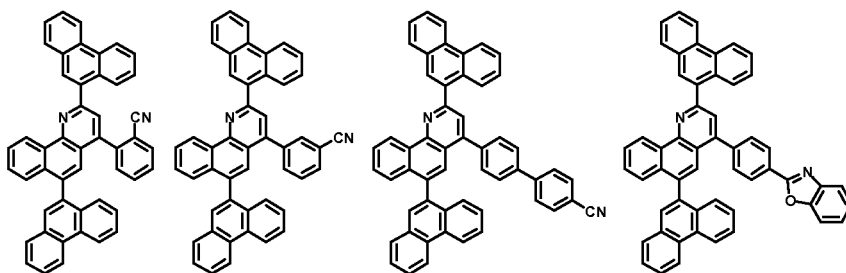


[Chemical Formula A13] [Chemical Formula A14] [Chemical Formula

5 A15] [Chemical Formula A16]

10

15

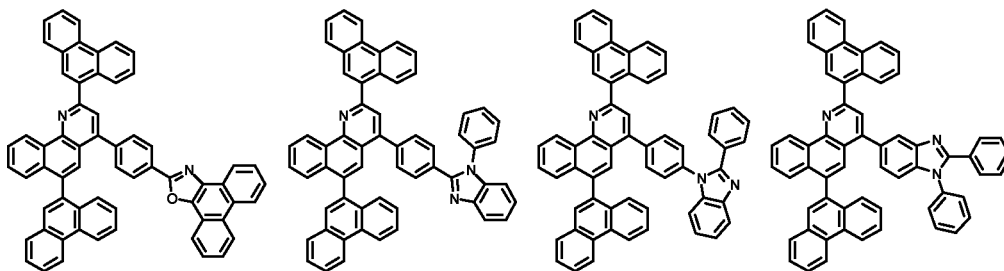


[Chemical Formula A17] [Chemical Formula A18] [Chemical Formula

20 A19] [Chemical Formula A20]

25

30



[Chemical Formula A21] [Chemical Formula A22] [Chemical Formula

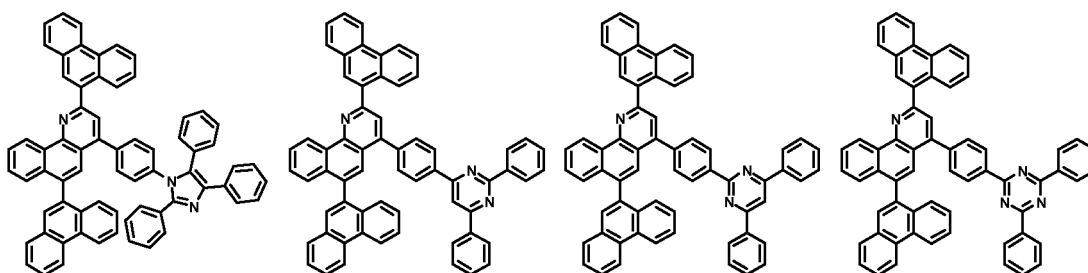
35 A23] [Chemical Formula A24]

40

45

50

55

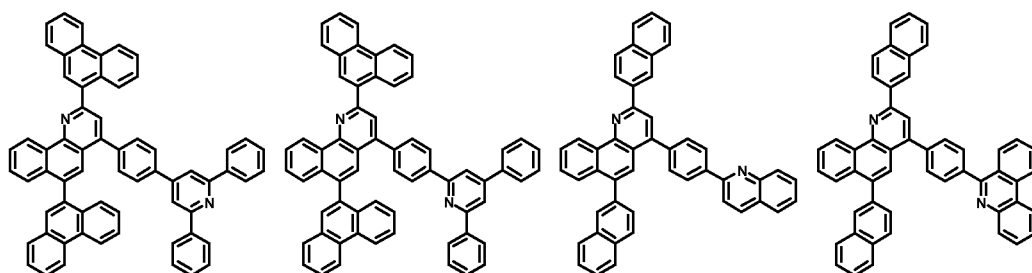


[Chemical Formula A25] [Chemical Formula A26] [Chemical Formula
A27] [Chemical Formula A28]

5

10

15

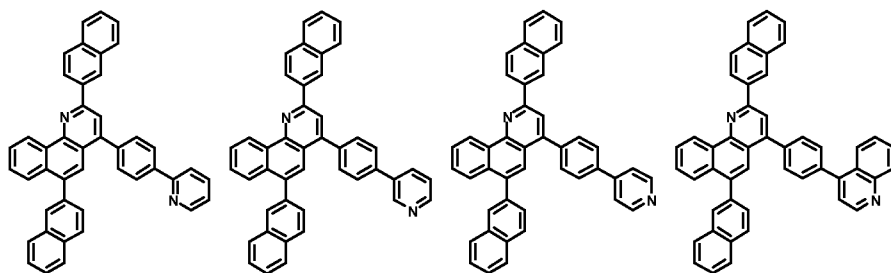


[Chemical Formula A29] [Chemical Formula A30] [Chemical Formula
A31] [Chemical Formula A32]

20

25

30

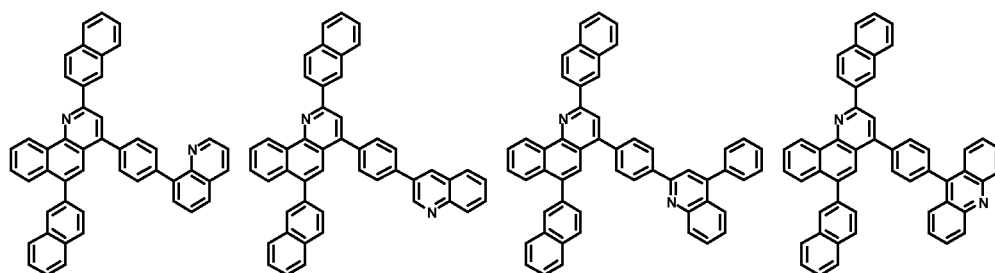


[Chemical Formula A33] [Chemical Formula A34] [Chemical Formula
A35] [Chemical Formula A36]

35

40

45



[Chemical Formula A37] [Chemical Formula A38] [Chemical Formula

50

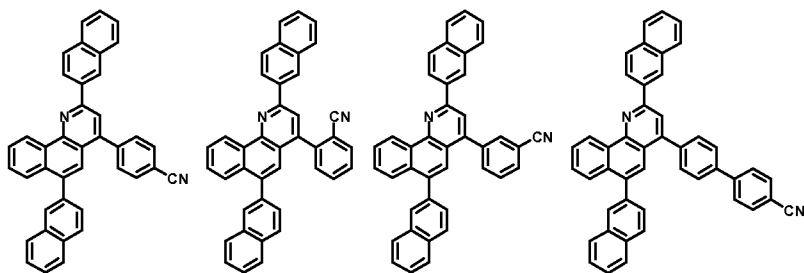
55

A39] [Chemical Formula A40]

5

10

15



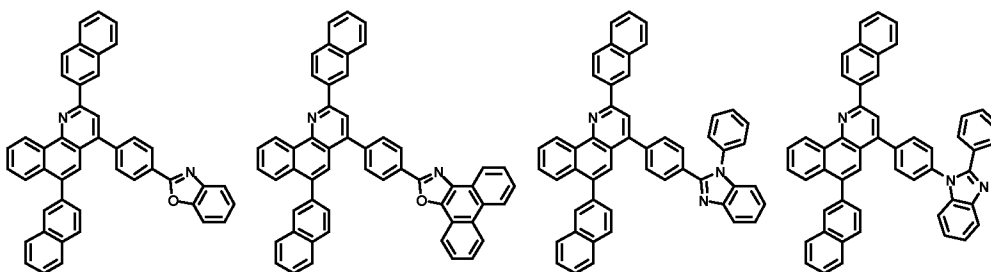
[Chemical Formula A41] [Chemical Formula A42] [Chemical Formula

A43] [Chemical Formula A44]

20

25

30



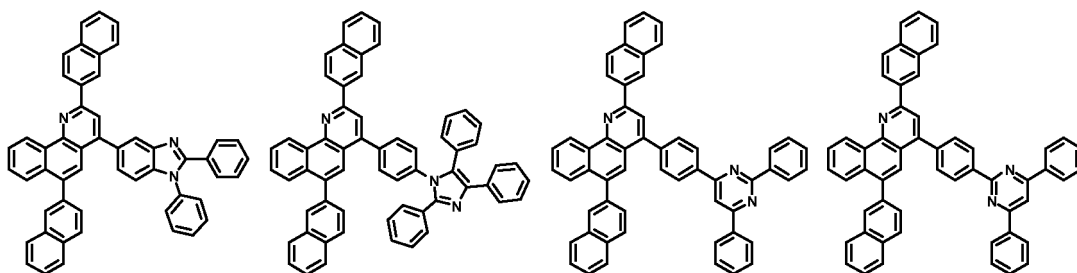
[Chemical Formula A45] [Chemical Formula A46] [Chemical Formula

A47] [Chemical Formula A48]

35

40

45



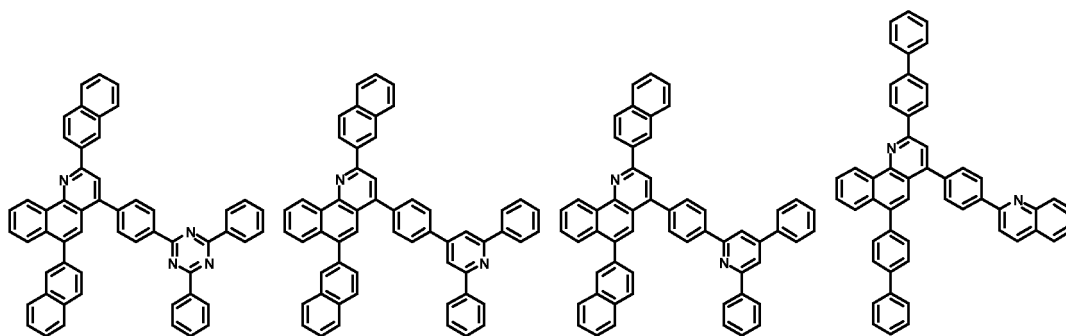
[Chemical Formula A49] [Chemical Formula A50] [Chemical Formula

A51] [Chemical Formula A52]

50

55

5



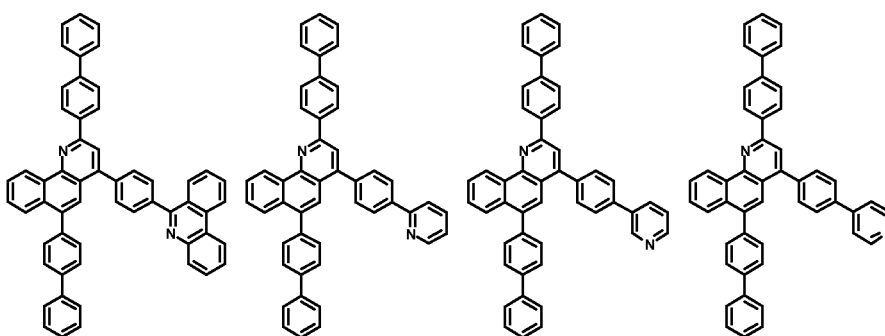
10

[Chemical Formula A53] [Chemical Formula A54] [Chemical Formula

15

A55] [Chemical Formula A56]

20



25

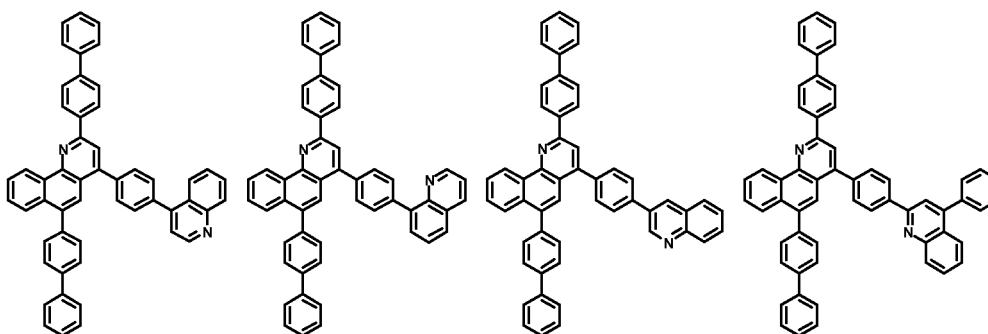
30

[Chemical Formula A57] [Chemical Formula A58] [Chemical Formula

35

A59] [Chemical Formula A60]

40



45

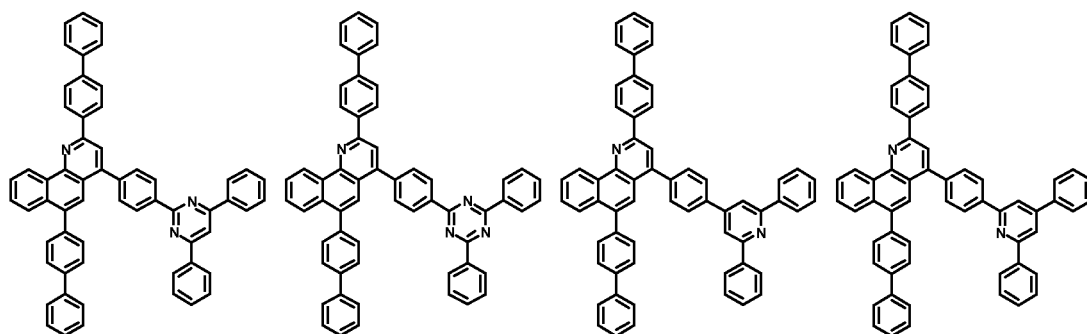
50

[Chemical Formula A61] [Chemical Formula A62] [Chemical Formula

A63] [Chemical Formula A64]

55

5

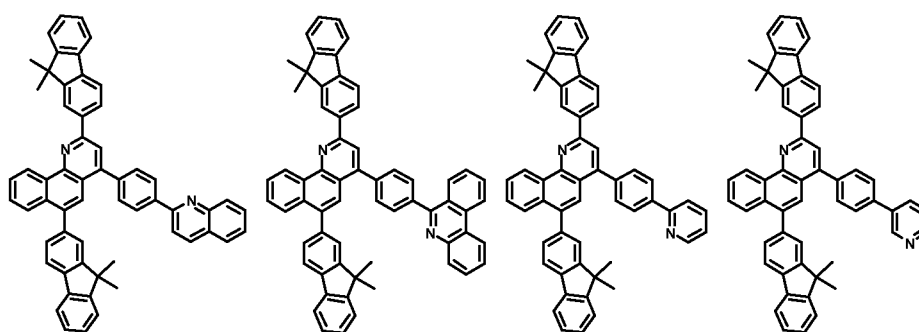


10

15

[Chemical Formula A77] [Chemical Formula A78] [Chemical Formula A79] [Chemical Formula A80]

20

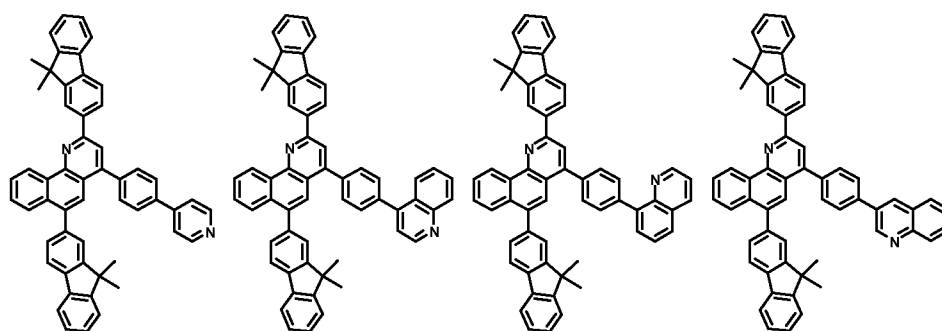


25

30

[Chemical Formula A81] [Chemical Formula A82] [Chemical Formula A83] [Chemical Formula A84]

35



40

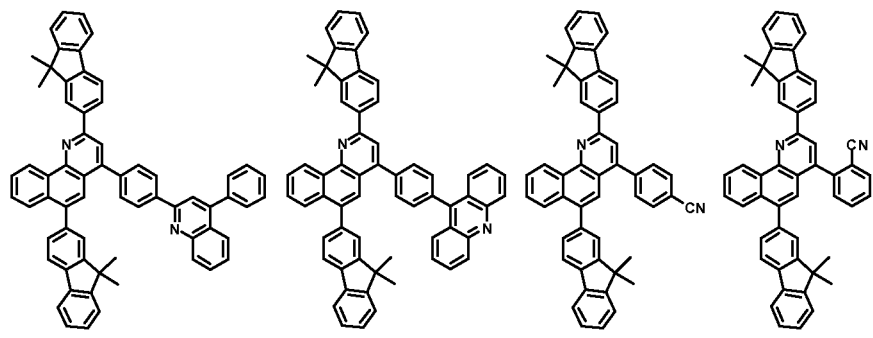
45

50

[Chemical Formula A85] [Chemical Formula A86] [Chemical Formula A87] [Chemical Formula A88]

55

5



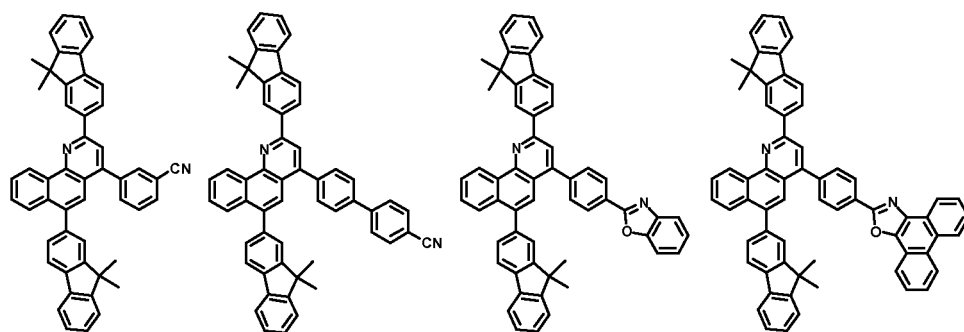
10

[Chemical Formula A89] [Chemical Formula A90] [Chemical Formula

15

A91] [Chemical Formula A92]

20



25

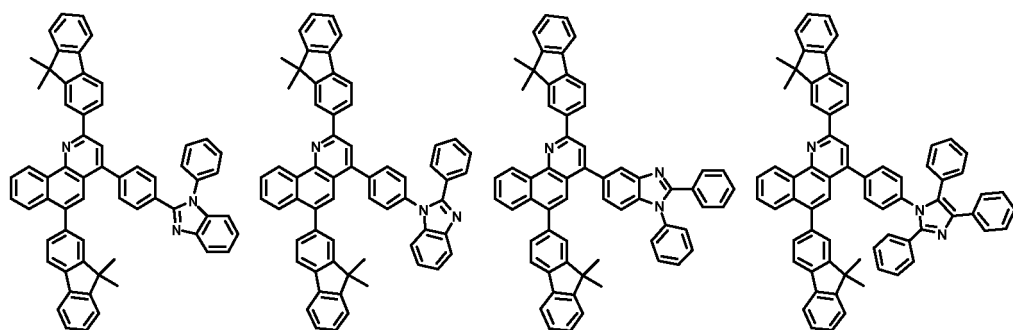
30

[Chemical Formula A93] [Chemical Formula A94] [Chemical Formula

35

A95] [Chemical Formula A96]

40



45

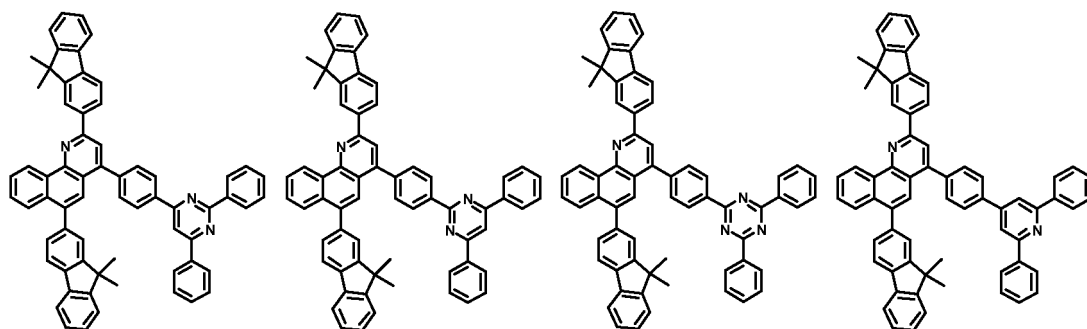
50

[Chemical Formula A97] [Chemical Formula A98] [Chemical Formula

A99] [Chemical Formula A100]

55

5



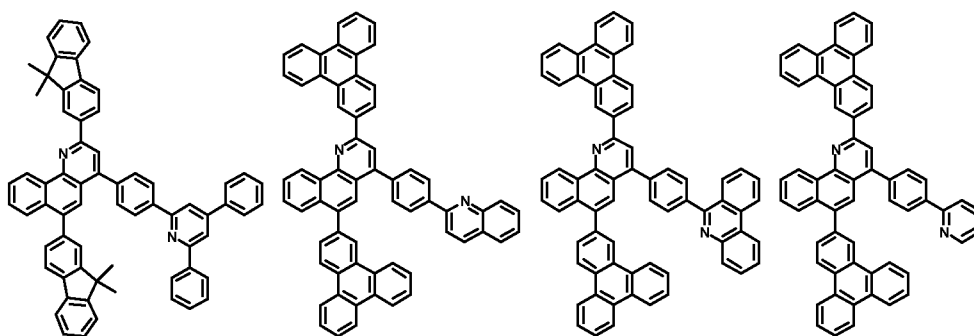
10

[Chemical Formula A101] [Chemical Formula A102] [Chemical Formula

15

A103] [Chemical Formula A104]

20



25

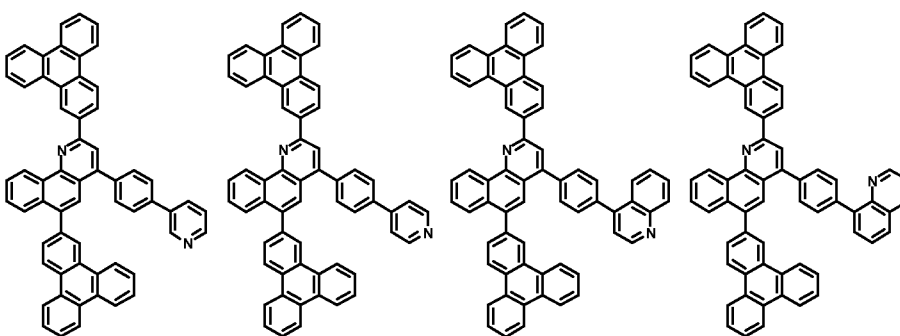
30

[Chemical Formula A105] [Chemical Formula A106] [Chemical Formula

35

A107] [Chemical Formula A108]

40



45

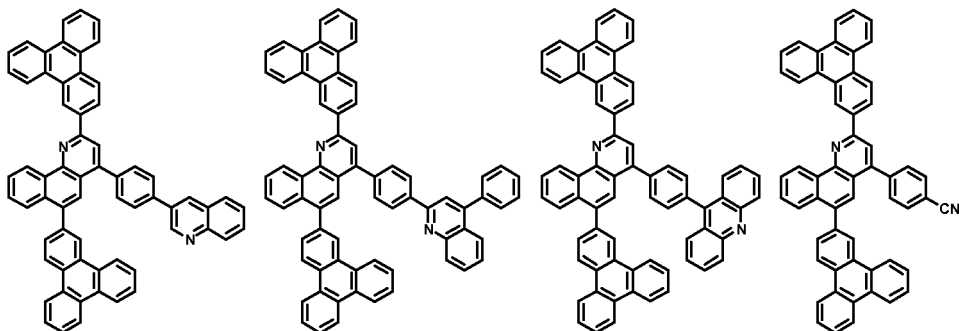
[Chemical Formula A109] [Chemical Formula A110] [Chemical Formul

50

A111] [Chemical Formula A112]

55

5

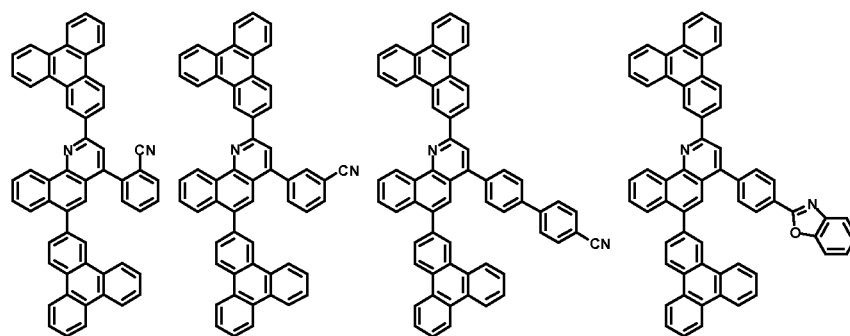


10

[Chemical Formula A113] [Chemical Formula A114] [Chemical Formula A115] [Chemical Formula A116]

15

20



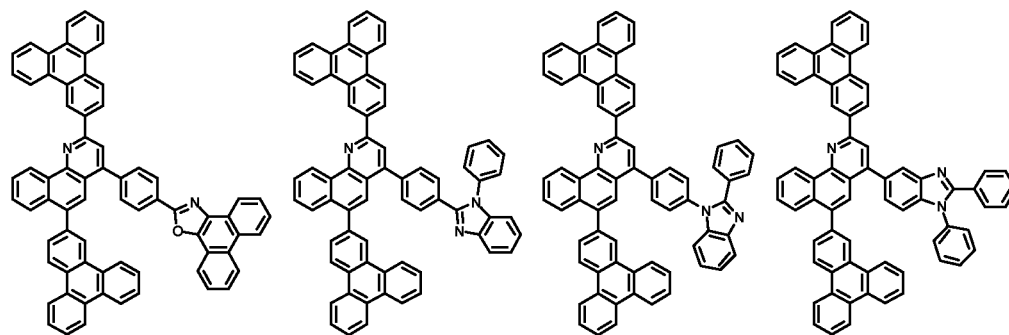
25

30

[Chemical Formula A117] [Chemical Formula A118] [Chemical Formula A119] [Chemical Formula A120]

35

40



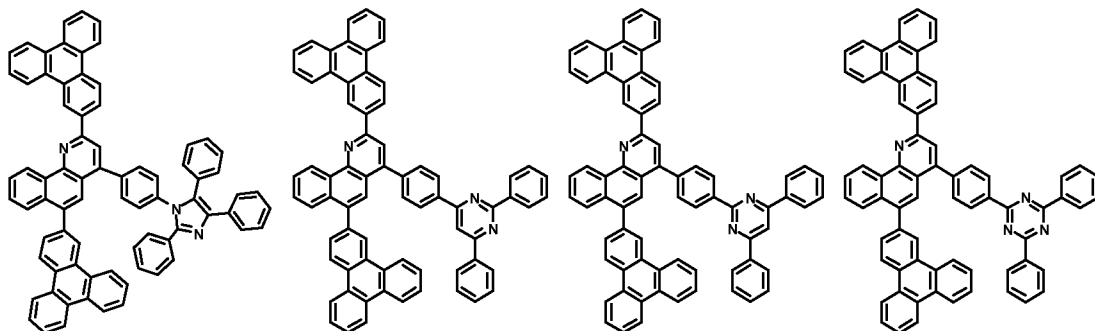
45

[Chemical Formula A121] [Chemical Formula A122] [Chemical Formula A123] [Chemical Formula A124]

50

55

5

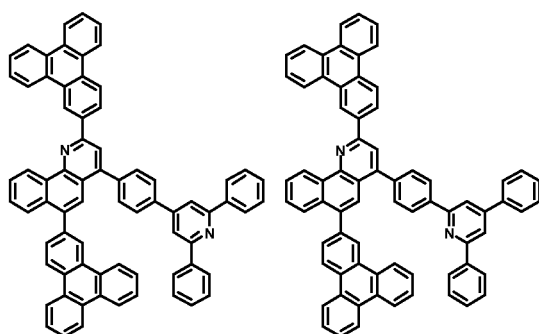


10

[Chemical Formula A125] [Chemical Formula A126]

15

20



25

[0083] The compound for an organic optoelectronic device may be represented by one of the following Chemical Formulae B1 to B125. However, the present invention is not limited to the following compounds.

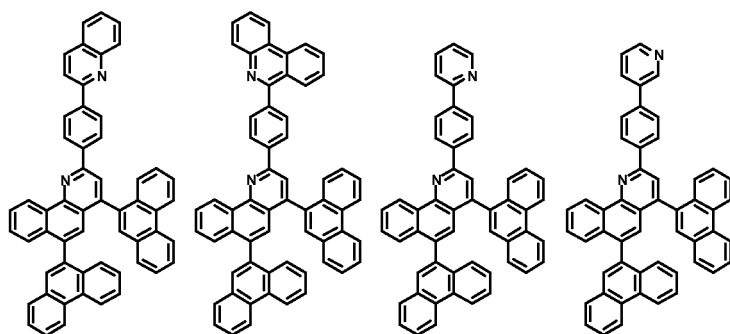
30

[Chemical Formula B1] [Chemical Formula B2] [Chemical Formula B3]

35

[Chemical Formula B4]

40



45

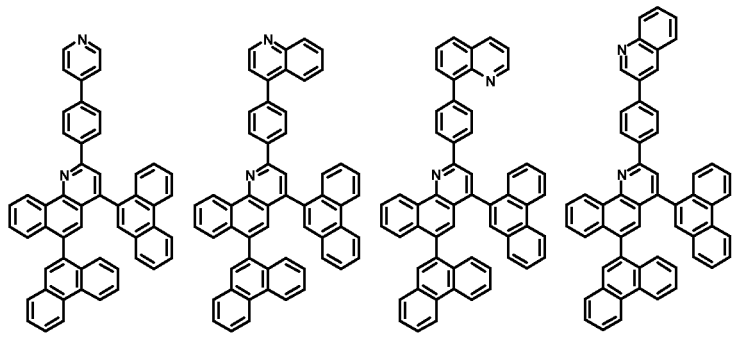
50

[Chemical Formula B5] [Chemical Formula B6] [Chemical Formula B7]

[Chemical Formula B8]

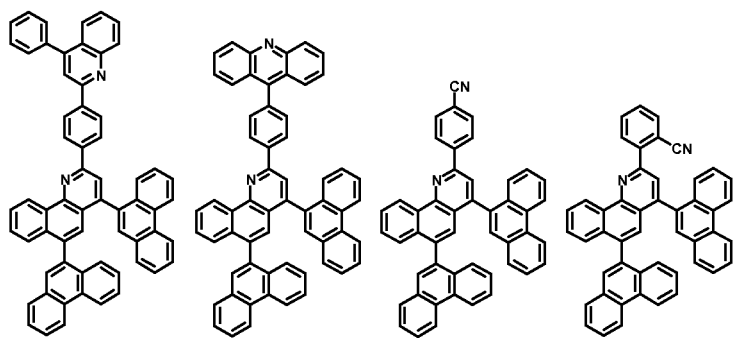
55

5
10
15
20
25
30
35
40
45
50
55



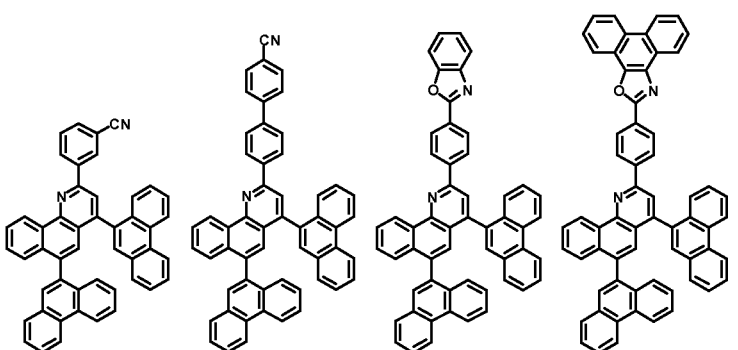
[Chemical Formula B9] [Chemical Formula B10] [Chemical Formula B11]

[Chemical Formula B12]



[Chemical Formula B13] [Chemical Formula B14] [Chemical Formula

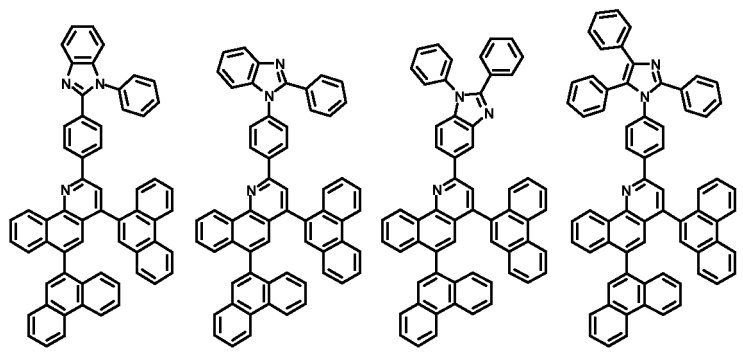
B15] [Chemical Formula B16]



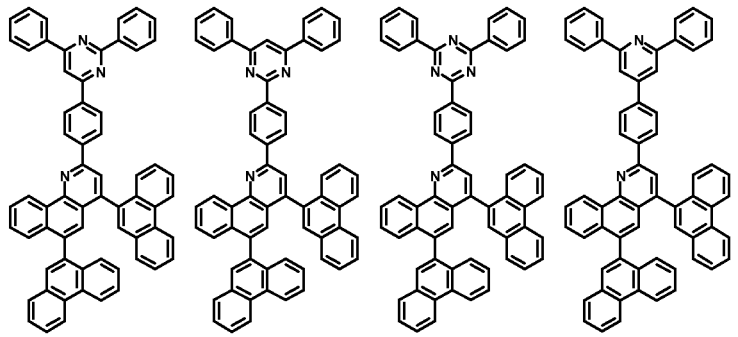
[Chemical Formula B17] [Chemical Formula B18] [Chemical Formula

B19] [Chemical Formula B20]

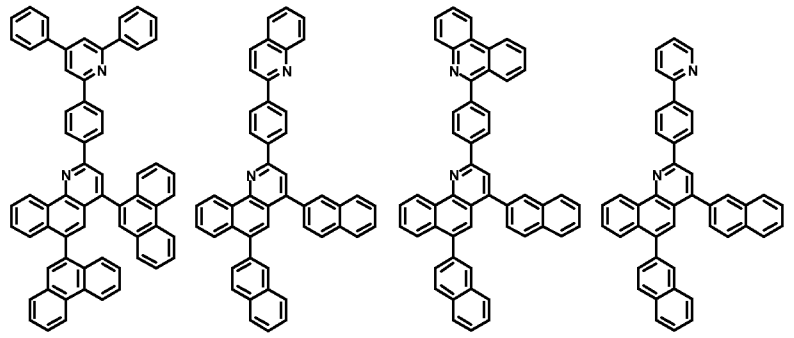
5
10
15
20
25
30
35
40
45
50
55



[Chemical Formula B21] [Chemical Formula B22] [Chemical Formula B23] [Chemical Formula B24]

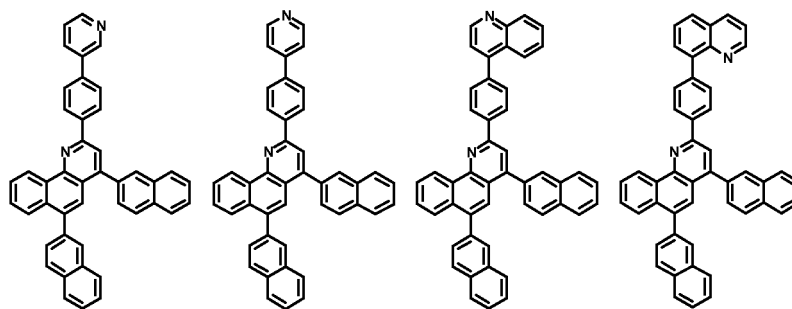


[Chemical Formula B25] [Chemical Formula B26] [Chemical Formula B27] [Chemical Formula B28]



[Chemical Formula B29] [Chemical Formula B30] [Chemical Formula B31] [Chemical Formula B32]

5



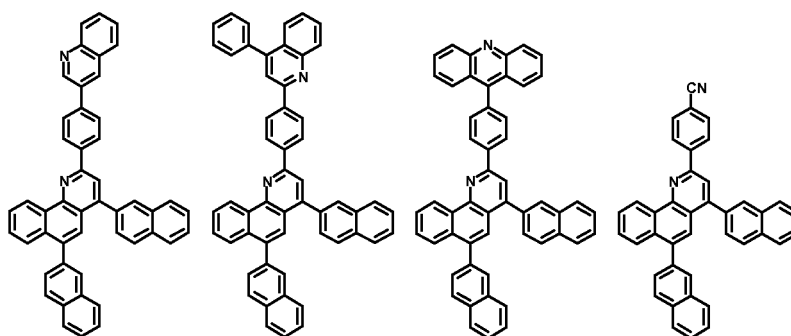
10

[Chemical Formula B33] [Chemical Formula B34] [Chemical Formula

15

B35] [Chemical Formula B36]

20



25

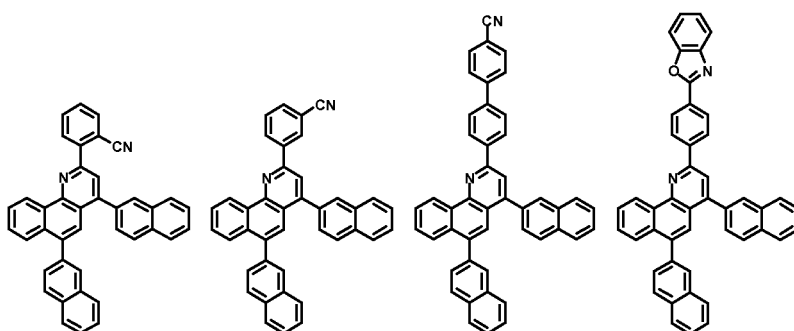
30

[Chemical Formula B37] [Chemical Formula B38] [Chemical Formula

35

B39] [Chemical Formula B40]

40



45

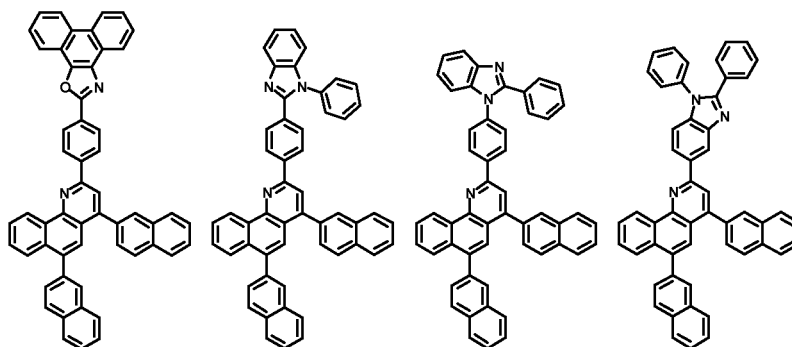
[Chemical Formula B41] [Chemical Formula B42] [Chemical Formula

50

B43] [Chemical Formula B44]

55

5

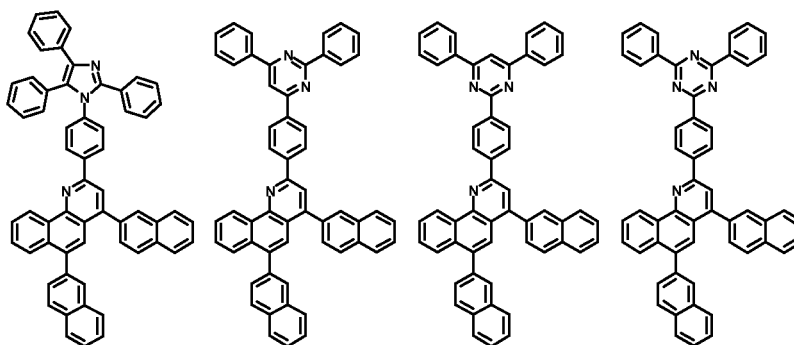


10

15

[Chemical Formula B45] [Chemical Formula B46] [Chemical Formula B47] [Chemical Formula B48]

20



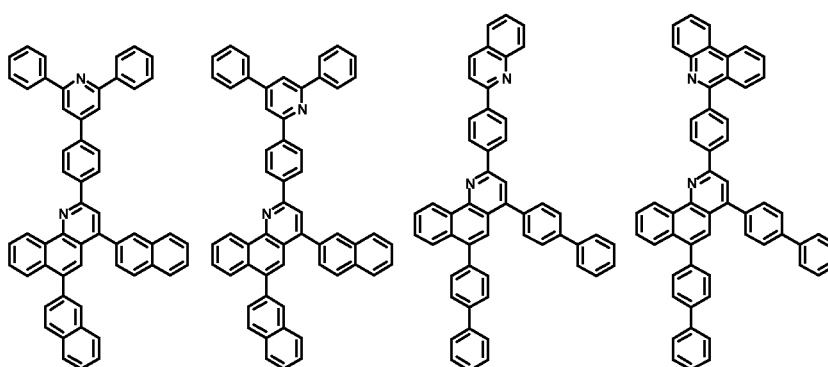
25

30

35

[Chemical Formula B49] [Chemical Formula B50] [Chemical Formula B51] [Chemical Formula B52]

40



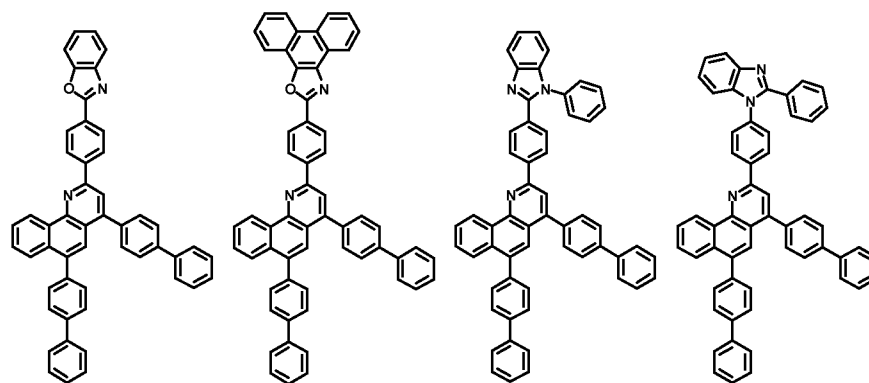
45

50

55

[Chemical Formula B53] [Chemical Formula B54] [Chemical Formula B55] [Chemical Formula B56]

5

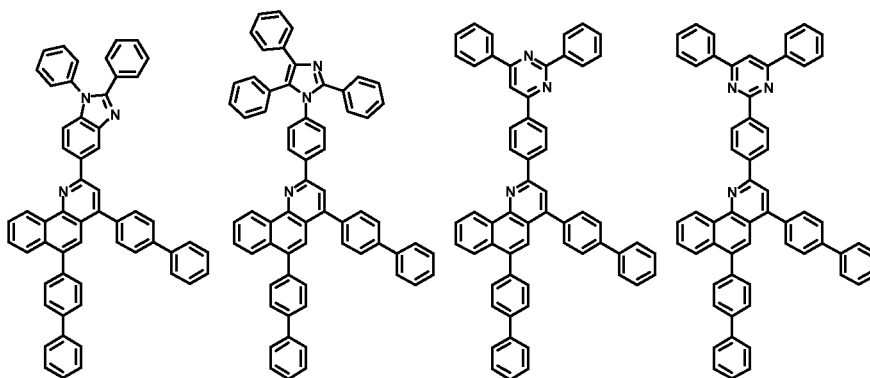


10

15

[Chemical Formula B69] [Chemical Formula B70] [Chemical Formula B71] [Chemical Formula B72]

20



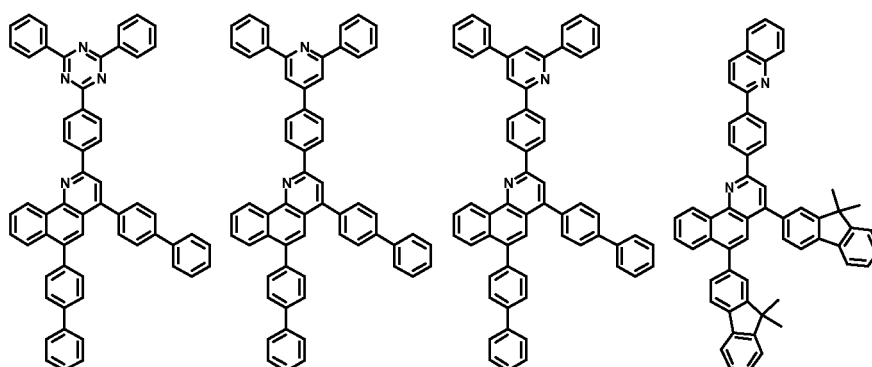
25

30

35

[Chemical Formula B73] [Chemical Formula B74] [Chemical Formula B75] [Chemical Formula B76]

40



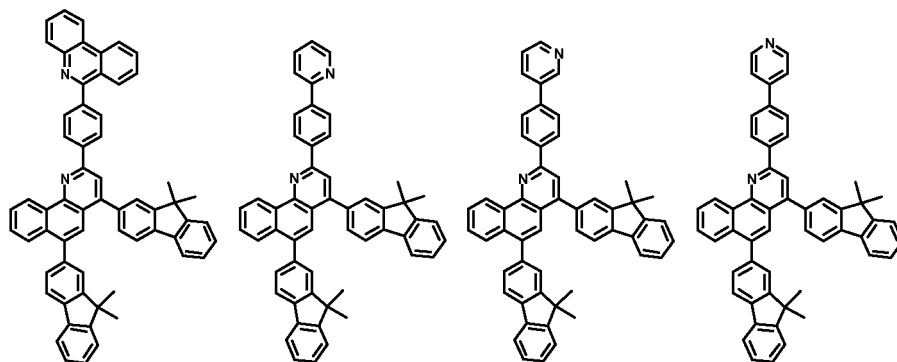
45

50

55

[Chemical Formula B77] [Chemical Formula B78] [Chemical Formula B79] [Chemical Formula B80]

5

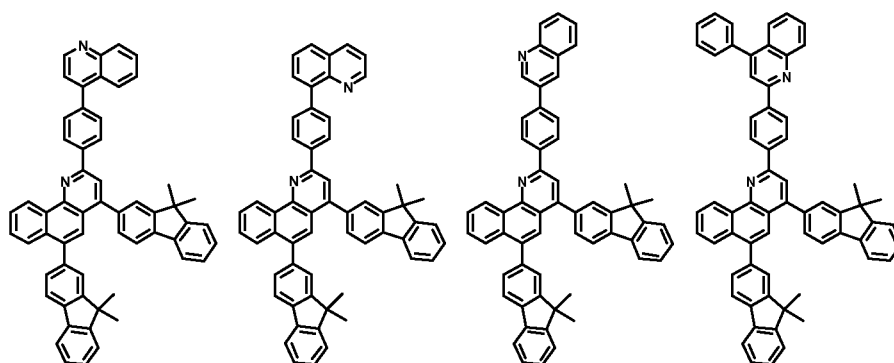


10

15

[Chemical Formula B81] [Chemical Formula B82] [Chemical Formula B83] [Chemical Formula B84]

20



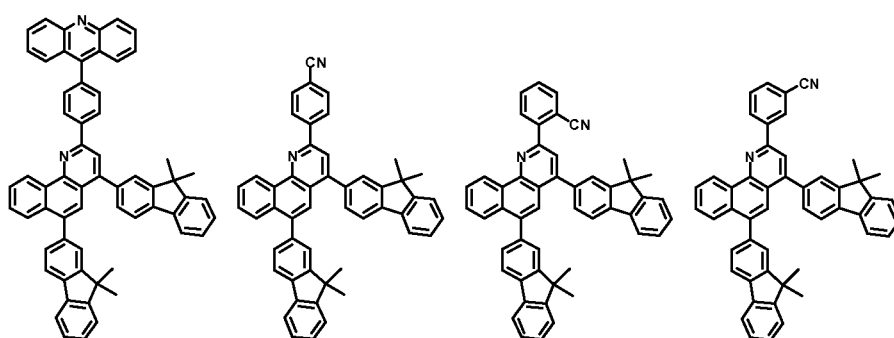
25

30

35

[Chemical Formula B85] [Chemical Formula B86] [Chemical Formula B87] [Chemical Formula B88]

40



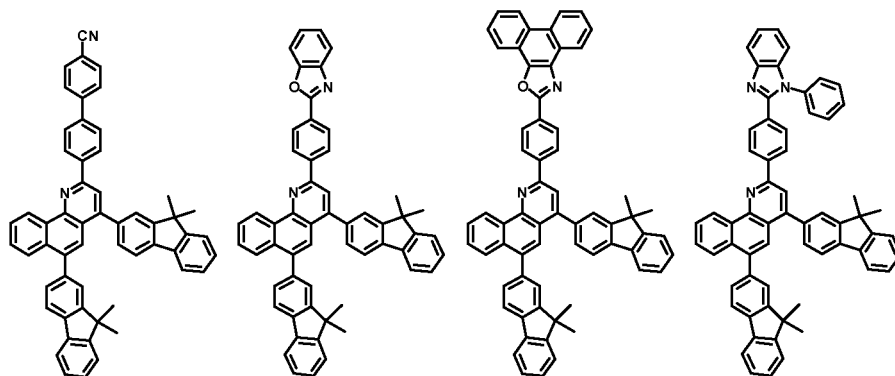
45

50

[Chemical Formula B89] [Chemical Formula B90] [Chemical Formula B91] [Chemical Formula B92]

55

5



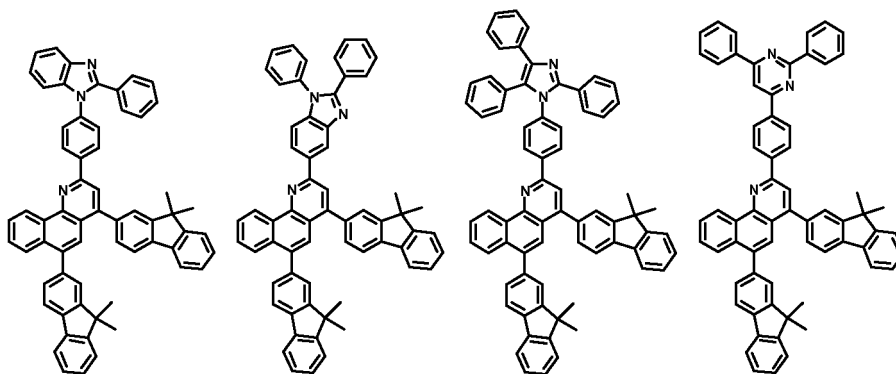
10

15

[Chemical Formula B93] [Chemical Formula B94] [Chemical Formula

B95] [Chemical Formula B96]

20



25

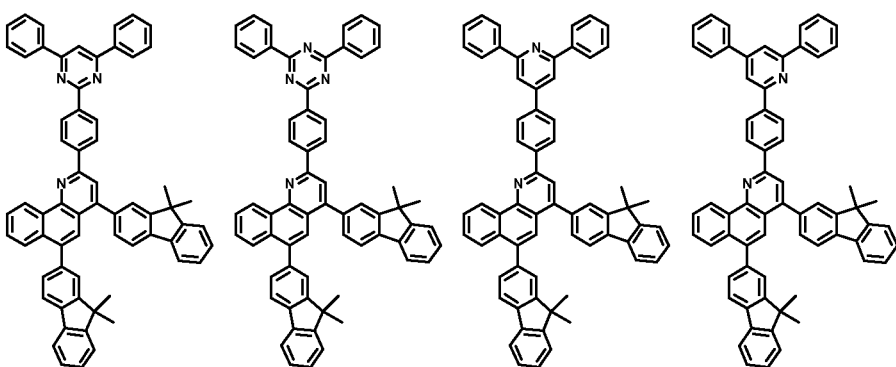
30

35

[Chemical Formula B97] [Chemical Formula B98] [Chemical Formula

B99] [Chemical Formula B100]

40



45

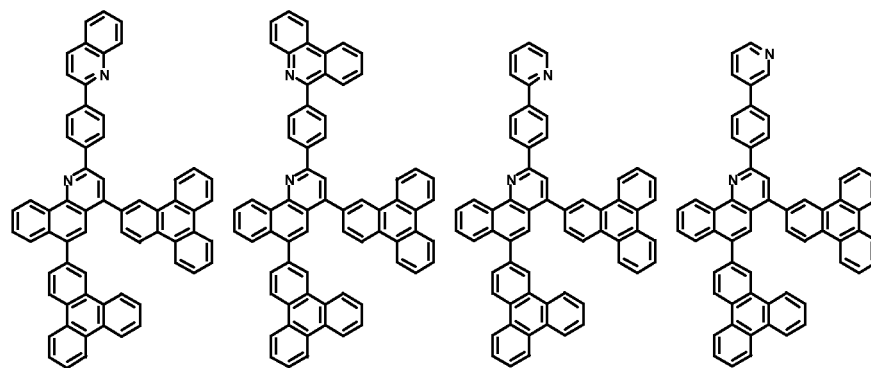
50

[Chemical Formula B101] [Chemical Formula B102] [Chemical Formula

B103] [Chemical Formula B104]

55

5

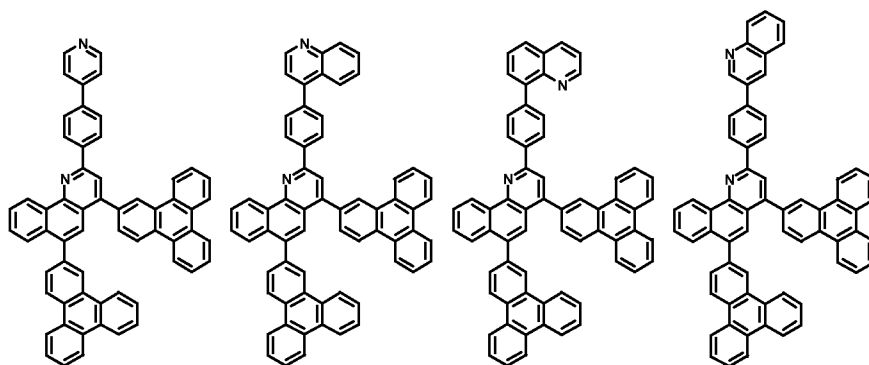


10

15

[Chemical Formula B105] [Chemical Formula B106] [Chemical Formula B107] [Chemical Formula B108]

20



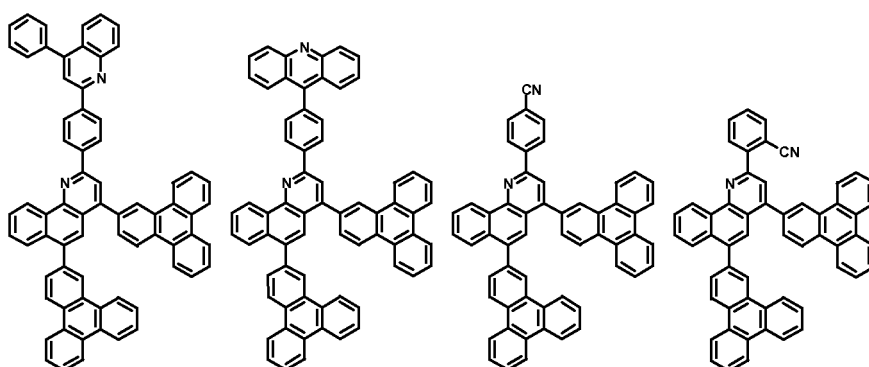
25

30

35

[Chemical Formula B109] [Chemical Formula B110] [Chemical Formula B111] [Chemical Formula B112]

40



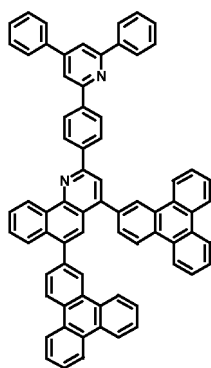
45

50

55

[Chemical Formula B113] [Chemical Formula B114] [Chemical Formula B115] [Chemical Formula B116]

5



10

[0084] The compound for an organic optoelectronic device may be represented by one of the following Chemical Formulae C1 to C127. However, the present invention is not limited to the following compounds.

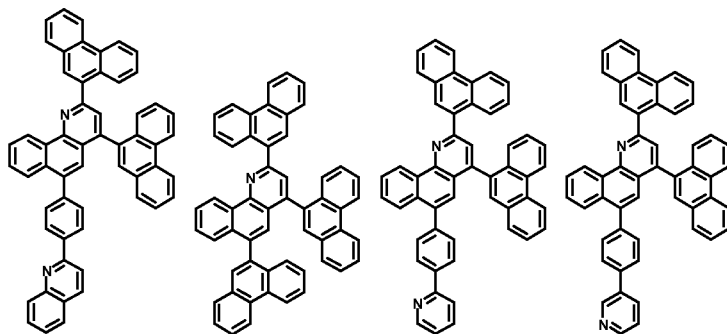
15

[Chemical Formula C1] [Chemical Formula C2] [Chemical Formula C3]

20

[Chemical Formula C4]

25



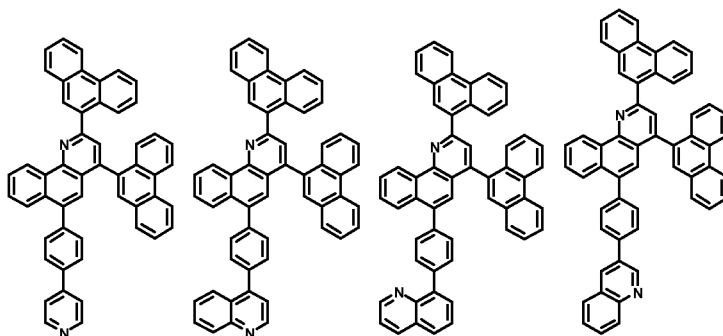
30

35

[Chemical Formula C5] [Chemical Formula C6] [Chemical Formula C7]

[Chemical Formula C8]

40



45

50

[Chemical Formula C9] [Chemical Formula C10] [Chemical Formula C11]

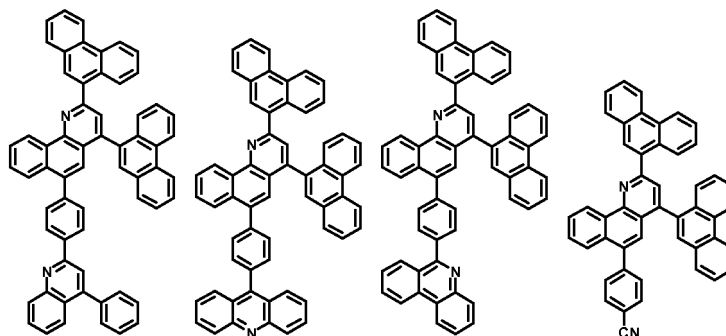
55

[Chemical Formula C12]

5

10

15



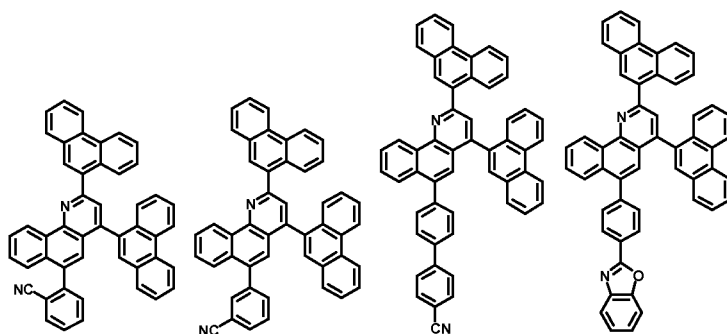
[Chemical Formula C13] [Chemical Formula C14] [Chemical Formula

20

C15] [Chemical Formula C16]

25

30



35

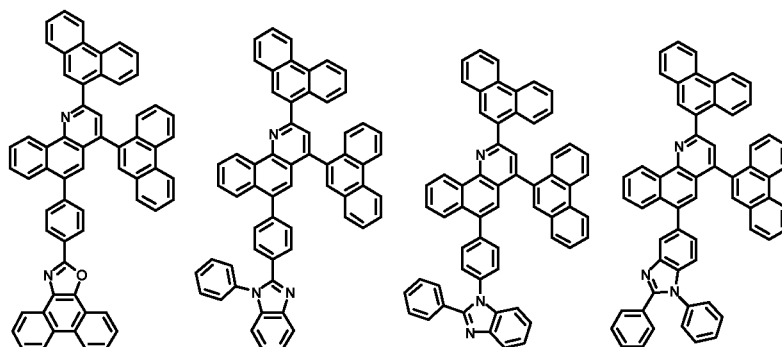
[Chemical Formula C17] [Chemical Formula C18] [Chemical Formula

40

C19] [Chemical Formula C20]

45

50

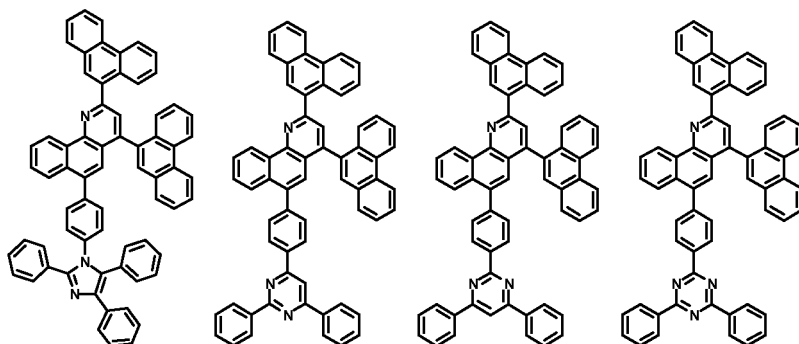


55

[Chemical Formula C21] [Chemical Formula C22] [Chemical Formula

C23] [Chemical Formula C24]

5

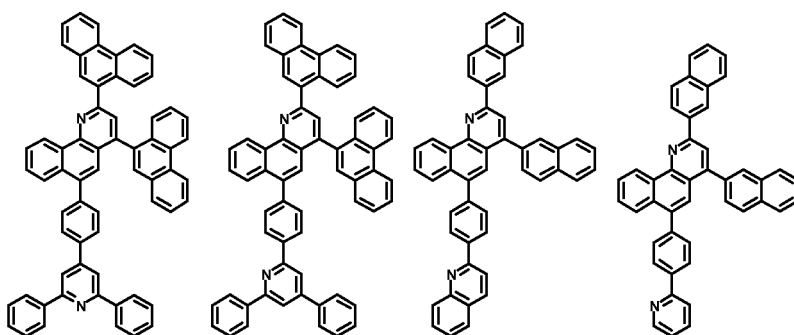


10

15

[Chemical Formula C25] [Chemical Formula C26] [Chemical Formula C27] [Chemical Formula C28]

20



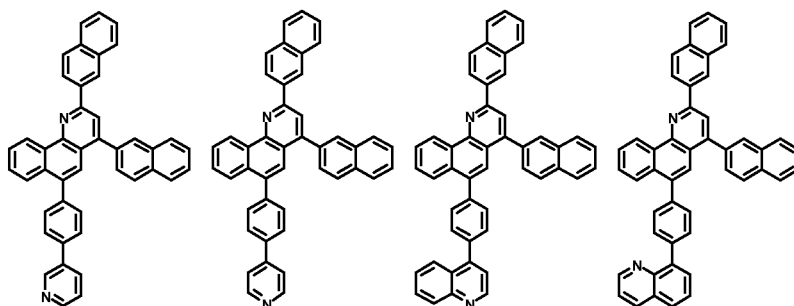
25

30

35

[Chemical Formula C29] [Chemical Formula C30] [Chemical Formula C31] [Chemical Formula C32]

40



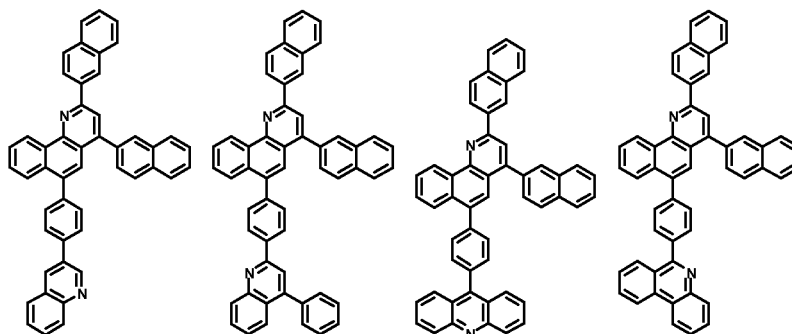
45

50

[Chemical Formula C33] [Chemical Formula C34] [Chemical Formula C35] [Chemical Formula C36]

55

5



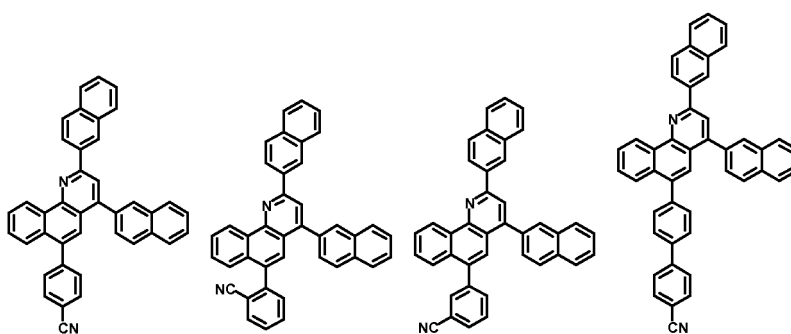
10

[Chemical Formula C37] [Chemical Formula C38] [Chemical Formula

15

C39] [Chemical Formula C40]

20



25

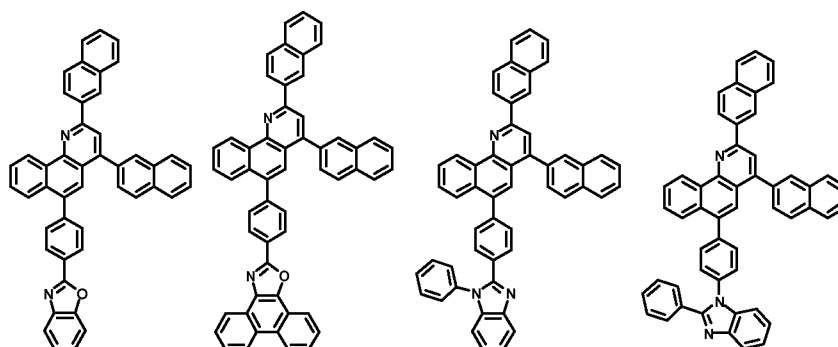
30

[Chemical Formula C41] [Chemical Formula C42] [Chemical Formula

35

C43] [Chemical Formula C44]

40



45

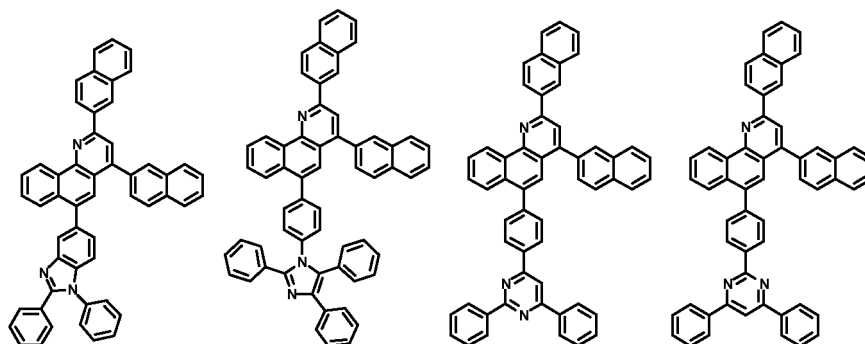
50

[Chemical Formula C45] [Chemical Formula C46] [Chemical Formula

C47] [Chemical Formula C48]

55

5

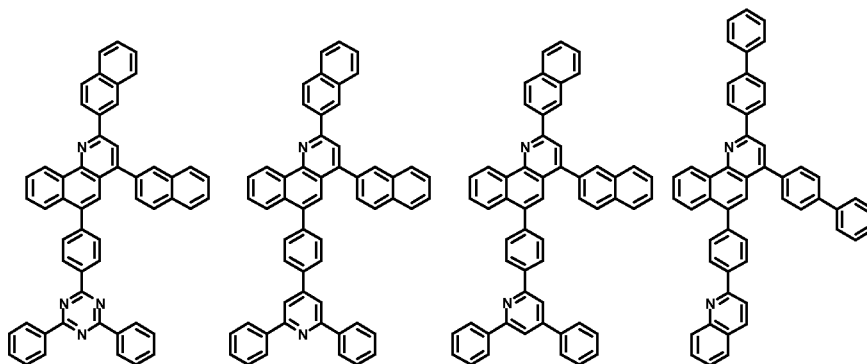


10

15

[Chemical Formula C49] [Chemical Formula C50] [Chemical Formula C51] [Chemical Formula C52]

20



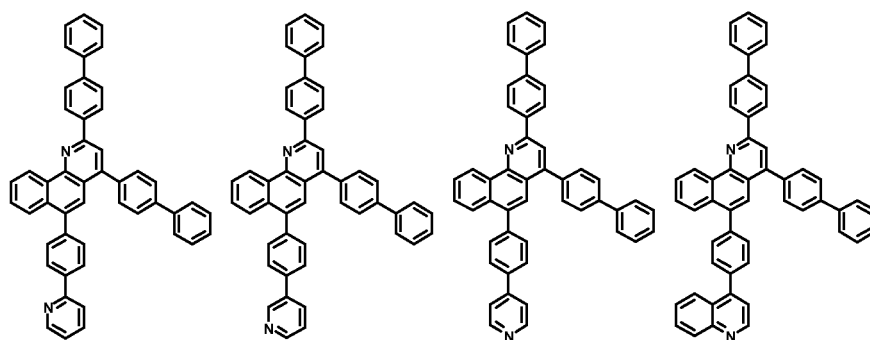
25

30

35

[Chemical Formula C53] [Chemical Formula C54] [Chemical Formula C55] [Chemical Formula C56]

40



45

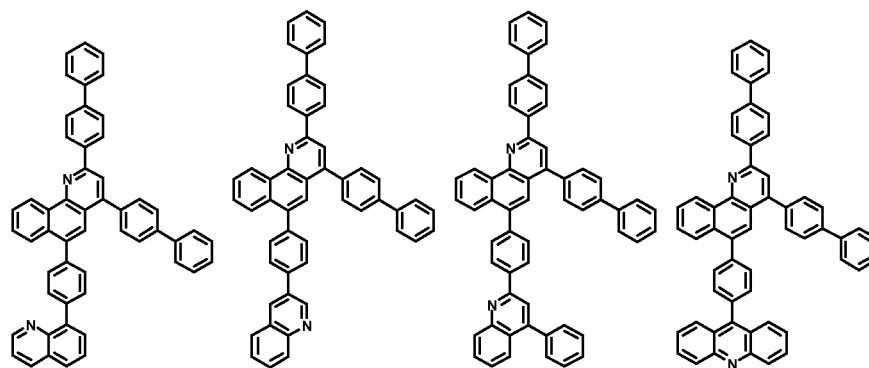
50

55

[Chemical Formula C57] [Chemical Formula C58] [Chemical Formula C59] [Chemical Formula C60]

5

10



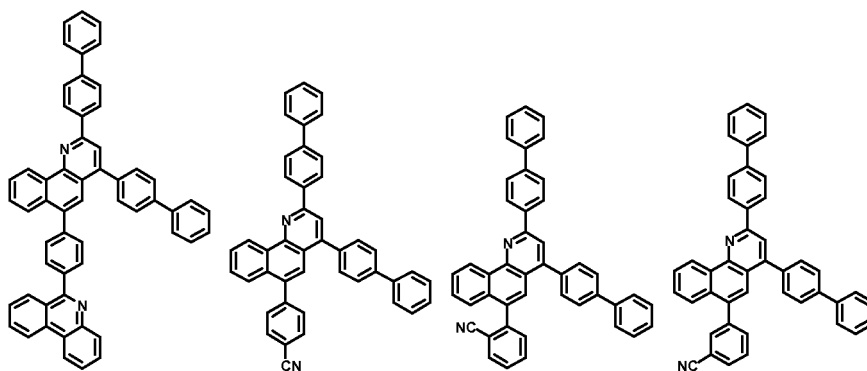
15

[Chemical Formula C61] [Chemical Formula C62] [Chemical Formula C63] [Chemical Formula C64]

20

25

30



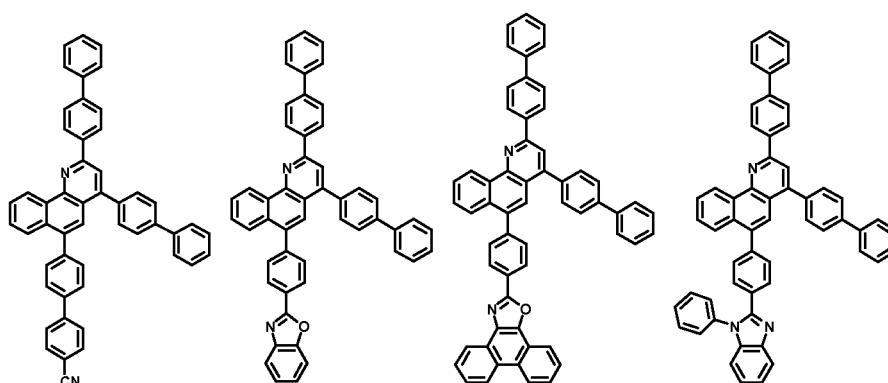
35

[Chemical Formula C65] [Chemical Formula C66] [Chemical Formula C67] [Chemical Formula C68]

40

45

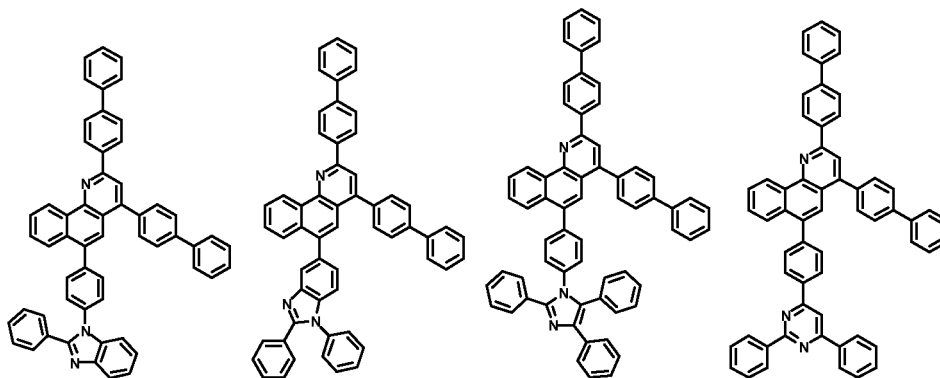
50



55

[Chemical Formula C69] [Chemical Formula C70] [Chemical Formula C71] [Chemical Formula C72]

5

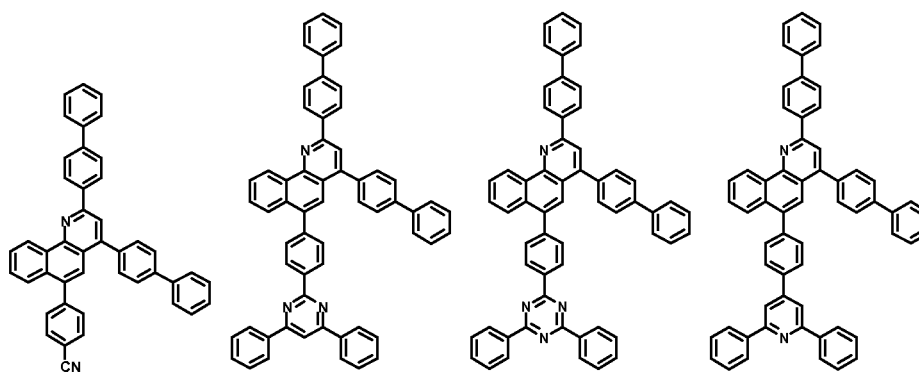


10

15

[Chemical Formula C73] [Chemical Formula C74] [Chemical Formula C75] [Chemical Formula C76]

20



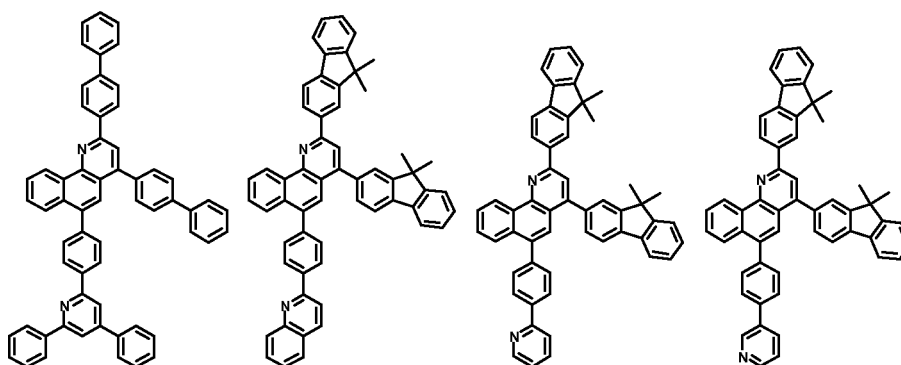
25

30

35

[Chemical Formula C77] [Chemical Formula C78] [Chemical Formula C79] [Chemical Formula C80]

40



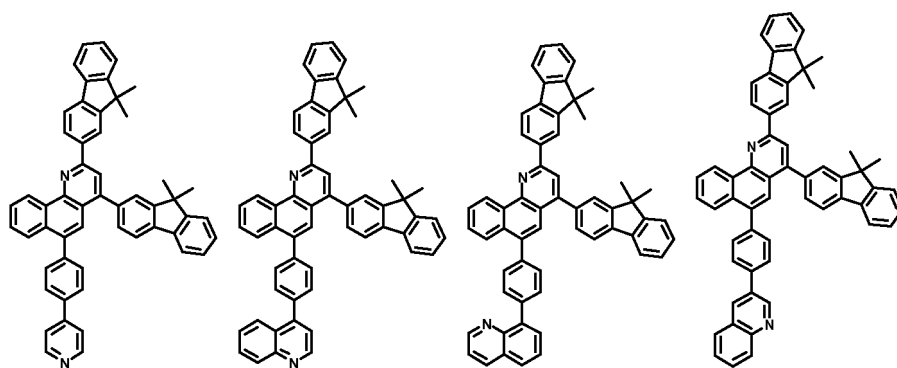
45

50

55

[Chemical Formula C81] [Chemical Formula C82] [Chemical Formula C83] [Chemical Formula C84]

5

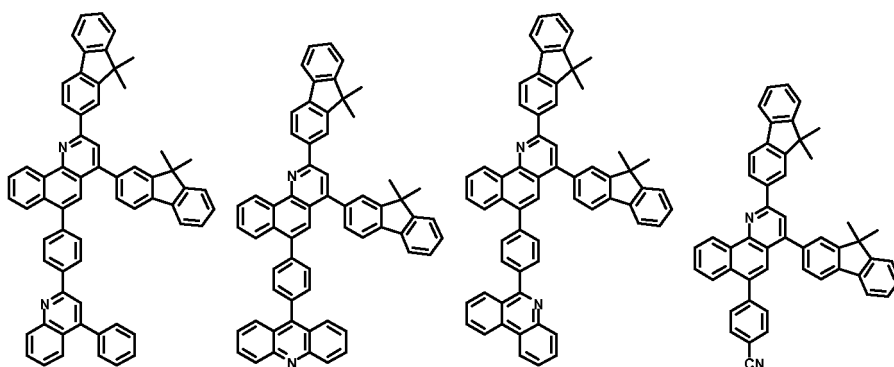


10

15

[Chemical Formula C85] [Chemical Formula C86] [Chemical Formula C87] [Chemical Formula C88]

20



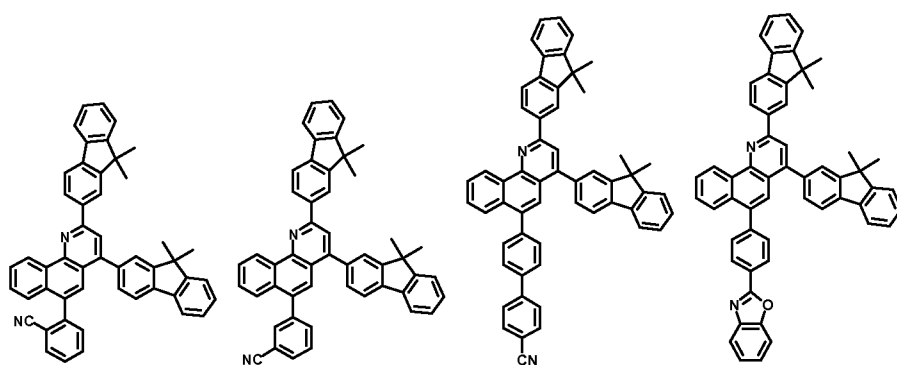
25

30

35

[Chemical Formula C89] [Chemical Formula C90] [Chemical Formula C91] [Chemical Formula C92]

40



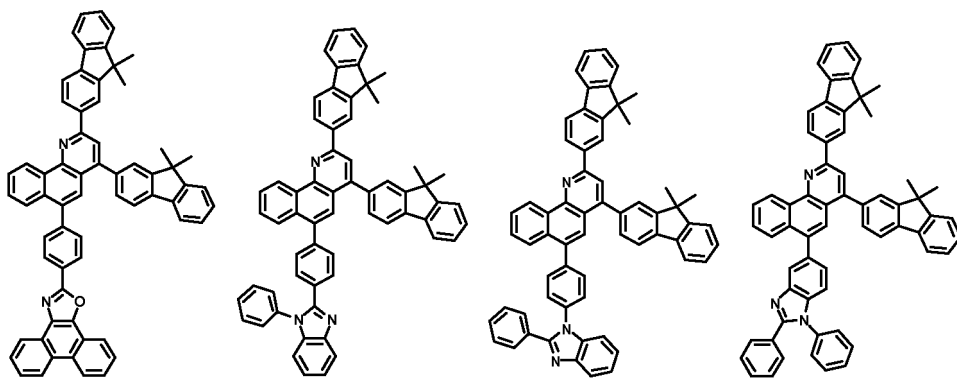
45

50

55

[Chemical Formula C93] [Chemical Formula C94] [Chemical Formula C95] [Chemical Formula C96]

5

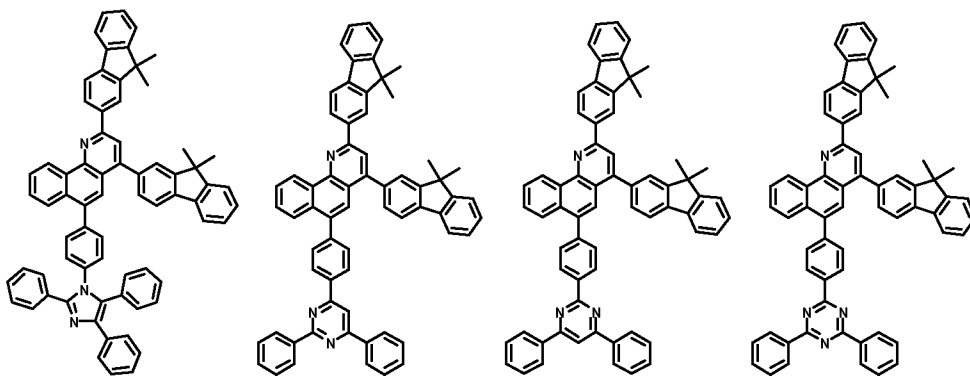


10

15

[Chemical Formula C97] [Chemical Formula C98] [Chemical Formula C99] [Chemical Formula C100]

20



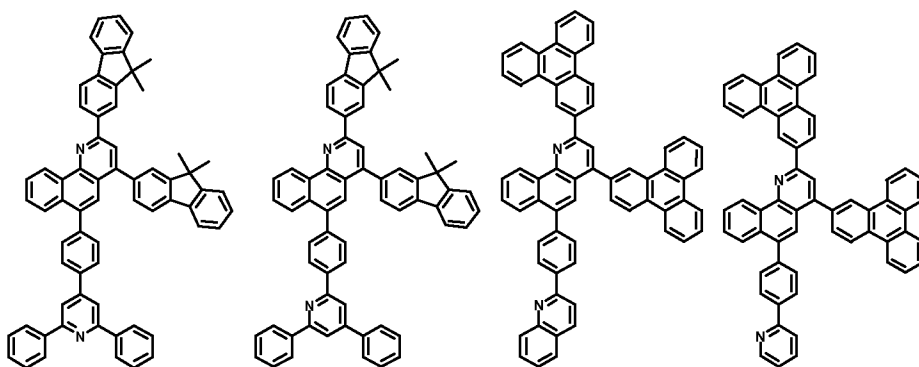
25

30

35

[Chemical Formula C101] [Chemical Formula C102] [Chemical Formula C103] [Chemical Formula C104]

40



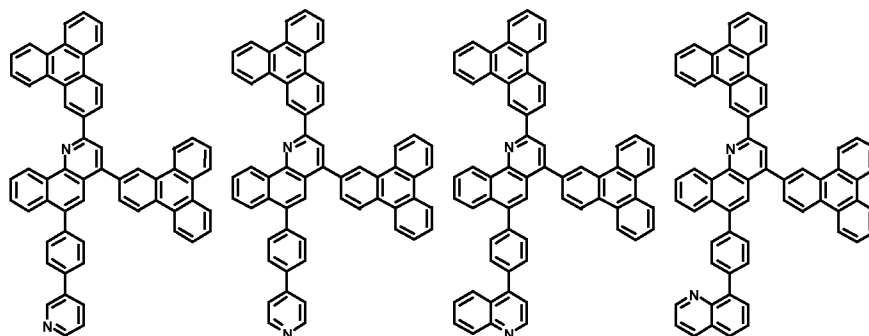
45

50

55

[Chemical Formula C105] [Chemical Formula C106] [Chemical Formula C107] [Chemical Formula C108]

5



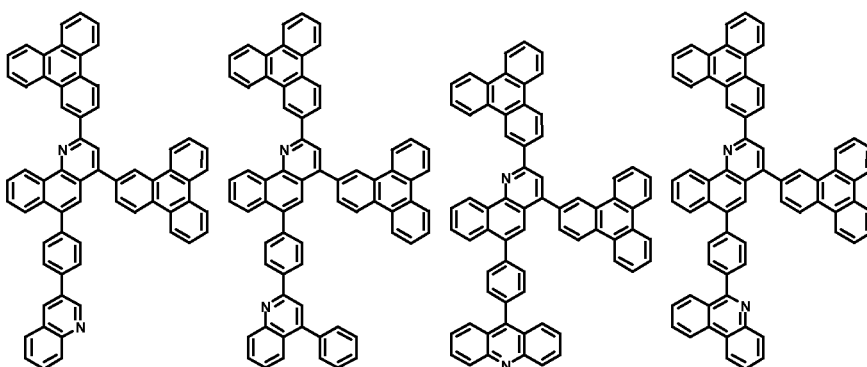
10

[Chemical Formula C109] [Chemical Formula C110] [Chemical Formula

15

C111] [Chemical Formula C112]

20



25

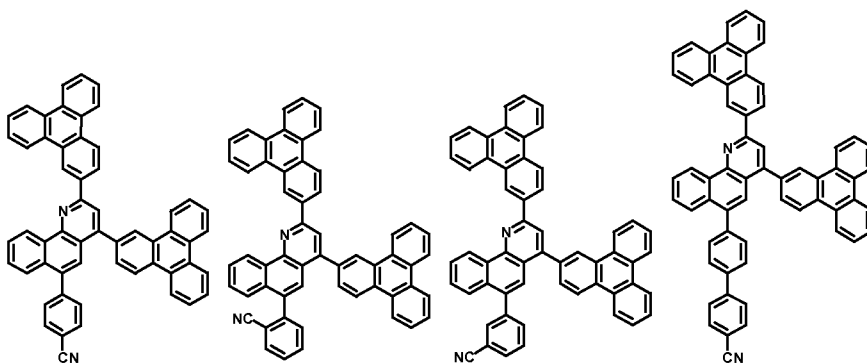
30

[Chemical Formula C113] [Chemical Formula C114] [Chemical Formula

35

C115] [Chemical Formula C116]

40



45

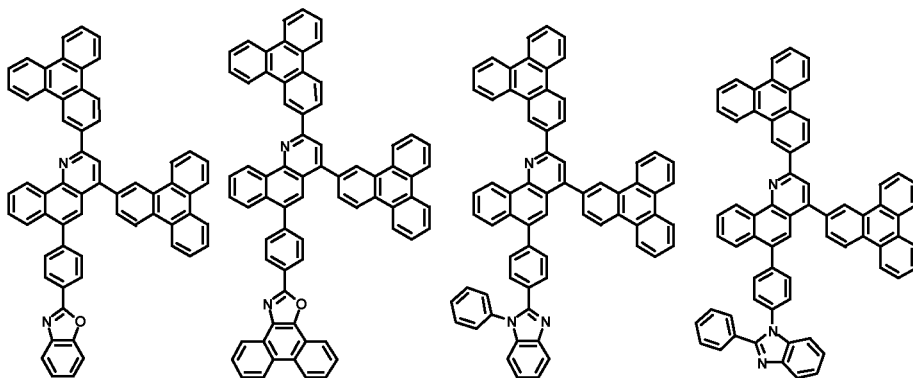
50

[Chemical Formula C117] [Chemical Formula C118] [Chemical Formula

55

C119] [Chemical Formula C120]

5



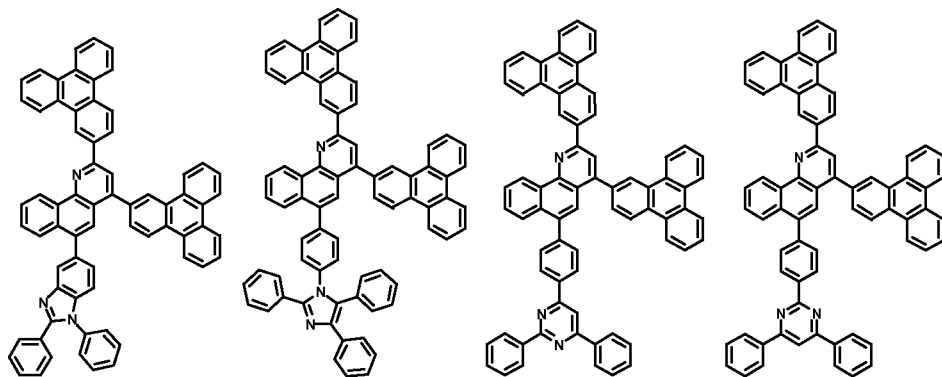
10

15

[Chemical Formula C121] [Chemical Formula C122] [Chemical Formula

C123] [Chemical Formula C124]

20



25

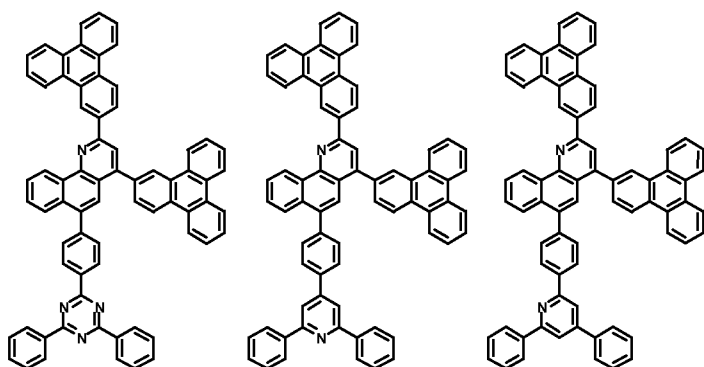
30

35

[Chemical Formula C125] [Chemical Formula C126] [Chemical Formula

C127]

40



45

50

[0085] The compound for an organic optoelectronic device including the above compounds has a glass transition temperature of 150°C or higher and a thermal decomposition temperature of 400°C or higher, indicating improved thermal stability. Thereby, it is possible to produce an organic optoelectronic device having a high efficiency.

55

[0086] The compound for an organic optoelectronic device including the above compounds may play a role for emitting light or injecting and/or transporting electrons, and also act as a light emitting host with an appropriate dopant in other words, the compound for an organic optoelectronic device may be used as a phosphorescent or fluorescent host material,

a blue light emitting dopant material, or an electron transporting material.

[0087] Since the compound for an organic optoelectronic device according to one embodiment is used for an organic thin layer, it may improve the life-span characteristic, efficiency characteristic, electrochemical stability, and thermal stability of an organic photoelectric device and decrease the driving voltage.

[0088] Therefore, according to another embodiment, an organic optoelectronic device is provided that includes the compound for an organic optoelectronic device. The organic optoelectronic device may include an organic photoelectric device, an organic light emitting diode, an organic solar cell, an organic transistor, an organic photo conductor drum, an organic memory device, and the like. For example, the compound for an organic optoelectronic device according to one embodiment may be included in an electrode or an electrode buffer layer in the organic solar cell to improve the quantum efficiency, and it may be used as an electrode material for a gate, a source-drain electrode, or the like in the organic transistor.

[0089] Hereinafter, an organic light emitting diode will be described in detail.

[0090] According to another embodiment of the present invention provides an organic light emitting diode including an anode, a cathode, and at least one or more organic thin layer between the anode and the cathode, and at least one of the organic thin layer may include the compound for an organic optoelectronic device of the present invention.

[0091] The organic thin layer that may include the compound for an organic optoelectronic device may include a layer selected from the group consisting of an emission layer, a hole transport layer (HTL), a hole injection layer (HIL), an electron transport layer (ETL), an electron injection layer (EIL), a hole blocking layer, and a combination thereof. The at least one layer includes the compound for an organic optoelectronic device according to one embodiment. Particularly, the compound for an organic optoelectronic device according to one embodiment may be included in an electron transport layer (ETL) or an electron injection layer (EIL). In addition, when the compound for an organic optoelectronic device is included in the emission layer, the compound for an organic optoelectronic device may be included as a phosphorescent or fluorescent host, and particularly, as a fluorescent blue dopant material.

[0092] FIGS. 1 to 5 are cross-sectional views showing organic photoelectric devices including the compound for an organic optoelectronic device according to one embodiment of the present invention.

[0093] Referring to FIGS. 1 to 5, organic photoelectric devices 100, 200, 300, 400, and 500 according to one embodiment include at least one organic thin layer 105 interposed between an anode 120 and a cathode 110.

[0094] The anode 120 includes an anode material having a large work function to help hole injection into an organic thin layer. The anode material includes: a metal such as nickel, platinum, vanadium, chromium, copper, zinc, and gold, or alloys thereof; a metal oxide such as zinc oxide, indium oxide, indium tin oxide (ITO), and indium zinc oxide (IZO); a combined metal and oxide such as ZnO:Al or SnO₂:Sb; or a conductive polymer such as poly(3-methylthiophene), poly[3,4-(ethylene-1,2-dioxy)thiophene] (PEDT), polypyrrole, and polyaniline, but is not limited thereto. It is preferable to include a transparent electrode including indium tin oxide (ITO) as an anode.

[0095] The cathode 110 includes a cathode material having a small work function to help electron injection into an organic thin layer. The cathode material includes: a metal such as magnesium, calcium, sodium, potassium, titanium, indium, yttrium, lithium, gadolinium, aluminum, silver, tin, and lead, or alloys thereof; or a multi-layered material such as LiF/Al, Liq/Al, LiO₂/Al, LiF/Ca, LiF/Al, and BaF₂/Ca, but is not limited thereto. It is preferable to include a metal electrode including aluminum as a cathode.

[0096] Referring to FIG. 1, the organic photoelectric device 100 includes an organic thin layer 105 including only an emission layer 130.

[0097] Referring to FIG. 2, a double-layered organic photoelectric device 200 includes an organic thin layer 105 including an emission layer 230 including an electron transport layer (ETL), and a hole transport layer (HTL) 140. As shown in FIG. 2, the organic thin layer 105 includes a double layer of the emission layer 230 and hole transport layer (HTL) 140. The emission layer 130 also functions as an electron transport layer (ETL), and the hole transport layer (HTL) 140 layer has an excellent binding property with a transparent electrode such as ITO or an excellent hole transporting property.

[0098] Referring to FIG. 3, a three-layered organic photoelectric device 300 includes an organic thin layer 105 including an electron transport layer (ETL) 150, an emission layer 130, and a hole transport layer (HTL) 140. The emission layer 130 is independently installed, and layers having an excellent electron transporting property or an excellent hole transporting property are separately stacked.

[0099] As shown in FIG. 4, a four-layered organic photoelectric device 400 includes an organic thin layer 105 including an electron injection layer (EIL) 160, an emission layer 130, a hole transport layer (HTL) 140, and a hole injection layer (HIL) 170 for adherence with the cathode of ITO.

[0100] As shown in FIG. 5, a five layered organic photoelectric device 500 includes an organic thin layer 105 including an electron transport layer (ETL) 150, an emission layer 130, a hole transport layer (HTL) 140, and a hole injection layer (HIL) 170, and further includes an electron injection layer (EIL) 160 to achieve a low voltage.

[0101] In FIGS. 1 to 5, the organic thin layer 105 including at least one selected from the group consisting of an electron transport layer (ETL) 150, an electron injection layer (EIL) 160, emission layers 130 and 230, a hole transport layer

(HTL) 140, a hole injection layer (HIL) 170, and combinations thereof includes a compound for an organic optoelectronic device. The compound for an organic optoelectronic device may be used for an electron transport layer (ETL) 150 including the electron transport layer (ETL) 150 or electron injection layer (EIL) 160. When it is used for the electron transport layer (ETL), it is possible to provide an organic photoelectric device having a more simple structure because

it does not require an additional hole blocking layer (not shown).
[0102] Furthermore, when the compound for an organic optoelectronic device is included in the emission layers 130 and 230, the material for the organic photoelectric device may be included as a phosphorescent or fluorescent host or a fluorescent blue dopant.

[0103] The organic light emitting diode may be fabricated by: forming an anode on a substrate; forming an organic thin layer in accordance with a dry coating method such as evaporation, sputtering, plasma plating, and ion plating or a wet coating method such as spin coating, dipping, and flow coating; and providing a cathode thereon.

[0104] Another embodiment of the present invention provides a display device including the organic photoelectric device according to the above embodiment.

[Mode for Invention]

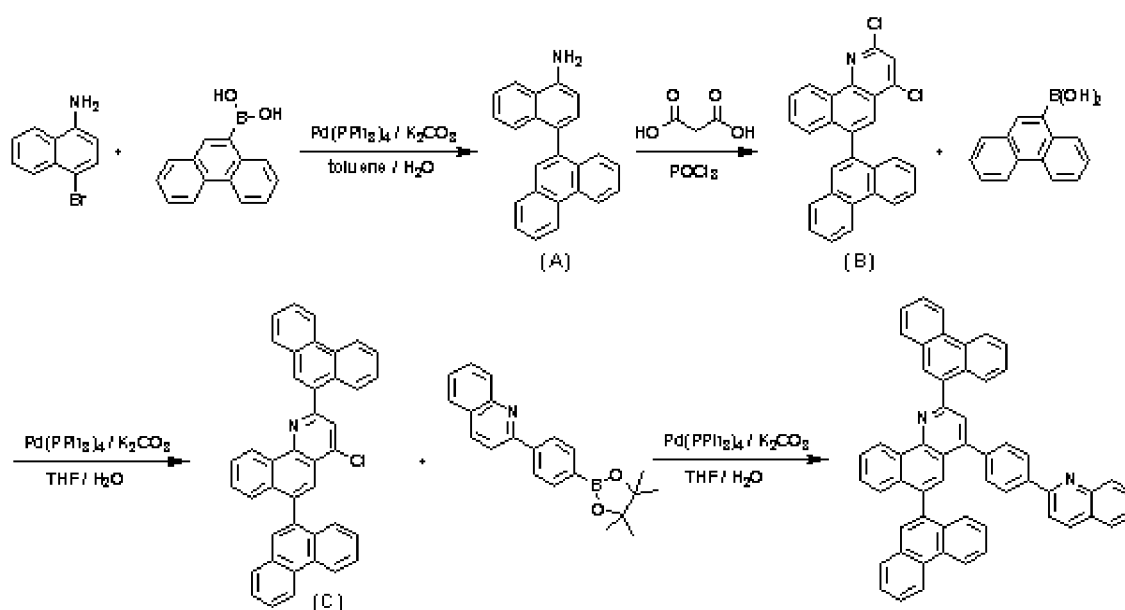
[0105] Hereinafter, the embodiments are illustrated in more detail with reference to examples. However, the following are exemplary embodiments and are not limiting.

(Preparation of compound for an organic optoelectronic device)

Example 1: Synthesis of compound represented by Chemical Formula A1

[0106] As an example of the compound for an organic optoelectronic device, the compound represented by the above Chemical Formula A1 was synthesized through 4 step processes in accordance with the following Reaction Scheme 1.

[Reaction Scheme 1]



First step: Synthesis of intermediate product (A)

[0107] 25.0 g (112.6 mmol) of 1-amino-4-bromonaphthalene, 30.0 g (135.1 mmol) of 9-phenanthrene boronic acid, and 3.3 g (2.8 mmol) of tetrakis(triphenylphosphine)palladium [Pd(PPh₃)₄] were dissolved in 750 mL of a toluene solvent and added with a solution that 31.1 g (225.1 mmol) of potassium carbonate (K₂CO₃) was dissolved in 250 ml of water, and then they were reacted at 85 °C for 12 hours. The water layer of obtained reactant was removed, and the solvent was removed under reduced pressure, and it was rinsed with water and methanol. The obtained solid mixture was separated by a column and dried to provide a yellow solid of an intermediate product (A) in 31.0 g (yield: 86%).

Second step: Synthesis of intermediate product (B)

[0108] 20.0 g (62.6 mmol) of the intermediate product (A), and 9.8 g (93.9 mmol) of malonic acid were dissolved in a 58 mL of phosphorus oxychloride (POCl_3) solvent and reacted at 140 °C for 4 hours. The obtained reactant was poured into ice water and filtered for the formed solid and rinsed with water and sodium hydrogen carbonate saturated aqueous solution. The obtained solid mixture was rinsed with methanol and dried to provide a pale yellow solid of an intermediate product (B) in 13.0 g (yield: 49%).

Third step: Synthesis of intermediate product (C)

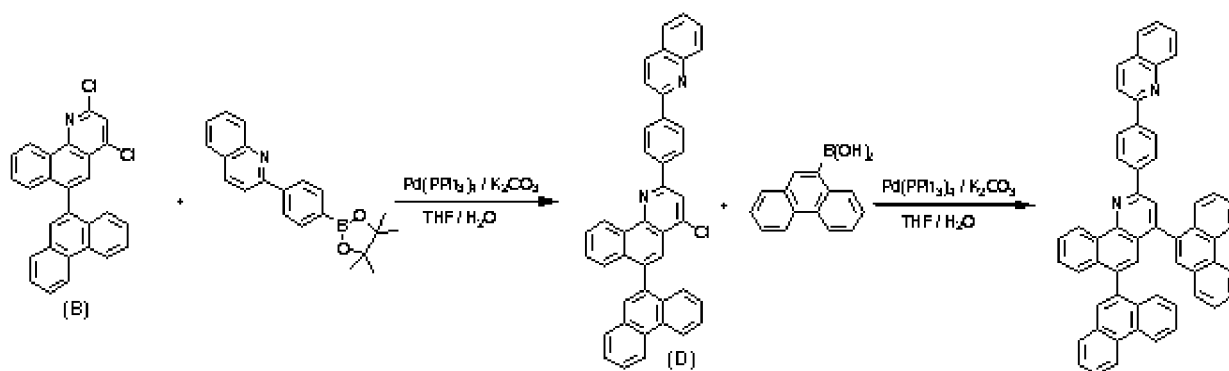
[0109] 14.0 g (33.0 mmol) of intermediate product (B), 8.1 g (36.3 mmol) of 9-phenanthrene boronic acid, and 1.2 g (1.0 mmol) of tetrakis(triphenylphosphine)palladium [$\text{Pd}(\text{PPh}_3)_4$] were dissolved in 280 mL of a tetrahydrofuran (THF) solvent and added with a solution that 9.1 g (66.0 mmol) of potassium carbonate (K_2CO_3) was dissolved in 140 ml of water, and then they were reacted at 80 °C for 12 hours. The solvent of obtained reactants was removed under a reduced pressure, and it was rinsed with water and methanol. The residue was recrystallized with toluene, and the precipitated crystal was separated by a filter and rinsed with toluene and dried to provide a white solid of an intermediate compound (C) in 14.9 g (yield: 51%).

Fourth step: Synthesis of compound represented by Chemical Formula A1

[0110] 10.0 g (17.7 mmol) of intermediate product (C), 7.0 g (21.2 mmol) of 8-(4-(4,4,5,5-tetramethyl-1,3,2-dioxaborolan-2-yl)phenyl)quinoline, and 0.6 g (0.5 mmol) of tetrakis(triphenylphosphine)palladium [$\text{Pd}(\text{PPh}_3)_4$] were dissolved in 200 mL of a tetrahydrofuran (THF) solvent and added with a solution that 4.9g (35.3 mmol) of potassium carbonate (K_2CO_3) was dissolved in 100 ml of water, and then they were reacted at 90 °C for 12 hours. The solvent of obtained reactants was removed under a reduced pressure, and it was rinsed with water and methanol. The residue was recrystallized with toluene, and the precipitated crystal was separated by a filter and rinsed with toluene and dried to provide a white solid of a compound in 11.0 g (yield: 85%). (calculation value: 734.88, measurement value: $\text{MS}[\text{M}+1]$ 735.18)

Example 2: Synthesis of compound represented by Chemical Formula B1

[0111] As an example of the compound for an organic optoelectronic device, the compound represented by the above Chemical Formula B1 was synthesized through 2 step processes in accordance with the following Reaction Scheme 2.

[Reaction Scheme 2]First step: Synthesis of intermediate product (D)

[0112] 5.2 g (12.3 mmol) of the intermediate product (C), 4.5 g (13.5 mmol) of 8-(4-(4,4,5,5-tetramethyl-1,3,2-dioxaborolan-2-yl)phenyl)quinoline, and 0.4 g (0.4 mmol) of tetrakis(triphenylphosphine)palladium [$\text{Pd}(\text{PPh}_3)_4$] were dissolved in a 100 mL of a tetrahydrofuran (THF) solvent and added with a solution that 3.4 g (24.5 mmol) of potassium carbonate (K_2CO_3) was dissolved in 50 ml of water, and then they were reacted at 80 °C for 12 hours. The solvent of obtained reactants was removed under a reduced pressure, and it was rinsed with water and methanol. The residue was recrystallized with toluene, and the precipitated crystal was separated by a filter and rinsed with toluene and dried to provide a white solid of an intermediate product (C) in 5.0 g (yield: 69%).

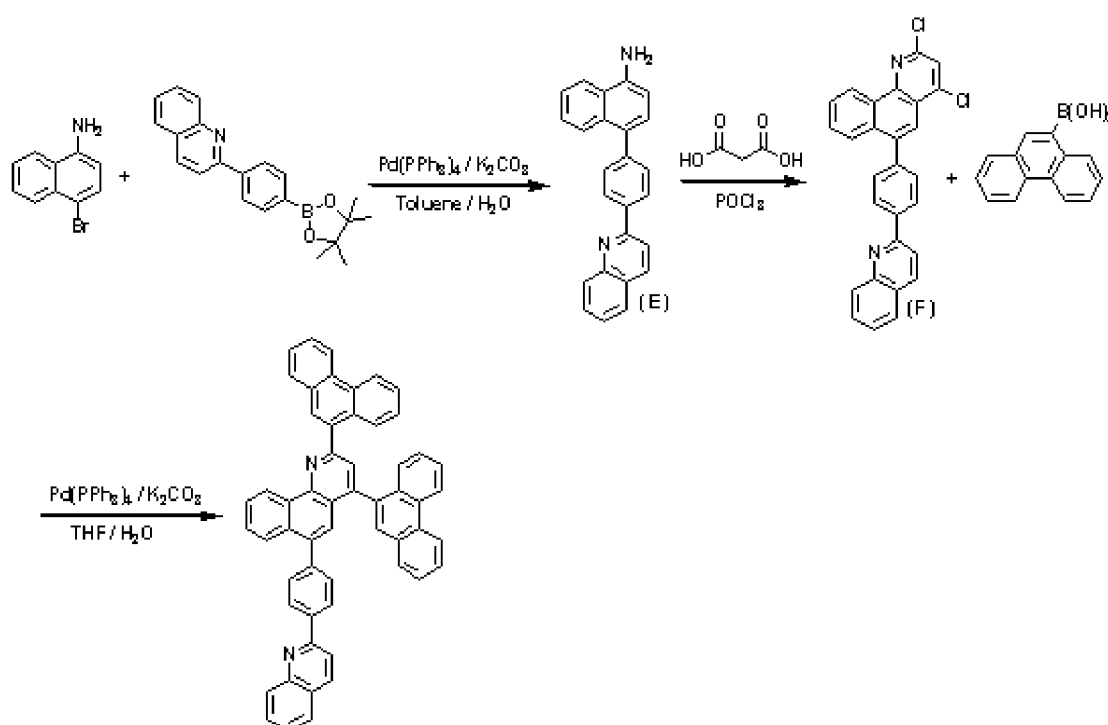
Second step: Synthesis of compound represented by Chemical Formula B1

[0113] 5.0 g (8.4 mmol) of intermediate product (D), 2.3 g (10.1 mmol) of 9-phenanthrene boric acid, and 0.3 g (0.3 mmol) of tetrakis(triphenylphosphine)palladium [Pd(PPh₃)₄] were dissolved in 100 mL of a tetrahydrofuran (THF) solvent and added with a solution that 2.3g (16.9 mmol) of potassium carbonate (K₂CO₃) was dissolved in 50 ml of water, and then they were reacted at 90 °C for 12 hours. The solvent of obtained reactants was removed under a reduced pressure, and it was rinsed with water and methanol. The residue was recrystallized with toluene, and the precipitated crystal was separated by a filter and rinsed with toluene and dried to provide a white solid of a compound in 4.2 g (yield: 68%). (calculation value: 734.88, measurement value: MS[M+1] 735.18)

Example 3: Synthesis of compound represented by Chemical Formula C1

[0114] As an example of the compound for an organic optoelectronic device, the compound represented by the above Chemical Formula C1 was synthesized through 3 step processes in accordance with the following Reaction Scheme 3.

[Reaction Scheme 3]

First step: Synthesis of intermediate product (E)

[0115] 15.0 g (67.5 mmol) of 1-amino-4-bromonaphthalene, 24.6 g (74.3 mmol) of 8-(4-(4,4,5,5-tetramethyl-1,3,2-dioxaborolan-2-yl)phenyl)quinoline, and 2.0 g (1.7 mmol) of tetrakis(triphenylphosphine)palladium [Pd(PPh₃)₄] were dissolved in 450 mL of a toluene solvent and added with a solution that 18.7 g (135.1 mmol) of potassium carbonate (K₂CO₃) was dissolved in 150 ml of water, and then they were reacted at 85 °C for 12 hours. The water layer of obtained reactant was removed, and the solvent was removed under a reduced pressure, and it was rinsed with water and methanol. The obtained solid mixture was separated by a column and dried to provide a yellow solid of an intermediate product (E) in 15.5 g (yield: 66%).

Second step: Synthesis of intermediate product (F)

[0116] 15.5 g (44.7 mmol) of intermediate product (E), and 7.0 g (67.1 mmol) of malonic acid were dissolved in 41 mL of phosphorus oxychloride (POCl₃) solvent and reacted at 140 °C for 4 hours. The obtained reactant was poured into ice water and filtered for the formed solid and rinsed with sodium hydrogen carbonate saturated aqueous solution. The obtained solid mixture was rinsed with methanol and dried to provide a pale yellow solid of an intermediate product (F)

in 5.0 g (yield: 25%).

Third step: Synthesis of compound represented by Chemical Formula C1

5 **[0117]** 2.2 g (4.9 mmol) of intermediate product (F), 2.4 g (10.7 mmol) of 9-phenanthrene boronic acid, and 0.3 g (0.2 mmol) of tetrakis(triphenylphosphine)palladium [Pd(PPh₃)₄] were dissolved in 60 mL of a tetrahydrofuran (THF) solvent and added with a solution that 2.7 g (19.5 mmol) of potassium carbonate (K₂CO₃) was dissolved in 20 ml of water, and then they were reacted at 90 °C for 12 hours. The solvent of obtained reactants was removed under reduced pressure, and it was rinsed with water and methanol. The residue was recrystallized with toluene, and the precipitated crystal was separated by a filter and rinsed with toluene and dried to provide a white solid of a compound in 2.8 g (yield: 78%).
10 (calculation value: 734.88, measurement value: MS[M+1] 735.18)

Example 4: Synthesis of compound represented by Chemical Formula A2

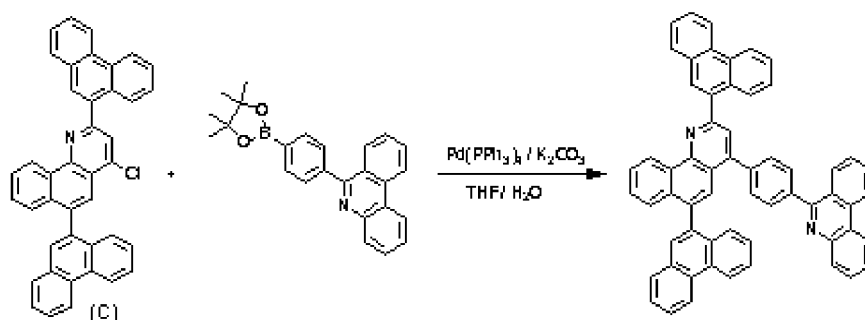
15 **[0118]** As an example of the compound for an organic optoelectronic device, the compound represented by the above Chemical Formula A2 was synthesized in accordance with the following Reaction Scheme 4.

[Reaction Scheme 4]

20

25

30



35

[0119] 10 g (17.7 mmol) of intermediate product (C), 8.1 g (21.2 mmol) of 6-(4-(4,4,5,5-tetramethyl-1,3,2-dioxaborolan-2-yl)phenyl)phenanthridine, and 0.6 g (0.5 mmol) of tetrakis(triphenylphosphine)palladium [Pd(PPh₃)₄] were dissolved in 200 mL of a tetrahydrofuran (THF) solvent and added with a solution that 4.9g (35.3 mmol) of potassium carbonate (K₂CO₃) was dissolved in 100 ml of water, and then they were reacted at 90 °C for 12 hours. The solvent of obtained reactants was removed under reduced pressure, and it was rinsed with water and methanol. The residue was recrystallized with toluene, and the precipitated crystal was separated by a filter and rinsed with toluene and dried to provide a white solid of a compound in 11.0 g (yield: 79%). (calculation value: 784.94, measurement value: MS[M+1] 785.29)

40

Example 5: Synthesis of compound represented by Chemical Formula B2

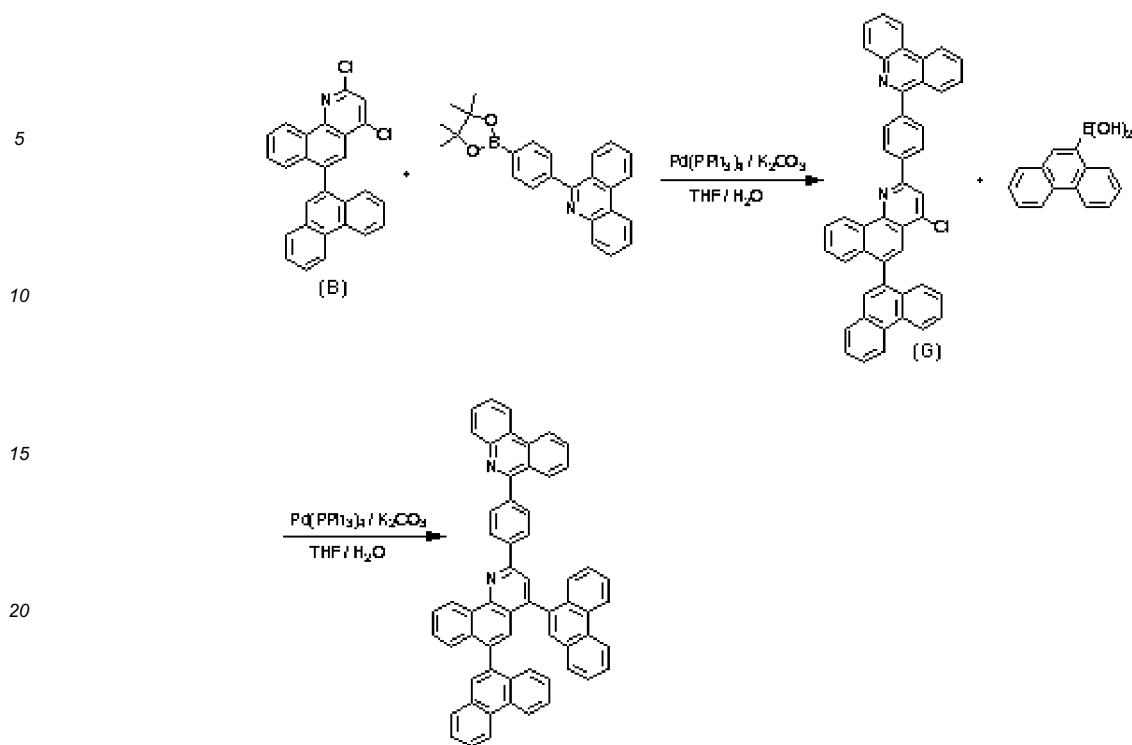
[0120] As an example of the compound for an organic optoelectronic device, the compound represented by the above Chemical Formula B2 was synthesized in accordance with the following Reaction Scheme 5.

45

[Reaction Scheme 5]

50

55



First step: Synthesis of intermediate product (G)

[0121] 11.0 g (25.9 mmol) of intermediate product (C), 10.9 g (28.5 mmol) of 6-(4-(4,4,5,5-tetramethyl-1,3,2-dioxaborolan-2-yl)phenyl)phenanthridine, and 0.9 g (0.8 mmol) of tetrakis(triphenylphosphine)palladium [$\text{Pd}(\text{PPh}_3)_4$] were dissolved in 220 ml of a tetrahydrofuran (THF) solvent and added with a solution that 7.2 g (51.9 mmol) of potassium carbonate (K_2CO_3) was added into 110 ml of water, and then they were reacted at 80 °C for 12 hours. The water layer of obtained reactant was removed, and the solvent was removed under reduced pressure, and it was rinsed with water and methanol. The residue was recrystallized with toluene, and the precipitated crystal was separated by a filter and rinsed with toluene and dried to provide a pale yellow solid of a compound in 13.69 g (yield: 82%).

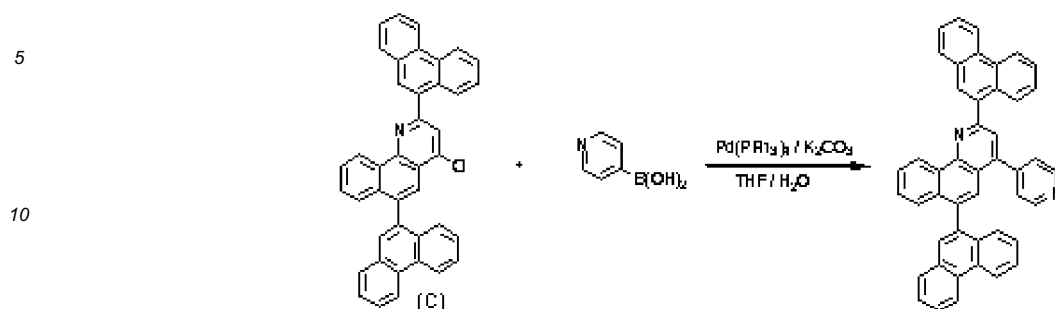
Second step: Synthesis of compound represented by Chemical Formula B2

[0122] 13.0 g (20.2 mmol) of intermediate product (G), 5.4 g (24.3 mmol) of 9-phenanthrene boronic acid, and 0.7 g (0.6 mmol) of tetrakis(triphenylphosphine)palladium [$\text{Pd}(\text{PPh}_3)_4$] were dissolved with a solvent of 390 mL of toluene and 260 mL of tetrahydrofuran (THF) and added with a solution that 5.6 g (40.4 mmol) of potassium carbonate (K_2CO_3) was dissolved in 20 mL of water, and then they were reacted at 90 °C for 12 hours. The solvent of obtained reactants was removed under reduced pressure, and it was rinsed with water and methanol. The residue was recrystallized with toluene, and the precipitated crystal was separated by a filter and rinsed with toluene and dried to provide a white solid of a compound in 13.1 g (yield: 83%). (calculation value: 784.94, measurement value: $\text{MS}[\text{M}+1]$ 785.29)

Example 6: Synthesis of compound represented by Chemical Formula A3

[0123] As an example of the compound for an organic optoelectronic device, the compound represented by the above Chemical Formula A3 was synthesized through one step process in accordance with the following Reaction Scheme 6.

[Reaction Scheme 6]



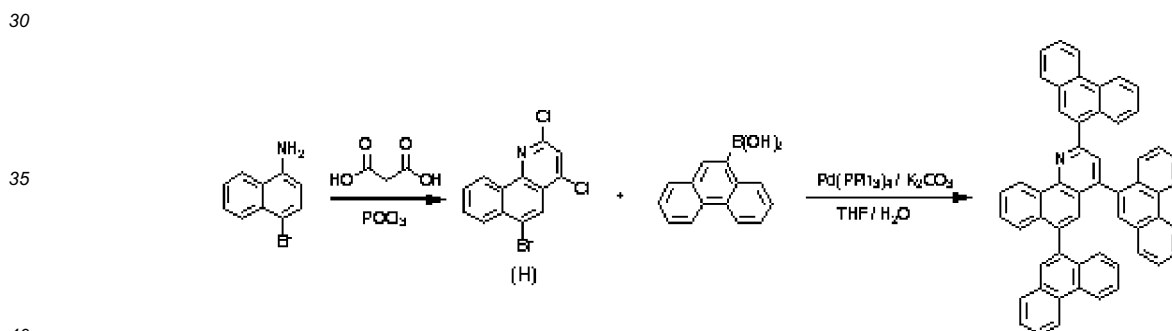
15 **[0124]** 16.0 g (28.3 mmol) of intermediate product (C), 4.2 g (33.9 mmol) of 4-pyridine boronic acid, and 1.0 g (0.9 mmol) of tetrakis(triphenylphosphine)palladium [Pd(PPh₃)₄] were dissolved in 320 mL of a tetrahydrofuran (THF) solvent and added with a solution that 7.8 g (56.5 mmol) of potassium carbonate (K₂CO₃) was dissolved in 160 ml of water, and then they were reacted at 90 °C for 12 hours. The solvent of obtained reactants was removed under reduced pressure, and it was rinsed with water and methanol. The residue was recrystallized with toluene, and the precipitated crystal was separated by a filter and rinsed with toluene and dried to provide a white solid of a compound in 13.0 g (yield: 75%).

20 (calculation value: 608.73, measurement value: MS[M+1] 609.23)

Example 7: Synthesis of compound represented by Chemical Formula C2

25 **[0125]** As an example of the compound for an organic optoelectronic device, the compound represented by the above Chemical Formula C2 was synthesized through two step processes in accordance with the following Reaction Scheme 7.

[Reaction Scheme 7]



First step: Synthesis of intermediate product (H)

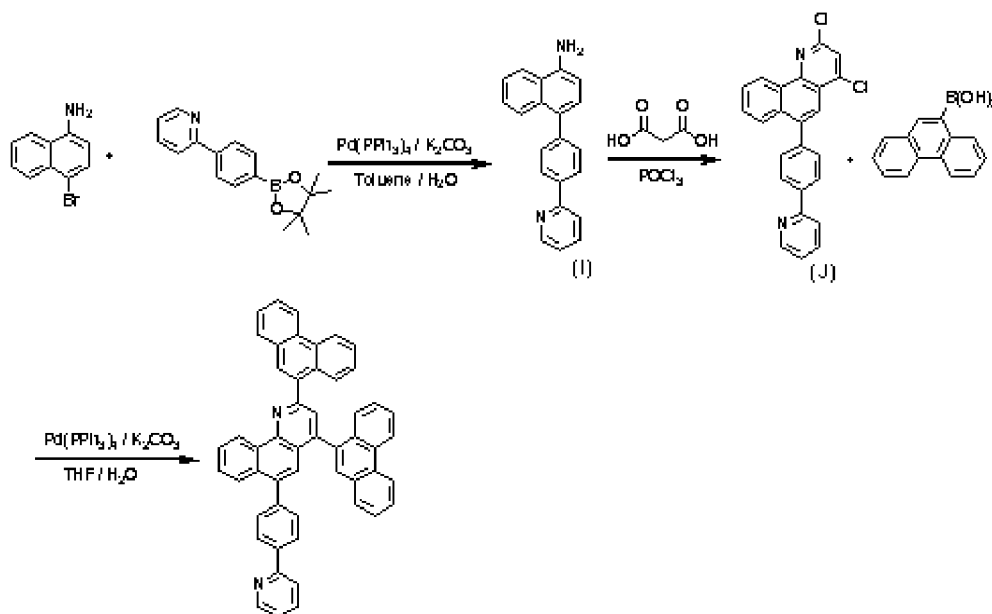
45 **[0126]** 50.0 g (225.1 mmol) of 1-amino-4-bromonaphthalene, and 35.1 g (337.7 mmol) of malonic acid were dissolved in 345 ml of phosphorus oxychloride (POCl₃) and reacted at 140 °C for 4 hours. The obtained reactant was poured into ice water and filtered for the formed solid and rinsed with sodium hydrogen carbonate saturated aqueous solution. The obtained solid mixture was rinsed with methanol and dried to provide a pale yellow solid of an intermediate product (H) in 16.6 g (yield: 23%).

50 Second step: Synthesis of compound represented by Chemical Formula C2

55 **[0127]** 8.0 g (24.5 mmol) of intermediate product (H), 19.6 g (88.1 mmol) of 9-phenanthrene boronic acid, and 2.1 g (1.8 mmol) of tetrakis(triphenylphosphine)palladium [Pd(PPh₃)₄] were dissolved in 240 mL of tetrahydrofuran (THF) and added with a solution that 20.3g (146.8 mmol) of potassium carbonate (K₂CO₃) was dissolved in 120 ml of water, and then they were reacted at 90 °C for 12 hours. The solvent of obtained reactants was removed under reduced pressure, and it was rinsed with water and methanol. The residue was recrystallized with toluene, and the precipitated crystal was separated by a filter and rinsed with toluene and dried to provide a white solid of a compound in 12.0 g (yield: 69%). (calculation value: 707.86, measurement value: MS[M+1] 708.26)

Example 8: Synthesis of compound represented by Chemical Formula C3

[0128] As an example of the compound for an organic optoelectronic device, the compound represented by the above Chemical Formula C3 was synthesized through three step processes in accordance with the following Reaction Scheme 8.

[Reaction Scheme 8]First step: Synthesis of intermediate product (I)

[0129] 30.0 g (135.1 mmol) of 1-amino-4-bromonaphthalene, 41.8 g (148.6 mmol) of 2-(4-(4,4,5,5-tetramethyl-1,3,2-dioxaborolan-2-yl)phenyl)pyridine, and 3.9 g (3.4 mmol) of tetrakis(triphenylphosphine)palladium [Pd(PPh₃)₄] were dissolved in a 900 ml of solvent and added with a solution that 37.3 g (270.2 mmol) of potassium carbonate (K₂CO₃) was dissolved in 300 ml of water, and then they were reacted at 85 °C for 12 hours. The water layer of obtained reactant was removed, and the solvent was removed under reduced pressure, and it was rinsed with water and methanol. The obtained solid mixture was separated by a column and dried to provide a yellow solid of an intermediate product (I) in 24.9 g (yield: 62%).

Second step: Synthesis of intermediate product (J)

[0130] 24.9 g (84.1 mmol) of intermediate product (I), and 13.1 g (126.2 mmol) of malonic acid were dissolved in 38 mL of phosphorus oxychloride (POCl₃) solvent and reacted at 140 °C for 4 hours. The obtained reactant was poured into ice water and filtered for the formed solid and rinsed with sodium hydrogen carbonate saturated aqueous solution. The obtained solid mixture was rinsed with methanol and dried to provide a pale yellow solid of an intermediate product (J) in 5.6 g (yield: 17%).

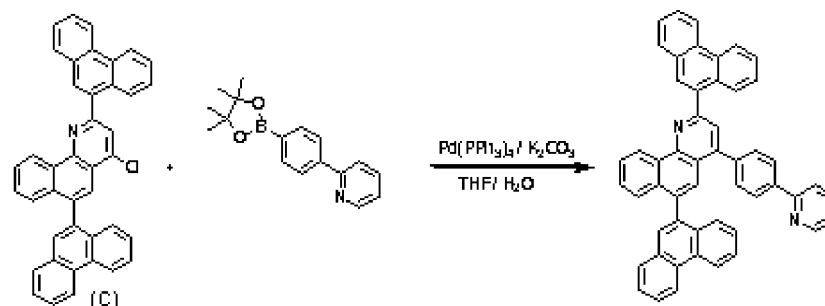
Third step: Synthesis of compound represented by Chemical Formula C3

[0131] 5.5 g (13.7 mmol) of intermediate product (J), 6.7 g (30.2 mmol) of 9-phenanthrene boronic acid, and 0.8 g (0.1 mmol) of tetrakis(triphenylphosphine)palladium [Pd(PPh₃)₄] were dissolved in 110 mL of a tetrahydrofuran (THF) solvent and added with a solution that 7.6g (54.8 mmol) of potassium carbonate (K₂CO₃) was dissolved in 55 ml of water, and then they were reacted at 90 °C for 12 hours. The solvent of obtained reactants was removed under reduced pressure, and it was rinsed with water and methanol. The residue was recrystallized with toluene, and the precipitated crystal was separated by a filter and rinsed with toluene and dried to provide a white solid of a compound in 6.0 g (yield: 64%). (calculation value: 684.82, measurement value: MS[M+1] 685.25)

Example 9: Synthesis of compound represented by Chemical Formula A4

[0132] As an example of the compound for an organic optoelectronic device, the compound represented by the above Chemical Formula A4 was synthesized in accordance with the following Reaction Scheme 9.

[Reaction Scheme 9]

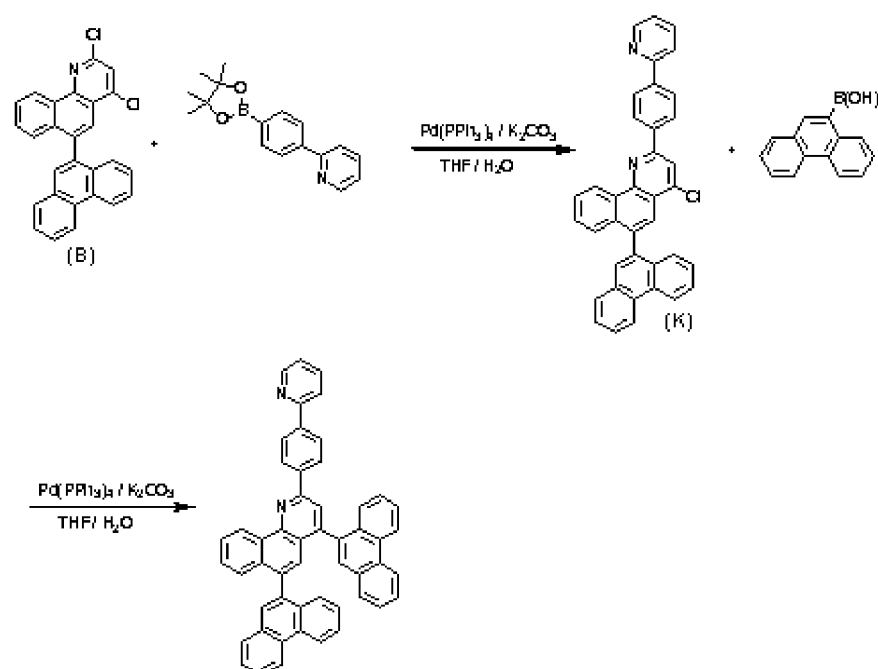


[0133] 14.9 g (26.3 mmol) of intermediate product (C), 8.9 g (31.6 mmol) of 6-(4-(4,4,5,5-tetramethyl-1,3,2-dioxaborolan-2-yl)phenyl)pyridine, and 0.9 g (0.8 mmol) of tetrakis(triphenylphosphine)palladium [$\text{Pd}(\text{PPh}_3)_4$] were dissolved in 300 mL of a tetrahydrofuran (THF) solvent and added with a solution that 7.3 g (52.6 mmol) of potassium carbonate (K_2CO_3) was dissolved in 150 ml of water, and then they were reacted at 90 °C for 12 hours. The solvent of obtained reactants was removed under reduced pressure, and it was rinsed with water and methanol. The residue was recrystallized with toluene, and the precipitated crystal was separated by a filter and rinsed with toluene and dried to provide a white solid of a compound in 13.9 g (yield: 77%). (calculation value: 684.82, measurement value: $\text{MS}[\text{M}+1]$ 685.25)

Example 10: Synthesis of compound represented by Chemical Formula B3

[0134] As an example of the compound for an organic optoelectronic device, the compound represented by the above Chemical Formula B3 was synthesized through two step processes in accordance with the following Reaction Scheme 10.

[Reaction Scheme 10]



First step: Synthesis of intermediate product (K)

[0135] 14.0 g (32.9 mmol) of intermediate product (C), 10.2 g (36.3 mmol) of 6-(4-(4,4,5,5-tetramethyl-1,3,2-dioxaborolan-2-yl)phenyl)pyridine, and 1.1 g (1.0 mmol) of tetrakis(triphenylphosphine)palladium [Pd(PPh₃)₄] were dissolved in 280 ml of a tetrahydrofuran (THF) solvent and added with a solution that 9.1 g (66.0 mmol) of potassium carbonate (K₂CO₃) was dissolved in 140 ml of water, and then they were reacted at 80 °C for 12 hours. The water layer of obtained reactant was removed, and the solvent was removed under reduced pressure, and it was rinsed with water and methanol. The residue was recrystallized with toluene, and the precipitated crystal was separated by a filter and rinsed with toluene and dried to provide a pale yellow solid of a compound in 9.7 g (yield: 54%).

Second step: Synthesis of compound represented by Chemical Formula B3

[0136] 9.7 g (17.8 mmol) of intermediate product (K), 5.4 g (21.4 mmol) of 9-phenanthrene boronic acid, and 0.6 g (0.5 mmol) of tetrakis(triphenylphosphine)palladium [Pd(PPh₃)₄] were dissolved in 380 mL of a tetrahydrofuran (THF) solvent and added with a solution that 4.9 g (35.6 mmol) of potassium carbonate (K₂CO₃) was dissolved in 95 mL of water, and then they were reacted at 90 °C for 12 hours. The solvent of obtained reactants was removed under reduced pressure, and it was rinsed with water and methanol. The residue was recrystallized with toluene, and the precipitated crystal was separated by a filter and rinsed with toluene and dried to provide a white solid of a compound in 10.0 g (yield: 82%). (calculation value: 684.82, measurement value: MS[M+1] 685.25)

(Fabrication of organic light emitting diode)Example 11

[0137] As an anode, ITO having a thickness of 1000 Å was used and as a cathode, aluminum (Al) having a thickness of 1000 Å was used.

[0138] Specifically, organic light emitting diodes were fabricated as follows: an ITO glass substrate having sheet resistance of 15Ω/cm² was cut to a size of 50mm × 50mm × 0.7mm and ultrasonic wave cleaning the same in acetone, isopropylalcohol and pure water for 5 minutes each, and UV ozone cleaning the same for 30 minutes to provide an anode.

[0139] N1,N1'-(biphenyl-4,4'-diyl)bis(N1-(naphthalen-2-yl)-N4,N4-diphenylbenzene-1,4-diamine) was deposited on the glass substrate to be 10nm thick, and N,N'-di(1-naphthyl)-N,N'-diphenylbenzidine was sequentially deposited to form a 40 nm-thick hole injection layer (HIL).

[0140] 4 % of N,N,N',N'-tetrakis (3,4-dimethylphenyl)chrysene-6,12-diamine and 96 % of 9-(3-(naphthalen-1-yl)phenyl)-10-(naphthalen-2-yl)anthracene were deposited to provide a 25 nm-thick emission layer.

[0141] Subsequently, the compound synthesized in Example 1 was deposited to provide a 30 nm-thick electron transport layer (ETL).

[0142] Liq was vacuum-deposited on the electron transport layer (ETL) to provide a 0.5 nm-thick electron injection layer (EIL), and Al was vacuum-deposited to form a 100 nm-thick Liq/Al electrode.

Example 12

[0143] An organic light emitting diode was fabricated in accordance with the same procedure as in Example 11, except that the compound synthesized in Example 3 was used for an electron transport layer (ETL) instead of using the compound synthesized from Example 1.

Example 13

[0144] An organic light emitting diode was fabricated in accordance with the same procedure as in Example 11, except that the compound synthesized in Example 5 was used for an electron transport layer (ETL) instead of using the compound synthesized from Example 1.

Example 14

[0145] An organic light emitting diode was fabricated in accordance with the same procedure as in Example 11, except that the compound synthesized in Example 7 was used for an electron transport layer (ETL) instead of using the compound synthesized from Example 1.

Example 15

5 [0146] An organic light emitting diode was fabricated in accordance with the same procedure as in Example 11, except that the compound synthesized in Example 8 was used for an electron transport layer (ETL) instead of using the compound synthesized from Example 1.

Example 16

10 [0147] An organic light emitting diode was fabricated in accordance with the same procedure as in Example 11, except that the compound synthesized in Example 9 was used for an electron transport layer (ETL) instead of using the compound synthesized from Example 1.

Example 17

15 [0148] An organic light emitting diode was fabricated in accordance with the same procedure as in Example 11, except that the compound synthesized in Example 10 was used for an electron transport layer (ETL) instead of using the compound synthesized from Example 1.

Example 18

20 [0149] An organic light emitting diode was fabricated in accordance with the same procedure as in Example 11, except that the compound synthesized in Example 1 and Liq at 1:1 were deposited for an electron transport layer (ETL).

Example 19

25 [0150] An organic light emitting diode was fabricated in accordance with the same procedure as in Example 11, except that the compound synthesized in Example 3 and Liq at 1:1 were deposited for an electron transport layer (ETL).

Example 20

30 [0151] An organic light emitting diode was fabricated in accordance with the same procedure as in Example 11, except that the compound synthesized in Example 5 and Liq at 1:1 were deposited for an electron transport layer (ETL).

Example 21

35 [0152] An organic light emitting diode was fabricated in accordance with the same procedure as in Example 11, except that the compound synthesized in Example 7 and Liq at 1:1 were deposited for an electron transport layer (ETL).

Example 22

40 [0153] An organic light emitting diode was fabricated in accordance with the same procedure as in Example 11, except that the compound synthesized in Example 8 and Liq at 1:1 were deposited for an electron transport layer (ETL).

Example 23

45 [0154] An organic light emitting diode was fabricated in accordance with the same procedure as in Example 11, except that the compound synthesized in Example 9 and Liq at 1:1 were deposited for an electron transport layer (ETL).

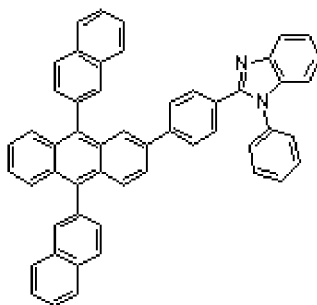
Example 24

50 [0155] An organic light emitting diode was fabricated in accordance with the same procedure as in Example 11, except that the compound synthesized in Example 10 and Liq at 1:1 were deposited for an electron transport layer (ETL).

Comparative Example 1

55 [0156] An organic light emitting diode was fabricated in accordance with the same procedure as in Example 11, except that the compound represented by the following Chemical Formula 3 was used for an electron transport layer (ETL) instead of using the compound synthesized from Example 1.

[Chemical Formula 3]

**Comparative Example 2**

[0157] An organic light emitting diode was fabricated in accordance with the same procedure as in Example 18, except that the compound represented by the above Chemical Formula 3 was used for an electron transport layer (ETL) instead of using the compound synthesized from Example 1.

(Measurement of performance of organic light emitting diode)**Experimental Examples**

[0158] Each organic light emitting diode according to the Example 13, 15, 16, 17, 20, and 23, and Comparative Example 1 and 2 was measured for current density change depending upon the voltage, luminance change, and luminous efficiency. Specific measurement methods were as follows and the results are shown in the following Table 1.

(1) Measurement of current density change depending on voltage change

[0159] The fabricated organic light emitting diodes were measured for current value flowing in the unit device while increasing the voltage from 0V to 10V using a current-voltage meter (Keithley 2400), and the measured current value was divided by area to provide the result.

(2) Measurement of luminance change depending on voltage change

[0160] The fabricated organic light emitting diodes were measured for luminance while increasing the voltage from 0V to 10V using a luminance meter (Minolta Cs-1000A).

(3) Measurement of Luminous efficiency

[0161] Current efficiency (cd/A) and electric power efficiency (lm/W) at the same luminance (1000cd/m²) were calculated by using luminance and current density from the item (1) and (2) and voltage.

Table 1

	luminance at 500 cd/m ²				
	Driving voltage (V)	Luminous efficiency (cd/A)	Electric power efficiency (lm/W)	CIE chromaticity	
				x	y
Example 13	4.4	7.4	5.3	0.14	0.05
Example 15	3.9	5.4	4.3	0.14	0.05
Example 16	4.5	7.6	5.4	0.14	0.05
Example 17	4.2	6.2	4.6	0.14	0.05
Comparative Example 1	5.1	3.7	2.3	0.14	0.05

EP 2 508 585 A1

(continued)

	luminance at 500 cd/m ²					
	Driving voltage (V)	Luminous efficiency (cd/A)	Electric power efficiency (lm/W)	CIE chromaticity		
				x	y	
5	Example 20	3.8	7.5	6.2	0.14	0.04
	Example 23	3.8	8.2	6.9	0.14	0.05
10	<u>Comparative Example 2</u>	<u>4.2</u>	<u>5.4</u>	<u>4.1</u>	<u>0.14</u>	<u>0.05</u>

[0162] As shown in Table 1, it is confirmed that the organic light emitting diodes according to Examples 13, 15, 16, and 17 had lower driving voltages and more excellent luminous efficiency and electric power efficiency than those of Comparative Example 1.

[0163] In addition, it is also confirmed that the organic light emitting diodes according to Examples 20 and 23 had lower driving voltage and more excellent luminous efficiency and electric power efficiency than those of Comparative Example 2.

[0164] While this invention has been described in connection with what is presently considered to be practical exemplary embodiments, it is to be understood that the invention is not limited to the disclosed embodiments, but, on the contrary, is intended to cover various modifications and equivalent arrangements included within the spirit and scope of the appended claims. Therefore, the aforementioned embodiments should be understood to be exemplary but not limiting the present invention in any way.

<Description of symbols>

[0165]

- 100: organic photoelectric device 110: cathode
- 120: anode 105: organic thin layer
- 130: emission layer 140: hole transport layer (HTL)
- 150: electron transport layer (ETL) 160: electron injection layer (EIL)
- 170: hole injection layer (HIL) 230: emission layer + electron transport layer (ETL)

Claims

1. A compound for an organic optoelectronic device represented by the following Chemical Formula 1:

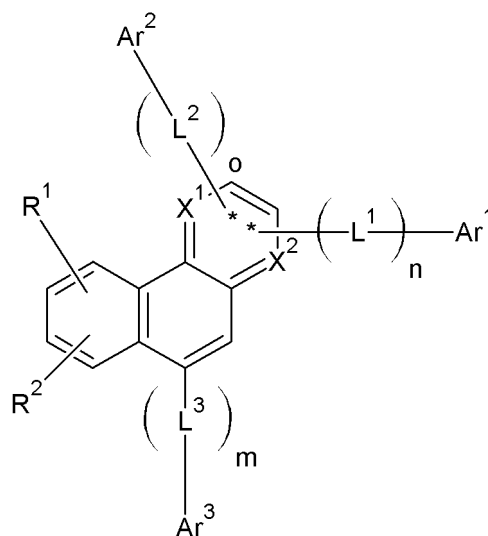
[Chemical Formula 1]

5

10

15

20



wherein, in Chemical Formula 1,

X^1 and X^2 are the same or different and -N- or -CR⁻,

25

wherein R¹ is form a sigma bond with one of the * ; or hydrogen, deuterium, a substituted or unsubstituted C1 to C20 alkyl group, a substituted or unsubstituted C6 to C30 aryl group, a substituted or unsubstituted C3 to C30 heteroaryl group, or a combination thereof,

R¹ and R² are the same or different and independently hydrogen, deuterium, a substituted or unsubstituted C1 to C20 alkyl group, a substituted or unsubstituted C6 to C30 aryl group, a substituted or unsubstituted C3 to C30 heteroaryl group, or a combination thereof,

30

Ar¹ to Ar³ are the same or different and independently substituted or unsubstituted C6 to C30 aryl group; or a substituted or unsubstituted C3 to C30 heteroaryl group,

L¹ to L³ are the same or different and independently a single bond, a substituted or unsubstituted C2 to C6 alkenyl group, a substituted or unsubstituted C2 to C6 alkynyl group, a substituted or unsubstituted C6 to C30 arylene group, a substituted or unsubstituted C3 to C30 heteroarylene group, or a combination thereof, and

35

n, m or o are the same or different and independently 0 or 1.

2. The compound for an organic optoelectronic device of claim 1, wherein the compound for an organic optoelectronic device is represented by the following Chemical Formula 2:

40

45

50

55

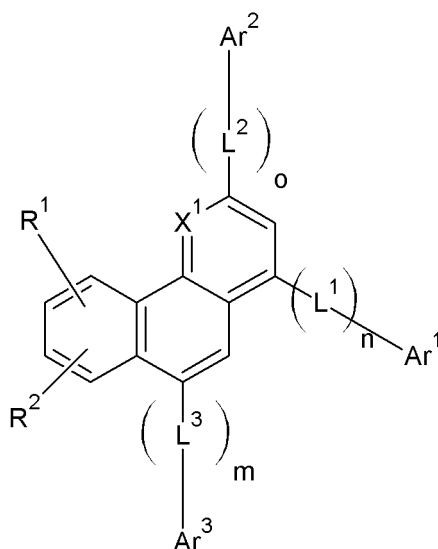
[Chemical Formula 2]

5

10

15

20



In Chemical Formula 2,

X¹ is -N- or -CR',

25

wherein R' is hydrogen, deuterium, a substituted or unsubstituted C1 to C20 alkyl group, a substituted or unsubstituted C6 to C30 aryl group, a substituted or unsubstituted C3 to C30 heteroaryl group, or a combination thereof,

R¹ and R² are the same or different and independently hydrogen, deuterium, a substituted or unsubstituted C1 to C20 alkyl group, a substituted or unsubstituted C6 to C30 aryl group, a substituted or unsubstituted C3 to C30 heteroaryl group, or a combination thereof,

30

Ar¹ to Ar³ are the same or different and independently substituted or unsubstituted C6 to C30 aryl group; or a substituted or unsubstituted C3 to C30 heteroaryl group,

L¹ to L³ are the same or different and independently a single bond, a substituted or unsubstituted C2 to C6 alkenyl group, a substituted or unsubstituted C2 to C6 alkynyl group, a substituted or unsubstituted C6 to C30 arylene group, a substituted or unsubstituted C3 to C30 heteroarylene group, or a combination thereof, and

35

n, m or o are the same or different and independently 0 or 1.

3. The compound for an organic optoelectronic device of claim 2, wherein X¹ is N.

40

4. The compound for an organic optoelectronic device of claim 2, wherein at least one of Ar¹ or Ar² may be a substituted or unsubstituted C3 to C30 heteroaryl group.

5. The compound for an organic optoelectronic device of claim 2, wherein Ar¹ is a substituted or unsubstituted C3 to C30 heteroaryl group, and

Ar² and Ar³ are a substituted or unsubstituted C6 to C30 aryl group

45

6. The compound for an organic optoelectronic device of claim 2, wherein Ar² is a substituted or unsubstituted C3 to C30 heteroaryl group, and

Ar¹ and Ar³ are a substituted or unsubstituted C6 to C30 aryl group.

50

7. The compound for an organic optoelectronic device of claim 2, wherein the substituted or unsubstituted C3 to C30 heteroaryl group is a substituted or unsubstituted imidazolyl group, a substituted or unsubstituted triazolyl group, a substituted or unsubstituted tetrazolyl group, a substituted or unsubstituted carbazolyl group, a substituted or unsubstituted oxadiazolyl group, a substituted or unsubstituted oxatriazolyl group, a substituted or unsubstituted thiazolyl group, a substituted or unsubstituted benzimidazolyl group, a substituted or unsubstituted benzotriazolyl group, a substituted or unsubstituted pyridinyl group, a substituted or unsubstituted pyrimidinyl group, a substituted or unsubstituted triazinyl group, a substituted or unsubstituted pyrazinyl group, a substituted or unsubstituted pyridazinyl group, a substituted or unsubstituted purinyl group, a substituted or unsubstituted quinolinyl group, a substituted or unsubstituted isoquinolinyl group, a substituted or unsubstituted phthalazinyl group, a substituted or

55

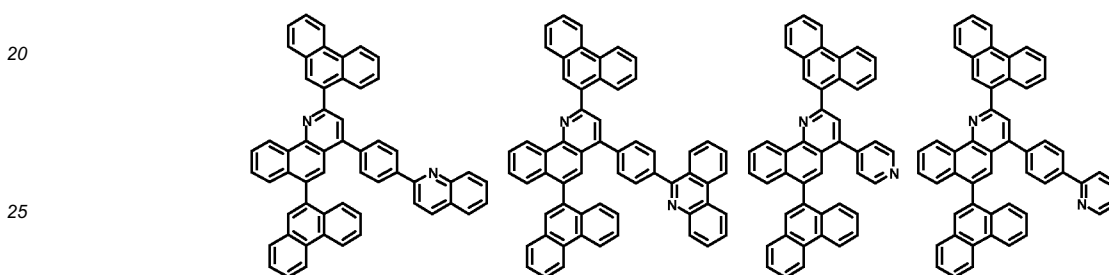
unsubstituted naphthyridinyl group, a substituted or unsubstituted quinoxalinyl group, a substituted or unsubstituted quinazoliny group, a substituted or unsubstituted acridinyl group, a substituted or unsubstituted phenanthrolinyl group, a substituted or unsubstituted phenazinyl group, or a combination thereof.

5 8. The compound for an organic optoelectronic device of claim 2, wherein the substituted or unsubstituted C6 to C30 aryl group is a substituted or unsubstituted phenyl group, a substituted or unsubstituted naphthyl group, a substituted or unsubstituted triperylene group, a substituted or unsubstituted fluorenyl group, a substituted or unsubstituted spirofluorenyl group, a substituted or unsubstituted biphenyl group, a substituted or unsubstituted terphenyl group, a substituted or unsubstituted pyrenyl group, a substituted or unsubstituted perylenyl group, a substituted or unsubstituted phenanthrenyl group, a substituted or unsubstituted anthracenyl group, or a combination thereof.

10 9. A compound for an organic optoelectronic device represented by the following Chemical Formulae A1 to A126:

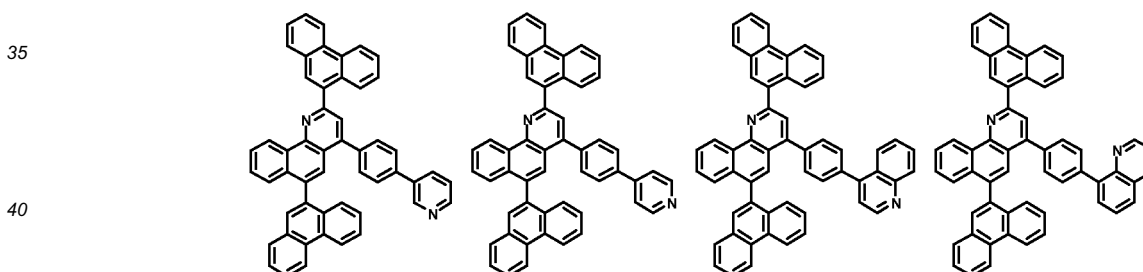
15 [Chemical Formula A1] [Chemical Formula A2] [Chemical Formula A3]

[Chemical Formula A4]



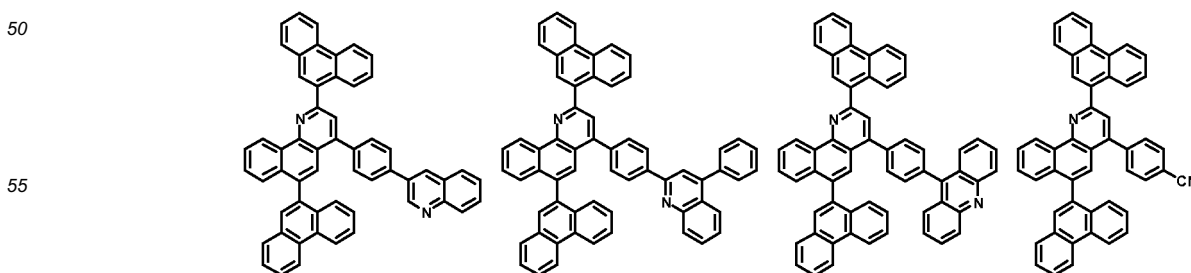
30 [Chemical Formula A5] [Chemical Formula A6] [Chemical Formula A7]

[Chemical Formula A8]



45 [Chemical Formula A9] [Chemical Formula A10] [Chemical Formula A11]

[Chemical Formula A12]

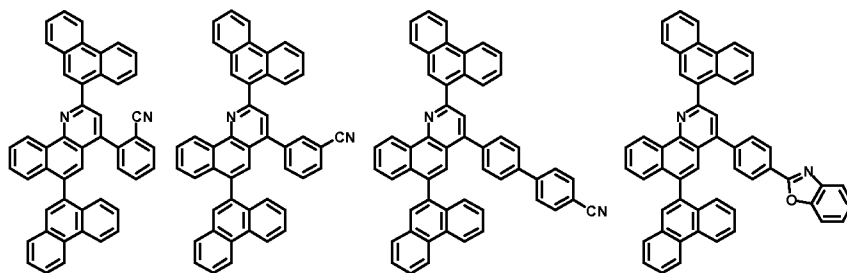


[Chemical Formula A13] [Chemical Formula A14] [Chemical Formula A15] [Chemical Formula A16]

5

10

15

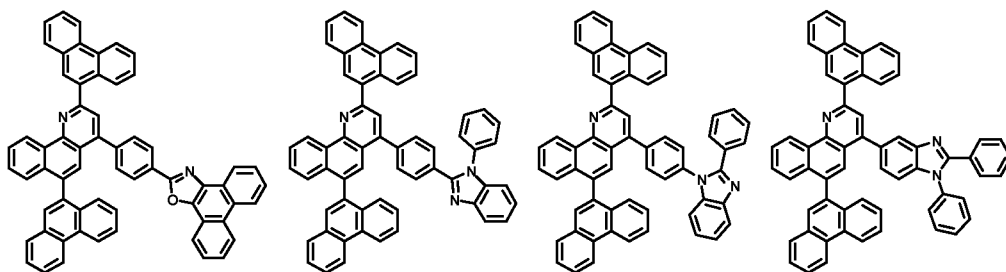


[Chemical Formula A17] [Chemical Formula A18] [Chemical Formula A19] [Chemical Formula A20]

20

25

30



[Chemical Formula A21] [Chemical Formula A22] [Chemical Formula A23] [Chemical Formula A24]

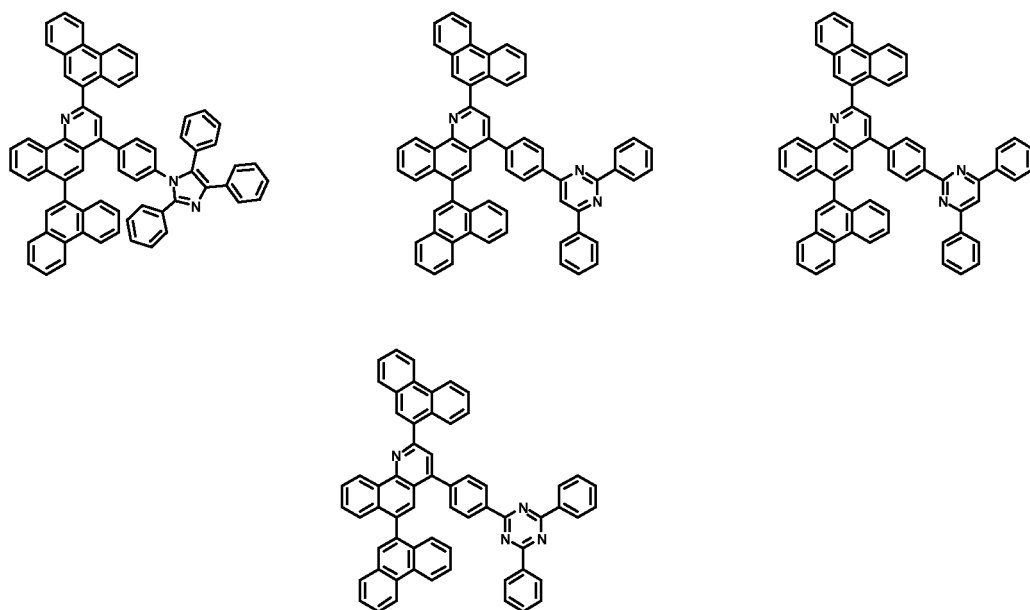
35

40

45

50

55

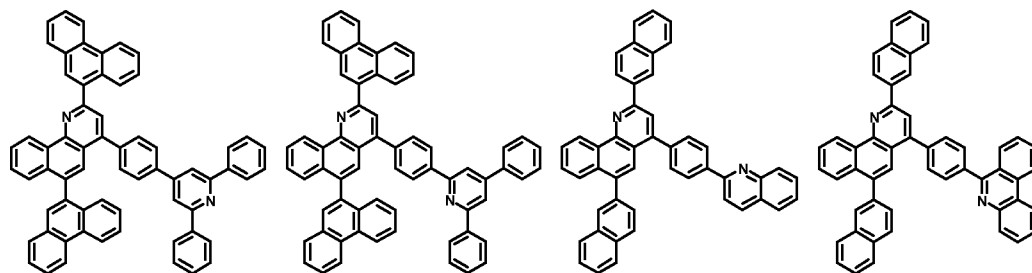


[Chemical Formula A25] [Chemical Formula A26] [Chemical Formula A27] [Chemical Formula A28]

5

10

15

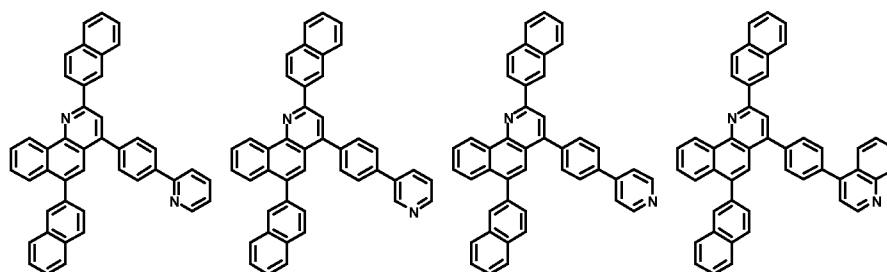


[Chemical Formula A29] [Chemical Formula A30] [Chemical Formula A31] [Chemical Formula A32]

20

25

30

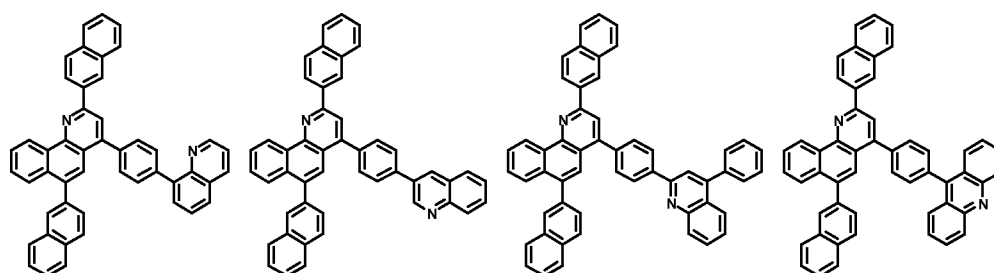


[Chemical Formula A33] [Chemical Formula A34] [Chemical Formula A35] [Chemical Formula A36]

35

40

45



[Chemical Formula A37] [Chemical Formula A38] [Chemical Formula

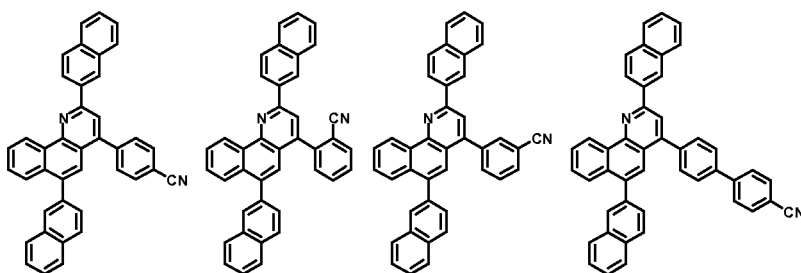
50

55

A39] [Chemical Formula A40]

5

10

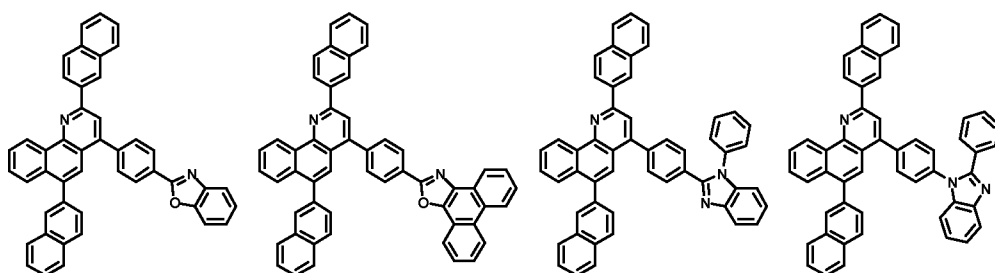


15

[Chemical Formula A41] [Chemical Formula A42] [Chemical Formula A43] [Chemical Formula A44]

20

25

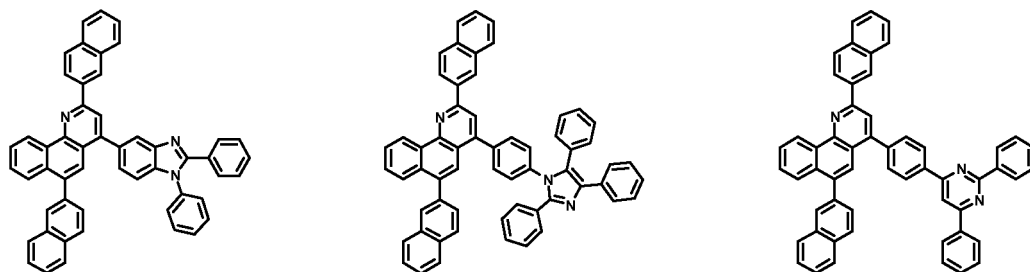


30

[Chemical Formula A45] [Chemical Formula A46] [Chemical Formula A47] [Chemical Formula A48]

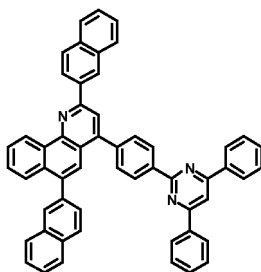
35

40



45

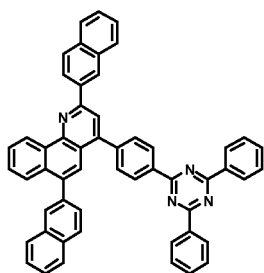
50



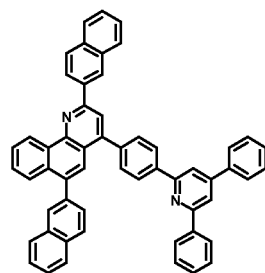
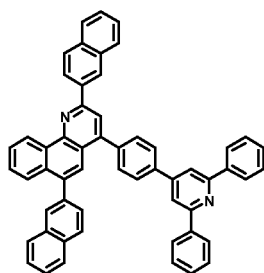
55

[Chemical Formula A49] [Chemical Formula A50] [Chemical Formula A51] [Chemical Formula A52]

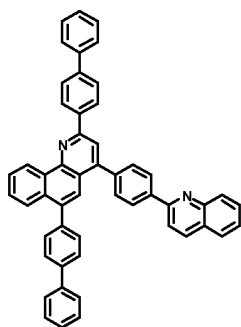
5



10



15

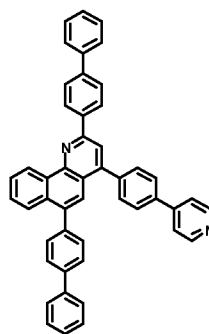
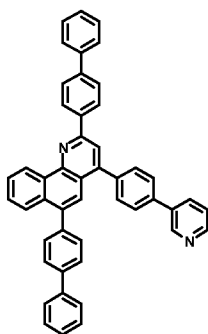
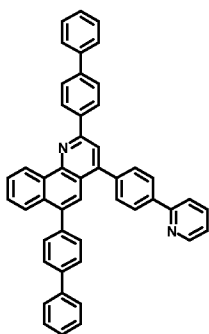
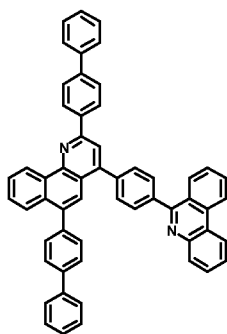


20

25

[Chemical Formula A53] [Chemical Formula A54] [Chemical Formula A55] [Chemical Formula A56]

30



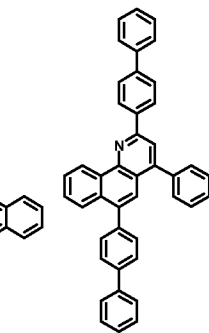
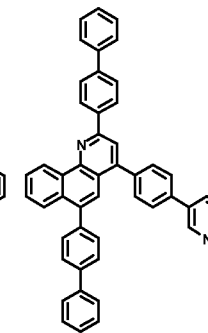
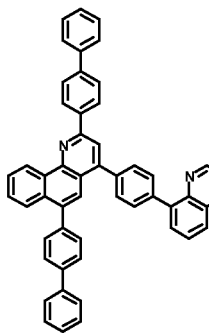
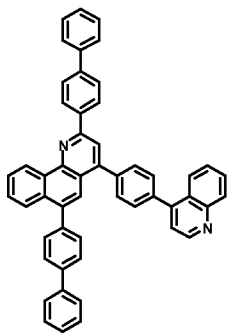
35

40

[Chemical Formula A57] [Chemical Formula A58] [Chemical Formula A59] [Chemical Formula A60]

45

50



55

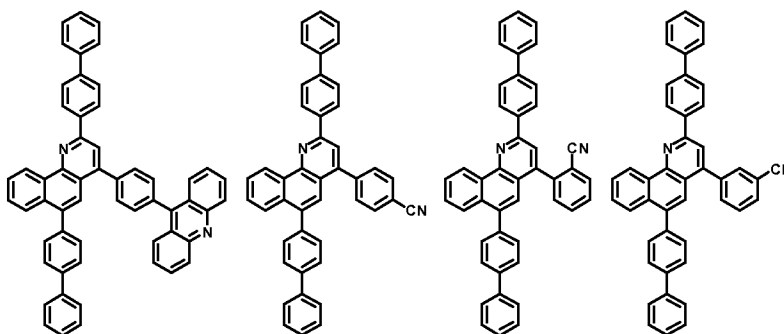
[Chemical Formula A61] [Chemical Formula A62] [Chemical Formula

5

A63] [Chemical Formula A64]

10

15



20

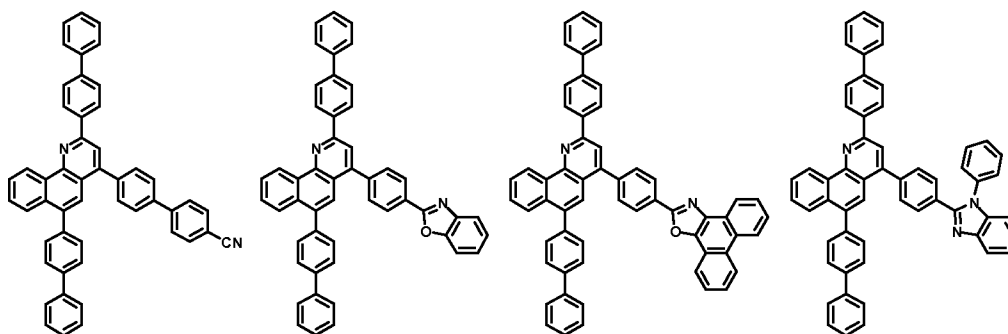
[Chemical Formula A65] [Chemical Formula A66] [Chemical Formula

A67] [Chemical Formula A68]

25

30

35



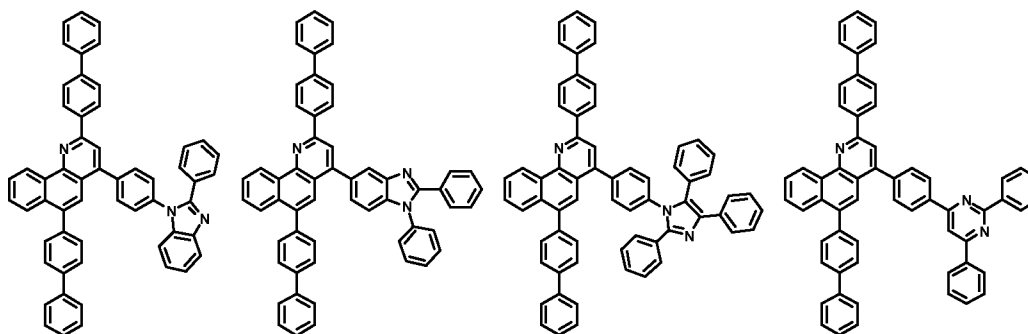
40

[Chemical Formula A69] [Chemical Formula A70] [Chemical Formula

A71] [Chemical Formula A72]

45

50

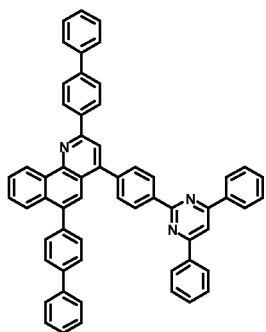


55

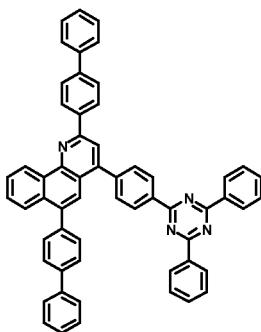
[Chemical Formula A73] [Chemical Formula A74] [Chemical Formula

A75] [Chemical Formula A76]

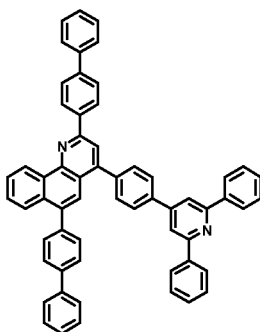
5



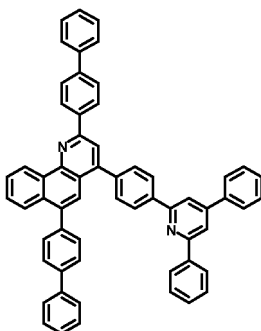
10



15



20



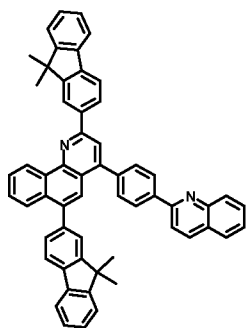
25

[Chemical Formula A77] [Chemical Formula A78] [Chemical Formula

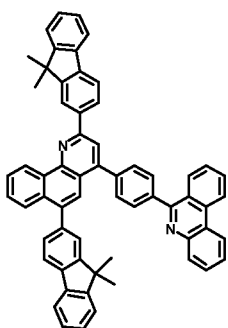
30

A79] [Chemical Formula A80]

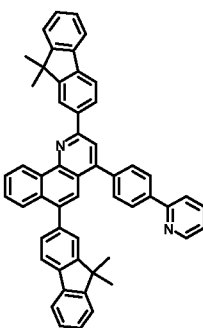
35



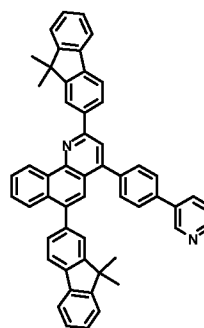
40



45



50



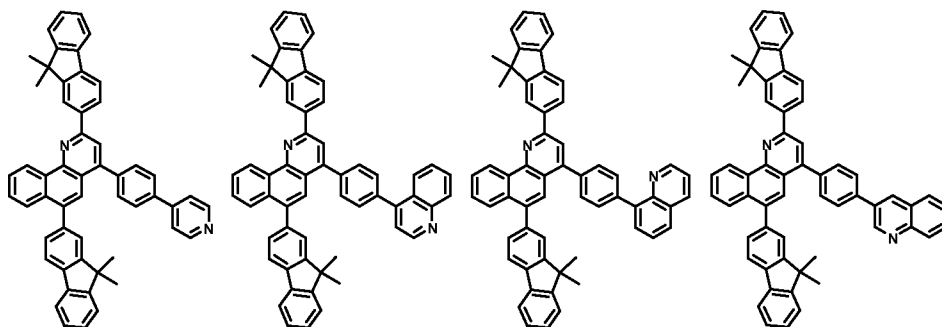
55

[Chemical Formula A81] [Chemical Formula A82] [Chemical Formula A83] [Chemical Formula A84]

5

10

15

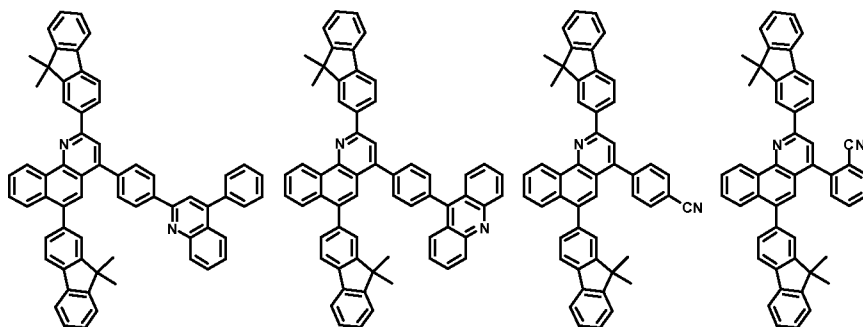


[Chemical Formula A85] [Chemical Formula A86] [Chemical Formula A87] [Chemical Formula A88]

20

25

30



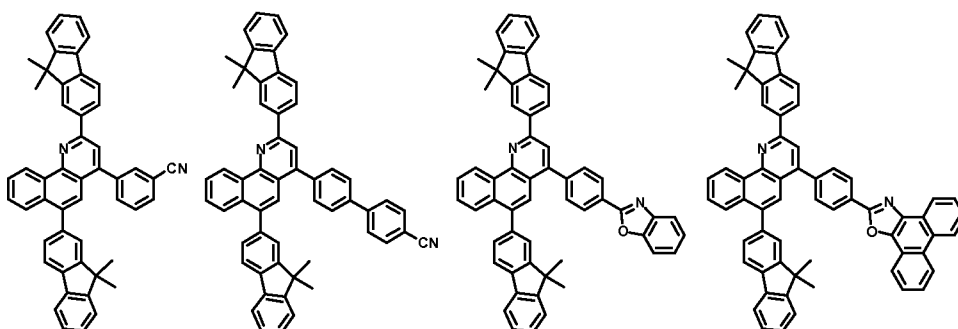
35

[Chemical Formula A89] [Chemical Formula A90] [Chemical Formula A91] [Chemical Formula A92]

40

45

50



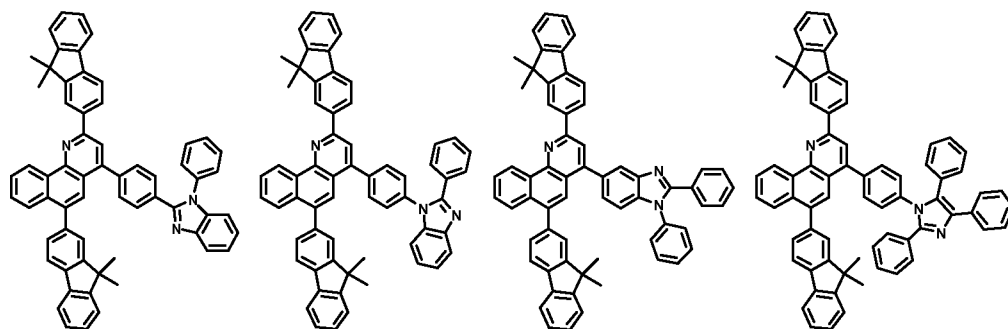
55

[Chemical Formula A93] [Chemical Formula A94] [Chemical Formula A95] [Chemical Formula A96]

5

10

15



[Chemical Formula A97] [Chemical Formula A98] [Chemical Formula A99] [Chemical Formula A100]

20

25

30

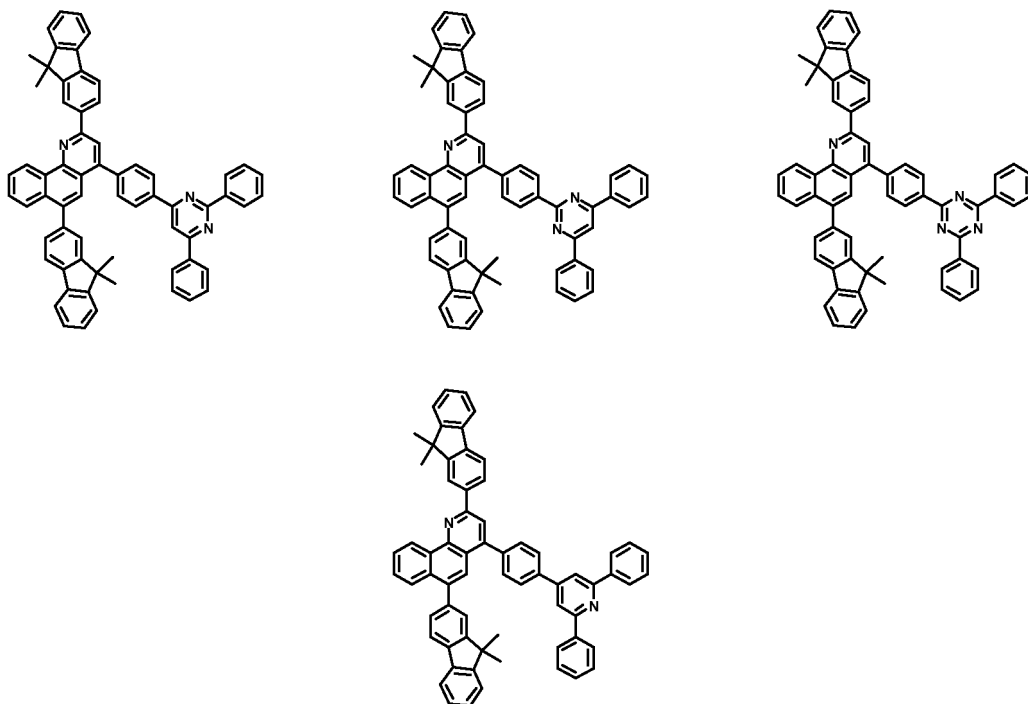
35

40

45

50

55

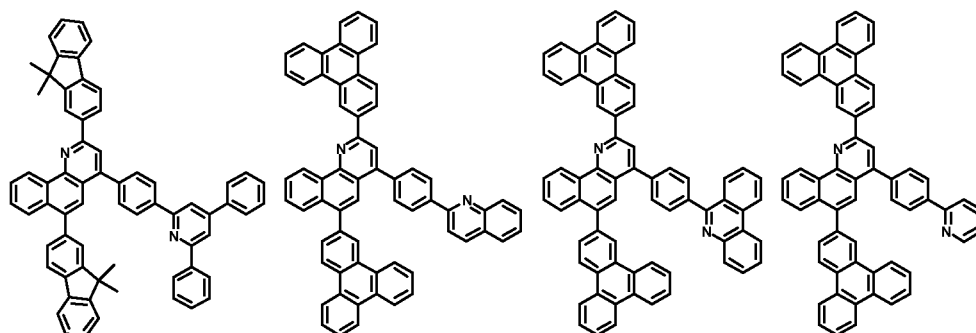


[Chemical Formula A101] [Chemical Formula A102] [Chemical Formula A103] [Chemical Formula A104]

5

10

15

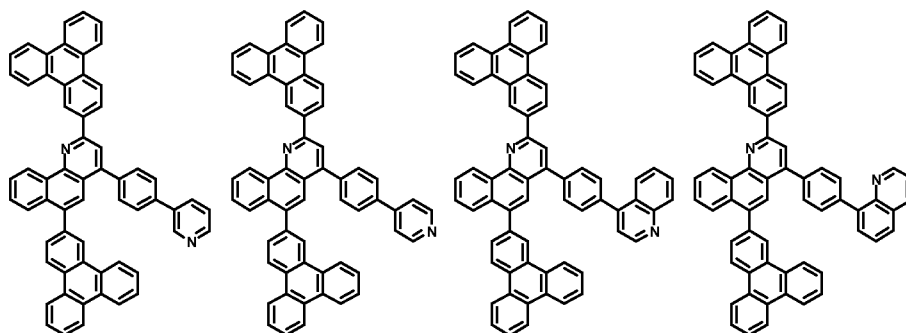


[Chemical Formula A105] [Chemical Formula A106] [Chemical Formula A107] [Chemical Formula A108]

20

25

30



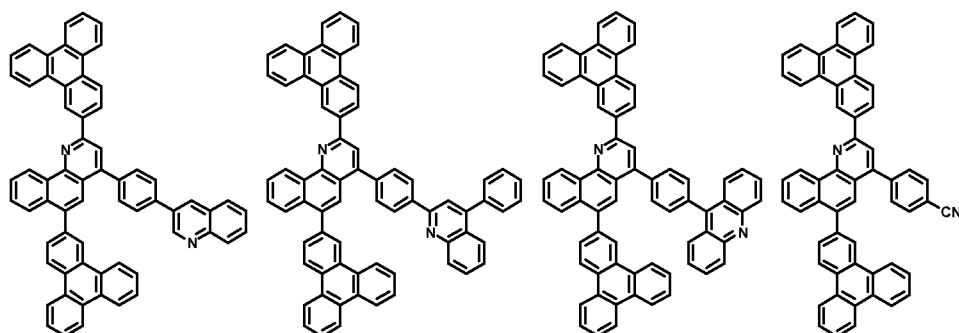
35

[Chemical Formula A109] [Chemical Formula A110] [Chemical Formula A111] [Chemical Formula A112]

40

45

50



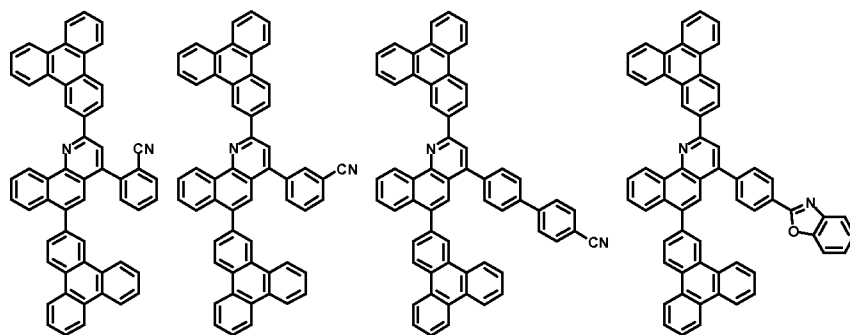
55

[Chemical Formula A113] [Chemical Formula A114] [Chemical Formula A115] [Chemical Formula A116]

5

10

15

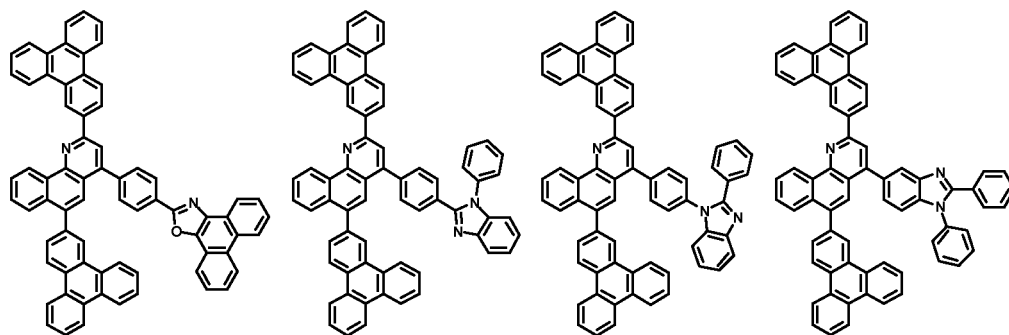


[Chemical Formula A117] [Chemical Formula A118] [Chemical Formula A119] [Chemical Formula A120]

20

25

30



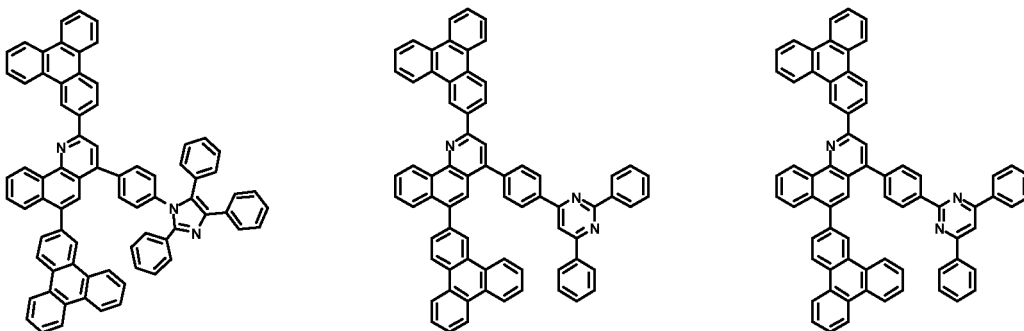
35

[Chemical Formula A121] [Chemical Formula A122] [Chemical Formula A123] [Chemical Formula A124]

40

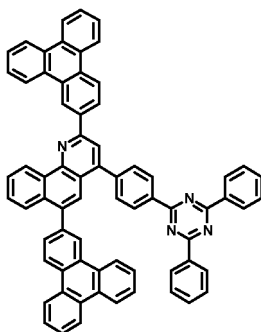
45

50



55

5

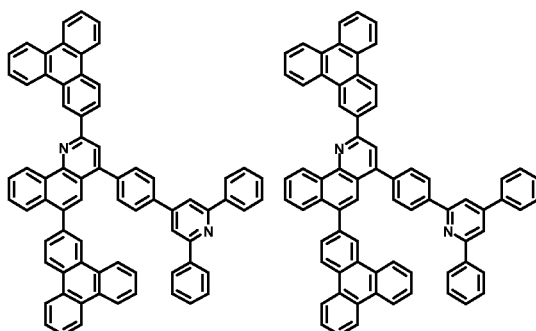


10

15

[Chemical Formula A125] [Chemical Formula A126]

20



25

30

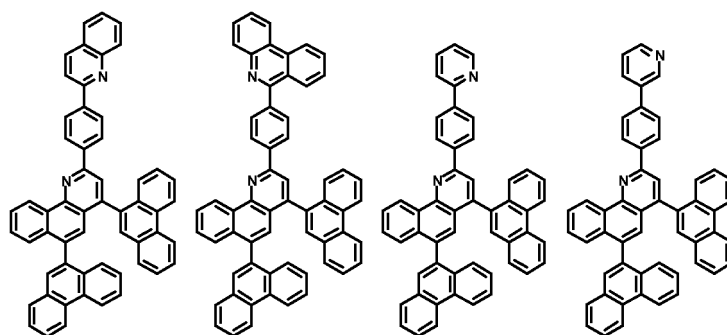
10. A compound for an organic optoelectronic device represented by the following Chemical Formulae B1 to B125:

[Chemical Formula B1] [Chemical Formula B2] [Chemical Formula B3]

[Chemical Formula B4]

35

40



45

50

55

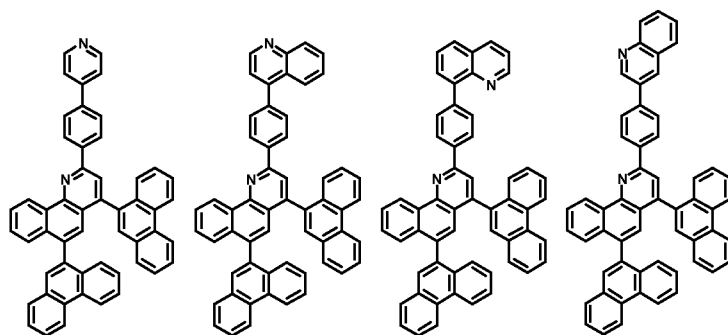
[Chemical Formula B5] [Chemical Formula B6] [Chemical Formula B7]

[Chemical Formula B8]

5

10

15



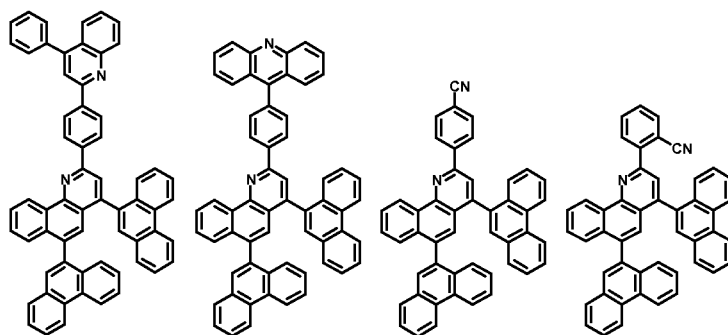
[Chemical Formula B9] [Chemical Formula B10] [Chemical Formula B11]

20

[Chemical Formula B12]

25

30



35

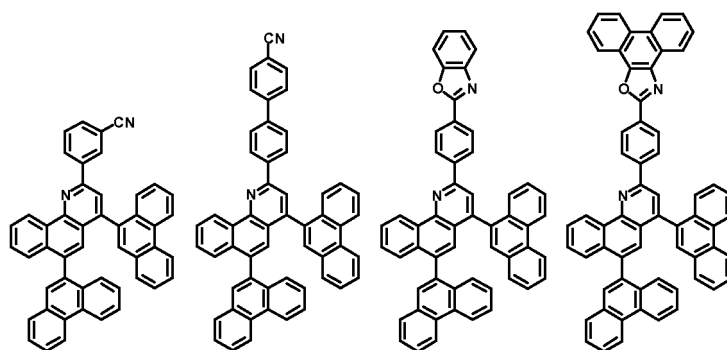
[Chemical Formula B13] [Chemical Formula B14] [Chemical Formula

B15] [Chemical Formula B16]

40

45

50



55

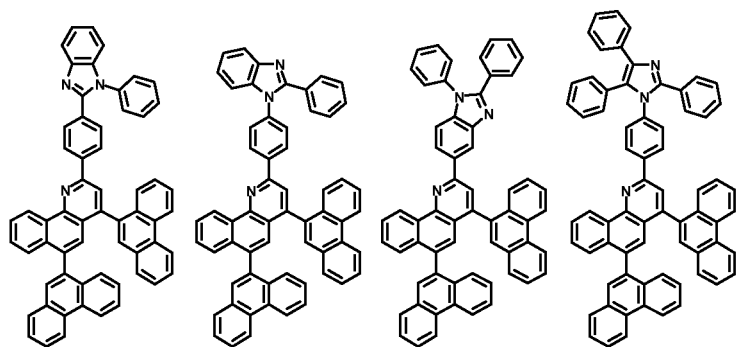
[Chemical Formula B17] [Chemical Formula B18] [Chemical Formula

B19] [Chemical Formula B20]

5

10

15



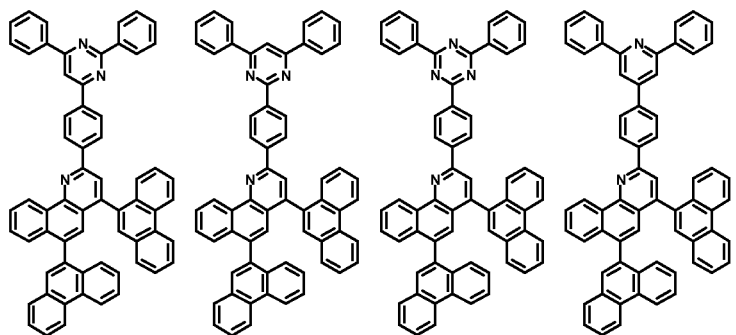
[Chemical Formula B21] [Chemical Formula B22] [Chemical Formula

B23] [Chemical Formula B24]

20

25

30



35

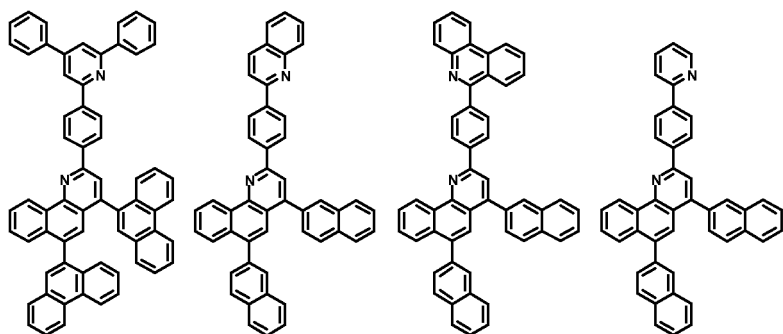
[Chemical Formula B25] [Chemical Formula B26] [Chemical Formula

B27] [Chemical Formula B28]

40

45

50



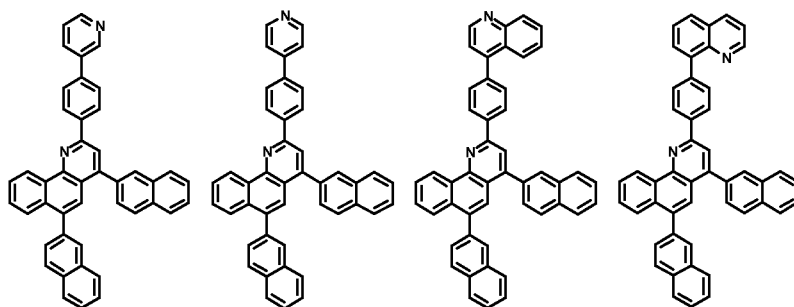
55

[Chemical Formula B29] [Chemical Formula B30] [Chemical Formula B31] [Chemical Formula B32]

5

10

15

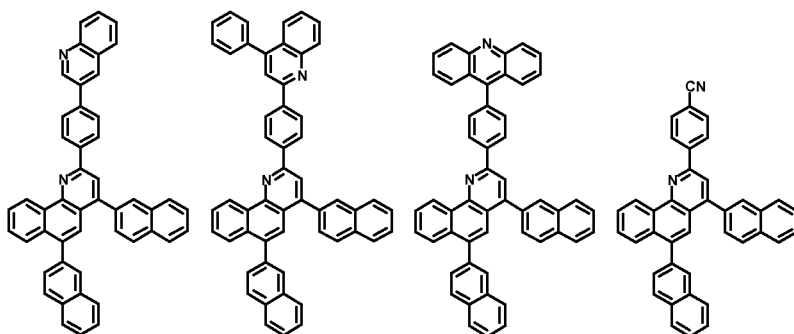


[Chemical Formula B33] [Chemical Formula B34] [Chemical Formula B35] [Chemical Formula B36]

20

25

30



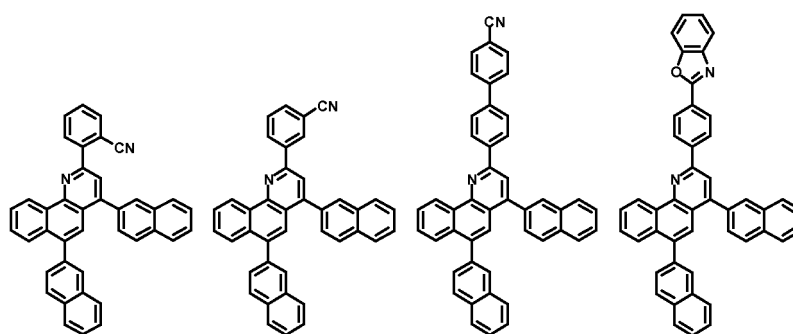
[Chemical Formula B37] [Chemical Formula B38] [Chemical Formula B39] [Chemical Formula B40]

35

40

45

50



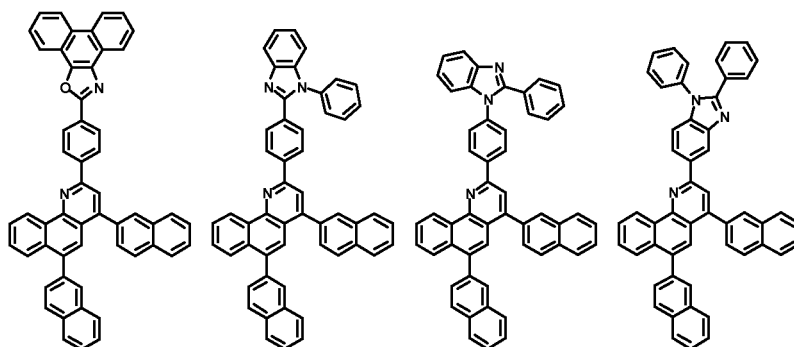
55

[Chemical Formula B41] [Chemical Formula B42] [Chemical Formula B43] [Chemical Formula B44]

5

10

15



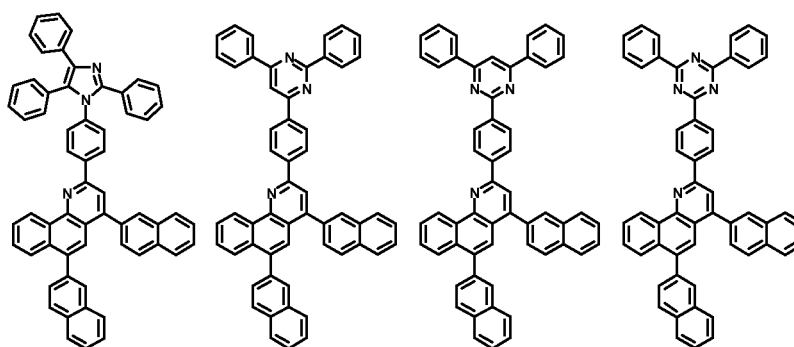
20

[Chemical Formula B45] [Chemical Formula B46] [Chemical Formula B47] [Chemical Formula B48]

25

30

35



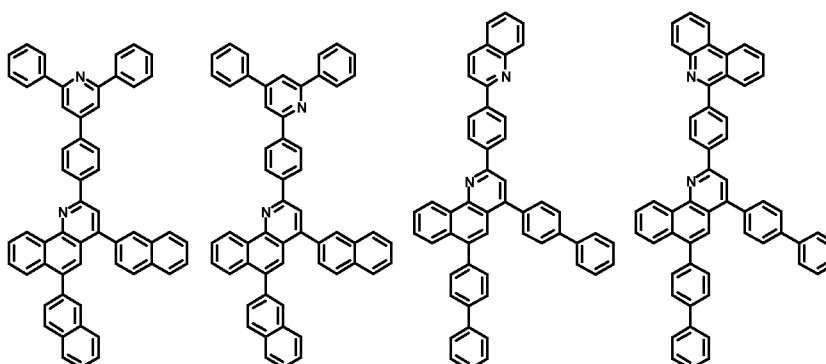
[Chemical Formula B49] [Chemical Formula B50] [Chemical Formula B51] [Chemical Formula B52]

40

45

50

55

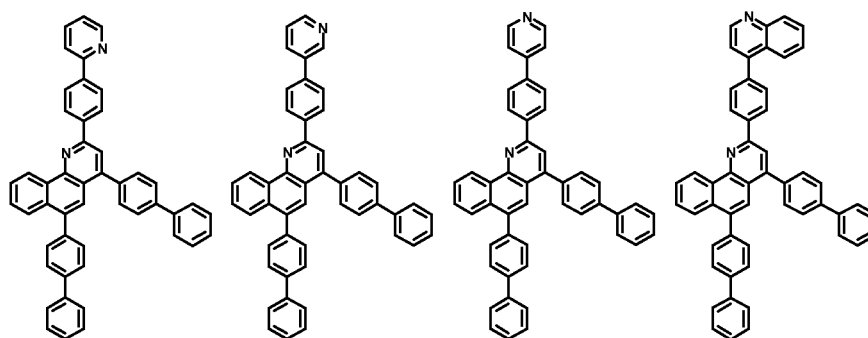


[Chemical Formula B53] [Chemical Formula B54] [Chemical Formula B55] [Chemical Formula B56]

5

10

15



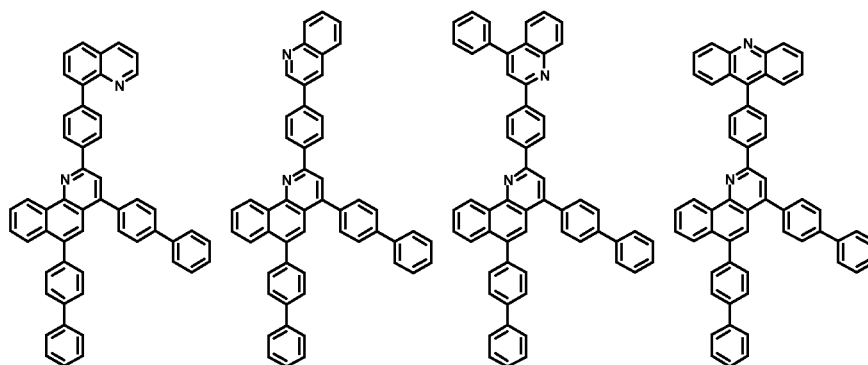
[Chemical Formula B57] [Chemical Formula B58] [Chemical Formula B59] [Chemical Formula B60]

20

25

30

35



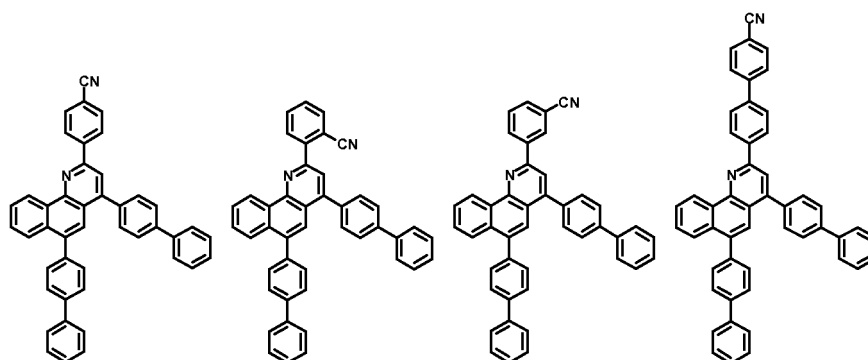
[Chemical Formula B61] [Chemical Formula B62] [Chemical Formula B63] [Chemical Formula B64]

40

45

50

55

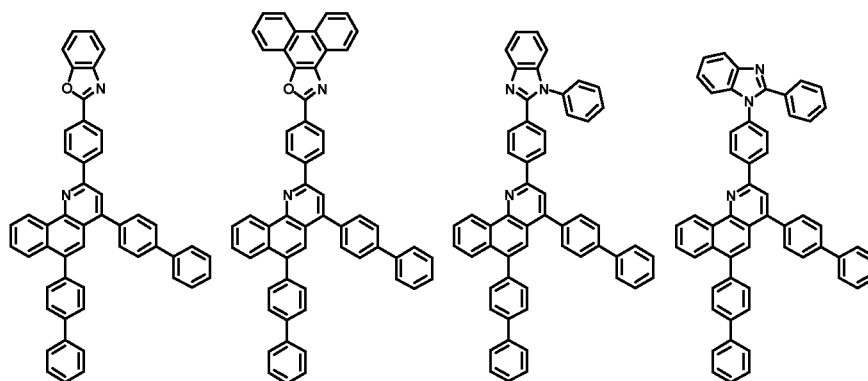


[Chemical Formula B65] [Chemical Formula B66] [Chemical Formula B67] [Chemical Formula B68]

5

10

15



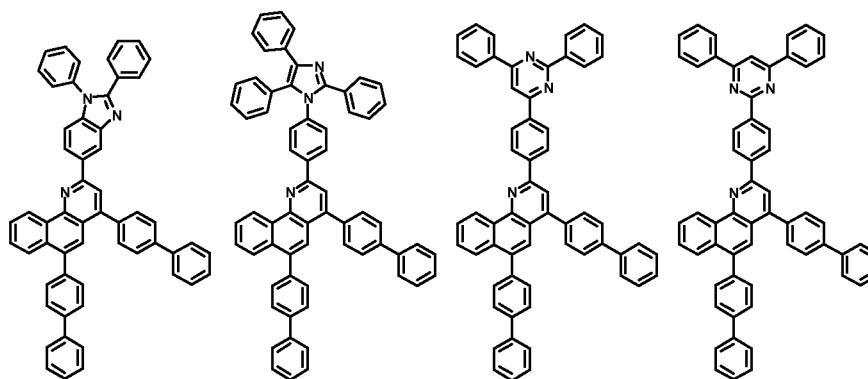
20

[Chemical Formula B69] [Chemical Formula B70] [Chemical Formula B71] [Chemical Formula B72]

25

30

35



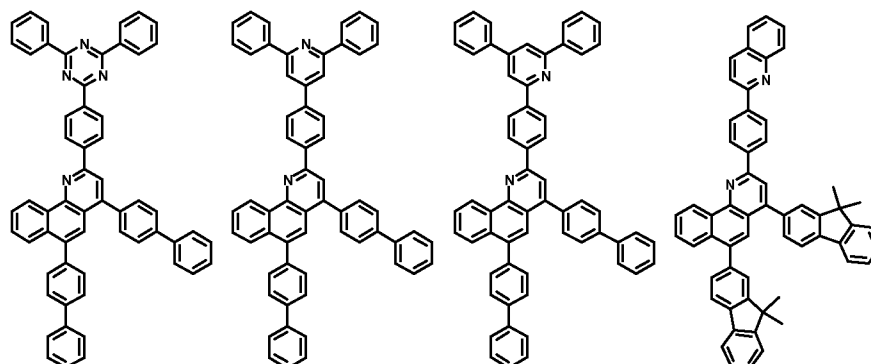
40

[Chemical Formula B73] [Chemical Formula B74] [Chemical Formula B75] [Chemical Formula B76]

45

50

55

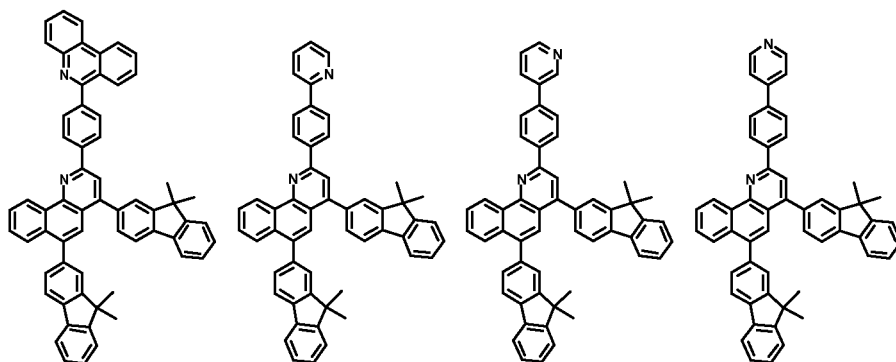


[Chemical Formula B77] [Chemical Formula B78] [Chemical Formula B79] [Chemical Formula B80]

5

10

15



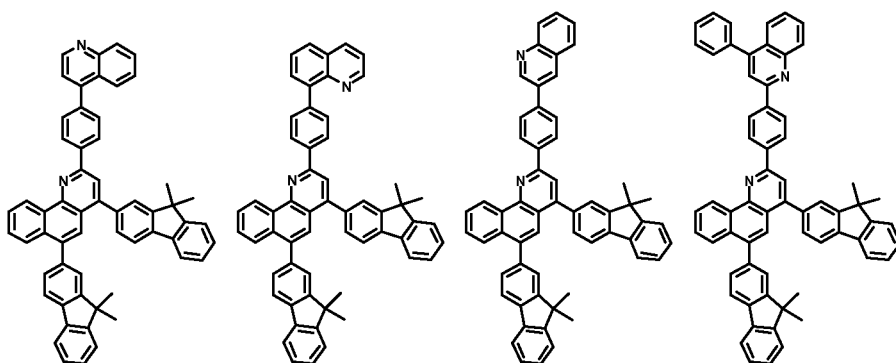
20

[Chemical Formula B81] [Chemical Formula B82] [Chemical Formula B83] [Chemical Formula B84]

25

30

35



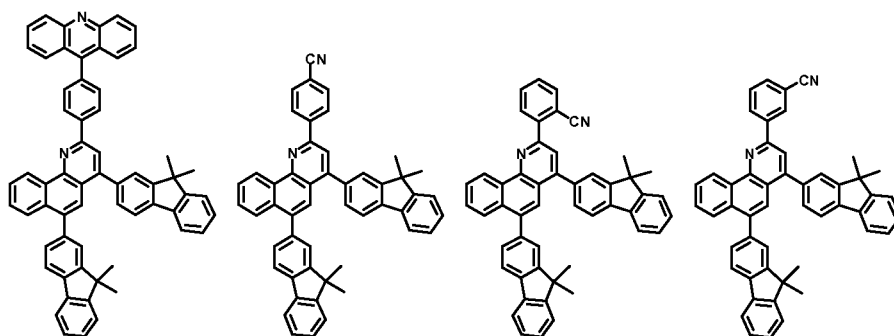
40

[Chemical Formula B85] [Chemical Formula B86] [Chemical Formula B87] [Chemical Formula B88]

45

50

55

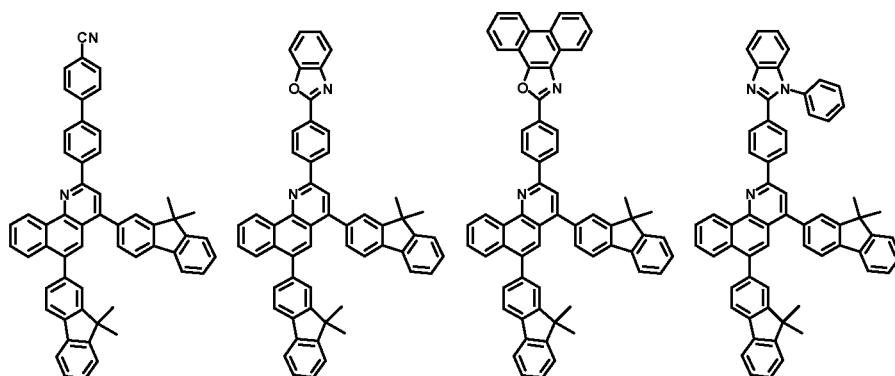


[Chemical Formula B89] [Chemical Formula B90] [Chemical Formula B91] [Chemical Formula B92]

5

10

15



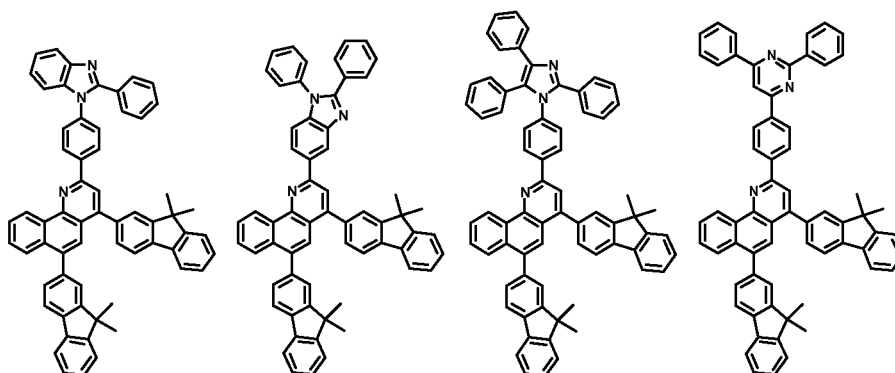
20

[Chemical Formula B93] [Chemical Formula B94] [Chemical Formula B95] [Chemical Formula B96]

25

30

35



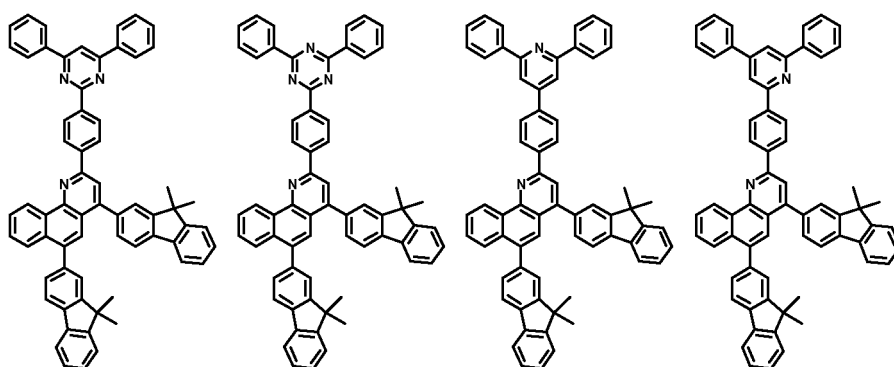
40

[Chemical Formula B97] [Chemical Formula B98] [Chemical Formula B99] [Chemical Formula B100]

45

50

55

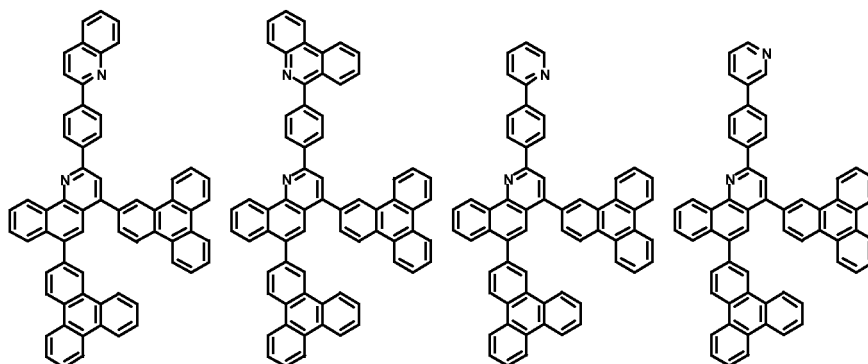


[Chemical Formula B101] [Chemical Formula B102] [Chemical Formula B103] [Chemical Formula B104]

5

10

15



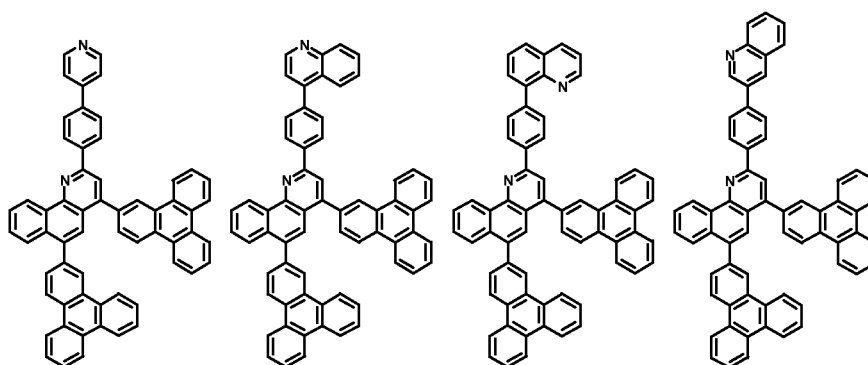
20

[Chemical Formula B105] [Chemical Formula B106] [Chemical Formula B107] [Chemical Formula B108]

25

30

35



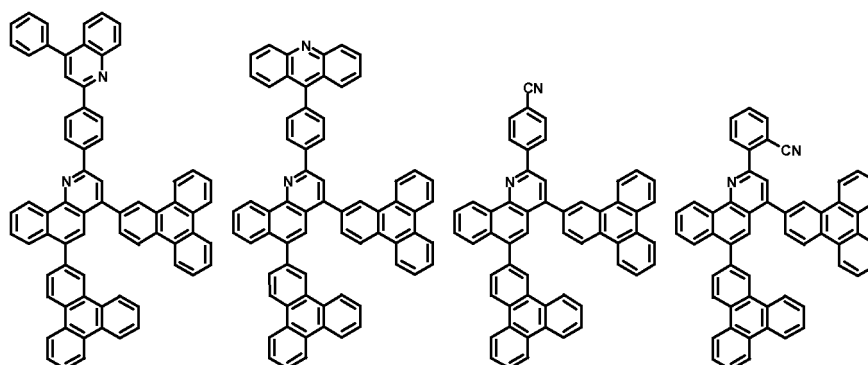
40

[Chemical Formula B109] [Chemical Formula B110] [Chemical Formula B111] [Chemical Formula B112]

45

50

55

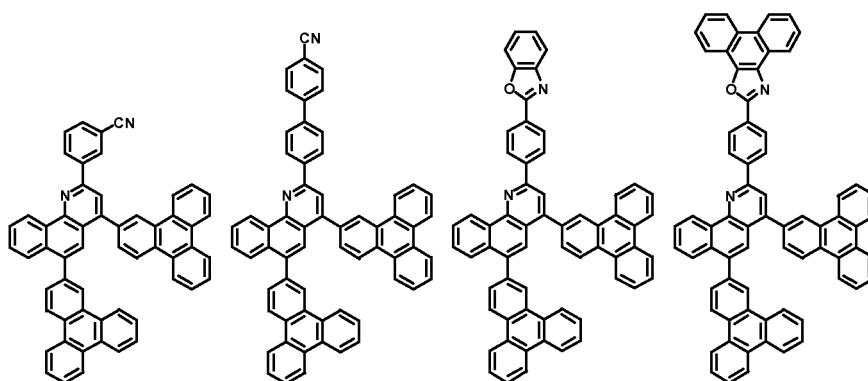


[Chemical Formula B113] [Chemical Formula B114] [Chemical Formula
B115] [Chemical Formula B116]

5

10

15



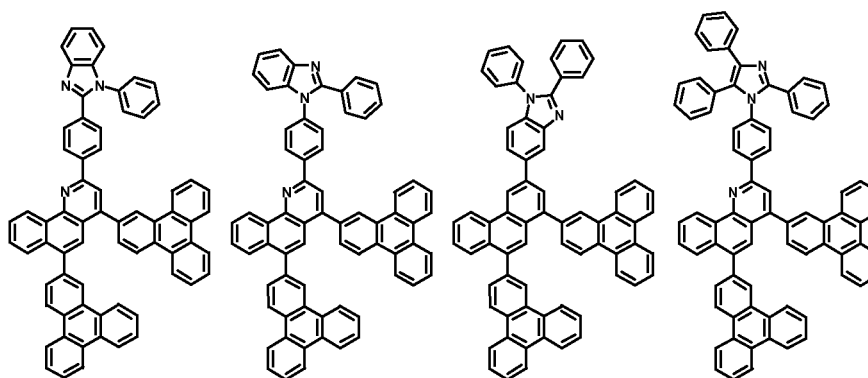
20

[Chemical Formula B117] [Chemical Formula B118] [Chemical Formula
B119] [Chemical Formula B120]

25

30

35



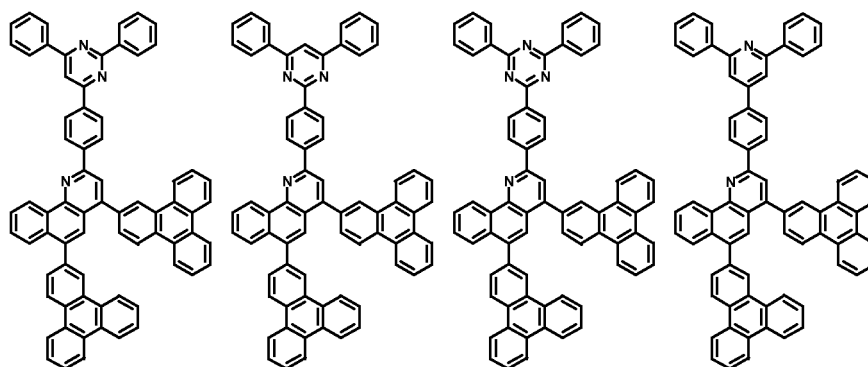
40

[Chemical Formula B121] [Chemical Formula B122] [Chemical Formula
B123] [Chemical Formula B124]

45

50

55

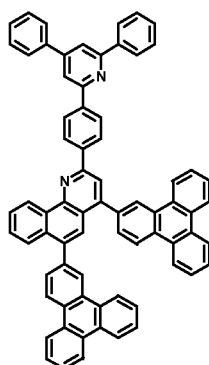


[Chemical Formula B125]

5

10

15



11. A compound for an organic optoelectronic device may be represented by one of the following Chemical Formulae C1 to C127:

20

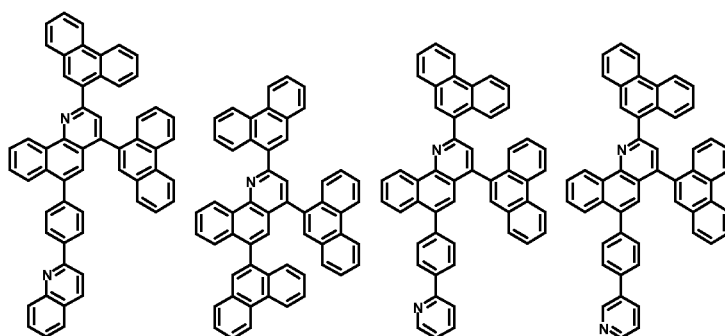
[Chemical Formula C1] [Chemical Formula C2] [Chemical Formula C3]

[Chemical Formula C4]

25

30

35



[Chemical Formula C5] [Chemical Formula C6] [Chemical Formula C7]

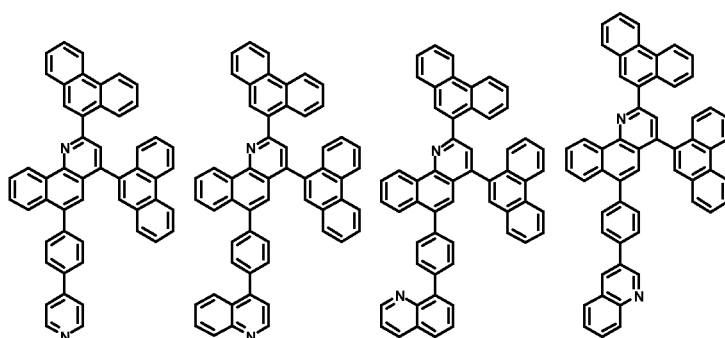
40

[Chemical Formula C8]

45

50

55



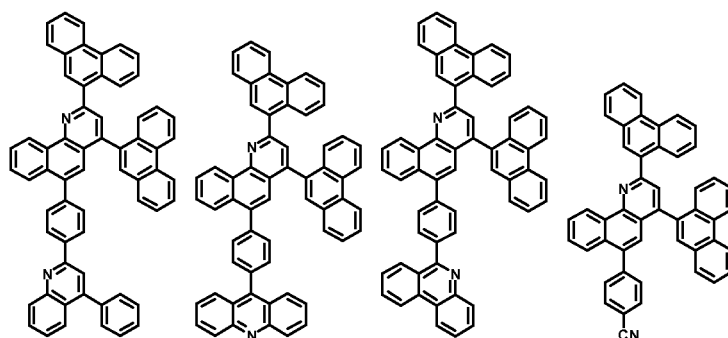
[Chemical Formula C9] [Chemical Formula C10] [Chemical Formula C11]

[Chemical Formula C12]

5

10

15



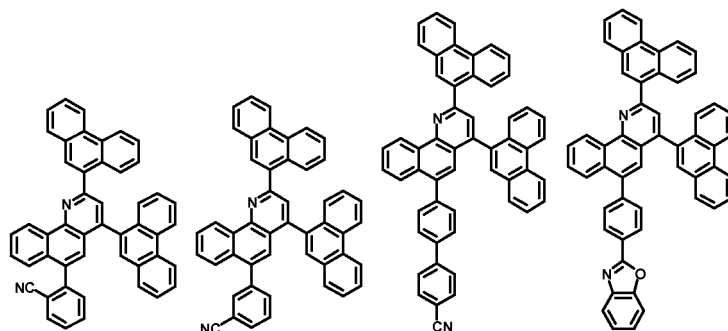
[Chemical Formula C13] [Chemical Formula C14] [Chemical Formula

20

C15] [Chemical Formula C16]

25

30



35

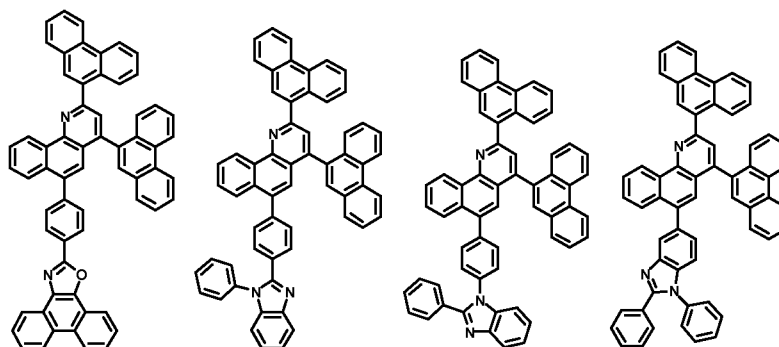
[Chemical Formula C17] [Chemical Formula C18] [Chemical Formula

C19] [Chemical Formula C20]

40

45

50



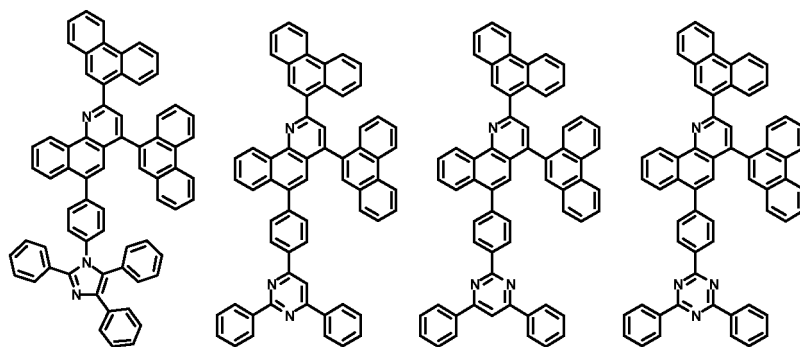
55

[Chemical Formula C21] [Chemical Formula C22] [Chemical Formula C23] [Chemical Formula C24]

5

10

15

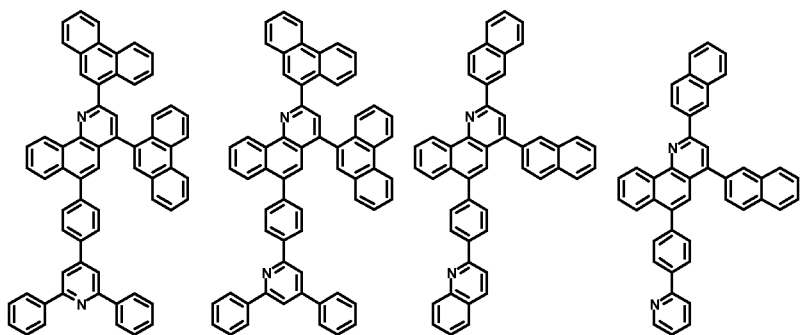


[Chemical Formula C25] [Chemical Formula C26] [Chemical Formula C27] [Chemical Formula C28]

20

25

30



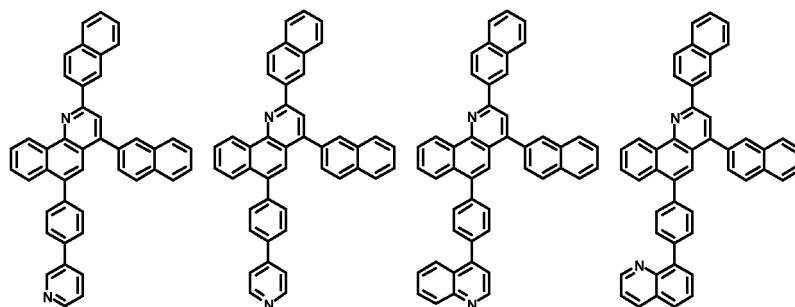
35

[Chemical Formula C29] [Chemical Formula C30] [Chemical Formula C31] [Chemical Formula C32]

40

45

50



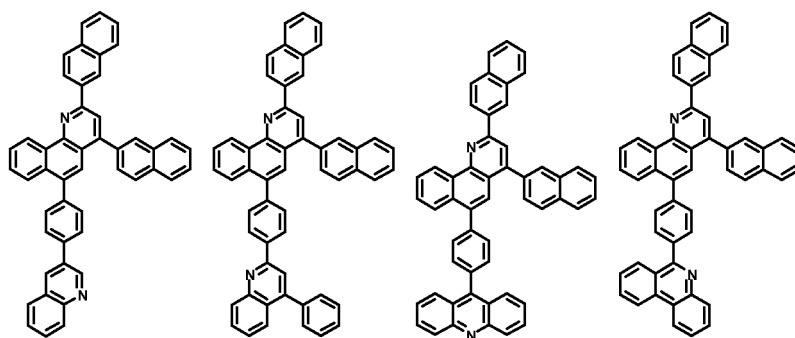
55

[Chemical Formula C33] [Chemical Formula C34] [Chemical Formula C35] [Chemical Formula C36]

5

10

15

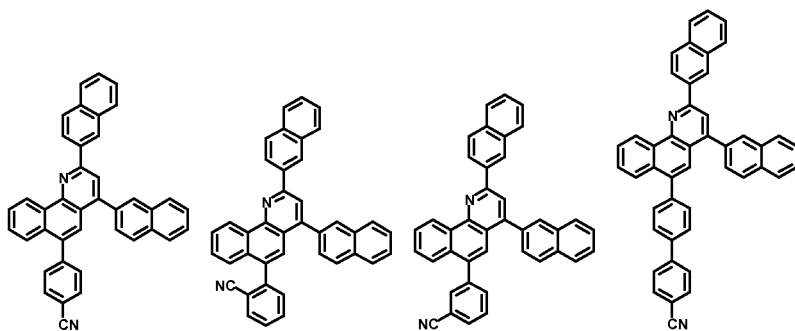


[Chemical Formula C37] [Chemical Formula C38] [Chemical Formula C39] [Chemical Formula C40]

20

25

30



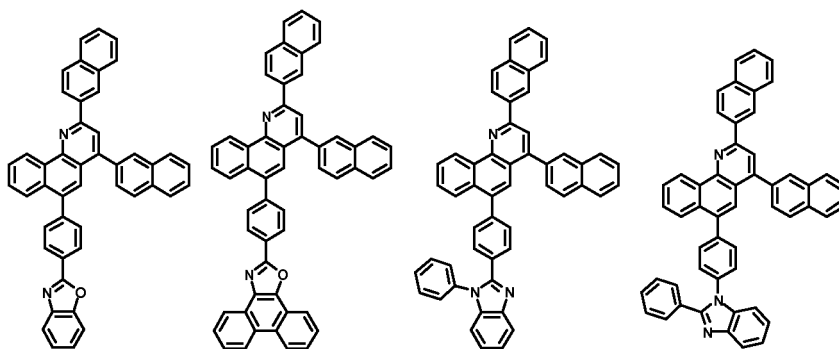
[Chemical Formula C41] [Chemical Formula C42] [Chemical Formula C43] [Chemical Formula C44]

35

40

45

50



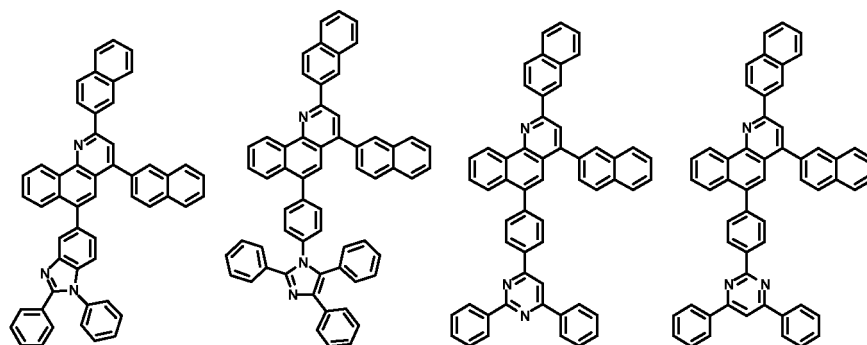
55

[Chemical Formula C45] [Chemical Formula C46] [Chemical Formula C47] [Chemical Formula C48]

5

10

15



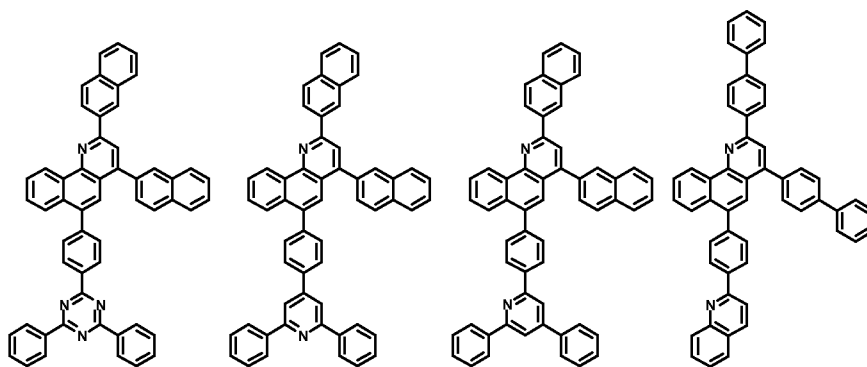
[Chemical Formula C49] [Chemical Formula C50] [Chemical Formula C51] [Chemical Formula C52]

20

25

30

35



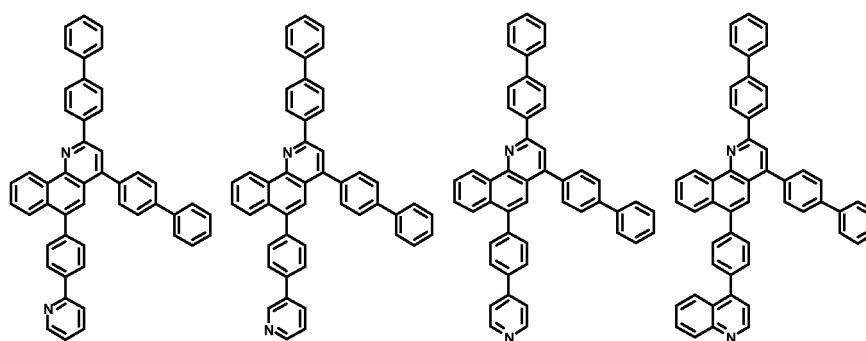
[Chemical Formula C53] [Chemical Formula C54] [Chemical Formula C55] [Chemical Formula C56]

40

45

50

55

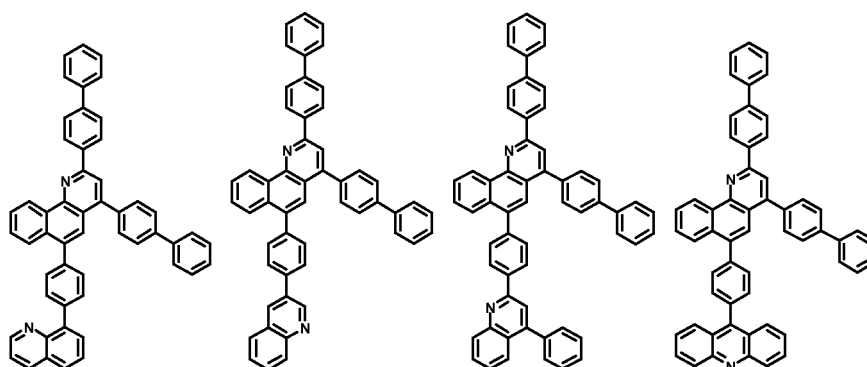


[Chemical Formula C57] [Chemical Formula C58] [Chemical Formula C59] [Chemical Formula C60]

5

10

15



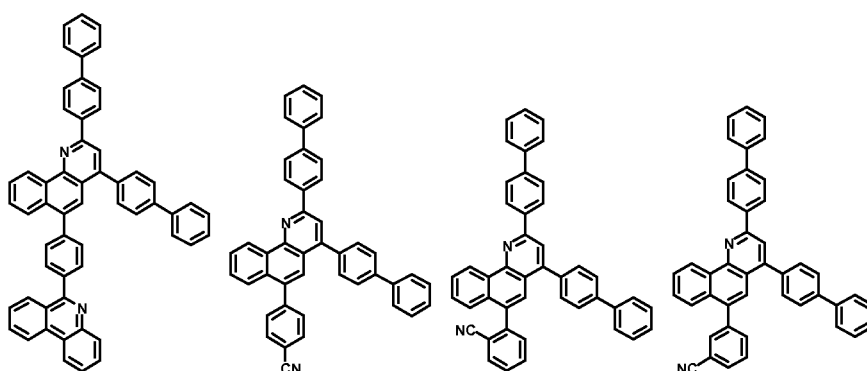
20

[Chemical Formula C61] [Chemical Formula C62] [Chemical Formula C63] [Chemical Formula C64]

25

30

35



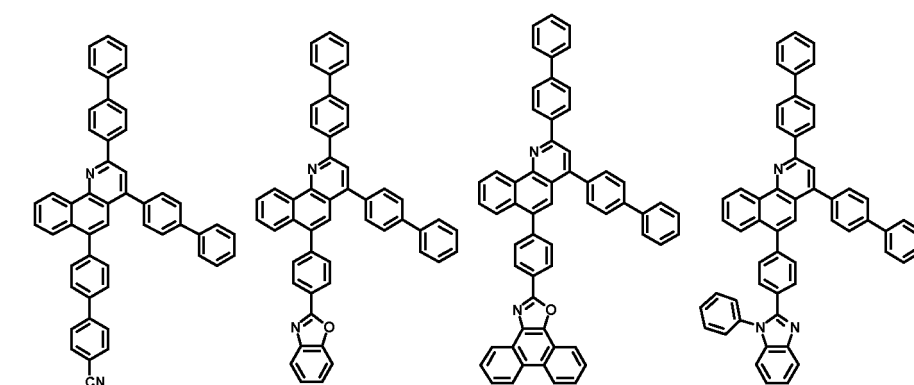
40

[Chemical Formula C65] [Chemical Formula C66] [Chemical Formula C67] [Chemical Formula C68]

45

50

55

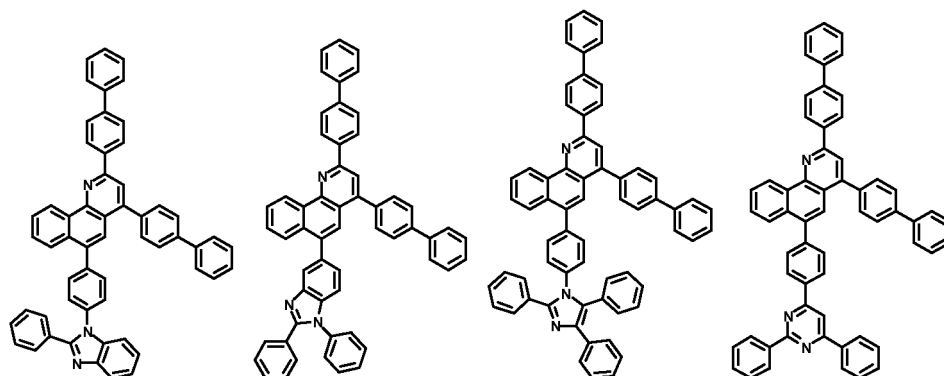


[Chemical Formula C69] [Chemical Formula C70] [Chemical Formula C71] [Chemical Formula C72]

5

10

15



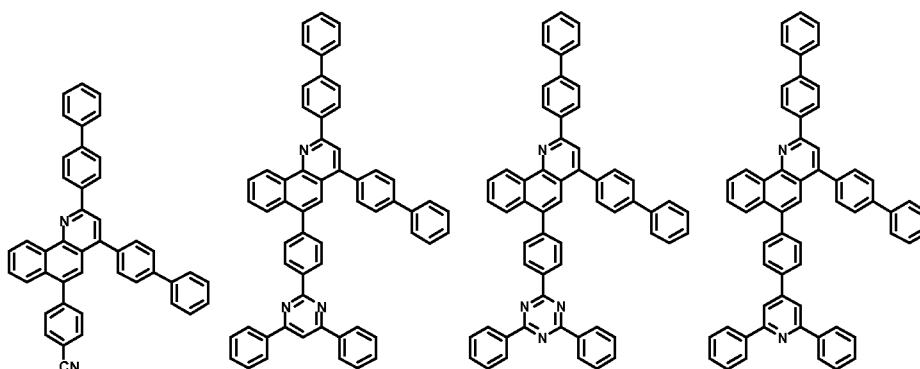
20

[Chemical Formula C73] [Chemical Formula C74] [Chemical Formula C75] [Chemical Formula C76]

25

30

35



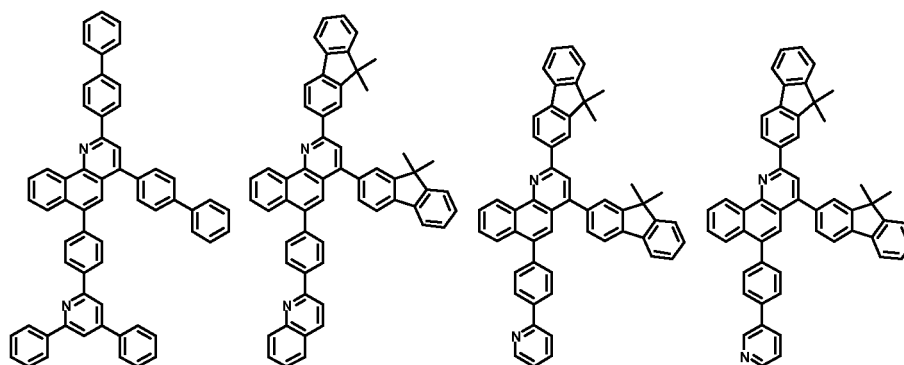
40

[Chemical Formula C77] [Chemical Formula C78] [Chemical Formula C79] [Chemical Formula C80]

45

50

55

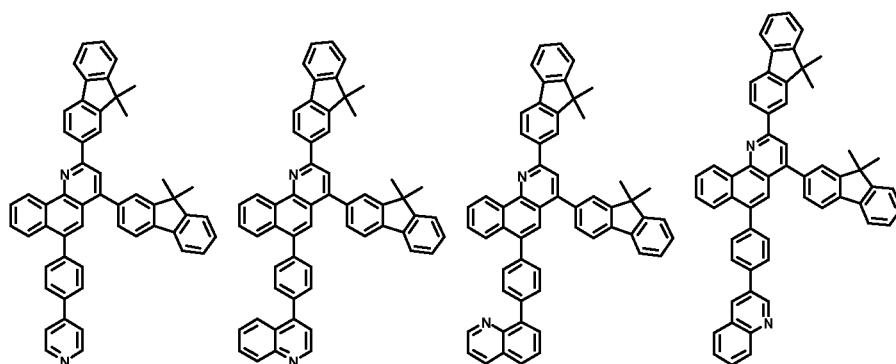


[Chemical Formula C81] [Chemical Formula C82] [Chemical Formula C83] [Chemical Formula C84]

5

10

15



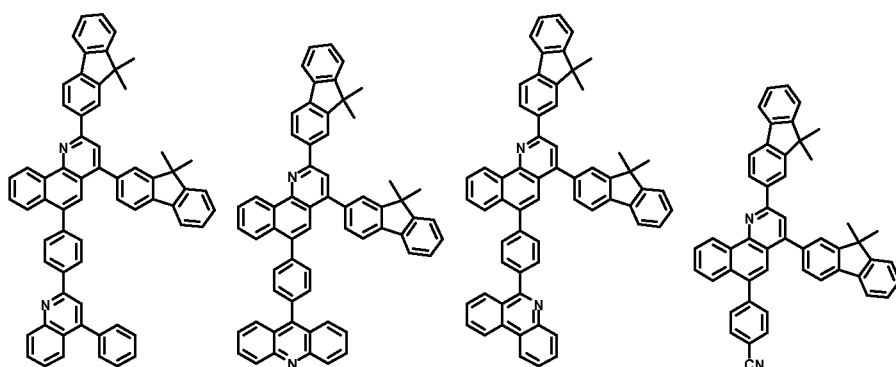
20

[Chemical Formula C85] [Chemical Formula C86] [Chemical Formula C87] [Chemical Formula C88]

25

30

35



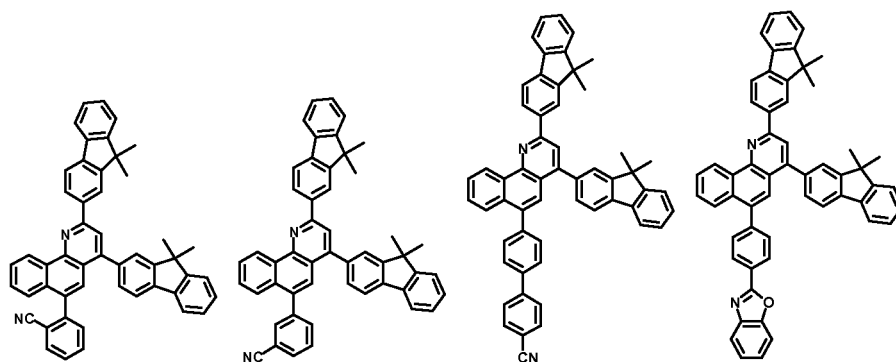
40

[Chemical Formula C89] [Chemical Formula C90] [Chemical Formula C91] [Chemical Formula C92]

45

50

55

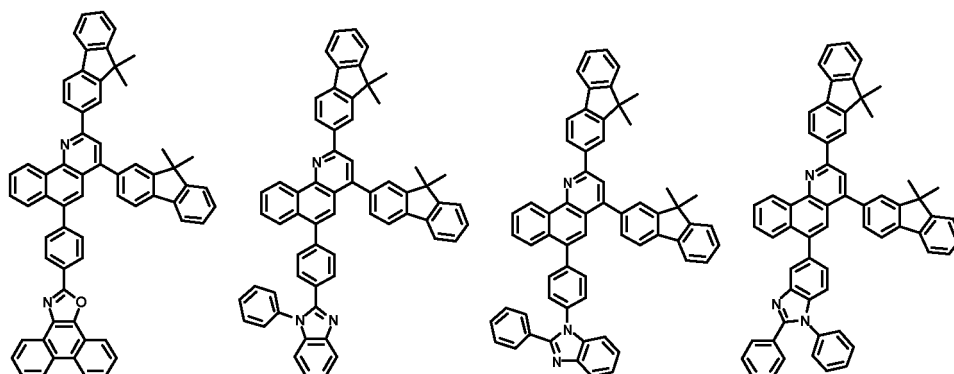


[Chemical Formula C93] [Chemical Formula C94] [Chemical Formula C95] [Chemical Formula C96]

5

10

15



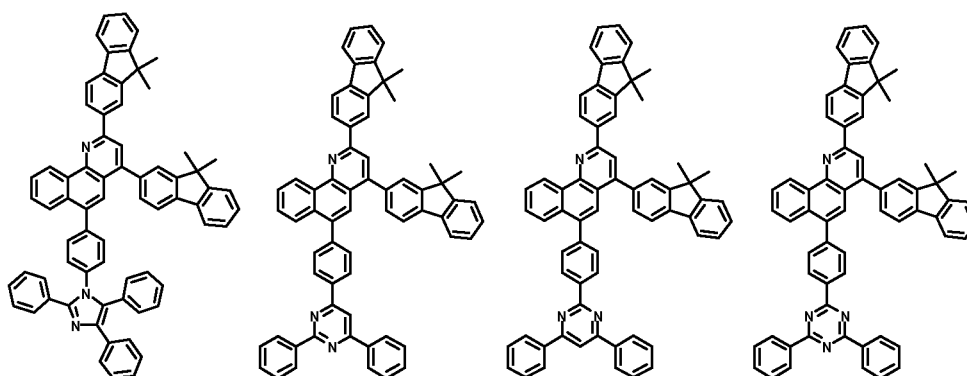
20

[Chemical Formula C97] [Chemical Formula C98] [Chemical Formula C99] [Chemical Formula C100]

25

30

35



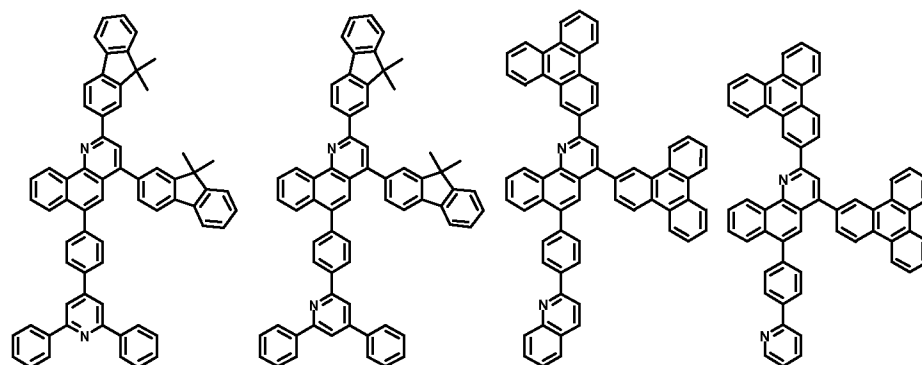
40

[Chemical Formula C101] [Chemical Formula C102] [Chemical Formula C103] [Chemical Formula C104]

45

50

55

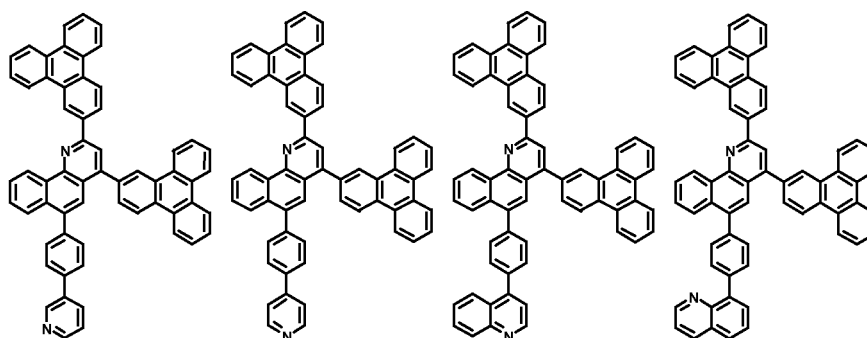


[Chemical Formula C105] [Chemical Formula C106] [Chemical Formula C107] [Chemical Formula C108]

5

10

15



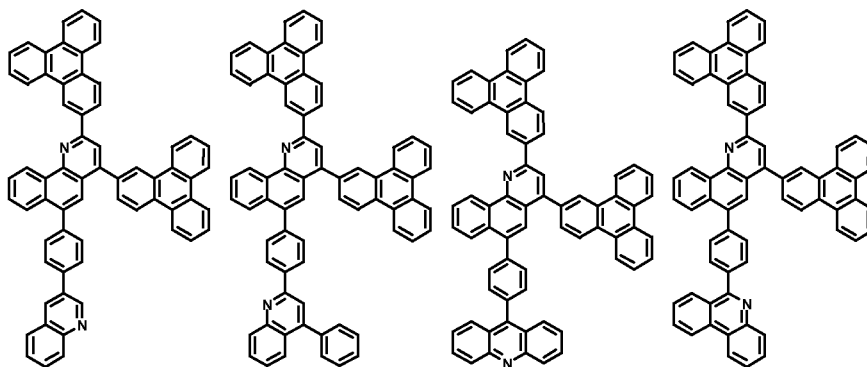
[Chemical Formula C109] [Chemical Formula C110] [Chemical Formula C111] [Chemical Formula C112]

20

25

30

35



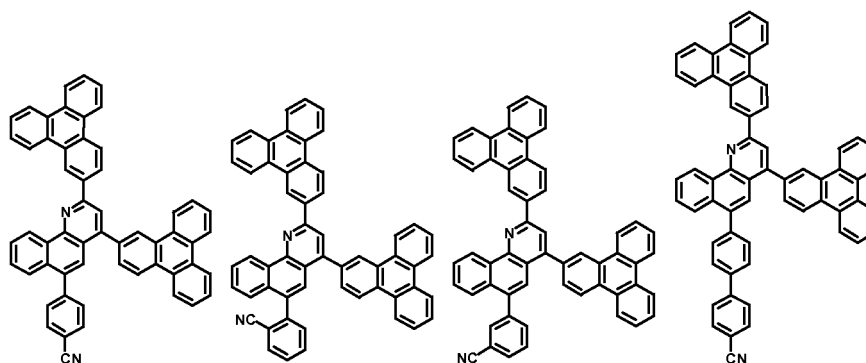
[Chemical Formula C113] [Chemical Formula C114] [Chemical Formula C115] [Chemical Formula C116]

40

45

50

55

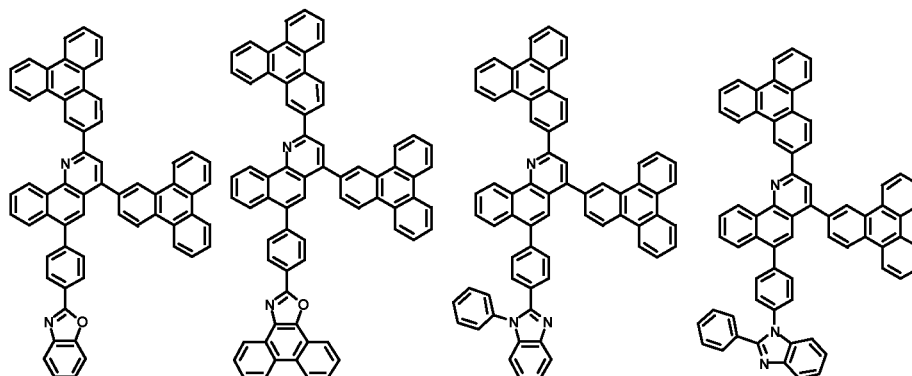


[Chemical Formula C117] [Chemical Formula C118] [Chemical Formula C119] [Chemical Formula C120]

5

10

15



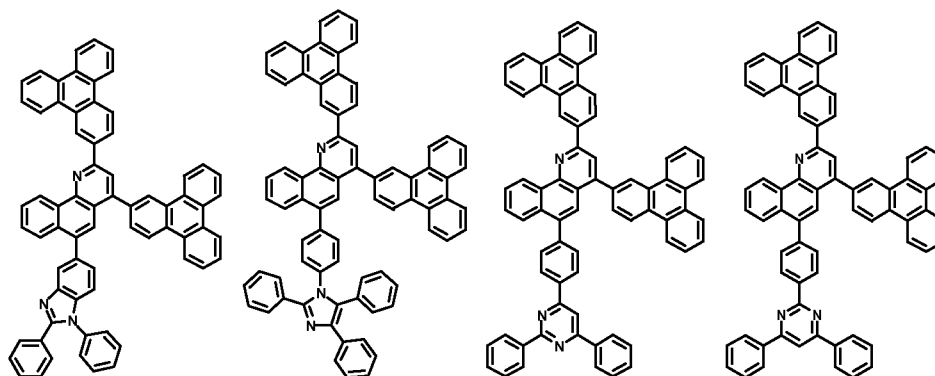
20

[Chemical Formula C121] [Chemical Formula C122] [Chemical Formula C123] [Chemical Formula C124]

25

30

35



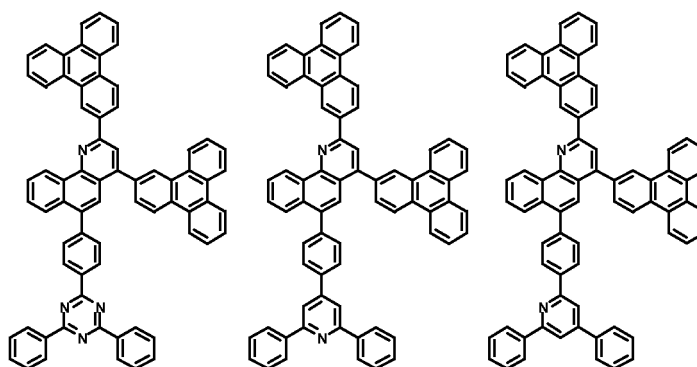
40

[Chemical Formula C125] [Chemical Formula C126] [Chemical Formula C127]

45

50

55



12. The compound for an organic optoelectronic device of any one of claim 1 to claim 11, wherein the organic optoelectronic device is selected from the group consisting of an organic photoelectric device, an organic light emitting

diode, an organic solar cell, an organic transistor, an organic photo conductor drum, and an organic memory device.

5 13. An organic light emitting diode, comprising
an anode, a cathode, and at least one or more organic thin layer between the anode and the cathode,
wherein at least one of the organic thin layer comprises the compound for an organic optoelectronic device the of
any one of claim 1 to claim 11.

10 14. The organic light emitting diode of claim 13, wherein the organic thin layer is selected from the group consisting of
an emission layer, a hole transport layer (HTL), a hole injection layer (HIL), an electron transport layer (ETL), an
electron injection layer (EIL), a hole blocking layer, and a combination thereof.

15 15. The organic light emitting diode of claim 13, wherein the compound for an organic optoelectronic device is included
in an electron transport layer (ETL) or an electron injection layer (EIL).

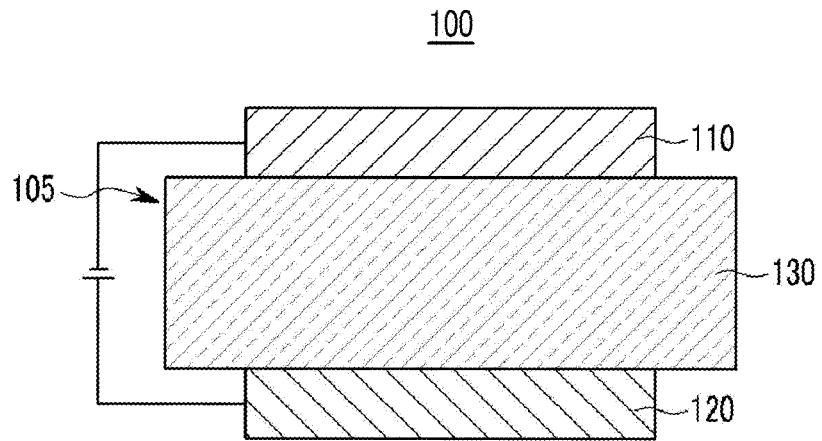
16. The organic light emitting diode of claim 13, wherein the compound for an organic optoelectronic device is included
in an emission layer.

20 17. The organic light emitting diode of claim 13, wherein the compound for an organic optoelectronic device is used as
a phosphorescent or fluorescent host material in an emission layer.

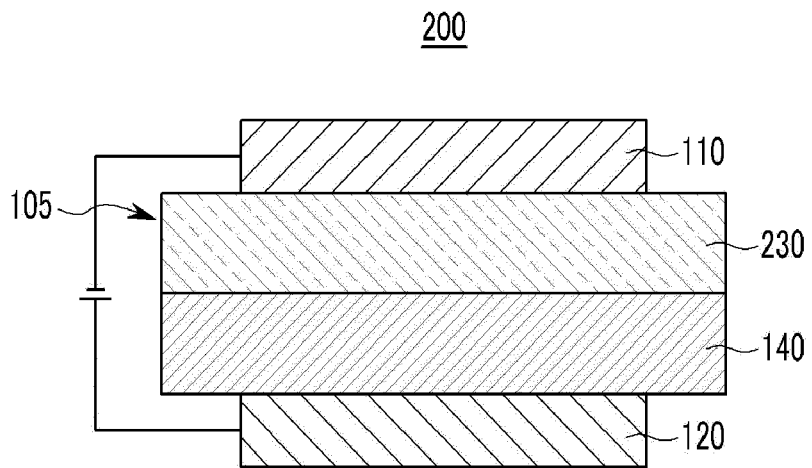
18. The organic light emitting diode of claim 13, wherein the compound for an organic optoelectronic device used as a
fluorescent blue dopant material in an emission layer.

25 19. A display device including the organic light emitting diode according to claim 13.

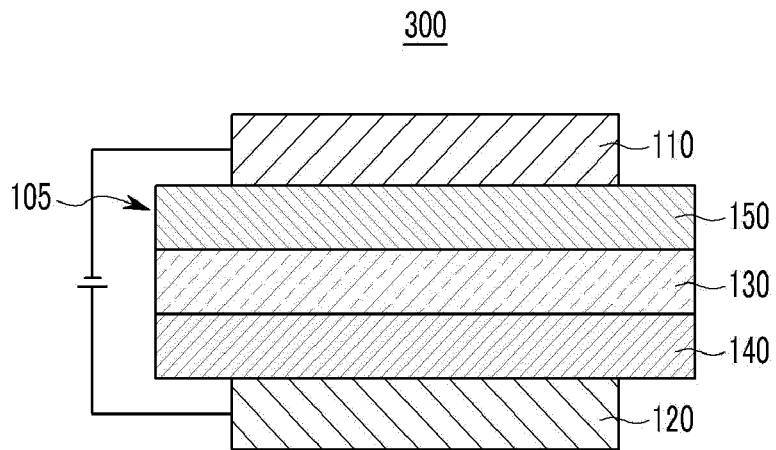
【Figure 1】



【Figure 2】

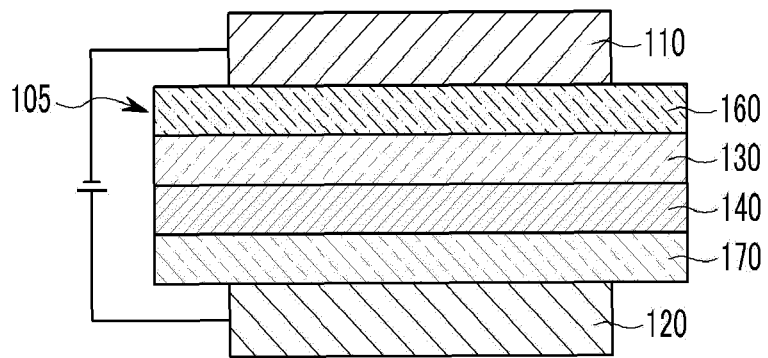


【Figure 3】



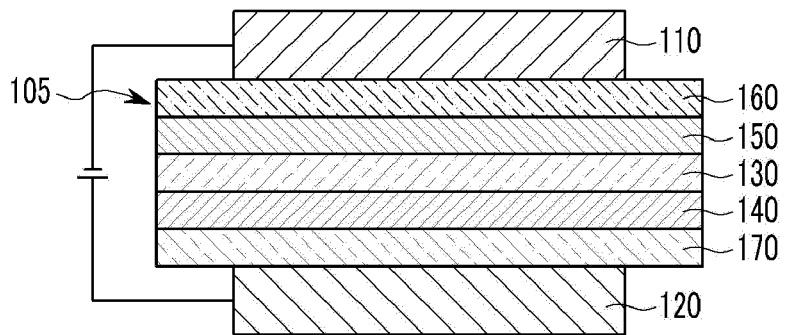
【Figure 4】

400



【Figure 5】


500



INTERNATIONAL SEARCH REPORT

International application No.

PCT/KR2011/003224

A. CLASSIFICATION OF SUBJECT MATTER C09K 11/06(2006.01)i, H01L 51/54(2006.01)i According to International Patent Classification (IPC) or to both national classification and IPC		
B. FIELDS SEARCHED Minimum documentation searched (classification system followed by classification symbols) C09K 11/06; G03B 33/14; H05B 33/14; C07C 15/60; C07D 235/18 Documentation searched other than minimum documentation to the extent that such documents are included in the fields searched Korean Utility models and applications for Utility models: IPC as above Japanese Utility models and applications for Utility models: IPC as above Electronic data base consulted during the international search (name of data base and, where practicable, search terms used) eKOMPASS (KIPO internal) & Keywords: organic optoelectronic component, benzoquinoline, phenanthrene		
C. DOCUMENTS CONSIDERED TO BE RELEVANT		
Category*	Citation of document, with indication, where appropriate, of the relevant passages	Relevant to claim No.
A	WO 2009-100925 A1 (MERCK PATENT GMBH) 20 August 2009 See abstract and the claims.	1-19
A	WO 2006-039982 A1 (MERCK PATENT GMBH) 20 April 2006 See abstract and the claims.	1-19
A	WO 2006-021982 A1 (TORAY INDUSTRIES, INC.) 02 March 2006 See abstract and the claims.	1-19
A	WO 2004-017137 A1 (IDEMITSU KOSAN CO., LTD.) 26 February 2004 See abstract and the claims.	1-19
<input type="checkbox"/> Further documents are listed in the continuation of Box C.		<input checked="" type="checkbox"/> See patent family annex.
* Special categories of cited documents: "A" document defining the general state of the art which is not considered to be of particular relevance "E" earlier application or patent but published on or after the international filing date "I" document which may throw doubts on priority claim(s) or which is cited to establish the publication date of another citation or other special reason (as specified) "O" document referring to an oral disclosure, use, exhibition or other means "P" document published prior to the international filing date but later than the priority date claimed		"I" later document published after the international filing date or priority date and not in conflict with the application but cited to understand the principle or theory underlying the invention "X" document of particular relevance; the claimed invention cannot be considered novel or cannot be considered to involve an inventive step when the document is taken alone "Y" document of particular relevance; the claimed invention cannot be considered to involve an inventive step when the document is combined with one or more other such documents, such combination being obvious to a person skilled in the art "&" document member of the same patent family
Date of the actual completion of the international search 30 JANUARY 2012 (30.01.2012)		Date of mailing of the international search report 06 FEBRUARY 2012 (06.02.2012)
Name and mailing address of the ISA/KR  Korean Intellectual Property Office Government Complex-Daejeon, 139 Seonsa-ro, Daejeon 302-701, Republic of Korea Facsimile No. 82-42-472-7140		Authorized officer Telephone No.

EP 2 508 585 A1

INTERNATIONAL SEARCH REPORT
Information on patent family members

International application No.

PCT/KR2011/003224

Patent document cited in search report	Publication date	Patent family member	Publication date
WO 2009-100925 A1	20.08.2009	CN 101939279 A	05.01.2011
		DE 102008008953 A1	20.08.2009
		EP 2240425 A1	20.10.2010
		JP 2011-514885 A	12.05.2011
		KR 10-2010-0110895 A	13.10.2010
		TW 200951100 A	16.12.2009
		US 2010-0327270 A1	30.12.2010
WO 2006-039982 A1	20.04.2006	CN 101068905 A0	07.11.2007
		EP 1645610 A1	12.04.2006
		EP 1797158 A1	20.06.2007
		JP 2008-515936 A	15.05.2008
		KR 10-2007-0069158 A	02.07.2007
		US 2009-0026919 A1	29.01.2009
WO 2006-021982 A1	02.03.2006	CN 101010404 A	01.08.2007
		CN 101010404 B	11.08.2010
		EP 1783189 A1	09.05.2007
		EP 1783189 A4	08.04.2009
		KR 10-2007-0052764 A	22.05.2007
		US 2007-0267958 A1	22.11.2007
WO 2004-017137 A1	26.02.2004	CN 1672096 A	21.09.2005
		EP 1524551 A1	20.04.2005
		EP 1524551 A4	28.11.2007
		KR 10-2005-0028044 A	21.03.2005
		US 2006-0049410 A1	09.03.2006

Form PCT/ISA/210 (patent family annex) (July 2009)

专利名称(译)	用于有机光电器件的化合物，包括其的有机发光二极管，以及包括有机发光二极管的显示器件		
公开(公告)号	EP2508585A1	公开(公告)日	2012-10-10
申请号	EP2011852216	申请日	2011-04-29
[标]申请(专利权)人(译)	第一毛织株式会社		
申请(专利权)人(译)	第一毛织INC.		
当前申请(专利权)人(译)	第一毛织INC.		
[标]发明人	KANG DONG MIN KANG MYEONG SOON KIM NAM SOO SHIN CHANG JU LEE NAM HEON JUNG HO KUK CHAE MI YOUNG		
发明人	KANG, DONG-MIN KANG, MYEONG-SOON KIM, NAM-SOO SHIN, CHANG-JU LEE, NAM-HEON JUNG, HO-KUK CHAE, MI-YOUNG		
IPC分类号	C09K11/06 H01L51/54 C09B57/00 H01L51/00 H01L51/50		
CPC分类号	C09K11/06 C09B57/00 C09K2211/1007 C09K2211/1011 C09K2211/1029 C09K2211/1033 C09K2211/1044 C09K2211/1059 H01L51/0072 H01L51/5012 H01L51/5072 Y02E10/549		
优先权	1020100140563 2010-12-31 KR		
其他公开文献	EP2508585B1 EP2508585A4		
外部链接	Espacenet		

摘要(译)

本发明公开了一种用于有机光电子器件的化合物，包括该化合物的有机发光二极管，以及包括该有机发光二极管的显示装置。通过提供用于由化学式1表示的有机光电子器件的化合物，可以提供具有优异的电化学和热稳定性和寿命特性以及在低驱动电压下的高发光效率的有机光电子器件，可以提供优异的电化学和热稳定性。

【Figure 1】

