



US 20170329179A1

(19) **United States**

(12) **Patent Application Publication**
CHO et al.

(10) **Pub. No.: US 2017/0329179 A1**
(43) **Pub. Date: Nov. 16, 2017**

(54) **FILM FOR ENHANCING COLOR PURITY AND CORRECTING BRIGHTNESS FOR LIQUID CRYSTAL DISPLAY DEVICE, AND LIQUID CRYSTAL DISPLAY DEVICE COMPRISING SAME**

Publication Classification

(51) **Int. Cl.**
G02F 1/1335 (2006.01)
G02F 1/1335 (2006.01)
G02F 1/135 (2006.01)
G02F 1/135 (2006.01)
(52) **U.S. Cl.**
CPC *G02F 1/133528* (2013.01); *G02F 1/135* (2013.01); *G02F 1/133617* (2013.01); *G02F 2001/1351* (2013.01)

(71) Applicant: **SKC Haas Display Films Co., Ltd.**,
Chungcheongnam do (KR)
(72) Inventors: **Hong Youl CHO**, Chungcheongnam-do (KR); **Kyoo Choong CHO**, Gyeonggi-do (KR); **Hyun Cheol NAM**, Chungcheongnam-do (KR)

(57) **ABSTRACT**

The present invention relates to a film capable of enhancing color purity and correcting brightness for a liquid crystal display device, and a liquid crystal display device comprising the same, and can provide a liquid crystal display device having enhanced color gamut and color purity by introducing, to the inside of an adhesive layer or a coating layer of the liquid crystal display device, a combination of an absorption dye for absorbing a specific wavelength band and a fluorescent dye absorbing a specific wavelength band and emitting light, thereby blocking unnecessary wavelengths except for RGB wavelengths.

(21) Appl. No.: **15/523,095**

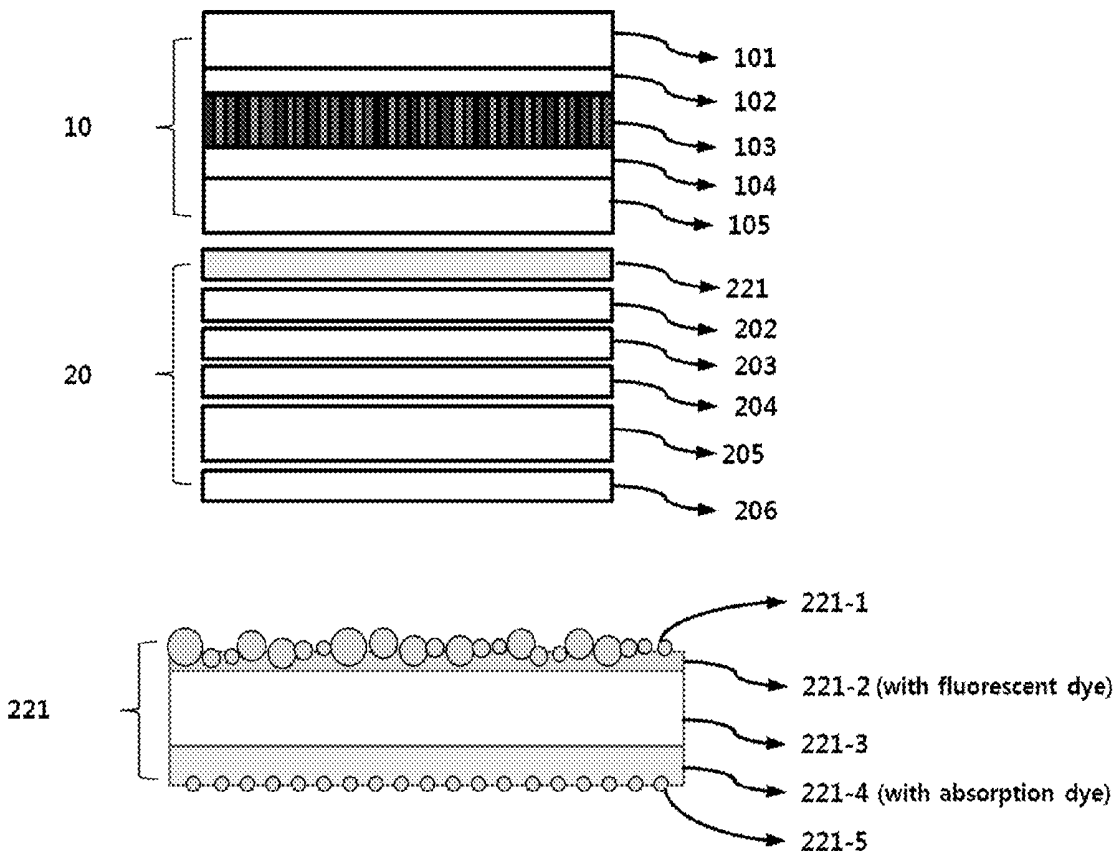
(22) PCT Filed: **Mar. 30, 2015**

(86) PCT No.: **PCT/KR2015/003120**

§ 371 (c)(1),
(2) Date: **Apr. 28, 2017**

(30) **Foreign Application Priority Data**

Oct. 31, 2014 (KR) 10-2014-0150137



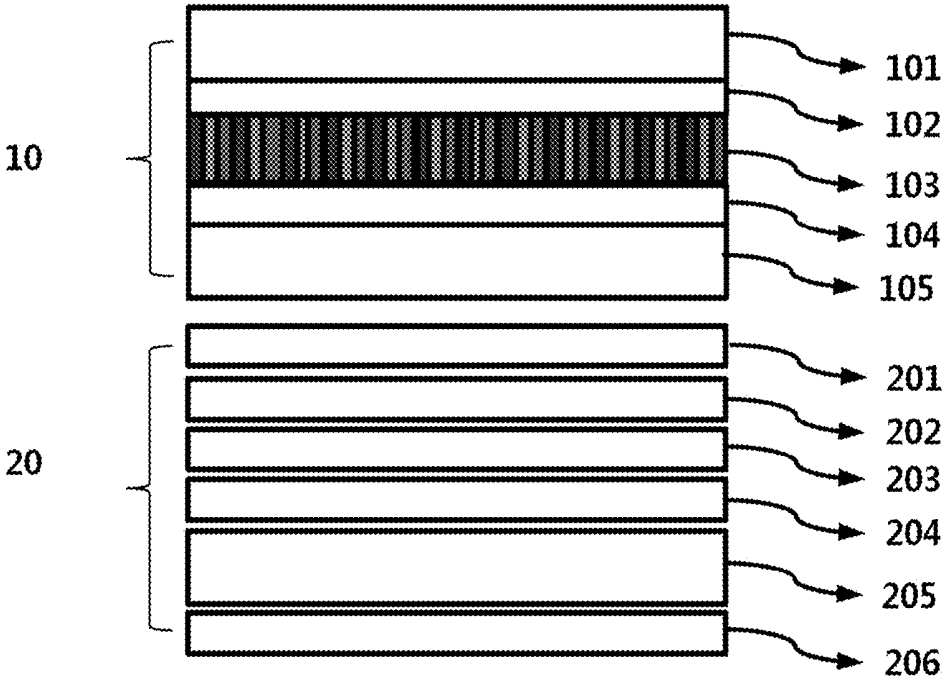


FIG. 1




FIG. 2A

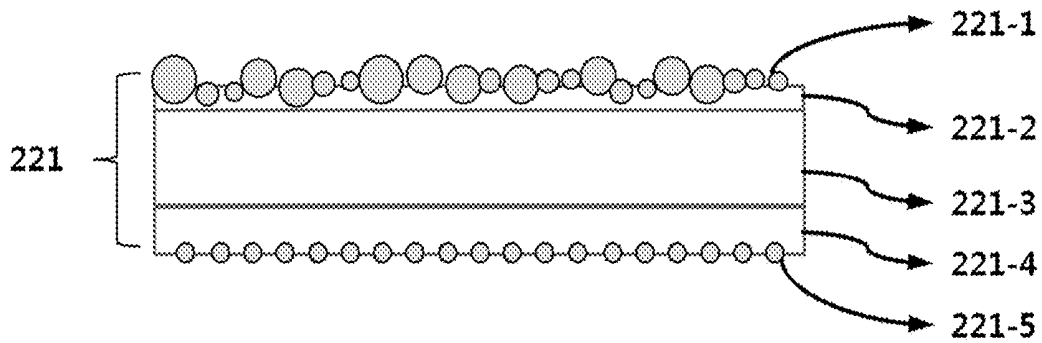


FIG. 2B

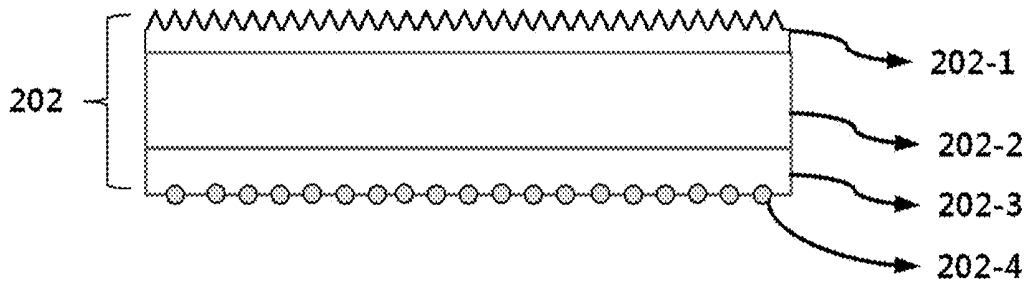


FIG. 2C

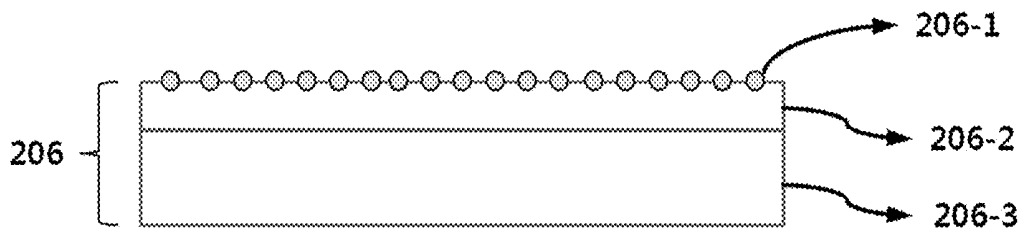


FIG. 2D

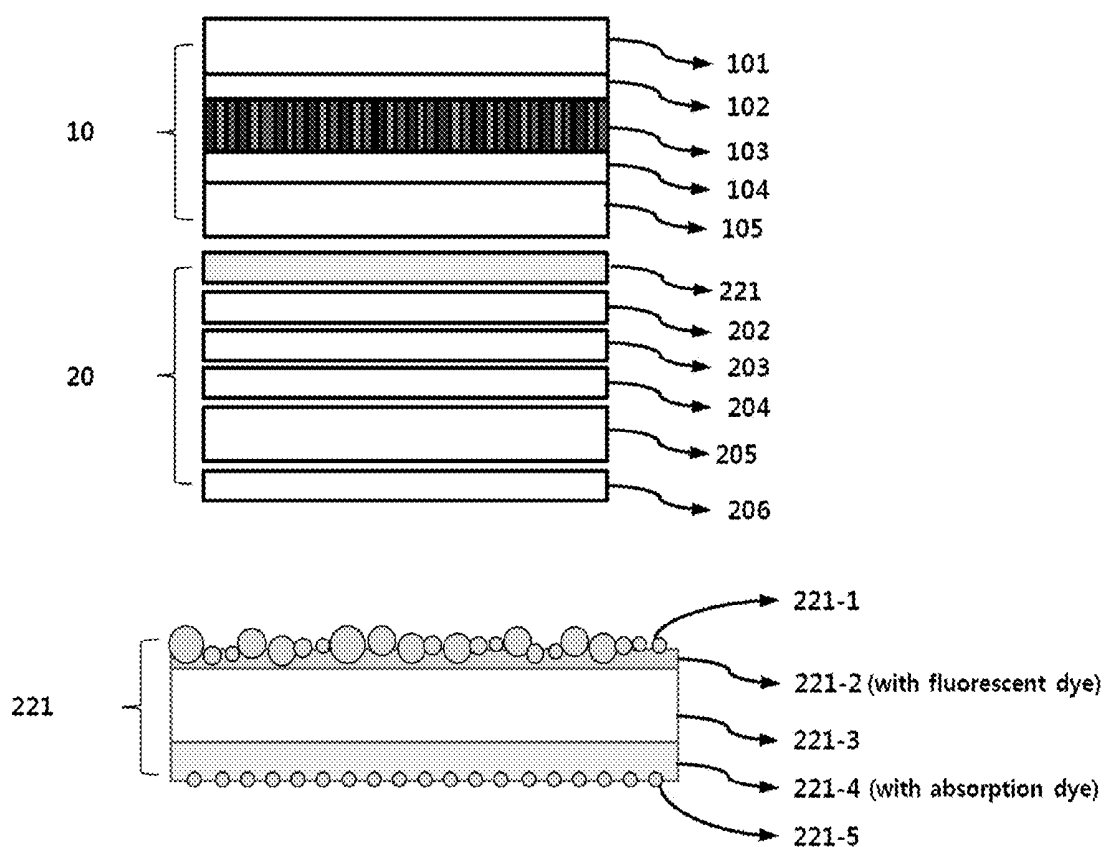


FIG. 3A

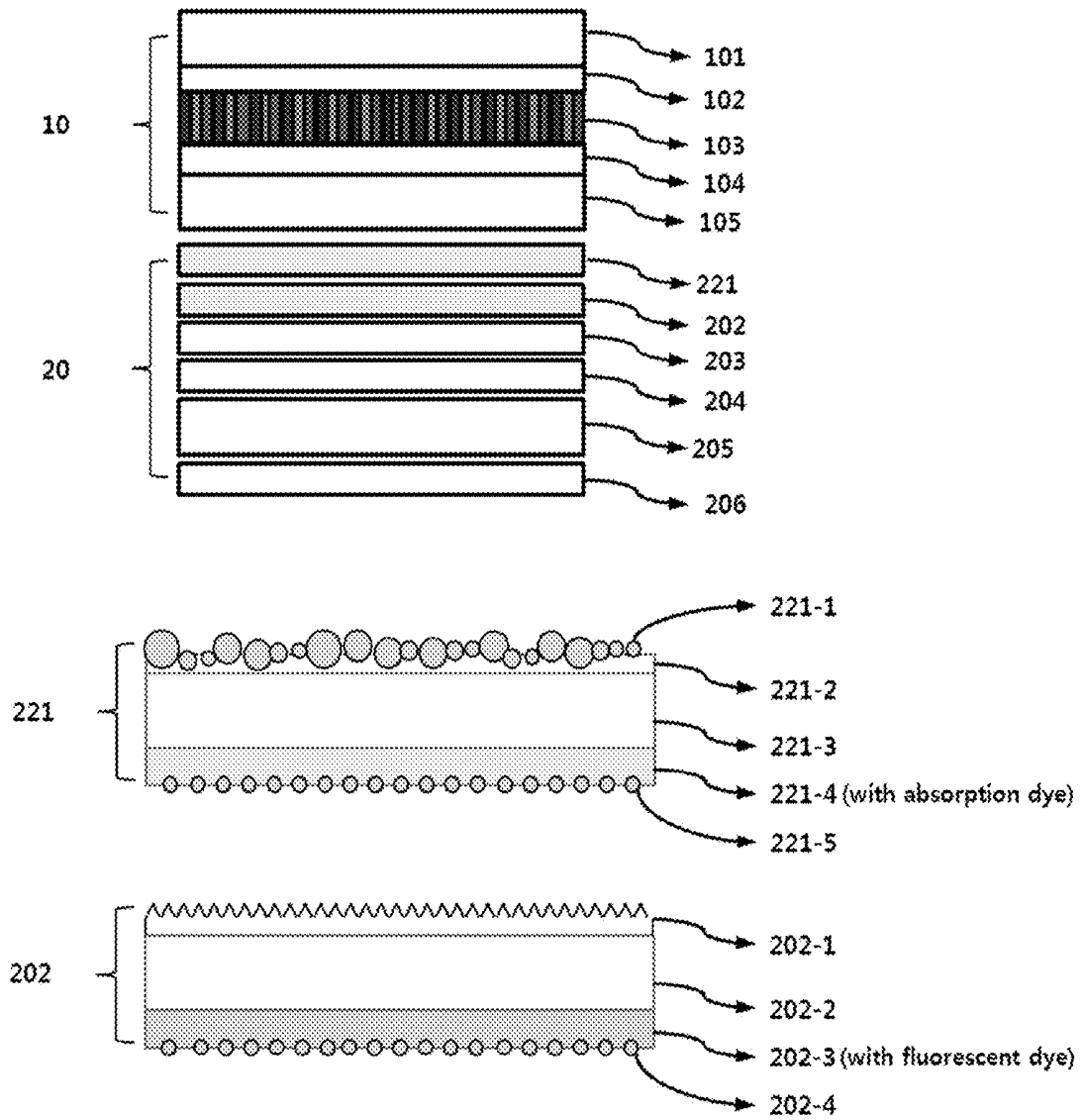


FIG. 3B

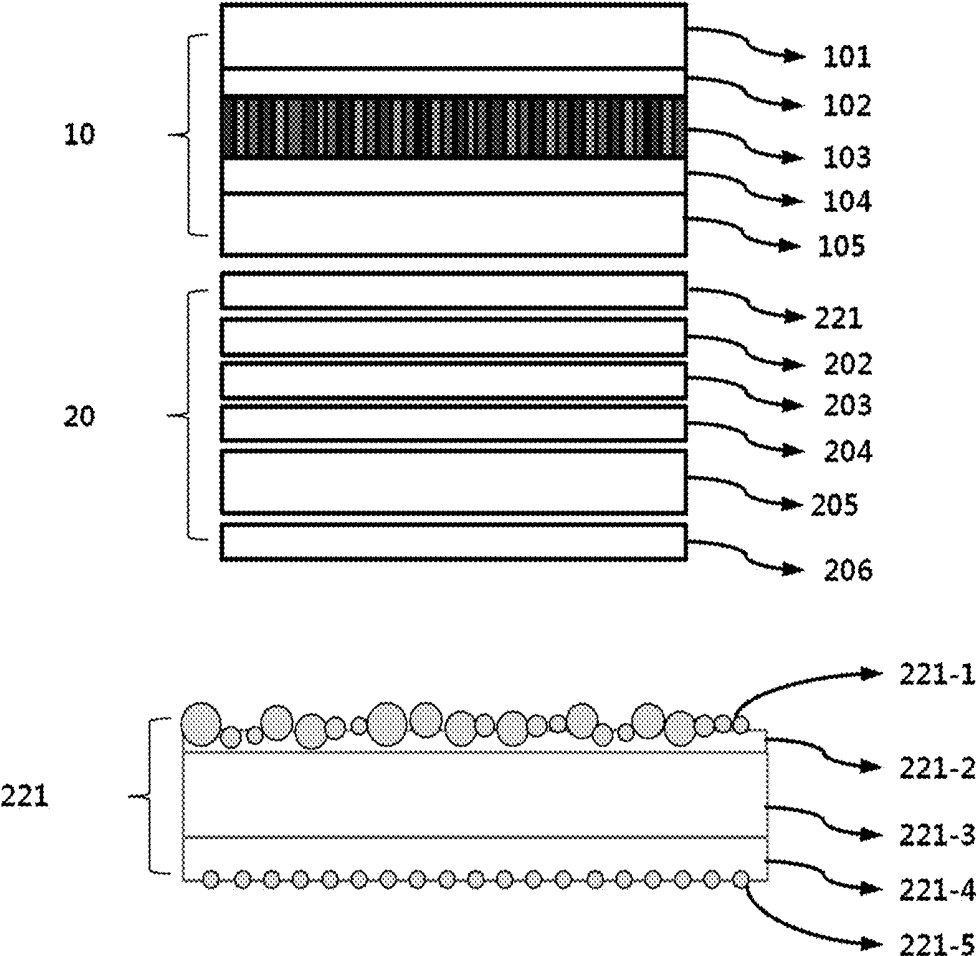


FIG. 3C

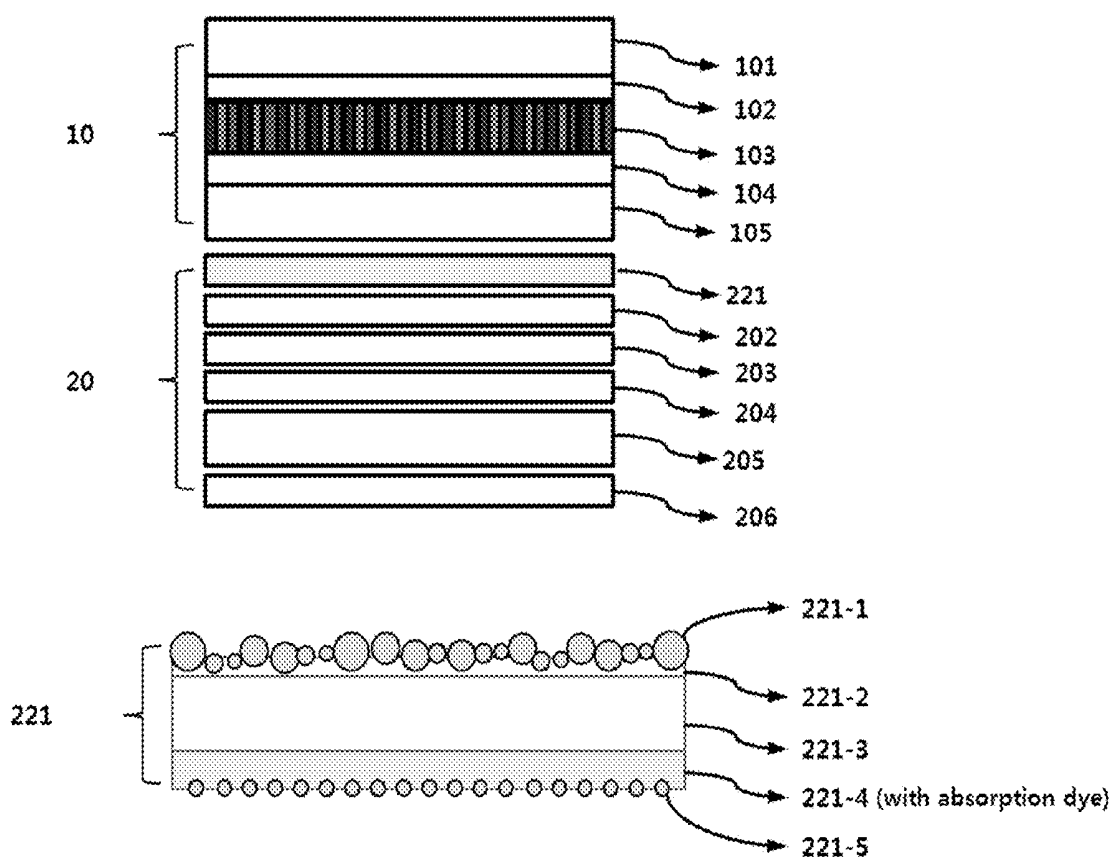


FIG. 3D

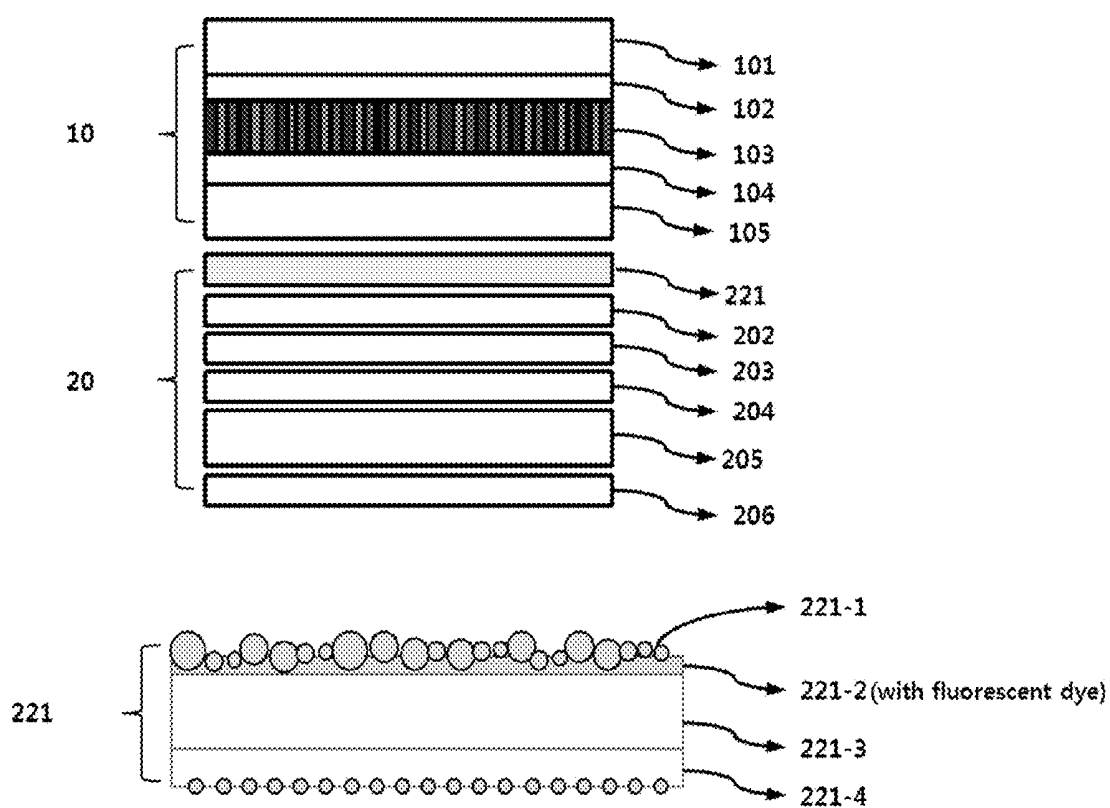


FIG. 3E

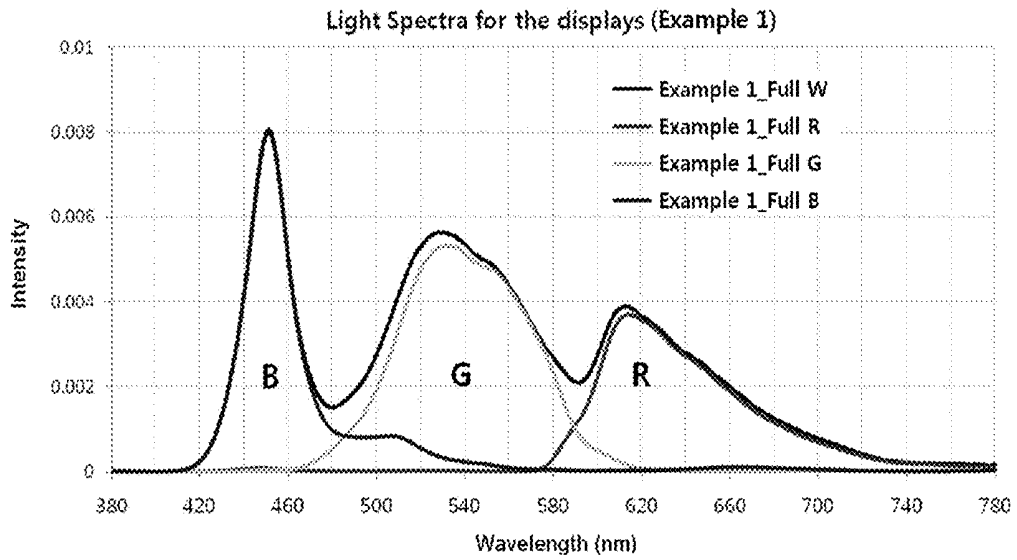


FIG. 4A

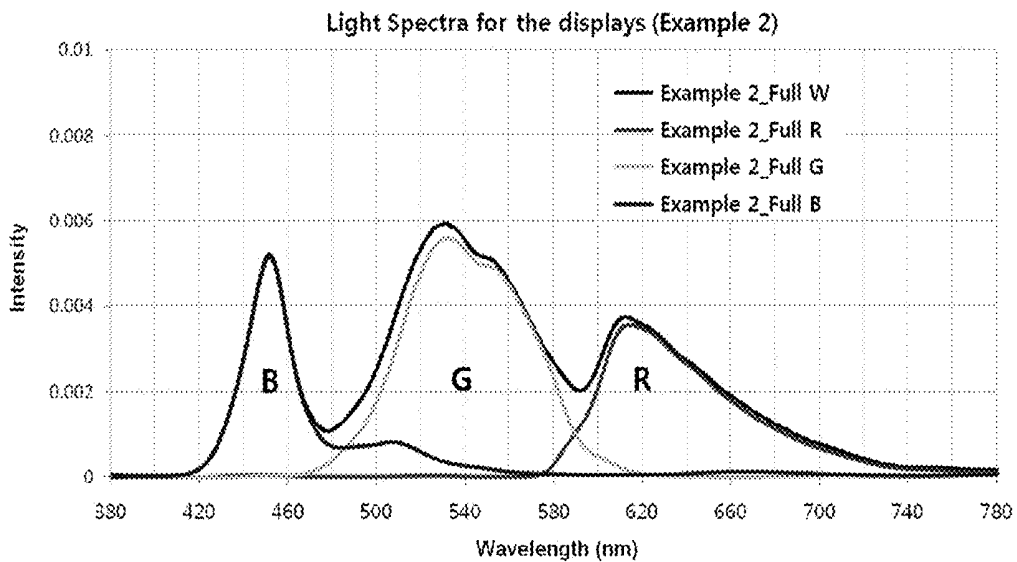


FIG. 4B

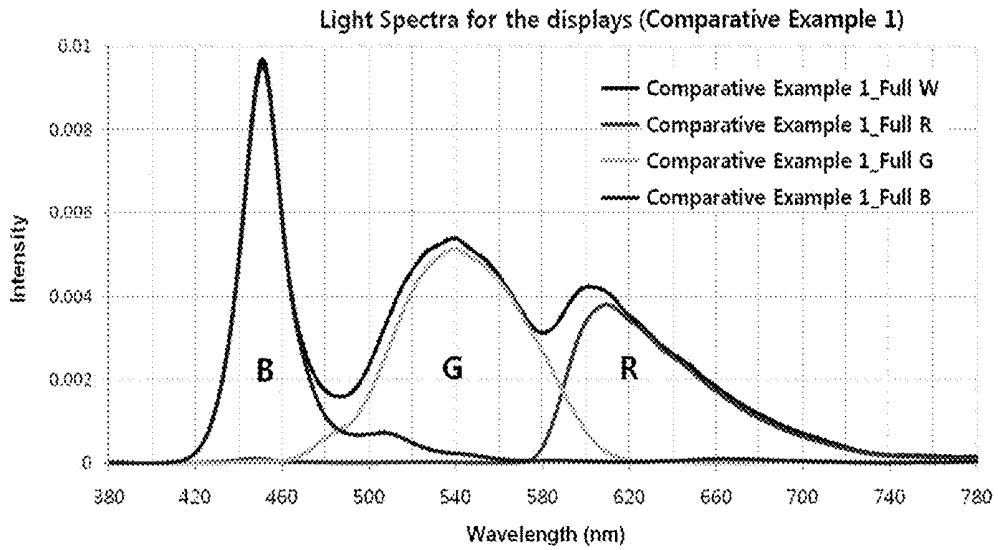


FIG. 4C

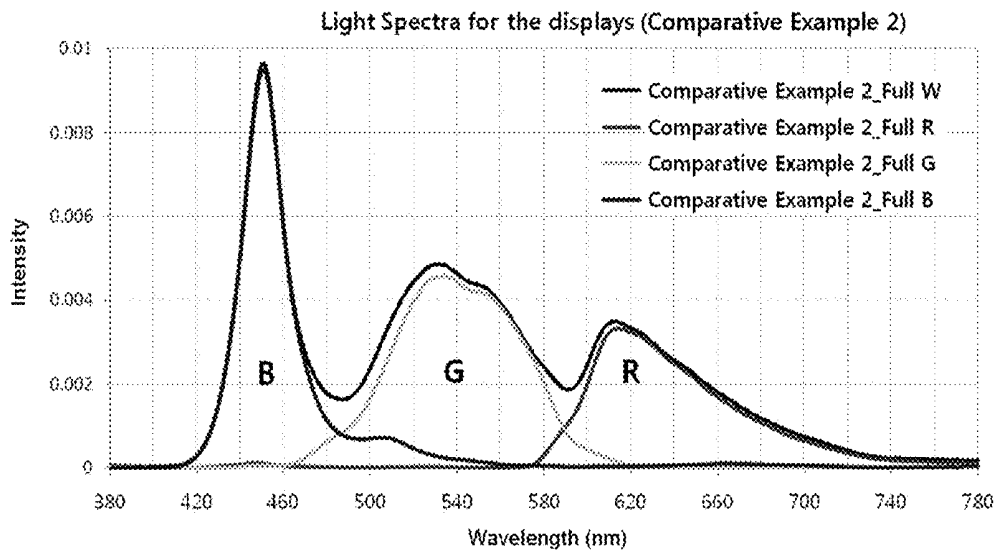


FIG. 4D

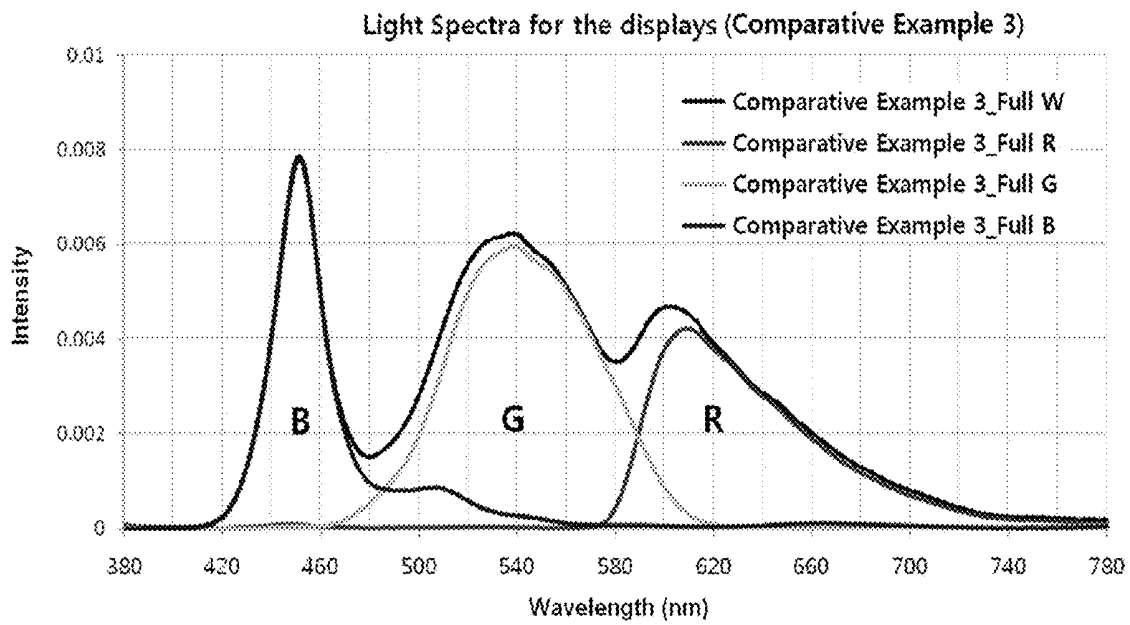


FIG. 4E

**FILM FOR ENHANCING COLOR PURITY
AND CORRECTING BRIGHTNESS FOR
LIQUID CRYSTAL DISPLAY DEVICE, AND
LIQUID CRYSTAL DISPLAY DEVICE
COMPRISING SAME**

FIELD

[0001] The present invention relates to a color gamut enhancing and brightness compensating film for a liquid crystal display, and a liquid crystal display comprising same.

BACKGROUND

[0002] In the past, 40-inch (") class TVs were mainstream products, but many consumers now buy 50" class TVs and even 60" class TVs. When the size competition was over, resolution competition began. Even a year ago, full high definition (HD) (FHD) class TVs belonged to an advanced model, but ultra HD (UHD) TVs now have been rapidly spread on the market.

[0003] Recently, the display market has evolved from large-area, high-resolution competition to color competition. For this reason, competition for the production of a display with excellent color has recently emerged.

[0004] A liquid crystal display (LCD) displays an image using optical properties of liquid crystals, wherein, since a liquid crystal panel displaying the image is a non-emissive device which is not self-luminous, the liquid crystal display has a structure including the liquid crystal panel as well as a back-light unit which is disposed on a rear surface of the liquid crystal panel to provide light to the liquid crystal panel.

[0005] A liquid crystal display has advantages of a small thickness, a light weight, a small consuming power and a low driving voltage when compared to other displays. On the contrary, the liquid crystal display is one step behind the other displays in the sense of color. The color reproduction range of a CRT which is now disappearing amounts to NTSC 80%, and a PDP that has been released recently can achieve the level of NTSC 90%. In addition, an OLED which receives much attention as a next-generation display, may attain up to NTSC 100%. However, an LCD TV may attain at most NTSC 72%.

[0006] Accordingly, there is a need to solve the limitations of the LCD to survive in the depressed display market.

[0007] In particular, it is required in the field to develop a technology for improving the color gamut of the conventional LCD, and a new technology for compensating brightness decrease, which may be accompanied by the improvement of the color gamut.

SUMMARY

[0008] Thus, an object of the present invention is to provide a film which may enhance color gamut and compensate brightness decrease in a liquid crystal display by transmitting pure RGB wavelengths emitted from a light source as much as possible and blocking unnecessary wavelengths other than the RGB wavelengths, and a liquid crystal display comprising same.

[0009] To achieve the above object, the present invention provides a liquid crystal display comprising a backlight unit and a liquid crystal panel, wherein the backlight unit, the liquid crystal panel, or both comprise one or more coating layers or adhesive layers, and wherein the one or more

coating layers or adhesive layers comprise at least one type of an absorption dye configured to absorb a specific wavelength band, and at least one type of a fluorescent dye configured to absorb and emit a specific wavelength band, in such a manner that both the absorption dye and the fluorescent dye are comprised in the same layer, or each of the absorption dye and the fluorescent dye is comprised in a different layer, respectively, in the one or more coating layers or adhesive layers.

[0010] In addition, the present invention provides a color gamut enhancing and brightness compensating film for a liquid crystal display, comprising a pressure-sensitive adhesive, at least one type of an absorption dye configured to absorb a specific wavelength band, and at least one type of a fluorescent dye configured to absorb and emit a specific wavelength band.

[0011] In addition, the present invention also provides a color gamut enhancing and brightness compensating film for a liquid crystal display, comprising a binder resin, at least one type of an absorption dye configured to absorb a specific wavelength band, and at least one type of a fluorescent dye configured to absorb and emit a specific wavelength band.

[0012] According to the present invention, by using a color gamut enhancing film for a liquid crystal display, which is formed by introducing a combination of absorption dyes configured to absorb a specific wavelength band and a combination of fluorescent dyes configured to absorb and emit a specific wavelength band into an adhesive layer or a coating layer of a liquid crystal display, a color gamut may be enhanced by transmitting pure RGB wavelengths emitted from a light source as much as possible and blocking unnecessary wavelengths other than the RGB wavelengths and a brightness decrease that may be accompanied thereby may be compensated, and thus, a liquid crystal display having the improved color gamut and brightness may be manufactured. In addition, the color gamut enhancing and brightness compensating film according to the present invention may maximize color gamut enhancing effect and brightness compensation effect by freely moving the position thereof according to the characteristics of a display.

BRIEF DESCRIPTION OF DRAWINGS

[0013] FIG. 1 is a schematic view illustrating a structure of a general liquid crystal display.

[0014] FIGS. 2A to 2D are schematic views respectively illustrating the structures of a dual brightness enhancement film, a diffusion film, a horizontal prism sheet, and a reflective plate.

[0015] FIGS. 3A to 3E respectively illustrate the structures of liquid crystal displays according to Examples 1 and 2, and Comparative Examples 1 to 3.

[0016] FIGS. 4A to 4E respectively illustrate the emission intensity change of liquid crystal displays according to Examples 1 and 2 and Comparative Examples 1 to 3.

[0017]

<Explanation of Reference Marks>

10: liquid crystal panel	20: backlight unit
101: upper polarizing plate	102: first adhesive layer
103: liquid crystal cell	104: second adhesive layer
105: lower polarizing plate	
201: dual brightness enhancement film (DBEF) or lower diffusion sheet	

-continued

<Explanation of Reference Marks>	
202: horizontal prism sheet	202-1: prism pattern layer
202-2: prism sheet base	202-3: rear coating layer
202-4: third beads	203: vertical prism sheet
204: lower diffusion sheet	205: light guide plate
206: reflective plate	206-1: fourth beads
206-2: front coating layer	206-3: reflective plate base
211: dual brightness enhancement film	221: diffusion film
221-1: first beads	221-2: diffusion coating layer
221-3: base	221-4: concealing coating layer
221-5: second beads	

DETAILED DESCRIPTION

[0018] A liquid crystal display of the present invention includes a backlight unit and a liquid crystal panel, wherein the backlight unit, the liquid crystal panel, or both include one or more coating layers or adhesive layers, wherein the one or more coating layers or adhesive layers include at least one type of an absorption dye configured to absorb a specific wavelength band and at least one type of a fluorescent dye configured to absorb and emit a specific wavelength band, in such a manner that both the absorption dye and the fluorescent dye are included in the same layer, or each of the absorption dye and the fluorescent dye is included in a different layer, respectively, in the one or more coating layers or adhesive layers.

[0019] According to the present invention, a combination of at least one type of an absorption dye configured to selectively absorb at least one specific wavelength band and a combination of at least one type of a fluorescent dye configured to absorb and emit a specific wavelength band are introduced into an adhesive layer or a coating layer of the liquid crystal display, by which the color gamut and brightness of a liquid crystal display may be enhanced by improving color gamut by transmitting pure RGB wavelengths from a light source and blocking unnecessary wavelengths other than RGB wavelengths and by compensating brightness decrease that may be accompanied thereby.

[0020] A structure of a general liquid crystal display is illustrated in FIG. 1. Referring to FIG. 1, a liquid crystal panel 10 may include an upper polarizing plate 101, a first adhesive layer 102, a liquid crystal cell 103, a second adhesive layer 104, and a lower polarizing plate 105 in a sequentially stacked form, and a backlight unit 20 may sequentially include a dual brightness enhancement film (DBEF) or an upper diffusion sheet 201, a horizontal prism sheet 202, a vertical prism sheet 203, a lower diffusion sheet 204, a light guide plate 205, and a reflective plate 206.

[0021] Referring to FIGS. 2A to 2D, the dual brightness enhancement film 211 may have a multilayer structure (not shown in the drawings), and the diffusion sheet 221 which is used as an upper diffusion sheet or a lower diffusion sheet may include a diffusion coating layer 221-2 having first beads 221-1 on one side of a diffusion sheet base 221-3 and a concealing coating layer 221-4 having second beads 221-5 on the opposite side thereof. Furthermore, the horizontal prism sheet 202 may include a prism pattern layer 202-1 on one side of a prism sheet base 202-2 and a rear coating layer 202-3 having third beads 202-4 on an opposite side thereof. In addition, the vertical prism sheet may also have the layer configuration the same as or similar to the horizontal prism sheet 202. Also, the reflective plate 206 may include a front

coating layer 206-2 having fourth beads 206-1 on one side of a reflective plate base 206-3.

[0022] However, the liquid crystal display of the present invention is not limited to the above-described structure and may encompass diverse modifications, if necessary.

[0023] In particular, the backlight unit 20 may include the following laminated structures.

[0024] i) upper diffusion sheet/horizontal prism sheet/vertical prism sheet/lower diffusion sheet

[0025] ii) upper diffusion sheet/horizontal prism sheet/vertical prism sheet

[0026] iii) dual brightness enhancement film/horizontal prism sheet/vertical prism sheet

[0027] iv) micro lens film (MLF)/horizontal prism sheet/vertical prism sheet

[0028] v) upper diffusion sheet/horizontal prism sheet/vertical prism sheet

[0029] Under the basic principle of a liquid crystal display, while light emitted from a light source is guided toward a liquid crystal panel through a light guide plate and then passes through a light diffusion sheet, the light is diffused in horizontal/vertical directions with respect to the surface thereof. Since the light going out of the light diffusion sheet passes through a prism sheet and is prevented from going in a direction other than a front light exit surface, light directivity is improved to narrow a viewing angle, brightness in a direction of the front light exit surface of backlight is increased. In this case, the increase in the brightness may be maximized through light recycling, if a separate sheet such as a dual brightness enhancement film is used in a backlight unit.

[0030] According to the present invention, the backlight unit, the liquid crystal panel, or both include a coating layer or an adhesive layer comprising at least one type of an absorption dye configured to absorb a specific wavelength band and/or a fluorescent dye configured to absorb and emit a specific wavelength band.

[0031] For example, the liquid crystal panel may include at least one type of an absorption dye configured to absorb a specific wavelength band and at least one type of a fluorescent dye configured to absorb and emit a specific wavelength band in one of the first adhesive layer or the second adhesive layer, in such a manner that both the absorption dye and the fluorescent dye are included in the same layer, or each of the absorption dye and the fluorescent dye is included in a different layer, respectively, in the first adhesive layer and the second adhesive layer.

[0032] In addition, the backlight unit may have a coating layer on at least one of one side or both sides of the dual brightness enhancement film or the upper diffusion sheet, one side or both sides of the horizontal prism sheet, one side or both sides of the vertical prism sheet, one side or both sides of the lower diffusion sheet, and one side of the reflective plate (i.e., the light guide plate facing side), wherein the one or more coating layers include at least one type of an absorption dye configured to absorb a specific wavelength band and at least one type of a fluorescent dye configured to absorb and emit a specific wavelength band in one of the first adhesive layer and the second adhesive layer, in such a manner that both the absorption dye and the fluorescent dye are included in the same layer, or each of the absorption dye and the fluorescent dye is included in a different layer, respectively, in the one or more coating layers.

[0033] The adhesive layer or the coating layer including the absorption dye and the fluorescent dye both is referred to as a color gamut enhancing and brightness compensating film, and according to the position of the color gamut enhancing film, particularly, the position of the coating layer, the emission color purity and the brightness loss of a liquid crystal display may vary, and thus, the position thereof may be appropriately controlled according to the need.

[0034] In addition, the absorption dye used in the present invention may be a combination of at least one absorption dye which has a main absorption wavelength band other than RGB wavelengths.

[0035] For example, the absorption dye used in the present invention may have a main absorption wavelength band of 430 nm or less (e.g., 380 nm to 430 nm), 480 nm to 510 nm, or 560 nm to 600 nm as a wavelength band other than RGB wavelengths, and may be a combination of at least one type of the absorption dye.

[0036] Particularly, (i) an absorption dye blocking a wavelength band of 380 nm to 430 nm may include a hydroxybenzotriazole (HB)-based absorption dye, a tris-resorcinol-triazine chromophore (TRTC)-based absorption dye, and a hydroxyphenyl-benzotriazole chromophore (HBC)-based absorption dye; (ii) an absorption dye blocking a wavelength band of 480 nm to 510 nm may include a pyrrole methine (PM)-based absorption dye, a rhodamine (RH)-based absorption dye, and a boron dipyrromethene (BODIBY)-based absorption dye; and (iii) an absorption dye blocking a wavelength band of 560 nm to 600 nm may include a tetraazaporphyrin (TAP)-based absorption dye, a squaraine (SQ)-based absorption dye, and a cyanine (CY)-based absorption dye.

[0037] Preferably, a combination of at least two absorption dyes selected from the group consisting of a hydroxybenzotriazole-based absorption dye, a pyrrole methine-based absorption dye, a rhodamine-based absorption dye, a cyanine-based absorption dye, and a tetraazaporphyrin-based absorption dye may be used, and more preferably, a combination of a hydroxybenzotriazole-based absorption dye, a cyanine-based absorption dye, and a tetraazaporphyrin-based absorption dye may be used.

[0038] In addition, the fluorescent dye used in the present invention may be a combination of at least one fluorescent dye which has a main absorption wavelength band other than RGB wavelengths and has a main emission wavelength band corresponding to the RGB wavelengths.

[0039] For example, the fluorescent dye used in the present invention may have a main absorption wavelength band of 430 nm or less (e.g., 380 nm to 430 nm), 480 nm to 510 nm, or 560 nm to 600 nm other than RGB wavelengths, and a main emission wavelength band of 430 nm to 480 nm, 510 nm to 580 nm, or 600 nm or more (e.g., 600 nm to 650 nm) corresponding to RGB wavelengths, and may be a combination of at least one type of the fluorescent dye.

[0040] Particularly, the fluorescent dye may include an anthracene-based fluorescent dye, an anthraquinone-based fluorescent dye, an arylmethine-based fluorescent dye, an azo-based fluorescent dye, an azomethine-based fluorescent dye, a bimane-based fluorescent dye, a coumarin-based fluorescent dye, an 1,5-diazabicyclo[3,3,0]octadiene-based fluorescent dye, a diketo-pyrrole-based fluorescent dye, a naphthalenol-imine-based fluorescent dye, a naphthalimide-based fluorescent dye, a perylene-based fluorescent dye, a

phenolphthalein-based fluorescent dye, a pyrrole methine-based fluorescent dye, a pyran-based fluorescent dye, a pyrene-based fluorescent dye, a porphycene-based fluorescent dye, a porphyrin-based fluorescent dye, a quinacridone-based fluorescent dye, a rhodamine-based fluorescent dye, a rubrene-based fluorescent dye, and a stilbene-based fluorescent dye.

[0041] Preferably, a combination of at least two fluorescent dyes selected from the group consisting of a perylene-based fluorescent dye, an azo-based fluorescent dye, a pyrrole methine-based fluorescent dye, a pyran-based fluorescent dye, and a coumarin-based fluorescent dye may be used.

[0042] More preferably, a combination of the fluorescent dye of the perylene-based fluorescent dye, a pyrrole methine-based fluorescent dye, a pyran-based fluorescent dye, and a coumarin-based fluorescent dye may be used.

[0043] Accordingly, the present invention provides a color gamut enhancing and brightness compensating film for a liquid crystal display, wherein the film includes a pressure-sensitive adhesive, at least one type of an absorption dye configured to absorb a specific wavelength band, and at least one type of a fluorescent dye configured to absorb and emit a specific wavelength band. In this case, the color gamut enhancing and brightness compensating film may be provided as an adhesive layer in the liquid crystal display.

[0044] In addition, the present invention provides a color gamut enhancing and brightness compensating film for a liquid crystal display, wherein the film includes a binder resin, at least one type of an absorption dye configured to absorb a specific wavelength band, and at least one type of a fluorescent dye configured to absorb and emit a specific wavelength band. In this case, the color gamut enhancing and brightness compensating film may be provided as a coating layer in the liquid crystal display.

[0045] The absorption dye may be included in an amount of 0.01 wt % to 10 wt %, and specifically, in an amount of 0.05 wt % to 7 wt %, based on the weight of the color gamut enhancing and brightness compensating film (i.e., an adhesive layer or a coating layer).

[0046] In addition, the fluorescent dye may be included in an amount of 0.01 wt % to 10 wt %, and specifically, in an amount of 0.05 wt % to 7 wt %, based on the weight of the color gamut enhancing and brightness compensating film (i.e., an adhesive layer or a coating layer).

[0047] In addition, the weight ratio of absorption dye: fluorescent dye in the film may be from 0.1:100 to 100:0.1.

[0048] Examples of the pressure-sensitive adhesive used in the adhesive layer (a first adhesive layer and a second adhesive layer) may include at least one adhesive selected from the group consisting of an acryl-based adhesive, a urethane-based adhesive, an epoxy-based adhesive, and a silicone-based adhesive. Specifically, the pressure-sensitive adhesive may be an acryl-based adhesive. For example, the adhesive layer may be formed by being wet coated on the one side or both sides of the upper polarizing plate and the lower polarizing plate, and the thickness of the adhesive layer may be in a range of 2 μm to 100 μm , 5 μm to 100 μm , and preferably, 15 μm to 25 μm .

[0049] Examples of the binder resin used in the coating layer may include at least one resin selected from the group consisting of a polyester-based binder resin, an acryl-based binder resin, a polyurethane-based binder resin, a melamine-based binder resin, a polyvinyl alcohol-based binder resin,

and an oxazoline-based binder resin. Specifically, the binder resin may be an acryl-based binder resin. For example, the coating layer may be formed by being wet coated on one side or both sides of a dual brightness enhancement film or an upper diffusion sheet, one side or both sides of a horizontal prism sheet, one side or both sides of a vertical prism sheet, one side or both sides of a lower diffusion sheet, and one side of a reflective plate (i.e., light guide plate facing side), and the thickness of the coating layer may be in a range of 1 μm to 100 μm , 2 μm to 100 μm , and preferably, 2 μm to 15 μm .

[0050] The adhesive layer and the coating layer may further include an ultraviolet blocking agent for blocking UV light according to the need. The ultraviolet blocking agent absorbs (shields) light having a wavelength of 430 nm or less, and may use, for example, a hydroxybenzotriazole (HB)-based absorption dye, a tris-resorcinol-triazine chromophore (TRTC)-based absorption dye, or a hydroxyphenyl-benzotriazole chromophore (HBC)-based absorption dye alone or as a mixture of two or more thereof. The adhesive layer and the coating layer may include the ultraviolet blocking agent in an amount of 0.01 wt % to 10 wt %, and preferably, 0.05 wt % to 7 wt %, based on the weight of the adhesive layer or the coating layer.

[0051] Light transmittance of the color gamut enhancing film according to the present invention may be adjusted according to a brightness range of a liquid crystal display, but, specifically, the color gamut enhancing film may have a visible light transmittance of 30% to 90%, and preferably, 50% to 90%.

[0052] Component layers of each of the backlight unit and the liquid crystal panel constituting the liquid crystal display of the present invention may have a material, a thickness, and a shape, which are commonly accepted in the art, and may be diversely modified if necessary.

[0053] Thus, the liquid crystal display including the color gamut enhancing and brightness compensating film of the present invention may provide enhanced color gamut and brightness by blocking unnecessary wavelengths other than the RGB wavelengths while transmitting the pure RGB wavelengths emitted from a light source as much as possible, and may maximize a color gamut enhancing effect and brightness compensation effect depending on display characteristics by freely moving the position of the color gamut enhancing and brightness compensating film.

EXAMPLE

[0054] Hereinafter, the present invention will be explained in more detail referring to embodiments. The following embodiments are intended to further illustrate the present invention without limiting its scope.

Example 1

[0055] 35 parts by weight of GS1000 manufactured by Soken as an acryl binder resin, 50 parts by weight of methyl ethyl ketone (MEK) as a solvent, and 15 parts by weight of MX-500 manufactured by Soken as beads were mixed, and an absorption dye, SK-d593 manufactured by SK Chemicals was then added thereto in an amount of 0.1 parts by weight based on 100 parts by weight of the mixture to prepare an absorption dye-containing coating composition. One surface of a diffusion film was coated with the absorption dye-containing coating composition using a Mayer bar and dried

and cured to form a 5 μm thick concealing coating layer containing the absorption dye.

[0056] Meanwhile, 35 parts by weight of GS1000 manufactured by Soken as an acryl binder resin, 50 parts by weight of methyl ethyl ketone (MEK) as a solvent, and 15 parts by weight of MX-1000 manufactured by Soken as beads were mixed, and a fluorescent dye, FL560 manufactured by SK Chemicals was then added thereto in an amount of 0.1 parts by weight based on 100 parts by weight of the mixture to prepare a fluorescent dye-containing coating composition. The opposite surface of the diffusion film on which the concealing coating layer was formed, was coated with the fluorescent dye-containing coating composition using a Mayer bar and dried and cured to form a 15 μm thick diffusion coating layer containing the fluorescent dye.

[0057] The diffusion film thus obtained was introduced as an upper diffusion sheet in a commercially available liquid crystal display so that the concealing coating layer faced a horizontal prism sheet to manufacture a liquid crystal display of the present invention (see FIG. 3A).

Example 2

[0058] An absorption dye-containing coating composition was prepared by the same method described in Example 1, and a concealing coating layer containing the absorption dye was formed on one surface of a diffusion film. On the opposite surface of the diffusion film on which the concealing coating layer was formed, a diffusion coating layer was formed by the same method described in Example 1, except that excluding the fluorescent dye was not included in the diffusion coating layer.

[0059] In addition, a fluorescent dye-containing coating composition was prepared by the same method described in Example 1, and the fluorescent dye-containing coating composition was coated on the surface of a horizontal prism sheet where a prism was not formed by using a Mayer bar and dried and cured to form a 5 μm thick rear coating layer containing the fluorescent dye.

[0060] The diffusion film thus obtained was introduced as an upper diffusion sheet, and the horizontal prism sheet thus obtained was used in a commercially available liquid crystal display so that the concealing coating layer of the diffusion film faced the horizontal prism sheet, and the rear coating layer of the horizontal prism sheet faced a vertical prism sheet to manufacture a liquid crystal display of the present invention (see FIG. 3B).

Comparative Example 1

[0061] A diffusion coating layer and a concealing coating layer were formed on a diffusion film by performing the same procedure described in Example 1, except that none of the absorption dye and the fluorescent dye were included in the diffusion coating layer and the concealing coating layer.

[0062] The diffusion film thus obtained was introduced as an upper diffusion sheet in a commercially available liquid crystal display so that the concealing coating layer faced a horizontal prism sheet to manufacture a comparative liquid crystal display (see FIG. 3C).

Comparative Example 2

[0063] An absorption dye-containing coating composition was prepared, and a concealing coating layer containing the absorption dye was formed on one surface of a diffusion film

by performing the same procedure described in Example 1. On the opposite surface of the diffusion film on which the concealing coating layer was formed, a diffusion coating layer was formed by performing the same procedure described in Example 1, except that a fluorescent dye was not included in the diffusion coating layer.

[0064] The diffusion film thus obtained was introduced as an upper diffusion sheet in a commercially available liquid crystal display so that the concealing coating layer faced a horizontal prism sheet to manufacture a comparative liquid crystal display (see FIG. 3D).

Comparative Example 3

[0065] A fluorescent dye-containing coating composition was prepared, and a diffusion coating layer containing the fluorescent dye was formed on one surface of a diffusion film by performing the same procedure described in Example 1. On the opposite surface of the diffusion film on which the diffusion coating layer was formed, a concealing coating layer was formed by performing the same procedure described in Example 1, except that an absorption dye was not included in the concealing coating layer.

[0066] The diffusion film thus obtained was introduced as an upper diffusion sheet in a commercially available liquid crystal display so that the concealing coating layer faced a horizontal prism sheet to manufacture a comparative liquid crystal display (see FIG. 3E).

Experimental Example

[0067] Characteristics and changes in spectrum were measured for the liquid crystal displays manufactured in the examples and comparative examples by using a radiometer (CS-2000, Minolta Co., Ltd.) and the results thereof are presented in Table 1 below and FIGS. 4A to 4E. In the following Table 1, a color gamut indicates a color reproduction area.

TABLE 1

	Example 1	Example 2	Comparative Example 1	Comparative Example 2	Comparative Example 3	
Relative brightness ratio	96.3%	96.2%	100.0%	85.1%	113.3%	
Full W	Lv 285.7	296.7	252.6	285.4	336.1	
	x 0.3087	0.3150	0.2933	0.3289	0.3307	
	y 0.3560	0.3347	0.3164	0.4077	0.3748	
Full R	Lv 52.0	61.3	46.6	50.2	67.7	
	x 0.6512	0.6417	0.6481	0.6543	0.6440	
	y 0.3291	0.3381	0.3264	0.3314	0.3404	
Full G	Lv 212.5	213.4	184.6	216.0	245.8	
	x 0.2921	0.3121	0.2936	0.2933	0.3098	
	y 0.6406	0.6250	0.6339	0.6475	0.6314	
Full B	Lv 22.8	23.1	22.0	20.1	24.0	
	x 0.1552	0.1561	0.1546	0.1569	0.1569	
	y 0.0719	0.0631	0.0601	0.0925	0.0768	
Color gamut	Color gamut	0.123	0.115	0.123	0.122	0.115
	Against NTSC	78.0%	72.7%	77.8%	77.0%	72.6%
	Against DCI	81.2%	75.6%	81.0%	80.1%	75.6%
Transmittance loss (T % loss)	-3.7%	-3.8%	—	-14.9%	+13.3%	

[0068] As shown in Table 1 above and FIGS. 4A to 4E, it may be understood that the liquid crystal displays of the examples including the color gamut enhancing and bright-

ness compensating film according to the present invention provide improved color gamut and color purity, while exhibiting excellent brightness.

1. A liquid crystal display comprising a backlight unit and a liquid crystal panel,

wherein the backlight unit, the liquid crystal panel, or both of the backlight unit and the liquid crystal panel comprise one or more coating layers or adhesive layers, and

the one or more coating layers or adhesive layers comprise at least one type of an absorption dye configured to absorb a specific wavelength band, and at least one type of a fluorescent dye configured to absorb and emit a specific wavelength band, in such a manner that both the absorption dye and the fluorescent dye are comprised in the same layer, or each of the absorption dye and the fluorescent dye is comprised in a different layer, respectively, in the one or more coating layers or adhesive layers.

2. The liquid crystal display of claim 1, wherein the absorption dye has a main absorption wavelength band other than RGB wavelengths, and

the fluorescent dye has a main absorption wavelength band other than RGB wavelengths and a main emission wavelength band corresponding to the RGB wavelengths.

3. The liquid crystal display of claim 1, wherein the absorption dye has a main absorption wavelength band of 380 to 430 nm, 480 to 510 nm, or 560 to 600 nm, and

the fluorescent dye has a main absorption wavelength band of 380 to 430 nm, 480 to 510 nm, or 560 to 600 nm, and a main emission wavelength band of 430 to 480 nm, 510 to 580 nm, or 600 to 650 nm.

4. The liquid crystal display of claim 1, wherein the absorption dye is selected from the group consisting of a hydroxybenzotriazole (HB)-based absorption dye, a tris-

resorcinol-triazine chromophore (TRTC)-based absorption dye, a hydroxyphenyl-benzotriazole chromophore (HBC)-based absorption dye, a pyrrole methine-based absorption

dye, a rhodamine-based absorption dye, a boron dipyrromethene-based absorption dye, a tetraazaporphyrin-based absorption dye, a squaraine-based absorption dye, and a cyanine-based absorption dye, and

the fluorescent dye is selected from the group consisting of an anthracene-based fluorescent dye, an anthraquinone-based fluorescent dye, an arylmethine-based fluorescent dye, an azo-based fluorescent dye, an azomethine-based fluorescent dye, a bimeane-based fluorescent dye, a coumarin-based fluorescent dye, an 1,5-diazabicyclo[3,3,0]octadiene-based fluorescent dye, a diketo-pyrrole-based fluorescent dye, a naphthalenol-imine-based fluorescent dye, a naphthalimide-based fluorescent dye, a perylene-based fluorescent dye, a phenolphthalein-based fluorescent dye, a pyrrole methine-based fluorescent dye, a pyran-based fluorescent dye, a pyrene-based fluorescent dye, a porphycene-based fluorescent dye, a porphyrin-based fluorescent dye, a quinacridone-based fluorescent dye, a rhodamine-based fluorescent dye, a rubrene-based fluorescent dye, and a stilbene-based fluorescent dye.

5. The liquid crystal display of claim 1, wherein the at least one type of the absorption dye is a combination of a hydroxybenzotriazole-based absorption dye, a cyanine-based absorption dye and a tetraazaporphyrin-based absorption dye, and

the at least one type of the fluorescent dye is a combination of a perylene-based fluorescent dye, a pyrrole methine-based fluorescent dye, a pyran-based fluorescent dye, and a coumarin-based fluorescent dye.

6. The liquid crystal display of claim 1, wherein the absorption dye is included in an amount of 0.01 wt % to 10 wt % based on a total weight of the coating layer or the adhesive layer, and

the fluorescent dye is included in an amount of 0.01 wt % to 10 wt % based on a total weight of the coating layer or the adhesive layer.

7. The liquid crystal display of claim 1, wherein the liquid crystal panel sequentially comprises an upper polarizing plate, a first adhesive layer, a liquid crystal cell, a second adhesive layer, and a lower polarizing plate, and

the first adhesive layer and the second adhesive layer comprise at least one type of an absorption dye configured to absorb a specific wavelength band and at least one type of a fluorescent dye configured to absorb and emit a specific wavelength band, in such a manner that both the absorption dye and the fluorescent dye are comprised in the same layer, or each of the absorption dye and the fluorescent dye is comprised in a different layer, respectively, in the first adhesive layer and the second adhesive layer.

8. The liquid crystal display of claim 1, wherein the backlight unit sequentially comprises a dual brightness enhancement film (DBEF) or an upper diffusion sheet, a horizontal prism sheet, a vertical prism sheet, a lower diffusion sheet, a light guide plate, and a reflective plate,

the backlight unit has a coating layer on at least one of one side or both sides of the dual brightness enhancement film or the upper diffusion sheet, one side or both sides of the horizontal prism sheet, one side or both sides of the vertical prism sheet, one side or both sides of the lower diffusion sheet, and one side of the reflective plate, and

the one or more coating layers comprise at least one type of an absorption dye configured to absorb a specific wavelength band and at least one type of a fluorescent dye configured to absorb and emit a specific wavelength band, in such a manner that both the absorption dye and the fluorescent dye are comprised in the same layer, or each of the absorption dye and the fluorescent dye is comprised in a different layer, respectively, in the one or more coating layers.

9. The liquid crystal display of claim 1, wherein the coating layer or the adhesive layer has a thickness of 2 to 100 μm .

10. A color gamut enhancing and brightness compensating film for a liquid crystal display, comprising:

a pressure-sensitive adhesive;

at least one type of an absorption dye configured to absorb a specific wavelength band; and

at least one type of a fluorescent dye configured to absorb and emit a specific wavelength band.

11. A color gamut enhancing and brightness compensating film for a liquid crystal display, comprising:

a binder resin;

at least one type of an absorption dye configured to absorb a specific wavelength band; and

at least one type of a fluorescent dye configured to absorb and emit a specific wavelength band.

12. The color gamut enhancing and brightness compensating film according to claim 10, wherein the absorption dye is selected from the group consisting of a hydroxybenzotriazole-based absorption dye, a tris-resorcinol-triazine chromophore-based absorption dye, a hydroxyphenyl-benzotriazole chromophore-based absorption dye, a pyrrole methine-based absorption dye, a rhodamine-based absorption dye, a boron dipyrromethene-based absorption dye, a tetraazaporphyrin-based absorption dye, a squaraine-based absorption dye, and a cyanine-based absorption dye, and

the fluorescent dye is selected from the group consisting of an anthracene-based fluorescent dye, an anthraquinone-based fluorescent dye, an arylmethine-based fluorescent dye, an azo-based fluorescent dye, an azomethine-based fluorescent dye, a bimeane-based fluorescent dye, a coumarin-based fluorescent dye, an 1,5-diazabicyclo[3,3,0]octadiene-based fluorescent dye, a diketo-pyrrole-based fluorescent dye, a naphthalenol-imine-based fluorescent dye, a naphthalimide-based fluorescent dye, a perylene-based fluorescent dye, a phenolphthalein-based fluorescent dye, a pyrrole methine-based fluorescent dye, a pyran-based fluorescent dye, a pyrene-based fluorescent dye, a porphycene-based fluorescent dye, a porphyrin-based fluorescent dye, a quinacridone-based fluorescent dye, a rhodamine-based fluorescent dye, a rubrene-based fluorescent dye, and a stilbene-based fluorescent dye.

13. The color gamut enhancing and brightness compensating film according to claim 11, wherein the absorption dye is selected from the group consisting of a hydroxybenzotriazole-based absorption dye, a tris-resorcinol-triazine chromophore-based absorption dye, a hydroxyphenyl-benzotriazole chromophore-based absorption dye, a pyrrole methine-based absorption dye, a rhodamine-based absorption dye, a boron dipyrromethene-based absorption dye, a tetraazaporphyrin-based absorption dye, a squaraine-based absorption dye, and a cyanine-based absorption dye, and

the fluorescent dye is selected from the group consisting of an anthracene-based fluorescent dye, an anthraquinone-based fluorescent dye, an arylmethine-based fluorescent dye, an azo-based fluorescent dye, an azomethine-based fluorescent dye, a bixene-based fluorescent dye, a coumarin-based fluorescent dye, an 1,5-diazabicyclo[3,3,0]octadiene-based fluorescent dye, a diketo-pyrrole-based fluorescent dye, a naphthalenol-imine-based fluorescent dye, a naphthalimide-based fluorescent dye, a perylene-based fluorescent dye, a phenolphthalein-based fluorescent dye, a pyrrole methine-based fluorescent dye, a pyran-based fluorescent dye, a pyrene-based fluorescent dye, a porphycene-based fluorescent dye, a porphyrin-based fluorescent dye, a quinacridone-based fluorescent dye, a rhodamine-based fluorescent dye, a rubrene-based fluorescent dye, and a stilbene-based fluorescent dye.

* * * * *

专利名称(译)	用于增强液体纯度和改善液晶显示装置的亮度的薄膜，以及包含该液晶显示装置的液晶显示装置		
公开(公告)号	US20170329179A1	公开(公告)日	2017-11-16
申请号	US15/523095	申请日	2015-03-30
申请(专利权)人(译)	SKC HAAS显示片CO. , LTD.		
当前申请(专利权)人(译)	SKC HAAS显示片CO. , LTD.		
[标]发明人	CHO HONG YOUL CHO KYOO CHOONG NAM HYUN CHEOL		
发明人	CHO, HONG YOUL CHO, KYOO CHOONG NAM, HYUN CHEOL		
IPC分类号	G02F1/1335 G02F1/135		
CPC分类号	G02F1/133528 G02F1/135 G02F1/133617 G02F2001/1351 G02F1/133609 G02F2001/133624 Y10T428/1041 G02B6/0025 G02B6/0031 G02F1/1335 G02F2001/133507		
优先权	1020140150137 2014-10-31 KR		
其他公开文献	US10247980		
外部链接	Espacenet USPTO		

摘要(译)

本发明涉及一种能够提高液晶显示装置的色纯度和校正亮度的薄膜，以及包括该薄膜的液晶显示装置，并且能够通过引入提供具有增强的色域和色纯度的液晶显示装置，在液晶显示装置的粘合剂层或涂层的内部，吸收特定波长带的吸收染料和吸收特定波长带并发光的荧光染料的组合，从而阻挡除RGB之外的不必要的波长波长。

