



US 20090040409A1

(19) **United States**(12) **Patent Application Publication**
Ono et al.(10) **Pub. No.: US 2009/0040409 A1**(43) **Pub. Date: Feb. 12, 2009**(54) **LIQUID CRYSTAL DISPLAY DEVICE**(30) **Foreign Application Priority Data**(75) Inventors: **Kikuo Ono**, Mobara (JP); **Ryutaro Oke**, Mobara (JP)

Aug. 29, 2003 (JP) 2003-209552

Publication Classification

Correspondence Address:

Stanley P. Fisher**Reed Smith LLP****Suite 1400, 3110 Fairview Park Drive****Falls Church, VA 22042-4503 (US)**(51) **Int. Cl.****G02F 1/133** (2006.01)**G02F 1/1343** (2006.01)(52) **U.S. Cl.** **349/39; 349/139**(73) Assignee: **Hitachi Displays, Ltd.**(21) Appl. No.: **12/232,650**(22) Filed: **Sep. 22, 2008****Related U.S. Application Data**

(60) Continuation of application No. 11/822,396, filed on Jul. 5, 2007, now Pat. No. 7,440,066, which is a division of application No. 10/893,437, filed on Jul. 19, 2004, now Pat. No. 7,256,852.

(57)

ABSTRACT

The present invention provides a foamed resin laminate sound insulation board capable of exhibiting sound proofing performance, which is free from restrictions of shape, applicable place and weight, thinned as the whole laminated plate to enhance plastic workability such as press work, and provided with sufficient vibration damping performance in a final using state after heating foaming process. This foamed resin laminate sound insulation board 1 is a laminated plate comprising at least an unfoamed foamable resin 3a to be foamed at a foaming temperature by heating and a hard plate 2.

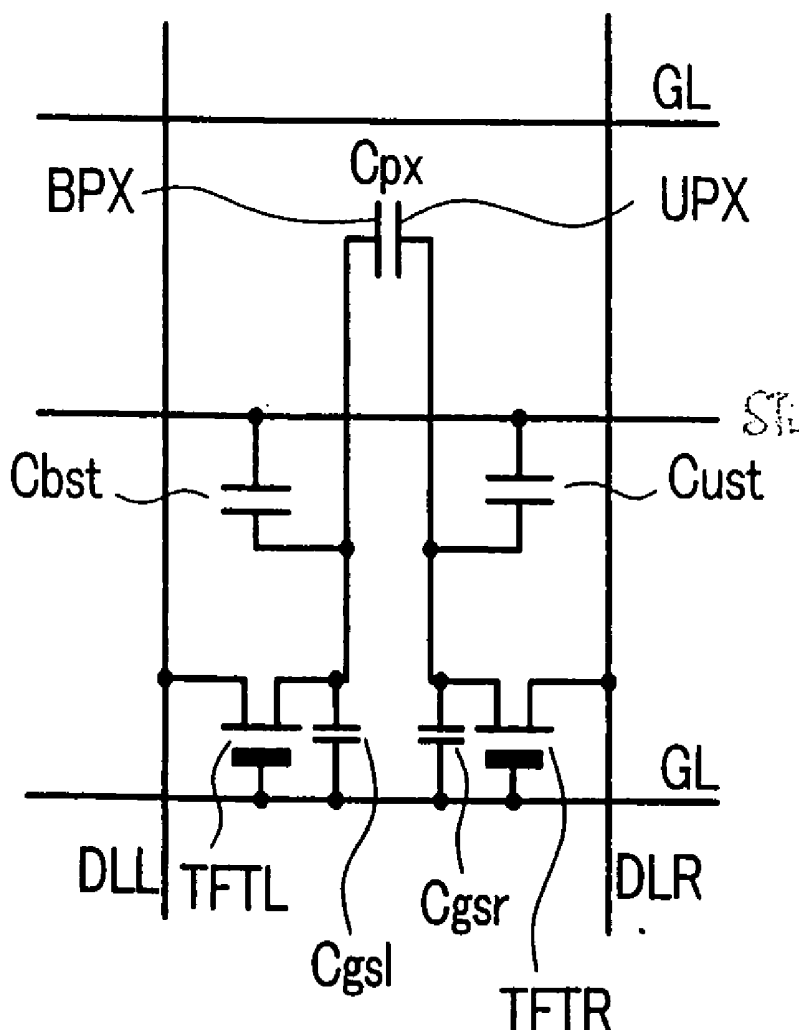


FIG. 1 (a)

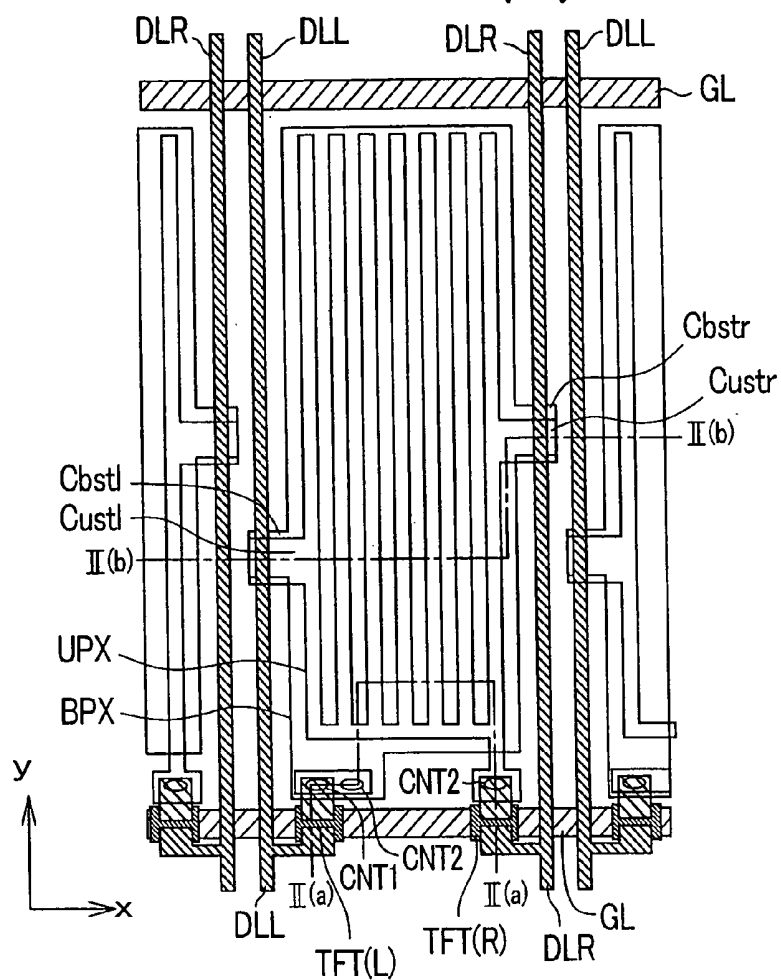


FIG. 1 (b)

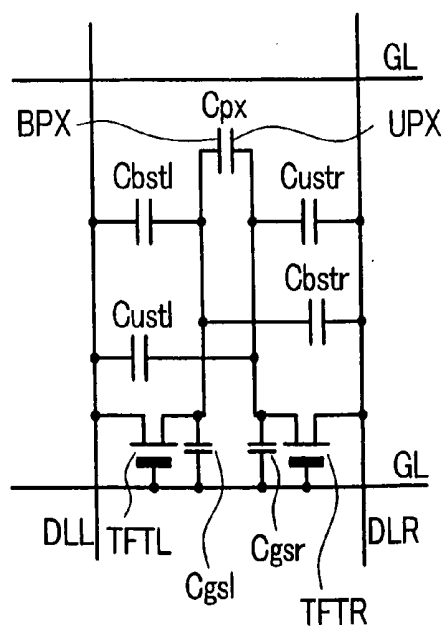


FIG. 2 (a)

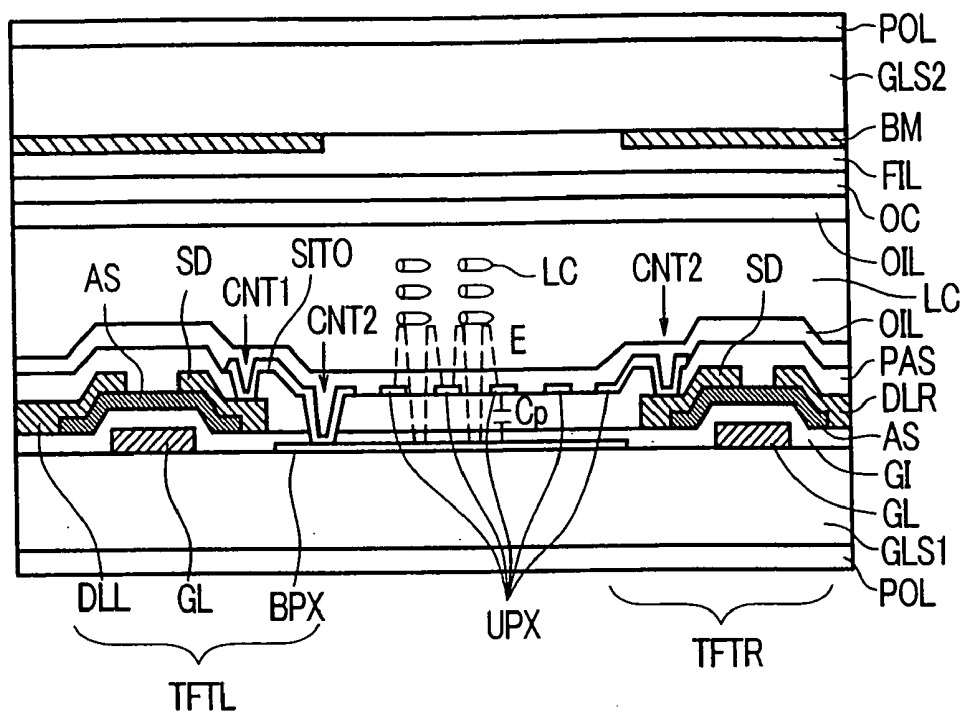


FIG. 2 (b)

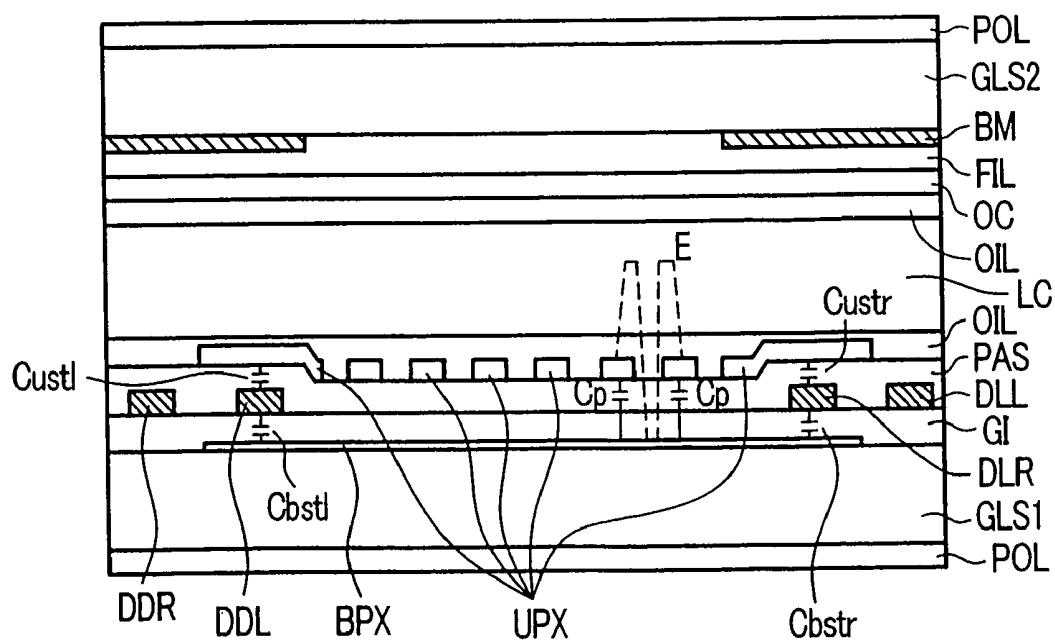


FIG. 3

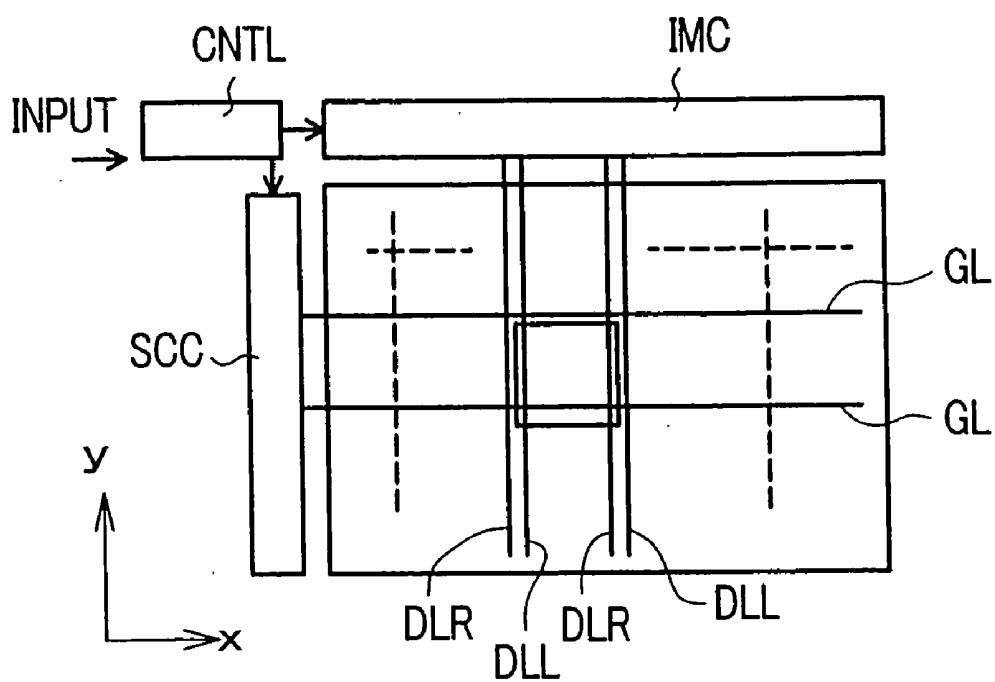


FIG. 4 (a)

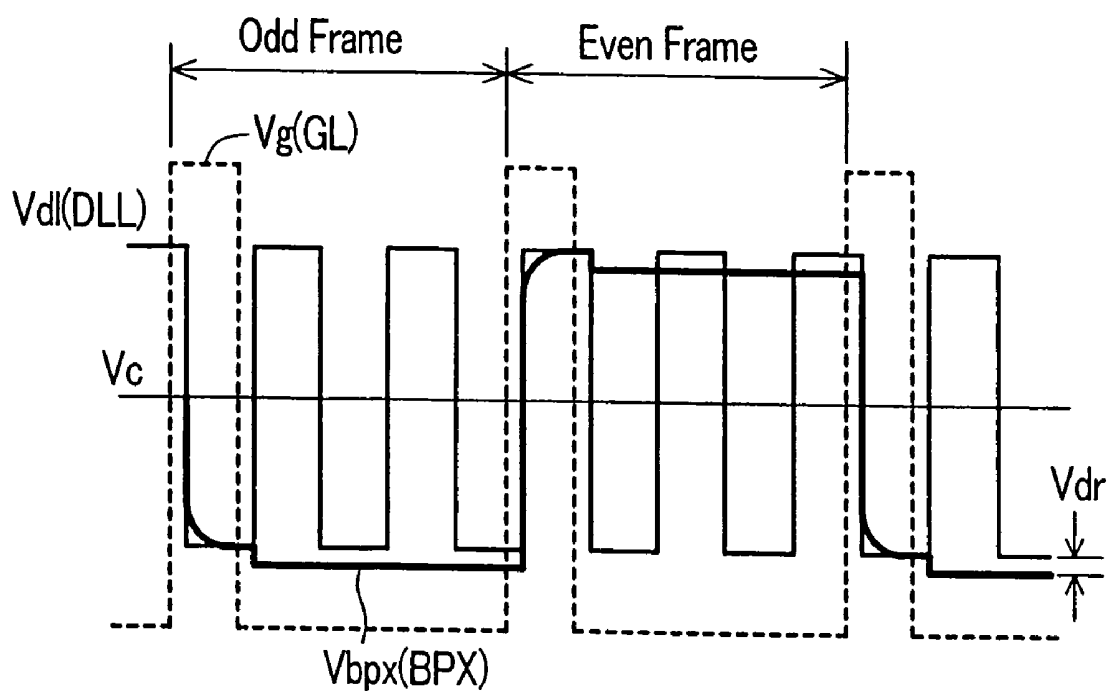


FIG. 4 (b)

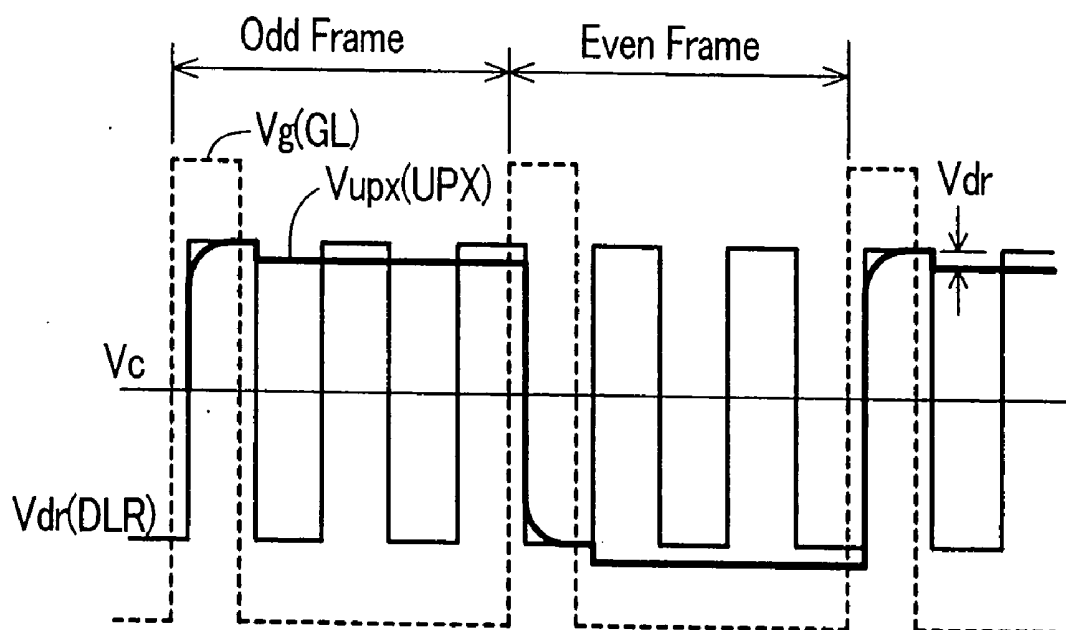


FIG. 5 (a)

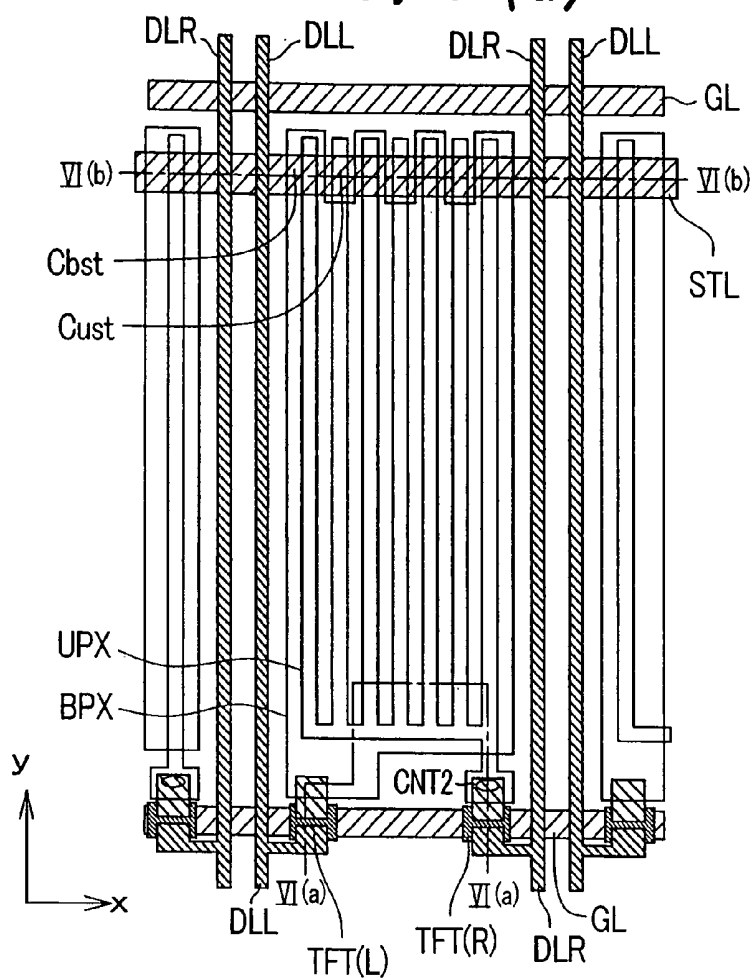


FIG. 5 (b)

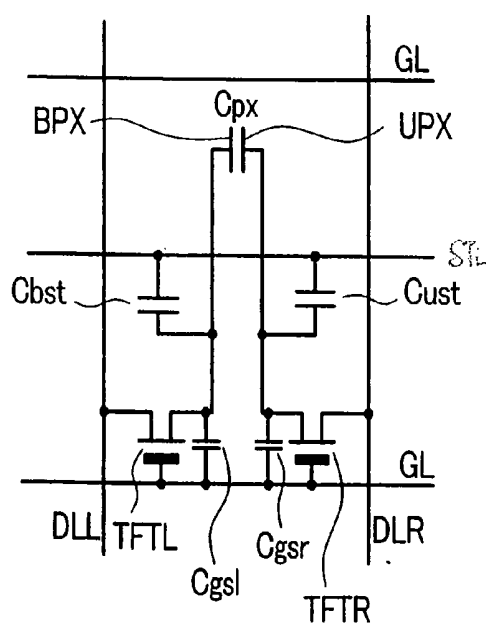


FIG. 6 (a)

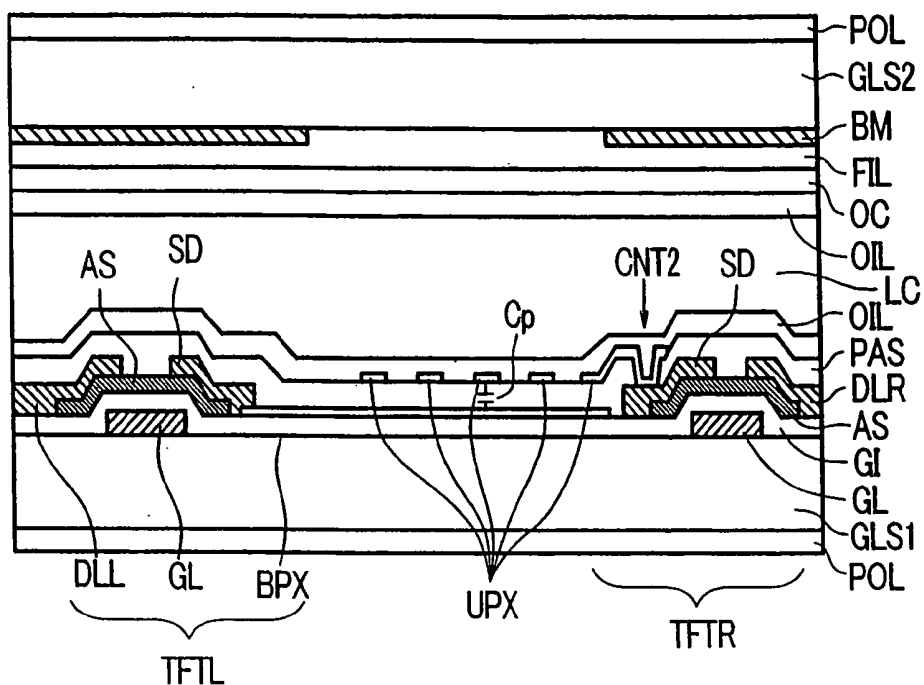
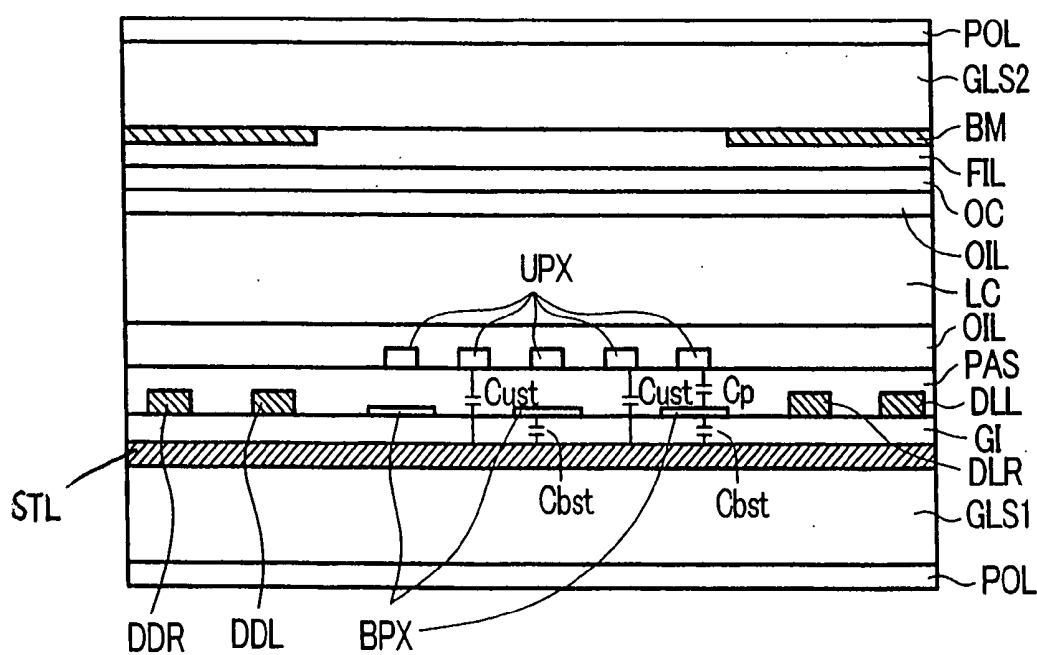


FIG. 6 (b)



LIQUID CRYSTAL DISPLAY DEVICE

CROSS-REFERENCE TO RELATED APPLICATIONS

[0001] This application is a Continuation application of U.S. application Ser. No. 11/822,396 filed Jul. 5, 2007, which is a Divisional application of U.S. application Ser. No. 10/893,437 filed Jul. 19, 2004. Priority is claimed based on U.S. application Ser. No. 11/822,396 filed Jul. 5, 2007, which claims the priority of U.S. application Ser. No. 10/893,437 filed Jul. 19, 2004, which claims the priority of Japanese Patent Application No. 2003-209552 filed Aug. 29, 2003, all of which is incorporated by reference.

BACKGROUND OF THE INVENTION

[0002] 1. Field of the Invention

[0003] The present invention relates to a laminated board comprising a hard plate of metal, industrial plastics or the like and a foamed resin.

[0004] 2. Description of the Related Art

[0005] Conventionally, various structures have been proposed as a laminate sound insulation board for giving damping performance and sound insulating performance to a hard plate of metal, industrial plastics or the like.

[0006] For example, in a constraining type vibration damping structure in which a vibrating damping material is put between the hard plate and a constraining plate having bending rigidity equal to the hard plate to form a laminated plate, the laminated plate is manufactured by laminating the hard plate and the constraining plate so that the vibration damping material is interposed between them, and mutually adhering the members in this state by heating or pressurization to integrate them. This laminated plate is then made into a prescribed shape by plastic forming such as press work.

[0007] In the above-mentioned constraining type vibration damping structure, conventionally, a metal or the like has been used as the constraining plate, but the use of a polymer material such as resin is desired because the manufacture is facilitated, and a low cost can be realized. However, when the elastic modulus of the polymer material such as resin is increased to obtain the rigidity equal to the hard plate, the elongation is deteriorated to impair the moldability. Therefore, in the use of the resin or the like as the restraining plate, the vibration damping material and the constraining plate must be adhered in the above manufacturing process after the hard plate is pressed into a prescribed shape.

[0008] On the other hand, in a vibration damping structure in which a constraining or unconstraining (free) type vibration damping material is stuck to the hard plate to form a laminated plate, sticking of a vibration damping material having a thickness about 1-2 times the plate thickness of the hard plate is needed to enhance the vibration damping performance when a resin or the like as the vibration damping material. If the press work of the laminated plate is carried out in the state where the vibration damping material is stuck thereto, the shape and dimensional precision after press work is seriously impaired. In this case, therefore, the work for sticking the vibration damping material is carried out after the hard plate is pressed into the prescribed shape.

[0009] However, the above-mentioned conventional laminated plates of both the structures have the problem that the

applicable place or shape is restricted because the resin is adhered after pressing the hard plate into the prescribed shape.

[0010] The conventional laminated plates further have the problem that the large thickness as the whole laminated plate makes it extremely difficult to press into a prescribed shape after constituting the laminated plate.

[0011] In the manufacturing process of an automobile, for example, the resin as the vibration damping material is set in a prescribed position in the middle of assembling process after the hard plate is made into a prescribed shape by press work, and thermally fused by the heating of the following baking finish process and the dead weight of the vibration damping material. Therefore, the applicable position of the resin is limited to the bottom upper surface, and it is difficult to apply the vibration damping material to the side surface or roof reverse side. Further, since the resin is pressed and adhered by the dead weight, the adhesive force is weakened when the weight of the resin is reduced.

SUMMARY OF THE INVENTION

[0012] In consideration of the above problems, the present invention thus has an object to provide a foamed resin laminate sound insulation board capable of exhibiting sound proofing performance, which is free from restrictions of shape, applicable place and weight, thinned as the whole laminated plate to enhance plastic workability such as press work, and provided with sufficient damping performance in a final using state after a heating foaming process; and a method for manufacturing the same.

[0013] Means for solving the problems in the present invention are described.

[0014] A foamed resin laminate sound insulation board according to a first invention is a laminated plate comprising at least an unfoamed foamable resin to be foamed at a foaming temperature by heating and a hard plate.

[0015] A foamed resin laminate sound insulation board according to a second invention is a laminated plate comprising at least an unfoamed first foamable resin to be foamed at a foaming temperature by heating, an unfoamed second foamable resin to be foamed at a foaming temperature by heating, and a hard plate.

[0016] In a foamed resin laminate sound insulation board according to a third invention, the foaming temperature of the first foamable resin is differed from that of the second foamable resin.

[0017] In a foamed resin laminate sound insulation board according to a fourth invention, the melting point of the first formable resin is differed from that of the second foamable resin.

[0018] In a foamed resin laminate sound insulation board according to a fifth invention, the laminated plate is formed by laminating the foamable resin, the non-foamable resin not foamable by heating, and the hard plate in this order.

[0019] In a foamed resin laminate sound insulation board according to a sixth invention, the foamable resin is heated at a temperature lower than the foaming temperature, and thermally fused to form the laminated plate.

[0020] In a foamed resin laminate sound insulation board according to a seventh invention, the non-foamable resin is heated at a temperature lower than the foaming temperature, and thermally fused to form the laminated plate.

[0021] In a foamed resin laminate sound insulation board according to an eighth invention, the melting point of the non-foamable resin is higher than the melting point of the foamable resin.

[0022] In a foamed resin laminate sound insulation board according to a ninth invention, the non-foamable resin is a thermosetting resin or thermoplastic resin.

[0023] In a foamed resin laminate sound insulation board according to a tenth invention, the foamable resin is a thermosetting resin or thermoplastic resin.

[0024] In a foamed resin laminate sound insulation board according to an eleventh invention, the melting point of the thermoplastic resin is 100-260° C.

[0025] In a foamed resin laminate sound insulation board according to an twelfth invention, the foaming temperature is set to 120-300° C.

[0026] In a foamed resin laminate sound insulation board according to a thirteenth invention, the foamable resin is made into a foamed resin by heating the foamed resin laminate sound insulation board to the foaming temperature.

[0027] In a foamed resin laminate sound insulation board according to a fifteenth invention, in the twelfth invention, the foamable resin is made to the foamed resin by heating after the foamed resin laminate sound insulation board is worked into a prescribed shape.

[0028] A method for manufacturing a foamed resin laminate sound insulation board according to a sixteenth invention comprises a laminating process for laminating at least an unfoamed foamable resin to be foamed at a foaming temperature by heating and a hard plate; and a process for integrating the foamable resin to the hard plate at a temperature lower than the foaming temperature of the foamable resin.

[0029] A method for manufacturing a foamed resin laminate sound insulation board according to a seventeenth invention comprises the laminating process, the integrating process, and a heating process for making the foamable resin to a foamed resin by heating to the foaming temperature of the foamable resin.

[0030] A method for manufacturing a foamed resin laminate sound insulation board according to an eighteenth invention comprises the laminating process, the integrating process, a molding process for working the laminate into a prescribed shape in the integrated state, and the heating process.

[0031] In a method for manufacturing a foamed resin laminate sound insulation board according to a nineteenth invention, the heating process is carried out simultaneously with the heating process of baking painting.

BRIEF DESCRIPTION OF THE DRAWINGS

[0032] FIG. 1 is a schematic structural view of a foamed resin laminate sound insulation board according to a first embodiment of the present invention, wherein (a) shows the state where a foamable resin is in an unfoamed state, and (b) shows the state where the foamable resin is made to a foamed resin.

[0033] FIG. 2 is a schematic structural view of a foamed resin laminate sound insulation board according to a second embodiment of the present invention, wherein (a) shows the state where a foamable resin is in an unfoamed state, and (b) shows the state where the foamable resin is made to a foamed resin.

[0034] FIG. 3 is a schematic structural view for describing a manufacturing method according to a first embodiment of the present invention.

[0035] FIG. 4 is a schematic structural view of a foamed resin laminate sound insulation board according to another embodiment of the present invention, wherein (a) shows the state where a foamable resin is in an unfoamed state, and (b) shows the state where the foamable resin is made into a foamed resin.

DESCRIPTION OF THE PREFERRED EMBODIMENTS

[0036] Preferred embodiments of the present invention are further described in reference to accompanying drawings.

[0037] The schematic view of a foamed resin laminate sound insulation board 1 as a first embodiment of the present invention is shown in FIG. 1. This foamed resin laminate sound insulation board 1 comprises, as shown in FIG. 1(a), a foamable resin 3a to be foamed by heating to a foaming temperature, a non-foamable resin 4 not foamable even by heating, and a highly rigid hard plate 2 (e.g., steel plate, aluminum alloy plate, etc.), which are laminated and integrated in this order.

[0038] In the foamed resin laminate sound insulation board 1, the foamable resin 3a and the non-foamable resin 4, and the non-foamable resin 4 and the hard plate 2 are thermally fused and adhered to each other by heating and pressurizing, respectively. The temperature of the thermal fusion is set lower than the foaming temperature of the foamable resin 3a, preferably, the melting point of the foamable resin 3a. The adhering method is not limited by thermal fusion, and the adhesion may be carried out, for example, by applying an adhesive followed by pressurization.

[0039] Since the foamed resin laminate sound insulation board 1 is heated at a temperature lower than the foaming temperature of the foamable resin 3a, preferably, a temperature lower than the melting point of the foamable resin 3a, the laminated plate is formed while the unfoamed state is held. This foamed resin laminate sound insulation board 1 is heated to the foaming temperature to make the foamable resin 3a to a foamed resin 3b, as shown in FIG. 1(b), whereby the thickness can be increased.

[0040] In the above structure, since the whole laminated plate can be thinned if the foamable resin 3a is held in the unfoamed state, the foamed resin laminate sound insulation board 1 can be formed into a prescribed shape by working (plastic forming, e.g., press work, bending work, etc.). Accordingly, the foamed resin laminate sound insulation board 1 can be worked into a prescribed shape while ensuring the dimensional and shape precision without restrictions of shape, applicable place and weight. Further, the thickness of the foamable resin 3a is increased by foaming, whereby the rigidity imparting effect can be enhanced, so that the role of the constraining plate of the constraining type vibration damping structure can be sufficiently played. Consequently, the vibration damping performance can be enhanced.

[0041] When the loss factor of the non-foamable resin 4 is set to 0.05-5, vibration energy can be sufficiently absorbed, and high vibration damping performance can be obtained as the constraining type vibration damping structure. The melting point of the non-foamable resin 4 is preferably set higher than the melting point of the foamable resin 3a, because the laminate integrated state can be held even if heated to the foaming temperature of the foamable resin 3a. Further, when

a resin capable of forming closed cells by heating is used as the foamable resin 3a, the reduction in equivalent elastic modulus of the whole foamed resin can be confined to a reduction inversely proportional to one power of the foaming magnification even when foamed at a high magnification.

[0042] When a metal powder is added to the foamable resin 3a or the non-foamable resin 4, the sound insulating performance can be enhanced because the density of the resin 3a, 4 is increased, and when a conductive material is used, the weldability can be improved. When a lubricant is added to the foamable resin 3a, the contact friction with a metal mold in press molding can be reduced to prevent the rupture of the resin. The same effect can be obtained also by sticking a film exclusive for lubrication to the surface of the foamable resin 3a or applying a coating for lubrication thereto.

[0043] When the non-foamable resin 4 is a vibration damping resin, the vibration damping property can be further imparted. The non-foamable resin 4 may be an adhesive layer for integrating the foamable resin 3a to the hard plate 2.

[0044] The schematic view of a foamed resin laminate sound insulation board 1 as a second embodiment of the present invention is shown in FIG. 2. The foamed resin laminate sound insulation board 1 comprises, as shown in FIG. 2(a), a first foamable resin 3a to be foamed by heating to a foaming temperature, a second foamable resin 3c differed in foaming temperature from the first foamable resin 3a, and a highly rigid hard plate 2, which are laminated and integrated in this order.

[0045] In this foamed resin laminate sound insulation board 1, the first foamable resin 3a and the second foamable resin 3c, and the second formable resin 3c and the hard plate 2 are thermally fused and adhered to each other by heating and pressurizing, respectively. The temperature of the thermal fusion is set lower than the foaming temperature. The adhering method is not limited by thermal fusion, and the adhesion may be carried out by applying, for example, an adhesive followed by pressurization.

[0046] Since the foamed resin laminate sound insulation board 1 is heated and thermally fused at a temperature lower than the foaming temperatures of the first foamable resin 3a and the second foamable resin 3c, the laminated plate is formed while the unfoamed state is held. The foamed resin laminate sound insulation board 1 is then heated to the foaming temperature to make the first foamable resin 3a and the first formable resin 3b to a first foamed resin 3c and a second foamed resin 3d, respectively, as shown in FIG. 2(b), whereby the thickness can be increased.

[0047] At this time, the foaming temperatures of the first foamable resin 3a and the second foamable resin 3c are set so that the foaming temperature of the second foamable resin 3c is lower than that of the first foamable resin 3a. The melting point of the second foamable resin 3c is set lower than that of the first foamable resin 3a. Accordingly, the first and second foamable resins can be independently foamed: For example, only the second foamable resin 3c is made into the foamed resin 3d at a certain heating temperature, and the first foamable resin 3a is then made to the foamed resin 3b at a higher heating temperature. The heating temperature for adhering the second foamable resin 3c to the hard plate 2 is preferably set to the foaming temperature capable of foaming the second foamable resin 3c. In the use of a thermosetting resin as the second foamable resin 3c, for example, even if the second foamable resin 3c is foamed by heating, and the first foamable resin 3a and the second foamable resin 3c are then heated to

the foaming temperature, the softening/fusing or new foaming of the second foamable resin 3c which is made into the foamed resin 3d is never caused. Accordingly, the first foamable resin 3a and the second foamable resin 3c can be integrally held integrated as the foamed resin laminate sound insulation board without being dropped out from the hard plate 2.

[0048] It is also preferable to differ not the foaming temperature but the melting point between the first foamable resin and the second foamable resin. In this case, the melting points of the first foamable resin 3a and the second foamable resin 3c are set so that the melting point of the second foamable resin 3c is higher than that of the first foamable resin 3a. The second foamable resin 3c is laminated first on the hard plate, and the first foamable resin 3a is then laminated and adhered by heating. In the use of a thermosetting resin as the second foamable resin 3c, for example, the second foamable resin 3c is never softened even if heated, and the softening/fusing of the second foamable resin 3c which is made into the foamed resin 3d is never caused even if the first foamable resin 3a and the second foamable resin 3c are then heated to the foaming temperature. Accordingly, the first foamable resin 3a and the second foamable resin 3c can be integrally held as the foamed resin laminate sound insulation board without being dropping out from the hard plate 2.

[0049] Further, The rigidity imparting effect is enhanced by increasing the thickness of the first foamable resin 3a by foaming, and the conversion efficiency to thermal energy accompanied by shear deformation of the second foamed resin is enhanced by increasing the viscosity of the second foamable resin 3c and reducing the equivalent elastic modulus in the foamed resin state, whereby an excellent constraining type vibration damping structure can be provided.

[0050] In the above structure, if the first foamable resin 3a and the second foamable resin 3c are held in the unfoamed state, the foamed resin laminate sound insulation board 1 can be made into a desired shape by press work because the thickness of the whole laminated plate is small. Therefore, the foamed resin laminate sound insulation board 1 can be pressed into the prescribed shape while ensuring the dimensional and shape precision without restrictions of shape, applicable place and weight. Further, the rigidity imparting effect can be enhanced by increasing the thickness of the first foamable resin 3a, so that the role of the constraining plate of the constraining type vibration damping structure can be sufficiently played. Consequently, the vibration damping performance can be enhanced.

[0051] When the loss factor of the second foamable resin 3c after foaming is set to 0.05-5, vibration energy can be sufficiently absorbed, and high damping performance can be obtained as the constraining type vibration damping structure. When a resin capable of forming closed cells by heating is used as the first foamable resin 3a and the second foamable resin 3c, the reduction in equivalent elastic modulus can be confined to a reduction inversely proportional to one power of the foaming magnification even if foamed at a high magnification.

[0052] When a resin capable of forming open cells by heating is used as the first foamable resin 3a and the second foamable resin 3c, the equivalent elastic modulus can be remarkably reduced to provide an excellent constraining type vibration damping structure. In addition to this, the foaming magnification is adjusted to form a foamed resin having open

cells, whereby sound absorbing property can be given, and the sound absorbing performance can be thus enhanced in a wide frequency range.

[0053] In addition, the sound isolation board with the optimal sound absorbing performance according to the purpose can be obtained by adjusting the foaming magnification of the first foamable resin and the second foamable resin, using the resin which can form open cells as the first foamable resin which can be foamed by heating.

[0054] When a metal power is added to the first foamable resin 3a or the second foamable resin 3c, the sound insulating performance can be enhanced because the density of the resin 3a, 4 is increased, and when a conductive material is used, the weldability can be improved. When a lubricant is added to the foamable resin 3a, the contact friction with a metal mold can be reduced in press molding to prevent the rupture of the resin. The same effect can be obtained also by sticking a film exclusive for lubrication to the surface of the foamable resin 3a or applying a coating for lubrication thereto.

[0055] The manufacturing process of the foamed resin laminate sound insulation board 1 will be then described in reference to FIGS. 3(a)-(d).

[0056] A foamable resin film is formed first. Materials for constituting the foamable resin 3a are mixed. The materials include a resin and a foaming agent, and a material for imparting adhesive strength, damping strength or lubricating property or a metal powder is added thereto as occasion demands. These materials are sufficiently kneaded, and then sheeted into a foamable resin film, which is then wound in a coil shape.

[0057] The melting point of the resin included in the materials is preferably set lower than the decomposing temperature of the foaming agent by 20-30° C. By doing this, the foaming can be prevented even if the temperature of the resin is raised by the mixing.

[0058] A non-foamable resin film is then formed. Materials for constituting the non-foamable resin 4 are mixed. The materials include a resin, and a material for imparting adhesive strength, damping strength or lubricating property or a metal powder is added thereto as occasion demands. These materials are sufficiently kneaded and then sheeted into a non-foamable resin film, which is then wound in a coil shape.

[0059] The foamable resin film and the non-foamable resin film may be rolled in a coil shape after mutually stuck and integrated by thermal fusion or through an adhesive. In each case, the film foamable resin 3a can be coiled since it is in an unfoamed state with a small thickness. Therefore, the applicable place is not limited because the films can be carried in the coiled shapes and unwound from the coils in a construction site.

[0060] (Laminating Process)

[0061] The non-foamable resin film and foamable resin film are unwound while unwinding the coiled hard plate 2, as shown in FIG. 3(a) to laminate the non-foamable resin 4, the foamable resin 3a and the hard plate 2 in this order.

[0062] (Laminate Integrating Process)

[0063] These materials are heated in the laminated state, as shown in FIG. 3(b), and integrated by thermal fusion to form the foamed resin laminate sound insulation plate 1. At this time, pressurization may be carried out according to the heating. The adhering method is not limited to thermal fusion, and the adhesion and integration may be performed, for example, by applying an adhesive followed by pressurization.

[0064] The thermal fusing temperature of the foamable resin 3a and the non-foamable resin 4 is set lower than the foaming temperature. Therefore, the heating temperature for thermal fusion can be set lower than the foaming temperature, and the thermal fusion can be performed without causing the foaming of the foamable resin 3a even if heated.

[0065] It is unnecessary that the hard plate 2, the non-foamable resin film 4, and the foamable resin film 3a are integrated at the same time as described above. The integration may be performed by adhering the non-foamable resin film 4 to the hard plate 2, and then adhering the foamable resin film 3a to the non-foamable resin film 4. According to this, one laminating process can be more easily carried out because the films are unwound from two coils, than in the case when the films are unwound from three coils.

[0066] When the foamable resin film and the non-foamable resin film are coiled in one as a laminate integrated film, the foamable resin film 3a and the non-foamable resin film 4 can be simultaneously laminated on the hard plate 2 by drawing them from two coils.

[0067] (Molding Process)

[0068] The thus-manufactured foamed resin laminate sound insulation board 1 is further pressed in the laminate integrated state and made into a prescribed shape as shown in FIG. 3(c). At this time, since the foamable resin 3a is in the unfoamed state, it is easy to press with a small thickness. Accordingly, the sound insulation board can be pressed into the prescribed shape while ensuring the dimensional and shape precision without restrictions of shape and applicable place as the laminated board. The molding process is not limited to press work, and plastic forming such as bending work can be adapted. When requiring no working as the application in a flat shape, this process may be omitted.

[0069] (Heating Process)

[0070] The foamable resin 3a is foamed and made into the foamed resin 3b by heating to the foaming temperature as shown in FIG. 3(d). The foamable resin 3a is made into the foamed resin 3b and increased in thickness, whereby the bending rigidity can be enhanced.

[0071] The melting point of the non-foamable resin 4 is preferably set higher than the foaming temperature. By doing this, the laminate integrated state of the foamed resin 3b, the non-foamable resin 4, and the hard plate 2 can be held even after the end of the heating process since the non-foamable resin 4 is not melted even if the foamed resin laminate sound insulation board 1 is heated to the foaming temperature.

[0072] The non-foamable resin 4 is preferably a thermosetting resin. Since the non-foamable resin 4 is cured when the foamed resin laminate sound insulation board 1 is heated to the foaming temperature, the laminate integrated state of the foamable resin 3a, the non-foamable resin 4 and the hard plate 2 can be held, and a required sound insulating performance can be obtained after the end of heating treatment. Further, the non-foamable resin 4 is preferably a thermosetting resin. Since it can be separated from the hard plate by heating to a high temperature, the recyclability can be enhanced.

[0073] The foamable resin 3a is preferably a thermoplastic resin. When the foamed resin laminate sound insulation board 1 is heated to the foaming temperature, the softening of the foamable resin 3a is thus progressed simultaneously with decomposition and gas generation, and the foaming can be sufficiently performed. Further, the foamable resin 3a is preferably a thermosetting resin. In the combination of the first

foamable resin, the second foamable resin and the hard plate, when the thermosetting resin is used as one foamable resin and heated to the foaming temperature, it is cured with foaming. Accordingly, even if heated to the foaming temperature of the other foamable resin, the one foamable resin (after foaming) is never melted or foamed.

[0074] The melting points of the first foamable resin and the second foamable resin are preferably differed to each other. By doing this, since the second foamable resin is never softened even if heated to the foaming temperature in the use of a thermosetting resin as the second foamable resin, the first foamable resin and the second foamable resin can be held in an integrated state without being dropping out from the hard plate, and required sound proofing performance can be obtained after the end of the heating treatment.

[0075] Examples of the thermoplastic resin constituting the foamable resin **3a** includes polyester, nylon, polyolefin, and the like, and its melting point is preferably 100-260° C. since the melting point of polyester terephthalate (PET) is 250-260° C., the melting point of nylon is 179-260° C., the melting point of polyethylene is 100-140° C., and the melting point of polypropylene is 160-170° C. The foamable resin **3a** can be foamed to form the foamed resin **3b** by heating to 120-300° C. A thermosetting resin is also usable when its melting point is within the above range, and as the non-foamable resin **4**, the above resins can be used in the same manner.

[0076] The thermosetting resin to be used can be determined, in both uses as the foamable resin **3a** and the non-foamable resin **4**, according to whether it is used as the foamable resin **3a** or the non-foamable resin **4** and the temperature condition to be used, and is not particularly limited. Polyurethane, thermosetting polyester resin or epoxy resin is preferably used. When the thermosetting resin is used as the foamed resin **3b**, its melting point is preferably 100-260° C. The foamable resin **3a** can be foamed into the foamed resin **3b** by heating to 120-300° C.

[0077] The above foaming temperature is preferably set to 120-300° C. Since the foamable resin in the present invention is apt to deteriorate when heated at a temperature higher than the melting point by about 40° C., it is necessary to set the foaming temperature to not more than a temperature higher than the melting point of the foamable resin by 40° C. at the highest. The foamable resin **3a** can be foamed without deterioration by heating to 120-300° C.

[0078] In the above embodiment, film sheet-shaped foamable resin and non-foamable resin are used in the laminating process and laminate integrating process. This invention is not limited by this, and either one of the foamable resin and the non-foamable resin (in this case, the other may be a film sheet) or the both can be applied to the surface of the hard plate or the surface laminated with the film sheet in a dissolved state or in a state dissolved in a solvent by use of a roll or spray. In this case, the laminating process and the laminate integrating process are simultaneously carried out. When the application is adapted, a drying process is preferably performed after the application.

[0079] As described above, the foamed resin laminate sound insulation board **1** of this embodiment comprises the unfoamed foamable resin **3a** to be foamed at its foaming temperature by heating and the hard plate **2**. The laminated plate is pressed into a prescribed shape as the foamable resin **3a** is held in the unfoamed state, and then heated to make the foamable resin **3a** to the foamed resin **3b**, whereby the thickness can be increased. Therefore, the laminated plate before

foaming can be thinned, and pressed into a prescribed shape while ensuring the dimensional and shape precision without restrictions of shape, applicable place and weight as the laminated plate. Further, the rigidity imparting effect or vibration damping performance can be also enhanced by increasing the thickness of the foamable resin **3a** by foaming.

[0080] In this embodiment, the foamed resin laminate sound insulation board **1** comprising the foamable resin **3a**, the non-foamable resin **4** and the hard plate **2**, which are laminated in this order, is described, but the present invention is not limited thereby. Namely, a foamed resin laminate sound insulation board in which only the foamable resin to be foamed at the foaming temperature by heating is laminated and integrated to the hard plate may be adapted. According to this, the laminated plate before foaming can be thinned, and the thickness of the foamable resin **3a** is increased by foaming without restrictions of shape, applicable place and weight, whereby the rigidity imparting effect can be enhanced to realize a non-constraining type vibration damping structure capable of exhibiting sufficient vibration damping performance.

[0081] As shown in FIG. 4(a), the non-foamable resin **4**, the foamable resin **3a** and the hard plate **2** may be laminated and integrated in this order. The foamable resin **3a** is heated to the foaming temperature and made into the foamed resin **3b**, whereby the elastic modulus can be reduced as the whole foamed resin **3b**. The foamed resin **3b** thus plays the role of an air spring in the state interposed between the non-foamable resin **4** and the hard plate **2**, and a double wall structure can be realized to obtain high sound insulating performance.

[0082] When the loss factor of the foamable resin **3a** is set to 0.05-5, vibration energy can be sufficiently absorbed to suppress the resonance as the double wall structure in which the non-foamable resin **4** and the hard plate **2** is connected to the air spring. Accordingly, high sound insulating performance can be obtained as the double wall structure. The cell dimension is enlarged when the foamable resin **3a** is made to the foamed resin **3b**, whereby the elastic modulus can be reduced as the whole foamed resin. Even if the cell dimension cannot be enlarged, a resin capable of forming open cells by heating is used as the foamable resin **3a**, whereby the elastic modulus can be remarkably reduced as the whole foamed resin because cracking is caused between adjacent cells.

[0083] Further, since a friction or flow resistance is caused when the internal gas in the bubbles flows in the crack generated between the adjacent cells to convert the vibrating energy of the gas to a thermal energy, the sound absorbing performance can be given. According to this, a foamed resin having open cells is laminated on the surface of the hard plate, whereby a foamed resin laminate sound insulation board enhanced in sound absorbing property can be provided. Further, the foamed resin having open cells is arranged between a non-foamed resin or foamed resin having closed cells and the hard plate, whereby a foamed resin laminate sound insulation board having both excellent vibration damping property and sound insulating property can be provided.

[0084] When a lubricant is added to the non-foamable resin **4**, the contact friction with a metal mold in press molding can be reduced to prevent the rupture of the non-foamable resin **4**. The same effect can be obtained also by sticking a film exclusive for lubrication to the surface of the non-foamable resin **4** or applying a coating for lubrication thereto.

[0085] In the example of FIG. 4, a non-foamable material, e.g., metal plate, metal foil or the like, can be used instead of the non-foamable resin.

[0086] In the above-mentioned manufacturing process of the foamed resin laminate sound insulation board 1, the heating process may be carried out simultaneously with a heating treatment for baking finish. Since the mechanism or work for the heating process for foaming the foamable resin is dispensed with, the working efficiency can be enhanced to significantly reduce the manufacturing cost.

[0087] The size and number of cells can be adjusted according to the material of the foamable resin, the quantity of the foaming agent, the progress of foaming, and the like, whereby the thickness of the foamed resin or the damping performance can be adjusted. These conditions are selected according to the required performance of the laminated plate.

[0088] As described above, according to the first invention, since the laminated plate can be thinned if the foamable resin is held in the unfoamed state, the laminated plate is made into a prescribed shape by press work or the like, and then heated to the foaming temperature to make the foamable resin to the foamed resin, whereby the thickness can be increased. Therefore, the laminated plate can be pressed into a prescribed shape while ensuring the dimensional and shape precision without restrictions of shape, applicable place, and weight, and the rigidity imparting effect or vibration damping performance can be enhanced by increasing the thickness of the foamable resin to exhibit the sound proofing performance. When a metal powder is added to the foamable resin, the sound insulating performance can be enhanced because the density of the resin is increased, and when a conductive material, the weldability can be improved.

[0089] According to the second, third and fourth invention, since the laminated plate can be thinned if the first foamable resin and the second foamable resin are kept in the unfoamed state, the laminated plate is made into a prescribed shape by press work or the like, and then heated to the foaming temperature to make the foamable resin to the foamed resin, whereby the thickness can be increased. Therefore, the laminated plate can be pressed into a prescribed shape while ensuring the dimensional and shape precision without restrictions of shape, applicable place and weight, and the rigidity imparting effect or vibration damping performance, sound absorbing performance, and sound insulating performance can be enhanced by increasing the thickness of the foamable resin to exhibit the sound proofing performance. When a metal powder is added to the foamable resin, the sound insulating performance can be enhanced because the density of the resin is increased, and when a conductive material is used, the weldability can be improved.

[0090] When, the foaming temperature of the first foamable resin and the second foamable resin are preferably differed to each other. By doing this, the thermosetting resin is used as one foamable resin and heated to the foaming temperature, it is cured with foaming. Accordingly, even if heated to the foaming temperature of the other foamable resin, the one foamable resin (after foaming) is never melted or foamed.

[0091] When, the melting points of the first foamable resin and the second foamable resin are preferably differed to each other. By doing this, since the second foamable resin is never softened even if heated to the foaming temperature in the use of a thermosetting resin as the second foamable resin, the first foamable resin and the second foamable resin can be held in an integrated state without being dropping out from the hard

plate, and required sound proofing performance can be obtained after the end of the heating treatment.

[0092] Further, a foamed resin having open cells is laminated on the surface of the hard plate, whereby a foamed resin laminate sound insulation board enhanced in sound absorbing property can be provided. Further, the foamed resin having open cells is arranged between a foamed resin having closed cells and the hard plate, whereby a foamed resin laminate sound insulation board having both excellent vibration damping property and sound insulating property can be provided.

[0093] Further, a resin capable of forming open cells by heating is used as the first foamable resin and the second foamable resin, the equivalent elastic modulus can be remarkably reduced to provide an excellent constraining type vibration damping structure. In addition to this, the foaming magnification is adjusted to form a foamed resin having open cells, whereby sound absorbing property can be given, and the sound absorbing performance can be thus enhanced in a wide frequency range.

[0094] According to the fifth and sixth inventions, the foamable resin is heated to the foaming temperature and made into the foamed resin, whereby the elastic modulus as the whole foamed resin can be reduced. Since the foamed resin (the foamable resin after foaming) plays the role of an air spring in the state interposed between the non-foamable material and the hard plate, a double wall structure can be realized to obtain high sound insulating performance.

[0095] When the loss factor of the foamable resin is set to 0.05-5, vibration energy can be sufficiently absorbed, and the resonance of the hard plate and the non-foamable resin can be suppressed to obtain sufficient sound insulating performance. The cell dimension is increased when the foamable resin is made to the foamed resin, whereby the elastic modulus can be reduced as the whole foamed resin. Even if the cell dimension cannot be increased, a resin capable of forming open cells by heating is used as the foamable resin, whereby the elastic modulus can be remarkably reduced as the whole foamed resin, and the sound absorbing performance can be imparted because cracking is caused between adjacent cells.

[0096] Further, when a non-foamable resin is used as the non-foamable material, and a metal powder is added to the non-foamable resin or foamable resin, the sound insulating performance can be enhanced because the density of the resin is increased. When a conductive material is used, the weldability can be improved. When a lubricant is added to the non-foamable resin, the contract friction with a metal mold in press molding can be reduced to prevent the rupture of the non-foamable resin. The same effect can be obtained also by sticking a film exclusive for lubrication to the surface of the non-foamable resin or applying a coating for lubrication thereto.

[0097] According to the seventh invention, the foamable resin is increased in thickness, when heated to the foaming temperature and made into the foamed resin, and high bending rigidity can be obtained so that the role of the constraining plate of the restraining type vibration damping structure can be sufficiently played.

[0098] When the loss factor of the non-foamable resin is set to 0.05-5, vibration energy can be sufficiently absorbed, and high vibration damping performance can be obtained as the restraining type vibration damping structure. When a resin capable of forming closed cells by heating is used as the foamable resin, the reduction in elastic modulus can be con-

fined to a reduction inversely proportional to one power of the foaming magnification even when foamed at a high magnification.

[0099] When a metal powder is added to the foamable resin or the non-foamable resin, the sound insulating performance can be enhanced because the density of the resin is increased, and when a conductive material is used, the weldability can be improved. When a lubricant is added to the foamable resin, the contact friction with a metal mold in press molding can be reduced to prevent the rupture of the foamable resin. The same effect can be obtained also by sticking a film exclusive for lubrication to the surface of the foamable resin or applying a coating for lubrication thereto.

[0100] According to the eighth and twenty-third invention, the foamable resin can be thermally fused as it is held in the unfoamed state to form the laminated plate.

[0101] According to the ninth and twenty-fourth invention, the non-foamable resin can be thermally fused as the foamable resin is held in the unfoamed state to form the laminated plate.

[0102] According to the tenth and twenty-fifth invention, since the non-foamable resin is not melted even if the foamable resin is heated to the foaming temperature, the laminate integrated state of the foamable resin made to the foamed resin, the non-foamable resin, and the hard plate can be held even after the heating foaming treatment.

[0103] According to the eleventh and twenty-sixth invention, when a thermosetting resin is used as the non-foamable resin, the laminate integrated state of the foamable resin, the non-foamable resin and the hard plate can be held because the non-foamable resin is not softened when heated once even if the laminated plate is heated to the foaming temperature, and a required sound preventing performance can be obtained after the end of the heating treatment. In the laminated plate in which the non-foamable resin, the foamable resin and the hard plate are laminated in this order, sufficient rigidity can be obtained as the constraining plate of the constraining type vibration damping structure. When a thermoplastic resin is used as the non-foamable resin, the recyclability can be enhanced because it can be separated from the hard plate by heating to a high temperature.

[0104] According to the twelfth and the twenty-seventh invention, when a thermoplastic resin is used as the foamable resin, the foamable resin can be sufficiently foamed, when heated to the foaming temperature, since its softening is progressed simultaneously with decomposition and gas generation. Further, A thermosetting resin can be used as the foamable resin. In a combination of two or more foamable resins, when the thermosetting resin is used as one foamable resin and heated to the foaming temperature, it is not soft, and the one foamable resin (after foaming) is thus never melted even if heated to the foaming temperature of the other foamable resin.

[0105] According to the thirteenth, fourteenth, twenty-eighth and twenty-ninth invention, the foamable resin can be foamed by heating at 120-300° C. Examples of the foamable resin include polyesters, nylons, and polyolefins.

[0106] According to the fifteenth and thirtieth invention, a foaming agent is mixed to the resin whereby the foamable resin to be foamed by heating can be formed. In order to mix the foaming agent, the melting point of the resin is set preferably lower than the decomposing temperature of the foaming agent by 20-30° C.

[0107] According to the sixteenth and thirty-first invention, the foamable resin can be foamed without deterioration by heating to 120-300° C.

[0108] According to the seventeenth, eighteenth, thirty-second and thirty-third inventions, the foamable resin is made to the foamed resin by heating, and the hard plate is reinforced by the rigidity imparting effect, whereby high vibration damping performance and sound insulating performance can be obtained.

[0109] According to the nineteenth invention, the foamable resin can be laminated and integrated in the laminating process as it is held in the unfoamed state.

[0110] According to the twentieth invention, the foamable resin is thereafter made into the foamed resin by heating in the heating process, and the thickness is increased to enhance the bending rigidity, whereby the vibrating damping performance can be enhanced as the retraining type vibration damping structure, or the sound insulating performance can be enhanced as the double wall sound insulating structure by increasing the thickness with foaming to reduce the spring constant. Therefore, the hard plate can be reinforced with the foamed resin, or the vibration damping performance or sound insulating performance as the laminated plate is enhanced, whereby sound proofing performance can be exhibited.

[0111] According to the twenty-first invention, the laminated plate is made into a prescribed shape by press work or the like in the molding process, and the foamable resin is made to the foamed resin in the heating process. Therefore, the laminated plate can be worked into a prescribed shape while ensuring the dimensional and shape precision without restrictions of shape, applicable place, and weight, and the vibrating damping performance and sound insulating performance can be enhanced to exhibit sound proofing performance.

[0112] According to the twenty-second invention, since the mechanism or work for the heating process for forming the foamable resin is dispensed with, the working efficiency can be enhanced to significantly reduce the manufacturing cost.

What is claimed is:

1. A liquid crystal display device which having a plurality of pixel region, each of the pixel region having at least two electrode which drive a liquid crystal, the pixel region comprising:

a first electrode, a second electrode, a first switching element, a second switching element, a capacitance signal line, a first drain line, a second drain line, a gate line, wherein

the first electrode is connected to the first switching element and the first drain line through the first switching element,

the second electrode is connected to the second switching element and the second drain line through the second switching element,

the first electrode and the second electrode are connected to the same gate line through the first or second switching element,

the first electrode and the second electrode are arranged in the position which overlapped on the same capacitance signal line.

2. A liquid crystal display device according to claim 1, wherein the capacitance signal line is arranged in parallel to the gate line.

3. A liquid crystal display device according to claim 1, wherein the first drain line is arranged next to the second drain line of the adjoining pixel region.

4. A liquid crystal display device according to claim 1, wherein a capacitance value between the first electrode and the capacitance signal line is substantially equal to a capacitance value between the second electrode and the capacitance signal line.

5. A liquid crystal display device according to claim 1, wherein the first electrode and the second electrode are formed of a light transmitting conductive film,

the overlapped area of the capacitance signal line and the second pixel electrode differs from the overlapped area of the capacitance signal line and the first pixel electrode.

6. A liquid crystal display device according to claim 4, wherein the second electrode is formed having a plurality of slit, the first electrode is formed without a slit.

7. A liquid crystal display device according to claim 5, wherein the overlapped area of the capacitance signal line and the second pixel electrode is larger than the overlapped area of the capacitance signal line and the first pixel electrode.

* * * * *

专利名称(译)	液晶显示装置		
公开(公告)号	US20090040409A1	公开(公告)日	2009-02-12
申请号	US12/232650	申请日	2008-09-22
[标]申请(专利权)人(译)	株式会社日立显示器		
申请(专利权)人(译)	日立显示器有限公司.		
当前申请(专利权)人(译)	松下液晶显示CO., LTD. 日立显示器有限公司.		
[标]发明人	ONO KIKUO OKE RYUTARO		
发明人	ONO, KIKUO OKE, RYUTARO		
IPC分类号	G02F1/133 G02F1/1343 G02F1/1368 G02F1/1362		
CPC分类号	G02F1/134363 G02F1/13624 G02F1/136213 G02F2001/134372		
优先权	2003209552 2003-08-29 JP		
其他公开文献	US7898629		
外部链接	Espacenet USPTO		

摘要(译)

本发明提供一种发泡树脂层压隔音板，其能够发挥隔音性能，不受形状，适用场所和重量的限制，作为整个层压板减薄，以提高压力加工等塑性加工性，并提供足够的加热发泡过程后最终使用状态下的减振性能。该发泡树脂层压隔音板1是层压板，其至少包括通过加热在发泡温度下发泡的未发泡的可发泡树脂3a和硬板2。

