



US007256855B2

(12) **United States Patent**
Baek

(10) **Patent No.:** **US 7,256,855 B2**
(45) **Date of Patent:** **Aug. 14, 2007**

(54) **LIQUID CRYSTAL DISPLAY DEVICE**

(75) Inventor: **Heum-Il Baek**, Seoul (KR)

(73) Assignee: **LG.Philips LCD Co., Ltd.**, Seoul (KR)

(*) Notice: Subject to any disclaimer, the term of this patent is extended or adjusted under 35 U.S.C. 154(b) by 39 days.

(21) Appl. No.: **10/876,726**

(22) Filed: **Jun. 28, 2004**

(65) **Prior Publication Data**

US 2005/0140906 A1 Jun. 30, 2005

(30) **Foreign Application Priority Data**

Dec. 26, 2003 (KR) 10-2003-0097884

(51) **Int. Cl.**
G02F 1/1343 (2006.01)

(52) **U.S. Cl.** **349/144**; 349/146

(58) **Field of Classification Search** 349/106,
349/108, 109, 143, 144, 146; 359/242, 267;
313/517, 519, 521

See application file for complete search history.

(56) **References Cited**

U.S. PATENT DOCUMENTS

4,892,391 A * 1/1990 Stewart et al. 349/143

5,642,176 A * 6/1997 Abukawa et al. 349/106
5,757,452 A * 5/1998 Masaki et al. 349/110
5,777,707 A * 7/1998 Masaki et al. 349/110
5,899,550 A * 5/1999 Masaki 349/109
6,888,604 B2 * 5/2005 Rho et al. 349/146
6,989,876 B2 * 1/2006 Song et al. 349/109
2002/0093027 A1 * 7/2002 Zhong et al. 257/98
2003/0193629 A1 * 10/2003 Yamaguchi 349/61
2004/0046725 A1 * 3/2004 Lee 345/88
2004/0051724 A1 * 3/2004 Elliott et al. 345/694
2004/0227890 A1 * 11/2004 Chung et al. 349/141

FOREIGN PATENT DOCUMENTS

JP 60-061724 * 4/1985
JP 4-355722 12/1992
KR 2004-0023241 3/2004

* cited by examiner

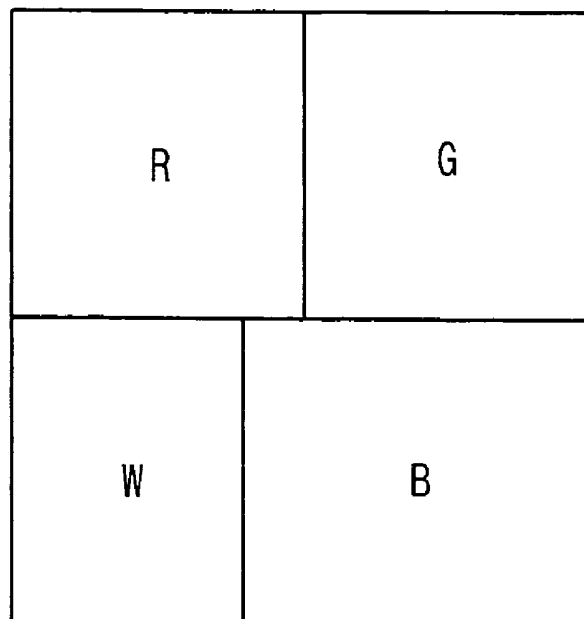
Primary Examiner—Toan Ton

(74) *Attorney, Agent, or Firm*—Morgan, Lewis & Bockius LLP

(57) **ABSTRACT**

A liquid crystal display device includes a red sub-pixel having a first area, a green sub-pixel having a second area, a blue sub-pixel having a third area, a white sub-pixel having a fourth area, and a backlight supplying a light to the red, green, blue, and white sub-pixels. The fourth area is smaller than the third area.

12 Claims, 4 Drawing Sheets



← P

FIG. 1
RELATED ART

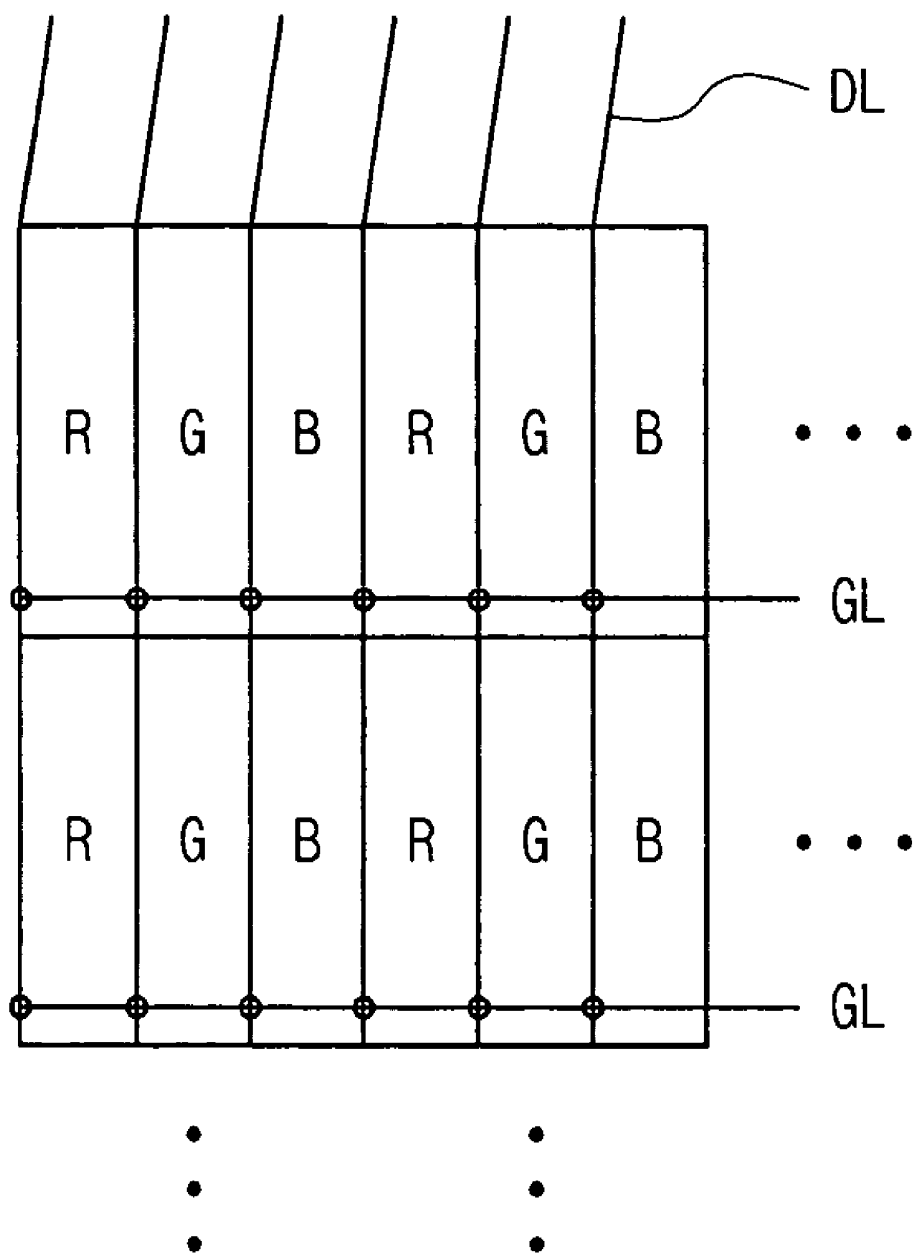


FIG. 2

RELATED ART

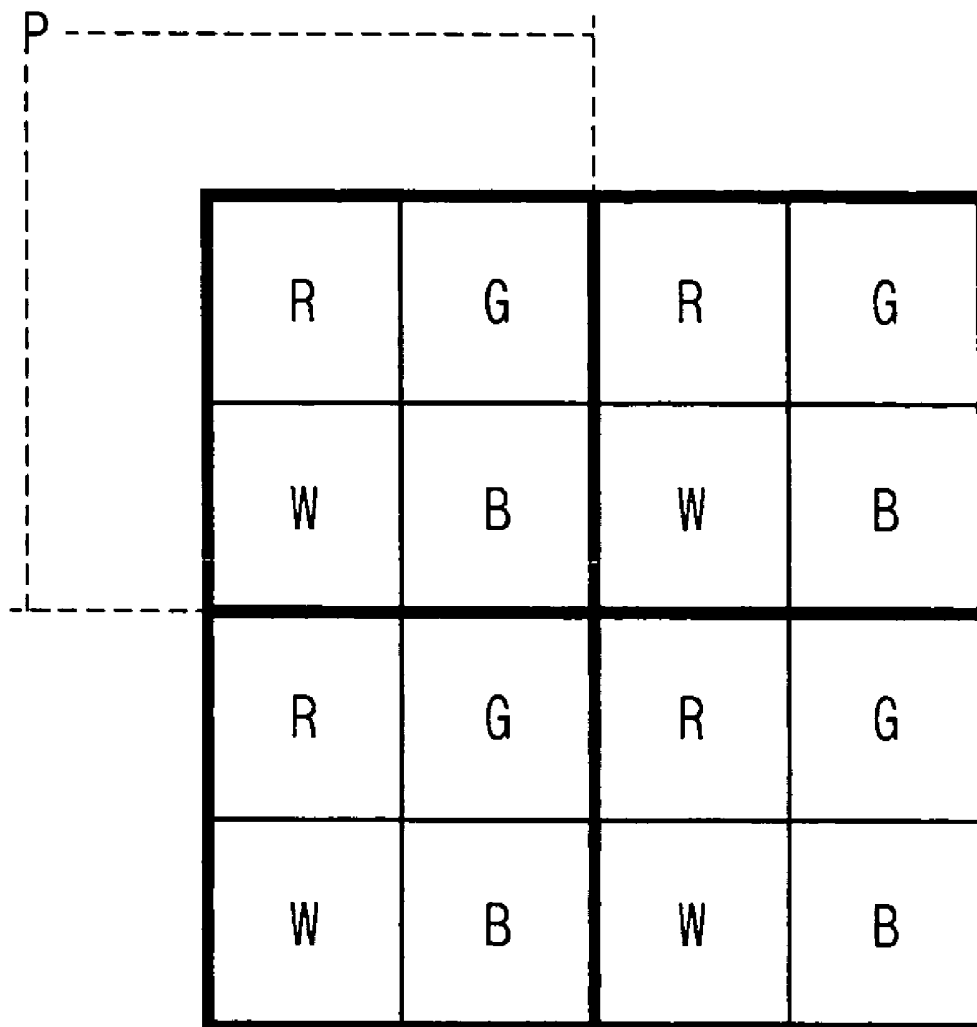


FIG. 3
RELATED ART

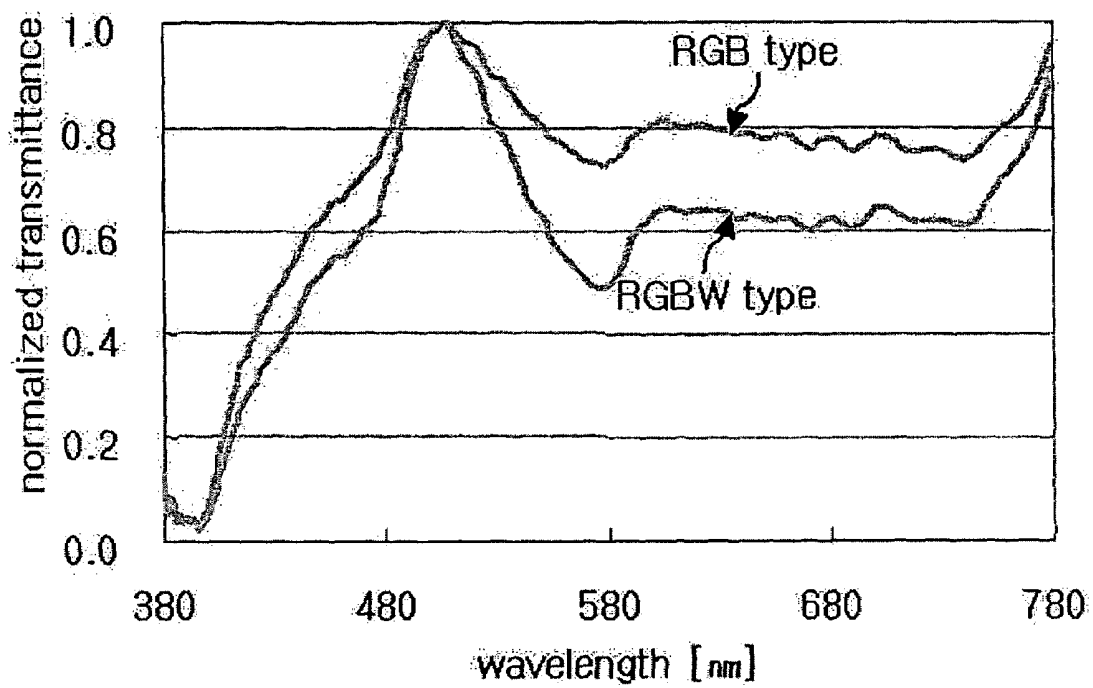


FIG. 4

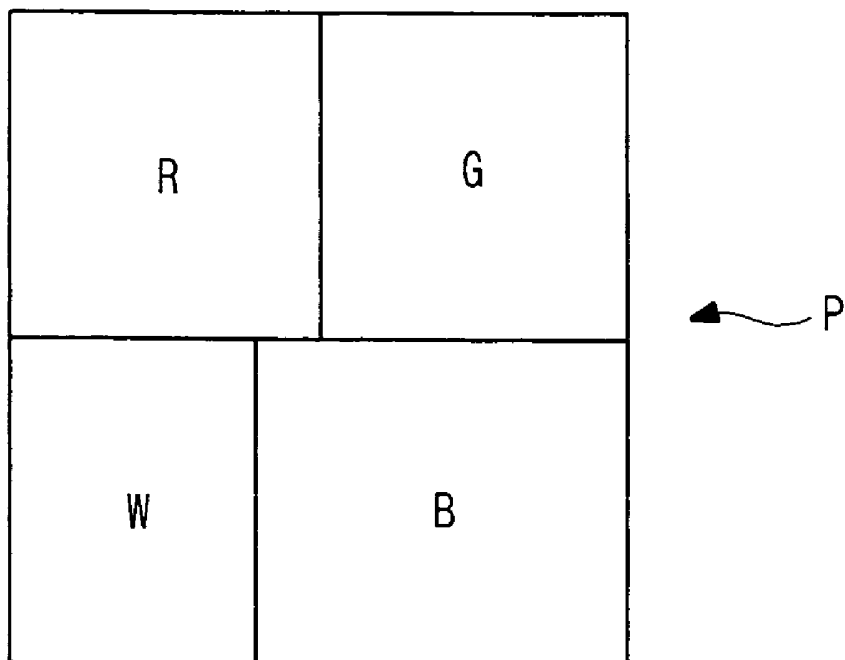
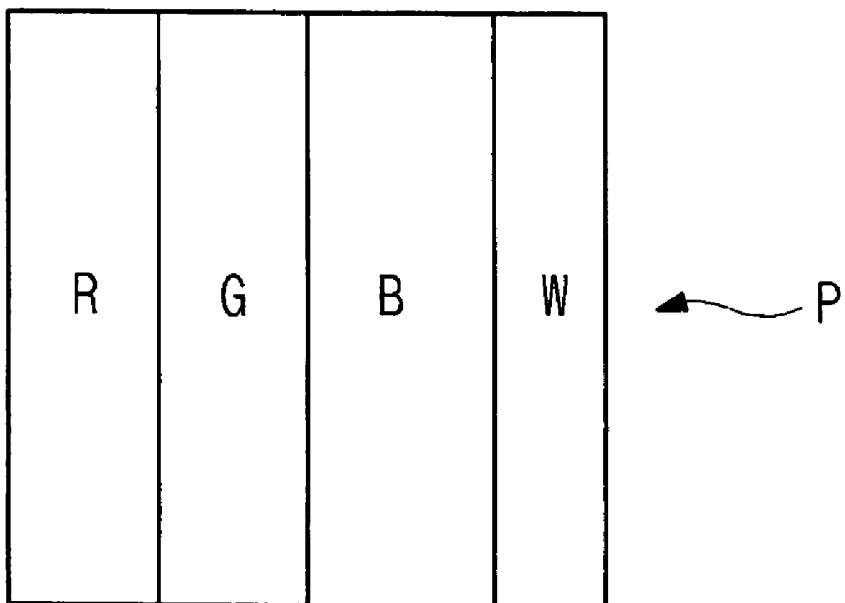


FIG. 5



LIQUID CRYSTAL DISPLAY DEVICE

The present invention claims the benefit of Korean Patent Application No. 2003-97884, filed in Korea on Dec. 26, 2003, which is hereby incorporated by reference.

BACKGROUND OF THE INVENTION

1. Field of the Invention

The present invention relates to a liquid crystal display device and a display device, and more particularly, to an RGBW type liquid crystal display device having red, green, blue, white sub-pixels.

2. Discussion of the Related Art

In the past, a cathode ray tube (CRT) or a television monitor has been used as a display device. More recently, a flat panel display device, such as a liquid crystal display device (LCD), a plasma display panel (PDP), a field emission display, and an electro-luminescence display (ELD), has been used as a display device. Of those devices, a liquid crystal device is used because it is thin, lightweight, and consumes low power. A liquid crystal display device displays video information with a plurality of pixels arranged in a matrix structure. In general, a pixel has red, green, and blue sub-pixels.

FIG. 1 is a view of an RGB stripe type display device according to related art. In FIG. 1, gate and data lines "GL" and "DL" cross each other to define a sub-pixel region. Red, green, blue sub-pixels "R", "G", and "B" are arranged along a row, and constitute a pixel.

In general, the RGB stripe type display device has been used. In addition to an RGB stripe type and an RGB delta type and an RGB mosaic type may be adapted to a liquid crystal display device. Nowadays, an RGBW type liquid crystal display device having R, G, and B sub-pixels and further a white sub-pixel W is being used.

FIG. 2 is a view of an RGBW quad-type display device having red, green, blue, and white sub-pixels according to related art. In FIG. 2, red, green, blue, and white sub-pixels "R", "G", "B", and "W" constitute a pixel "P." A plurality of pixels "P" are arranged in a matrix structure. The RGBW quad-type liquid crystal display device has a higher white brightness than the RGB stripe type liquid crystal display device because of the additional white sub-pixel "W" in the RGBW quad-type liquid crystal display.

FIG. 3 depicts spectrum of the transmittances of the related art RGB type and RGBW type liquid display devices, respectively. In FIG. 3, light of wavelength higher than 500 nm has higher transmittance than light of wavelength lower than 500 nm. Accordingly, when RGB and RGBW type liquid crystal display devices operate at the same backlight color temperature, the RGBW type liquid crystal display device has a yellow-shifted white color coordinate in CIE (Commission Internationale de l'Eclairage) chromatic diagram.

TABLE 1 displays variations in color coordinates of the RGB and RGBW types liquid crystal display devices corresponding to various backlight color temperatures according to the related art. In TABLE 1, when RGB and RGBW types liquid crystal display devices operate with same backlight color temperature, the RGBW type liquid crystal display device has higher white color coordinate values than the RGB liquid crystal display device.

TABLE 1

Temperature of a backlight		6961 K		7520 K		8293 K	
5	Color coordinate of a back light	x	y	x	y	x	y
	RGB type	White	0.310 0.298	0.306 0.291	0.298 0.286	0.317 0.317	0.317 0.317
	Red	0.610 0.469	0.609 0.467	0.604 0.465	0.604 0.465	0.604 0.465	0.604 0.465
	Green	0.306 0.458	0.302 0.455	0.303 0.455	0.303 0.455	0.303 0.455	0.303 0.455
	Blue	0.147 0.119	0.146 0.116	0.146 0.115	0.146 0.115	0.146 0.115	0.146 0.115
10	RGBW type	White	0.325 0.332	0.319 0.325	0.313 0.321	0.321 0.321	0.321 0.321
	Red	0.605 0.466	0.604 0.464	0.598 0.461	0.598 0.461	0.598 0.461	0.598 0.461
	Green	0.306 0.456	0.302 0.454	0.303 0.453	0.303 0.453	0.303 0.453	0.303 0.453
	Blue	0.149 0.122	0.148 0.118	0.148 0.117	0.148 0.117	0.148 0.117	0.148 0.117

15 The related art RGB and RGBW types liquid crystal display devices suffer from the following problem. For the white color coordinate value of the RGBW liquid crystal display device to match the white color coordinate value of the RGB liquid crystal display device, the backlight of the RGBW liquid crystal display device should have a higher color temperature than the backlight of the RGB liquid crystal display device. For example, referring to TABLE 1, when a backlight of the RGB liquid crystal display device has color temperature of 6919K, and a backlight of the RGBW liquid crystal display device has color temperature of 8293K, the RGBW liquid crystal display device has substantially same white color coordinate value as the RGB liquid crystal display device.

SUMMARY OF THE INVENTION

Accordingly, the present invention is directed to a liquid crystal display device that substantially obviates one or more of problems due to limitations and disadvantages of the related art.

25 An object of the present invention is to provide a liquid crystal display device that generates the same white color coordinate as an RGB type liquid crystal display device without an increase in the color temperature of a backlight.

40 Another object of the present invention is to provide a display device that generates the same white color coordinate as an RGB type liquid crystal display device without an increase in the color temperature of a backlight.

45 Additional features and advantages of the invention will be set forth in the description which follows, and in part will be apparent from the description, or may be learned by practice of the invention. The objectives and other advantages of the invention will be realized and attained by the structure particularly pointed out in the written description and claims hereof as well as the appended drawings.

50 To achieve these and other advantages and in accordance with the purpose of the present invention, as embodied and broadly described, the liquid crystal display device includes a red sub-pixel having a first area, a green sub-pixel having a second area, a blue sub-pixel having a third area, a white sub-pixel having a fourth area, and a backlight supplying a light to the red, green, blue, and white sub-pixels. The fourth area is smaller than the third area.

60 In another aspect, the display device includes a red sub-pixel having a first area, a green sub-pixel having a second area, a blue sub-pixel having a third area, a white sub-pixel having a fourth area; and a light source supplying a light to the red, green, blue, and white sub-pixels. The fourth area is smaller than the third area.

65 It is to be understood that both the foregoing general description and the following detailed description are exem-

plary and explanatory and are intended to provide further explanation of the invention as claimed.

BRIEF DESCRIPTION OF THE DRAWINGS

The accompanying drawings, which are included to provide a further understanding of the invention and are incorporated in and constitute a part of this specification, illustrate embodiments of the invention and together with the description serve to explain the principles of the invention. In the drawings:

FIG. 1 is a view of an RGB stripe type display device according to related art;

FIG. 2 is a view of an RGBW quad-type display device having red, green, blue, and white sub-pixels according to related art;

FIG. 3 depicts spectrum of the transmittances of the related art RGB type and RGBW type liquid display devices, respectively;

FIG. 4 is a view of an exemplary RGBW quad type liquid crystal display device according to an embodiment of the present invention; and

FIG. 5 is a view of an exemplary RGBW stripe type liquid crystal display device according to an embodiment of the present invention.

DETAILED DESCRIPTION OF THE PREFERRED EMBODIMENTS

Reference will now be made in detail to the illustrated embodiments of the present invention, which are illustrated in the accompanying drawings.

FIG. 4 is a view of an exemplary RGBW quad type liquid crystal display device according to an embodiment of the present invention. Referring to FIG. 4, a pixel "P" has red, green, blue, and white sub-pixels "R", "G", "B", and "W" displaying red, green, blue, and white color, respectively. The sub-pixels form two rows and two columns of the pixel "P." An RGBW quad type liquid crystal display device has a plurality of pixels arranged in a matrix type.

Although not shown in FIG. 4, each of red, green, blue, and white sub-pixels "R", "G", "B", and "W" has a thin film transistor, a gate line and a data line connected with the thin film transistor disposed adjacent to crossings of the gate line and the data line. Since the green and white sub-pixels are brighter than the red and blue sub-pixels, the green and white sub-pixels "G" and "W" may be disposed diagonally with respect to each other to display a more uniform color brightness.

The white sub-pixel "W" has a smaller area than the blue sub-pixel "B." The red sub-pixel "R" has substantially the same area as the green sub-pixel "G." Each of red and green sub-pixels "R" and "G" has a smaller area than the blue sub-pixel "B", and has larger area than the white sub-pixel "W." The respective areas of the red, green, blue, and white sub-pixels satisfy the following relation: $B > R = G > W$.

TABLE 2 shows variations in color coordinates of the RGBW type liquid crystal display devices corresponding to various backlight color temperatures according to embodiments of the present invention when the relative ratio of the areas of red, green, blue, and white sub-pixels is about $R:G:B:W=1:1:1:0.9$. In TABLE 2, when the RGBW type liquid crystal display device has a backlight color temperature of about 7520 K, the RGBW type liquid crystal display device has substantially the same white color coordinate values as the RGB liquid crystal display device operating with a backlight color temperature of about 6961 K. More-

over, the RGBW type liquid crystal display device operating with a backlight color temperature lower than that of the related art has substantially the same white color coordinate values as the RGB liquid crystal display device at a backlight color temperature of about 6961 K.

TABLE 2

Temperature of a backlight		6961 K		7520 K		8293 K	
Color coordinate of a back light		x	y	x	y	x	y
		0.310	0.298	0.306	0.291	0.298	0.286
RGB type	White	0.316	0.328	0.310	0.321	0.303	0.317
	Red	0.610	0.469	0.609	0.467	0.604	0.465
	Green	0.306	0.458	0.302	0.455	0.303	0.455
	Blue	0.147	0.119	0.146	0.116	0.146	0.115
RGBW type	White	0.321	0.331	0.315	0.323	0.309	0.321
	Red	0.605	0.345	0.604	0.342	0.598	0.344
	Green	0.306	0.582	0.302	0.580	0.303	0.578
	Blue	0.148	0.117	0.148	0.114	0.147	0.112

TABLE 3 shows variations in color coordinates of the RGBW type liquid crystal display devices corresponding to various backlight color temperatures according to embodiments of the present invention when the relative ratio of the areas of red, green, blue, and white sub-pixels is about $R:G:B:W=1:1:1.2:0.8$. In TABLE 3, the RGBW type liquid crystal display device operating with a backlight color temperature of about 6961 K has substantially same white color coordinate value as the RGB liquid crystal display device operating with a backlight color temperature of about 6961 K. Accordingly, in embodiments of the present invention, the RGBW type liquid crystal display device operating with a backlight color temperature lower than the related art has substantially the same white color coordinate value as the RGB liquid crystal display device operating with a backlight color temperature of about 6961 K.

TABLE 3

Temperature of a backlight		6961 K		7520 K		8293 K	
Color coordinate of a back light		x	y	x	y	x	y
		0.310	0.298	0.306	0.291	0.298	0.286
RGB type	White	0.316	0.328	0.310	0.321	0.303	0.317
	Red	0.610	0.469	0.609	0.467	0.604	0.465
	Green	0.306	0.458	0.302	0.455	0.303	0.455
	Blue	0.147	0.119	0.146	0.116	0.146	0.115
RGBW type	White	0.317	0.327	0.310	0.318	0.304	0.316
	Red	0.606	0.344	0.605	0.342	0.599	0.344
	Green	0.306	0.582	0.302	0.580	0.303	0.578
	Blue	0.148	0.117	0.147	0.113	0.147	0.112

Although the above-mentioned embodiments of the present invention are directed to an exemplary RGBW quad liquid crystal display device as depicted in FIG. 4, the present invention is applicable to other types of RGBW type liquid crystal display devices including the exemplary RGBW stripe type liquid crystal device depicted in FIG. 5. In the RGBW stripe type liquid crystal device, the red, green, blue, and white sub-pixels are disposed along a row within the pixel "P." Moreover, the present invention is applicable to a non-luminous display device having a light source, such as a backlight.

It will be apparent to those skilled in the art that various modifications and variations can be made in embodiments of the present invention without departing from the spirit or scope of the invention. Thus, it is intended that the present invention cover the modifications and variations of this invention provided they come within the scope of the appended claims and their equivalents.

5

What is claimed is:

1. A liquid crystal display device, comprising:
a red sub-pixel having a first area;
a green sub-pixel having a second area;
a blue sub-pixel having a third area;
a white sub-pixel having a fourth area, which is smaller
than the third area; and
a backlight supplying a light to the red, green, blue, and
white sub-pixels,
wherein the first and third areas share a common linear
boundary and the second and fourth areas do not share
a common linear boundary.
2. The liquid crystal display device according to claim 1,
wherein a ratio of the third area to the fourth area is about
1:(0.9/1.1)~(0.8/1.2).
3. The liquid crystal display device according to claim 1,
wherein the third area is larger than the first area and the
second area, respectively, and the fourth area is smaller than
the first area and the second area, respectively.
4. The liquid crystal display device according to claim 3,
wherein the first area is substantially same as the second
area.
5. The liquid crystal display device according to claim 1,
wherein red, green, blue and white sub-pixels are disposed
to form a quad arrangement.
6. The liquid crystal display device according to claim 5,
wherein the green sub-pixel and the white sub-pixel are
disposed diagonally with respect to each other.

6

7. The liquid crystal display device according to claim 2,
wherein the backlight has color temperature of about 6961K
to 7520 K.

8. A display device, comprising:

- a red sub-pixel having a first area;
- a green sub-pixel having a second area;
- a blue sub-pixel having a third area;
- a white sub-pixel having a fourth area, which is smaller
than the third area; and
- a light source supplying a light to the red, green, blue, and
white sub-pixels,
wherein the first and third areas share a common linear
boundary and the second and fourth areas do not share
a common linear boundary.

9. The display device according to claim 8, wherein the
third area is larger than the first area and the second area,
respectively, and the fourth area is smaller than the first area
and the second area, respectively.

10. The display device according to claim 9, wherein the
first area is substantially same as the second area.

11. The display device according to claim 8, wherein red,
green, blue and white sub-pixels are disposed to form a quad
arrangement.

12. The display device according to claim 11, wherein the
green sub-pixel and the white sub-pixel are disposed diago-
nally with respect to each other.

* * * * *

专利名称(译)	液晶显示装置		
公开(公告)号	US7256855	公开(公告)日	2007-08-14
申请号	US10/876726	申请日	2004-06-28
[标]申请(专利权)人(译)	乐金显示有限公司		
申请(专利权)人(译)	LG.PHILIPS LCD CO. , LTD.		
当前申请(专利权)人(译)	LG DISPLAY CO. , LTD.		
[标]发明人	BAEK HEUM IL		
发明人	BAEK, HEUM-IL		
IPC分类号	G02F1/1343 G02F1/1335		
CPC分类号	G02F1/133514 G02F2201/52		
优先权	1020030097884 2003-12-26 KR		
其他公开文献	US20050140906A1		
外部链接	Espacenet USPTO		

摘要(译)

一种液晶显示装置，包括：红色子像素，具有第一区域;绿色子像素，具有第二区域;蓝色子像素，具有第三区域;白色子像素，具有第四区域;以及背光源，红色，绿色，蓝色和白色子像素的光。第四区域小于第三区域。

