



(12) **EUROPEAN PATENT APPLICATION**

- (43) Date of publication: **06.03.2002 Bulletin 2002/10** (51) Int Cl.⁷: **C09K 19/20, C09K 19/30, C09K 19/44, C09K 19/46, G02F 1/13**
- (21) Application number: **01120612.5**
- (22) Date of filing: **29.08.2001**

(84) Designated Contracting States:
AT BE CH CY DE DK ES FI FR GB GR IE IT LI LU MC NL PT SE TR
 Designated Extension States:
AL LT LV MK RO SI

- **Kuriyama, Takeshi**
Konosu-shi, Saitama (JP)
- **Kawakami, Shotaro**
Oosato-gun, Saitama (JP)
- **Ohnishi, Hiroyuki**
Saitama-shi, Saitama (JP)
- **Takatsu, Haruyoshi**
Higashiyamoto-shi, Tokyo (JP)

(30) Priority: **31.08.2000 JP 2000262851**

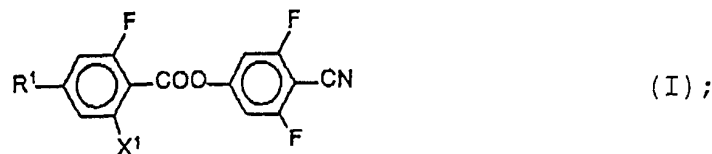
(71) Applicant: **DAINIPPON INK AND CHEMICALS, INC.**
Itabashi-ku Tokyo (JP)

(74) Representative: **Albrecht, Thomas, Dr. et al**
Kraus & Weisert, Thomas-Wimmer-Ring 15
80539 München (DE)


(72) Inventors:
 • **Sudo, Go**
Minamisaitama-gun, Saitama (JP)

(54) **Liquid crystal display apparatus**


(57) A supertwisted nematic liquid crystal display comprising: a pair of substrates each having a liquid crystal orientation-controlling layer and a transparent electrode; a liquid crystal material held between said substrates; and at least one polarizing sheet provided on at least one of said substrates, wherein said liquid crystal material comprises:
 (a) a compound represented by formula (I):



and (b) at least one compound selected from the group consisting of: compounds represented by formula (II):



and compounds represented by formula (III):



Description

FIELD OF THE INVENTION

5 [0001] This invention relates to a supertwisted nematic liquid crystal device having reduced dependence of threshold voltage on temperature and frequency.

BACKGROUND OF THE INVENTION

10 [0002] Supertwisted nematic liquid crystal displays (hereinafter abbreviated as STN-LCDs) have found wide uses and have been required to satisfy various characteristics to cope with still wide applications. For example, STN-LCDs for use in personal digital assistances (PDAs) have been required to be capable of displaying a vast volume of information and to exhibit satisfactory display quality over a broad operating temperature. Addition of an electrical temperature-compensating circuit to the driving circuit has been adopted to reduce the influences of the surrounding temperature. However, the addition of an extra circuit involves process complication, which results in a reduction of yield. Therefore, it has been desired that the threshold voltage of LCDs be insusceptible to the temperature influences. Further, in a multiplexing drive system for displaying a large volume of information, it has also been demanded that the threshold voltage of STN-LCDs should show no fluctuation in a frequency range of the driving voltage which varies according to the duty ratio and the contents of display. That is, STN-LCDs, the threshold voltage of which has reduced temperature dependence as well as reduced frequency dependence within an operating temperature range, have been demanded. Fulfillment of these requirements will make it possible to obtain a satisfactory display that is not influenced by the surrounding temperature even when placed under severe temperature conditions, such as in outdoor use. Although various approaches have been proposed as described in JP-A-4-296387 (The term "JP-A" as used herein means an "unexamined published Japanese patent application"), JP-A-4-300681, JP-A-7-209624, JP-A-9-157654, WO89/08102 and WO91/08184, the degrees of improvements in temperature dependence or frequency dependence of threshold voltage by these approaches are not satisfactory, and further improvements in liquid crystal compounds, liquid crystal compositions or STN-LCDs have still been demanded.

SUMMARY OF THE INVENTION

30 [0003] An object of the present invention is to provide an STN-LCD, the threshold voltage of which has reduced temperature dependence and frequency dependence in its operating temperature range.

[0004] Other objects and effects of the present invention will be apparent from the following description.

35 [0005] The objects of the invention have been achieved by providing a supertwisted nematic liquid crystal display comprising:

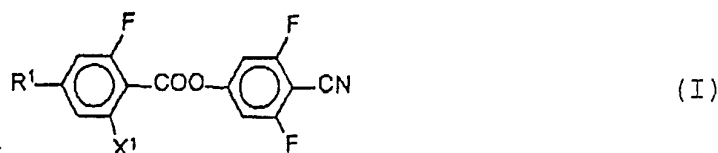
a pair of substrates each having a liquid crystal orientation-controlling layer and a transparent electrode;
a liquid crystal material held between said substrates; and
at least one polarizing sheet provided on at least one of said substrates,

40

wherein said liquid crystal material comprises:


(a) a compound represented by formula (I):

45




50

wherein R¹ represents an alkyl group having 1 to 16 carbon atoms, an alkenyl group having 2 to 16 carbon atoms, an alkenyloxy group having 3 to 16 carbon atoms; and X¹ represents a hydrogen atom or a fluorine atom; and
55 (b) at least one compound selected from the group consisting of: compounds represented by formula (II):



10 wherein R² represents a fluorine-substituted or unsubstituted alkyl group having 1 to 16 carbon atoms, a fluorine-substituted or unsubstituted alkoxy group having 1 to 16 carbon atoms, an alkenyl group having 2 to 16 carbon atoms, an alkoxyalkyl group having 2 to 16 carbon atoms, or an alkenyloxy group having 3 to 16 carbon atoms; and compounds represented by formula (III):



20 wherein R³ has the same meaning as R²,

wherein said liquid crystal display satisfies:

25 condition formula (i):

$$\left| \frac{V_{th}(-20^{\circ}\text{C}) - V_{th}(50^{\circ}\text{C})}{70^{\circ}\text{C}} \right| \leq 3\text{mV}/^{\circ}\text{C} \quad (\text{i})$$

30 wherein V_{th}(-20°C) and V_{th}(50°C) represent the threshold voltage of the liquid crystal display measured at a temperature of -20°C and 50°C, respectively, with an applied voltage having a square wave form and a frequency of 100 Hz; and

condition formula (ii):

35

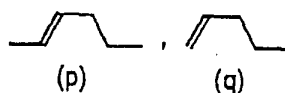
$$\left| \frac{V_{th}(5000\text{Hz}) - V_{th}(100\text{Hz})}{V_{th}(100\text{Hz})} \right| \leq 0.3 \quad (\text{ii})$$

40 wherein V_{th}(5000Hz) and V_{th}(100Hz) represent the threshold voltage of the liquid crystal display measured at -20°C with an applied voltage having a square wave form and a frequency of 5000 Hz and 100 Hz, respectively.

45 **[0006]** The temperature dependence of threshold voltage is represented by the left side of condition formula (i). If this value exceeds 3 mV, satisfactory display quality cannot be secured because the display has too faint image in a low temperature range and too deep image in a high temperature range. The frequency dependence of threshold voltage is defined by the left side of condition formula (ii). Since the frequency of applied voltage varies according to the duty ratio or the contents of a display in a multiplexing driving system, which is a driving system for STN-LCDs, a threshold voltage frequency dependence exceeding 0.3 results in display unevenness due to visible changes of threshold voltage with the display contents. Because the threshold voltage of the STN-LCD according to the present invention has a temperature dependence of not more than 3 mV and a frequency dependence of not more than 0.3, the STN-LCD of the invention exhibits satisfactory display quality with no unevenness in its operating temperature range.

DETAILED DESCRIPTION OF THE INVENTION

55 **[0007]** In formula (I) representing the component (a) for use in the present invention, R¹ is preferably an alkyl group having 1 to 8 carbon atoms or an alkenyl group having 2 to 8 carbon atoms. For increasing the contrast, R¹ is still preferably an alkenyl group represented by formula (p) or (q):

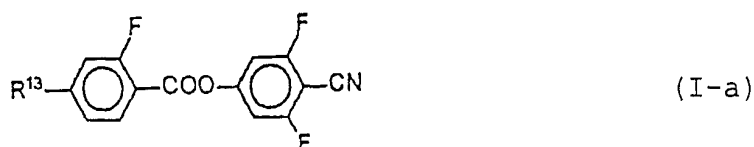


5

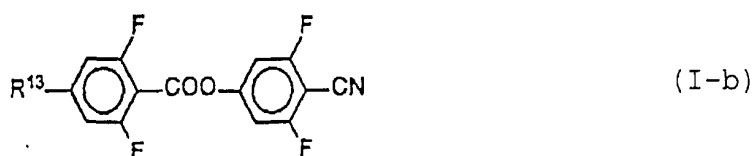
(the group of formula (p) or (q) is bonded at its right end to the ring). The alkenyl group of formula (q) is particularly preferred. X¹ is preferably a hydrogen atom.

[0008] The compound (I) is preferably a compound represented by formula (I-a) or (I-b):

10



15



20

25

wherein R¹³ represents an alkyl group having 1 to 16 carbon atoms or an alkenyl group having 2 to 8 carbon atoms.

[0009] The content of the compound (I) in the liquid crystal material is preferably 5 to 40% by weight. The liquid crystal material of the invention preferably comprises one to four kinds, particularly preferably one or two kinds, of each of the compound (I-a) and the compound (I-b). The total content of the compounds (I-a) and the compound (I-b) in the liquid crystal material is preferably 5 to 40% by weight, more preferably 5 to 30% by weight, particularly preferably 5 to 20% by weight.

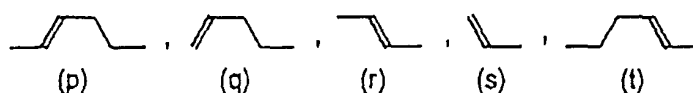
30

[0010] The content of the component (b), selected from the group consisting of compounds represented by formula (II) and compounds represented by formula (III), in the liquid crystal material is preferably 5 to 40% by weight, more preferably 10 to 30% by weight. While the liquid crystal material contains either one of the compound (II) and the compound (III), it is preferred to contain the compound (III) for reducing the temperature dependence and the frequency dependence of threshold voltage. For ensuring reduction in temperature dependence and frequency dependence of threshold voltage, it is more preferred for the liquid crystal material to contain both the compound (II) and the compound (III).

35

[0011] In formulae (II) and (III), R² and R³ each preferably represent an alkyl group having 1 to 16 carbon atoms or an alkenyl group having 2 to 16 carbon atoms, still preferably represent an alkyl group having 1 to 8 carbon atoms or an alkenyl group having 2 to 8 carbon atoms, particularly preferably represent an alkenyl group represented by any one of the following formulae (p) to (t):

40



45

(each structural formula is bonded at its right end to the ring).

In particular, the alkenyl group represented by formula (r) or (s) is preferred for improving the contrast simultaneously.

[0012] From the standpoint of reduction of threshold voltage temperature dependence, it is desirable for the liquid crystal material to have a high nematic phase-isotropic liquid phase transition temperature (hereinafter referred to as T_{ni}), but too high a T_{ni} results in an increase of switching time. From these considerations, the T_{ni} is preferably 75 to 150°C, more preferably 80 to 120°C. From the same standpoint, it is desirable for the liquid crystal material to have a low solid phase- or smectic phase-isotropic liquid phase transition temperature (hereinafter referred to as T_{-n}), specifically from -60° to -30°C, more preferably -60° to -40°C. It is preferred that the refractive index anisotropy (Δn) of the

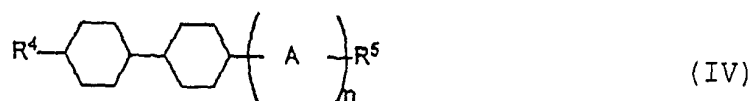
55

EP 1 184 441 A1

liquid crystal material be 0.07 to 0.24, more preferably 0.08 to 0.20, particularly preferably 0.12 to 0.18.

[0013] It is preferred for the liquid crystal material to further comprise a compound represented by formula (IV):

5



10

wherein R^4 and R^5 each have the same meaning as R^2 ; A represents a 1,4-phenylene group or a *trans*-1,4-cyclohexylene group; and n represents 0 or 1.

Use of the compound (IV) brings about further reduction in frequency dependence of threshold voltage. It is preferred for the liquid crystal material to contain one to five kinds of the compound (IV). The content of the compound (IV) in the liquid crystal material is preferably 5 to 40% by weight, particularly preferably 10 to 40% by weight.

15

[0014] Preferred examples of the compound (IV) include compounds represented by formula (IV-a):

20

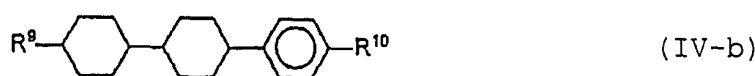


25

wherein R^7 and R^8 each independently represent an alkyl group having 1 to 8 carbon atoms or an alkenyl group having 2 to 8 carbon atoms. The content of the compound (IV-a) in the liquid crystal material is preferably 5 to 40% by weight, particularly preferably 10 to 40% by weight.

[0015] Preferred examples of the compound (IV) also include compounds represented by formula (IV-b):

30



35

wherein R^9 and R^{10} each independently represent an alkyl group having 1 to 8 carbon atoms or an alkenyl group having 2 to 8 carbon atoms. The content of the compound (IV-b) in the liquid crystal material is preferably 5 to 40% by weight, particularly preferably 10 to 40% by weight.

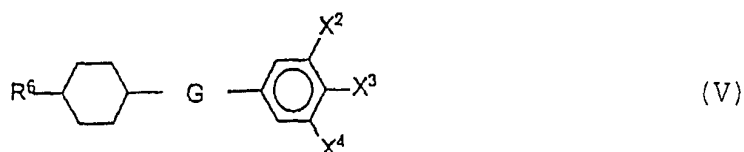
[0016] The compound (IV-a) or the compound (IV-b) are effective in further reducing the frequency dependence.

The compound (IV-b) is also effective in broadening the liquid crystal temperature range. It is particularly preferred to use both the compounds (IV-a) and (IV-b).

40

[0017] It is also preferred for the liquid crystal material to further comprise a compound represented by formula (V):

45



50

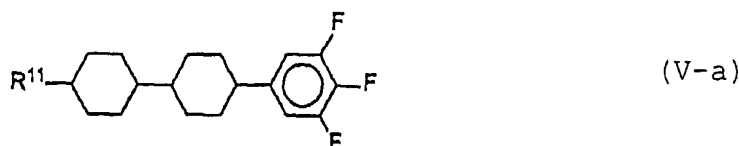
wherein R^6 represents an alkyl group having 1 to 16 carbon atoms or an alkenyl group having 2 to 8 carbon atoms; G represents a 1,4-phenylene group or a *trans*-1,4-cyclohexylene group; X^3 represents a cyano group, a fluorine atom, a trifluoromethoxy group or a difluoromethoxy group; X^2 and X^4 each independently represent a hydrogen atom or a fluorine atom.

Incorporation of the compound (V) brings about further reduction of the temperature dependence of threshold voltage.

The content of the compound (V) in the liquid crystal material is preferably 5 to 40% by weight, particularly preferably 10 to 30% by weight.

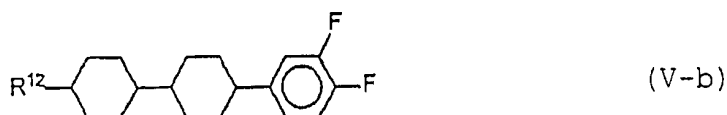
55

[0018] Preferred examples of the compound (V) include compounds represented by formula (V-a):



wherein R¹¹ represents an alkyl group having 1 to 16 carbon atoms or an alkenyl group having 2 to 8 carbon atoms. The content of the compound (V-a) in the liquid crystal material is preferably 5 to 40% by weight, particularly preferably 10 to 30% by weight.

[0019] Preferred examples of the compound (V) also include compounds represented by formula (V-b):



20 wherein R¹² represents an alkyl group having 1 to 16 carbon atoms or an alkenyl group having 2 to 8 carbon atoms. The content of the compound (V-b) in the liquid crystal material is preferably 5 to 40% by weight, particularly preferably 10 to 30% by weight. It is still preferred for the liquid crystal material to contain both the compound (V-a) and the compound (V-b).

[0020] A particularly preferred liquid crystal material for use in the present invention comprises 5 to 40% by weight of the compound (I-a), 5 to 40% by weight of the compound (II-a), and 5 to 40% by weight of the compound (IV-b). Another particularly preferred liquid crystal material comprises 5 to 40% by weight of the compound (I-a), 5 to 40% by weight of the compound (III-a), and 5 to 40% by weight of the compound (IV-b). These preferred liquid crystal materials are particularly effective in reducing not only the temperature dependence but also the frequency dependence of threshold voltage of STN-LCDs.

[0021] The twist angle of the STN-LCD according to the present invention is preferably 180 to 300°, more preferably 220 to 270°, particularly preferably 230 to 260°.

[0022] Having reduced temperature dependence of threshold voltage compared with conventional STN-LCDs, the STN-LCD of the invention exhibits satisfactory display quality in its operating temperature, i.e., from -20°C to 50°C.

[0023] Since the STN-LCD for use in the invention has markedly reduced frequency dependence of threshold voltage compared with conventional STN-LCDs, the influences of the applied voltage frequency on display quality are reduced to secure satisfactory display quality with little display unevenness. In general, the range of the applied voltage frequency is widened with the duty ratio of a multiplexing drive system. Therefore, the STN-LCD of the invention is suitable for high-density display by multiplexing drive at 1/32 to 1/480 duty as required with cellular phones, etc. The STN-LCD of the invention is particularly suitable for driving at 1/64 to 1/240 duty.

[0024] The liquid crystal material for use in the invention may contain known nematic liquid crystals, smectic liquid crystals, cholesteric liquid crystals, chiral dopants, etc. in addition to the compounds (I) to (V).

[0025] The STN-LCD may be any of a transmission type, a semi-transmission type and a reflection type. The effects of the present invention are not restricted by the display type.

[0026] The STN-LCD according to the invention has reduced dependence of the threshold voltage on both temperature and frequency in the operating temperature range and exhibits excellent display characteristics suitable for a multiplexing drive system at 1/32 to 1/480 duty, particularly 1/64 to 1/240 duty, which is required of cellular phones, etc.

EXAMPLES

[0027] The present invention will be illustrated in greater detail with reference to Examples, but the invention should not be construed as being limited thereto. Unless otherwise noted, all the percents are given by weight.

[0028] The parameters measured in Examples are as follows.

T_{ni}: Nematic-isotropic phase transition temperature (°C)

T_{-n}: Solid or smectic-nematic phase transition temperature (°C)

η: Viscosity (mPa·s) at 20°C

Δn: Refractive index anisotropy at 25°C

V_{th}: Threshold voltage (V) of an STN-LCD having a cell thickness d (μm) measured at 25°C, the cell thickness d

EP 1 184 441 A1

being determined by equation: $\Delta n \cdot d = 0.90$ (V_{th} is a driving voltage at a transmission of 90%). The applied voltage has a square wave form and a frequency of 100 Hz.

V_{sat} : Saturated voltage (V) of an STN-LCD having a cell thickness d (μm), the cell thickness d being determined by equation: $\Delta n \cdot d = 0.90$ (V_{sat} is a driving voltage at a transmission of 90%).

γ : Steepness at 25°C ($\gamma = V_{sat}/V_{th}$)

τ : Switching time (msec) in an STN-LCD at 25°C

$$\frac{dV}{dT}(-20^\circ\text{C} \sim 50^\circ\text{C}) : \left| \frac{V_{th}(-20^\circ\text{C}) - V_{th}(50^\circ\text{C})}{70^\circ\text{C}} \right| \text{ (mV/}^\circ\text{C)}$$

$$\frac{dV}{dT}(-20^\circ\text{C} \sim 50^\circ\text{C}) : \left| \frac{V_{th}(-20^\circ\text{C}) - V_{th}(25^\circ\text{C})}{45^\circ\text{C}} \right| \text{ (mV/}^\circ\text{C)}$$

$$\frac{dV}{dT}(25^\circ\text{C} \sim 50^\circ\text{C}) : \left| \frac{V_{th}(25^\circ\text{C}) - V_{th}(50^\circ\text{C})}{25^\circ\text{C}} \right| \text{ (mV/}^\circ\text{C)}$$

wherein $V_{th}(-20^\circ\text{C})$, $V_{th}(25^\circ\text{C})$, and $V_{th}(50^\circ\text{C})$ represent the threshold voltage of an STN-LCD measured at a temperature of -20°C , 25°C and 50°C , respectively, with a voltage having a square wave form at 100 Hz applied.

$$\Delta V/V_{th}(100\text{Hz}) : \left| \frac{V_{th}(5000\text{Hz}) - V_{th}(100\text{Hz})}{V_{th}(100\text{Hz})} \right|$$

wherein $V_{th}(5000\text{Hz})$ and $V_{th}(100\text{Hz})$ represent the threshold voltage of an STN-LCD measured at -20°C with an applied voltage having a square wave form at a frequency of 5000 Hz and 100 Hz, respectively.

[0029] A liquid crystal cell was made up of a pair of transparent electrode layers facing each other and each having an orientation layer (formed by rubbing an organic film of a polyimide "Sunever 150" available from Nissan Chemical Industries, Ltd.) disposed on the inner side thereof to make a twist angle of 240° . A chiral dopant (S-811, available from Merck & Co., Inc.) was added to a nematic liquid crystal composition, and the mixture was filled into the cell to make an STN-LCD. The chiral dopant S-811 was added in such a way that the doping-induced helical pitch P of the mixed liquid crystals and the cell thickness d satisfy equation: $d/P = 0.50$.

[0030] In representing compounds used in Examples, the following abbreviations are used.

terminal -n (figure) : $-\text{C}_n\text{H}_{2n+1}$

ndm-: $\text{C}_n\text{H}_{2n+1}-\text{CH}=\text{CH}-(\text{CH}_2)_{m-1}-$

-ndm: $-(\text{C}_n\text{H}_{2n+1}-\text{CH}=\text{CH}-(\text{CH}_2)_{m-1})$

-On: $-\text{OC}_n\text{H}_{2n+1}$

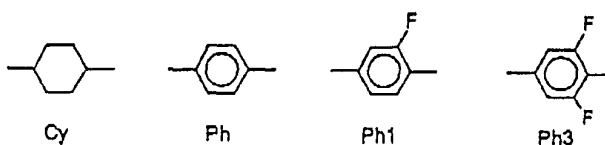
-T-: $-\text{C}\equiv\text{C}-$

-Z-: $-\text{CH}=\text{N}=\text{N}=\text{CH}-$

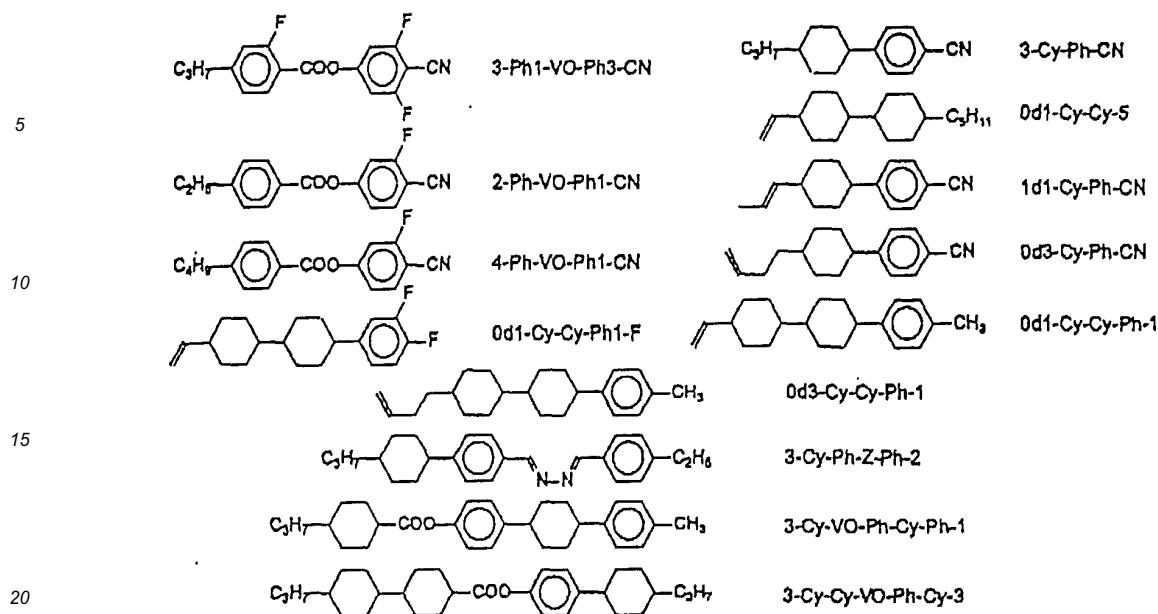
-VO-: $-\text{COO}-$

-CN: $-\text{C}\equiv\text{N}$

- F: -F



[0031] For example, these abbreviations are used as follows:



EXAMPLES 1 AND 2 AND COMPARATIVE EXAMPLES 1 TO 3

[0032] Liquid crystal composition No. 1 (Example 1), No. 2 (Example 2), M1 (Comparative Example 1), M2 (Comparative Example 2), and M3 (Comparative Example 3) were prepared according to the formulations shown in Table 1 below. STN-LCDs were prepared using these liquid crystal compositions. The characteristics of the STN-LCDs are shown in Table 1.

TABLE 1

	Comp. Example 1 (M1)	Comp. Example 2 (M2)	Comp. Example 3 (M3)	Example 1 (No. 1)	Example Example 2 (No. 1)
Composition (%):					
M1	-	95	95	90	70
3-Ph1-VO-Ph3-CN	0	5	0	5	5
0d1-Cy-Ph3-CN	0	0	5	5	5
4-Ph-VO-Ph1-CN	15	0	0	0	0
2-Ph-VO-Ph1-CN	3	0	0	0	0
3-Cy-Ph-CN	12	0	0	0	0
0d1-Cy-Cy-Ph1-F	0	0	0	0	20
1d1-Cy-Ph-CN	10	0	0	0	0
0d3-Cy-Ph-CN	10	0	0	0	0
0d1-Cy-Cy-5	9	0	0	0	0
0d1-Cy-Cy-Ph-1	13	0	0	0	0
0d3-Cy-Cy-Ph-1	14	0	0	0	0
3-Cy-Ph-Z-Ph-2	6	0	0	0	0
2-Cy-VO-Ph-Cy-Ph-1	5	0	0	0	0

EP 1 184 441 A1

TABLE 1 (continued)

	Comp. Example 1 (M1)	Comp. Example 2 (M2)	Comp. Example 3 (M3)	Example 1 (No. 1)	Example Example 2 (No. 1)
Composition (%):					
3-Cy-Cy-VO-Ph-Cy-3	3	0	0	0	0
Characteristics:					
T _{ni} (°C)	94.1	88.2	87.8	82.6	83.4
T _{-n} (°C)	-48	-51	-49	-51	-48
V _{th} (V)	1.70	1.49	1.56	1.38	1.23
Δn	0.139	0.138	0.137	0.137	0.127
γ	1.060	1.066	1.057	1.062	1.058
τ (msec)	180	186	203	195	217
dV/dT(-20°C - 25°C) (mV/°C)	4.1	3.4	3.2	2.0	1.7
dV/dT(25 - 50°C) (mV/°C)	2.9	3.1	3.2	3.3	2.9
dV/dT(-20 - 50°C) (mV/°C)	3.5	3.3	3.2	2.5	2.1
ΔV/V _{th} (100Hz) (-20°C)	0.53	0.36	0.34	0.22	0.23

[0033] As is understood from the formulations shown in Table 1, liquid crystal composition M2 (Comparative Example 2) is a mixture of 95% of liquid crystal composition M1 (Comparative Example 1) and 5% of 3-Ph1-VO-Ph3-CN (compound (I)); liquid crystal composition M3 (Comparative Example 3) is a mixture of 95% of liquid crystal composition M1 and 5% of 0d1-Cy-Ph3-CN (compound (II)); liquid crystal composition No. 1 (Example 1) is a mixture of 90% of liquid crystal composition M1, 5% of 3-Ph1-VO-Ph3-CN (compound (I)) and 5% of 0d1-Cy-Ph3-CN (compound (II)); and liquid crystal composition No. 2 is a mixture of liquid crystal composition No. 1 and 0d1-Cy-Cy-Ph1-F (compound (V)). It is seen that the STN-LCDs of Examples 1 and 2 show improvement in temperature dependence of threshold voltage and great improvement in frequency dependence of threshold voltage as compared with those of Comparative Examples 1, 2 and 3.

EXAMPLES 3 AND 4 AND COMPARATIVE EXAMPLES 4

[0034] Liquid crystal compositions No. 3 (Example 3), No. 4 (Example 4) and M4 (Comparative Example 4) shown in Table 2 below were prepared. The characteristics of STN-LCDs made by using these compositions are shown in Table 2. For better comparison, the results of Comparative Examples 1 and 2 are also shown.

TABLE 2

	Comp. Example 1 (M1)	Comp. Example 2 (M2)	Comp. Example 4 (M4)	Example 3 (No. 3)	Example 4 (No. 4)
Composition (%):					
M1	-	95	95	90	70
3-Ph1-VO-Ph3-CN	0	5	0	5	5
1d1-Cy-Ph1-CN	0	0	5	5	5
4-Ph-VO-Ph1-CN	15	0	0	0	0

EP 1 184 441 A1

TABLE 2 (continued)

	Comp. Example 1 (M1)	Comp. Example 2 (M2)	Comp. Example 4 (M4)	Example 3 (No. 3)	Example 4 (No. 4)
Composition (%):					
2-Ph-VO-Ph1-CN	3	0	0	0	0
3-Cy-Ph-CN	12	0	0	0	0
0d1-Cy-Cy-Ph1-F	0	0	0	0	20
1d1-Cy-Ph-CN	10	0	0	0	0
0d3-Cy-Ph-CN	10	0	0	0	0
0d1-Cy-Cy-5	9	0	0	0	0
0d1-Cy-Cy-Ph-1	13	0	0	0	0
0d3-Cy-Cy-Ph-1	14	0	0	0	0
3-Cy-Ph-Z-Ph-2	6	0	0	0	0
2-Cy-VO-Ph-Cy-Ph-1	5	0	0	0	0
3-Cy-Cy-VO-Ph-Cy-3	3	0	0	0	0
Characteristics:					
T _{ni} (°C)	94.1	88.2	91.2	85.5	86.9
T _n (°C)	-48	-51	-47	-53	-53
V _{th} (V)	1.70	1.49	1.64	1.42	1.35
Δn	0.139	0.138	0.138	0.138	0.128
γ	1.060	1.066	1.056	1.060	1.057
τ (msec)	180	186	184	198	222
dV/dT(-20°C - 25°C) (mV/°C)	4.1	3.4	3.8	2.5	2.1
dV/dT(25 - 50°C) (mV/°C)	2.9	3.1	3.0	3.1	2.8
dV/dT(-20 - 50°C) (mV/°C)	3.5	3.3	3.5	2.7	2.3
ΔV/V _{th} (100Hz) (-20°C)	0.53	0.36	0.42	0.24	0.23

[0035] As is understood from the formulations shown in Table 2, liquid crystal composition M4 (Comparative Example 4) is a mixture of 95% of liquid crystal composition M1 (Comparative Example 1) and 5% of 1d1-Cy-Ph1-CN (compound (II)); liquid crystal composition No. 3 (Example 3) is a mixture of 90% of M1, 5% of 3-Ph1-VO-Ph3-CN (compound (I)) and 5% of 1d1-CY-Ph1-CN (compound (II)); and liquid crystal composition No. 4 (Example 4) is a mixture of liquid crystal composition No. 3 and 0d1-Cy-Cy-Ph1-F (compound (V)).

[0036] It is seen that the STN-LCDs of Examples 3 and 4 show great reduction in temperature dependence of threshold voltage and also exhibit marked reduction in frequency dependence of threshold voltage compared with those of Comparative Examples 1, 2 and 4.

EXAMPLES 5 AND 6 AND COMPARATIVE EXAMPLE 5

[0037] Liquid crystal compositions No. 5 (Example 5), No. 6 (Example 6) and M5 (Comparative Example 5) having the formulations shown in Table 3 below were prepared. The characteristics of STN-LCDs made by using these com-

EP 1 184 441 A1

positions are also shown in Table 3.

TABLE 3

	Comp. Example 5 (M5)	Example 5 (No. 5)	Example 6 (No. 6)
Composition (%):			
3-Ph1-VO-Ph3-CN	0	10	5
5-Ph3-VO-Ph3-CN	0	0	5
0d1-Cy-Ph3-CN	0	8	0
4-Ph-VO-Ph1-CN	18	0	0
1d1-Cy-Ph1-CN	0	0	8
3-Cy-Ph-CN	12	12	0
0d1-Cy-Cy-Ph1-F	0	0	20
1d1-Cy-Ph-CN	10	10	10
0d3-Cy-Ph-CN	10	10	10
0d1-Cy-Cy-5	9	9	9
0d1-Cy-Cy-Ph-1	13	13	10
0d3-Cy-Cy-Ph-1	14	14	10
3-Cy-Ph-Z-Ph-2	6	6	6
2-Cy-VO-Ph-Cy-Ph-1	5	5	7
3-Cy-Cy-VO-Ph-Cy-3	3	3	0
Characteristics:			
T_{ni} (°C)	94.0	87.9	89.5
T_n (°C)	-48	-52	-49
V_{th} (V)	1.70	1.46	1.61
Δn	0.139	0.134	0.133
γ	1.060	1.052	1.055
τ (msec)	180	171	163
$dV/dT(-20^\circ\text{C} - 25^\circ\text{C})$ (mV/°C)	4.1	1.3	1.1
$dV/dT(25 - 50^\circ\text{C})$ (mV/°C)	2.9	2.7	2.4
$dV/dT(-20 - 50^\circ\text{C})$ (mV/°C)	3.7	1.8	1.7
$\Delta V/V_{th}(100\text{Hz})$ (-20°C)	0.53	0.17	0.15

[0038] Replacement of 4-Ph-VO-Ph1-CN in liquid crystal composition M5 (Comparative Example 5) with 3-Ph1-VO-Ph3-CN (Compound (I)) and 0d1-Cy-Ph3-CN (Compound (II)) provides liquid crystal composition No. 5 (Example 5). Replacement of 4-Ph-VO-Ph1-CN and 3-Cy-Ph-CN in M5 with 3-Ph1-VO-Ph3-CN (compound (I)), 5-Ph3-VO-Ph3-CN (compound (I)), 1d1-Cy-Ph1-CN (compound (II)) and 0d1-Cy-Cy-Ph1-F (compound (V)) provides liquid crystal composition No. 6 (Example 6). As a result of the replacement, the STN-LCDs of Examples 5 and 6 show surprising reduction in temperature dependence of threshold voltage and also great reduction in frequency dependence of threshold voltage compared with the STN-LCD made of M5.

[0039] The present invention provides an STN-LCD the threshold voltage of which has reduced dependence on both frequency and temperature to secure improved display quality in the operating temperature range. The STN-LCD of the invention exhibits satisfactory display quality free of unevenness in the operating temperature range.

[0040] While the invention has been described in detail and with reference to specific examples thereof, it will be apparent to one skilled in the art that various changes and modifications can be made therein without departing from the spirit and scope thereof.

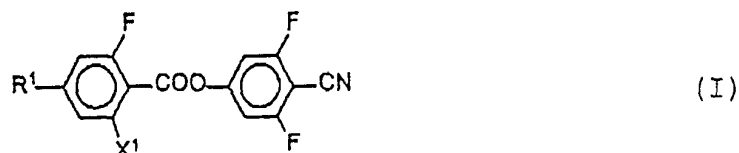
Claims

1. A supertwisted nematic liquid crystal display comprising:

a pair of substrates each having a liquid crystal orientation-controlling layer and a transparent electrode; a liquid crystal material held between said substrates; and at least one polarizing sheet provided on at least one of said substrates,

wherein said liquid crystal material comprises:

(a) a compound represented by formula (I):



wherein R¹ represents an alkyl group having 1 to 16 carbon atoms, an alkenyl group having 2 to 16 carbon atoms, an alkenyloxy group having 3 to 16 carbon atoms; and X¹ represents a hydrogen atom or a fluorine atom; and

(b) at least one compound selected from the group consisting of: compounds represented by formula (II):



wherein R² represents a fluorine-substituted or unsubstituted alkyl group having 1 to 16 carbon atoms, a fluorine-substituted or unsubstituted alkoxy group having 1 to 16 carbon atoms, an alkenyl group having 2 to 16 carbon atoms, an alkoxyalkyl group having 2 to 16 carbon atoms, or an alkenyloxy group having 3 to 16 carbon atoms; and compounds represented by formula (III):



wherein R³ has the same meaning as R²,

wherein said liquid crystal display satisfies:

condition formula (i):

$$\left| \frac{V_{th}(-20\text{ }^{\circ}\text{C}) - V_{th}(50\text{ }^{\circ}\text{C})}{70\text{ }^{\circ}\text{C}} \right| \leq 3\text{mV}/^{\circ}\text{C} \quad (\text{i})$$

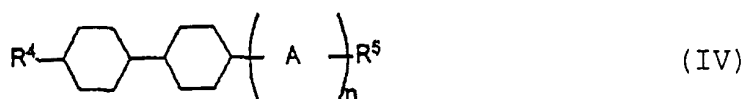
wherein V_{th}(-20°C) and V_{th}(50°C) represent the threshold voltage of the liquid crystal display measured at a temperature of -20°C and 50°C, respectively, with an applied voltage having a square wave form and a frequency of 100 Hz; and

condition formula (ii):

$$\left| \frac{V_{th}(5000\text{Hz}) - V_{th}(100\text{Hz})}{V_{th}(100\text{Hz})} \right| \leq 0.3 \quad (\text{ii})$$

wherein $V_{th}(5000\text{Hz})$ and $V_{th}(100\text{Hz})$ represent the threshold voltage of the liquid crystal display measured at -20°C with an applied voltage having a square wave form and a frequency of 5000 Hz and 100 Hz, respectively.

2. The supertwisted nematic liquid crystal display according to claim 1, wherein said liquid crystal material contains 5 to 40% by weight of component (a) and 5 to 40% by weight of component (b).
3. The supertwisted nematic liquid crystal display according to claim 2, wherein R^2 in formula (II) and R^3 in formula (III) each independently represent an alkenyl group having 2 to 16 carbon atoms.
4. The supertwisted nematic liquid crystal display according to claim 1, wherein said liquid crystal material contains both a compound represented by formula (II) and a compound represented by formula (III).
5. The supertwisted nematic liquid crystal display according to claim 1, which further comprises a compound represented by formula (IV):



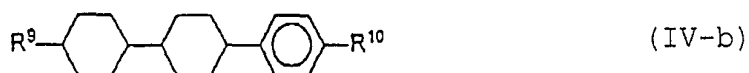
wherein R^4 and R^5 each have the same meaning as R^2 ; A represents a 1,4-phenylene group or a *trans*-1,4-cyclohexylene group; and n represents 0 or 1.

6. The supertwisted nematic liquid crystal display according to claim 5, wherein said liquid crystal material contains: 5 to 40% by weight of a compound represented by formula (IV-a):



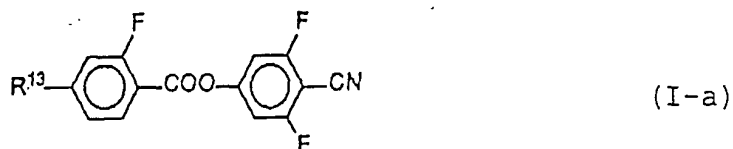
wherein R^7 and R^8 each independently represent an alkyl group having 1 to 8 carbon atoms or an alkenyl group having 2 to 8 carbon atoms; and

5 to 40% by weight of a compound represented by formula (IV-b):



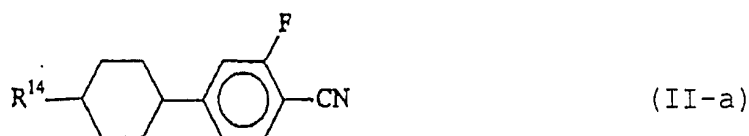
wherein R^9 and R^{10} each independently represent an alkyl group having 1 to 8 carbon atoms or an alkenyl group having 2 to 8 carbon atoms.

7. The supertwisted nematic liquid crystal display according to claim 5, wherein said liquid crystal material comprises: 5 to 40% by weight of a compound represented by formula (I-a):



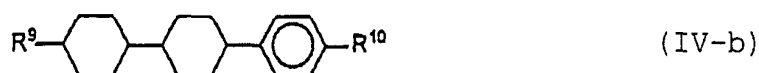
wherein R¹³ represents an alkyl group having 1 to 16 carbon atoms or an alkenyl group having 2 to 8 carbon atoms;

5 to 40% by weight of a compound represented by formula (II-a):



wherein R¹⁴ represents an alkyl group having 1 to 8 carbon atoms or an alkenyl group having 2 to 8 carbon atoms; and

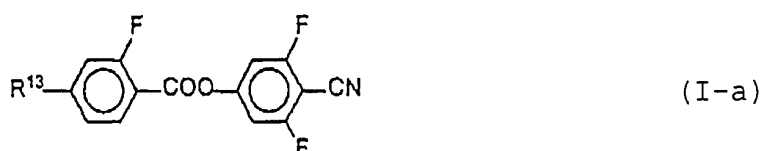
5 to 40% by weight of a compound represented by formula (IV-b):



wherein R⁹ and R¹⁰ each independently represent an alkyl group having 1 to 8 carbon atoms or an alkenyl group having 2 to 8 carbon atoms.

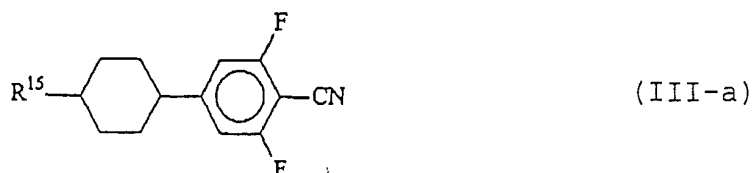
8. The supertwisted nematic liquid crystal display according to claim 5, wherein said liquid crystal material comprises:

5 to 40% by weight of a compound represented by formula (I-a):



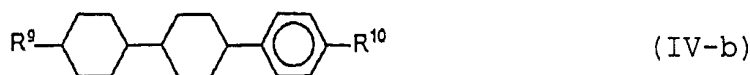
wherein R¹³ represents an alkyl group having 1 to 16 carbon atoms or an alkenyl group having 2 to 8 carbon atoms;

5 to 40% by weight of a compound represented by formula (III-a):



wherein R¹⁵ represents an alkyl group having 1 to 8 carbon atoms or an alkenyl group having 2 to 8 carbon atoms; and

5 to 40% by weight of a compound represented by formula (IV-b):

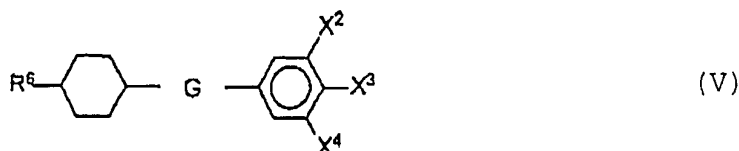


5

wherein R⁹ and R¹⁰ each independently represent an alkyl group having 1 to 8 carbon atoms or an alkenyl group having 2 to 8 carbon atoms.

9. The supertwisted nematic liquid crystal display according to claim 1, wherein said liquid crystal material further comprises a compound represented by formula (V):

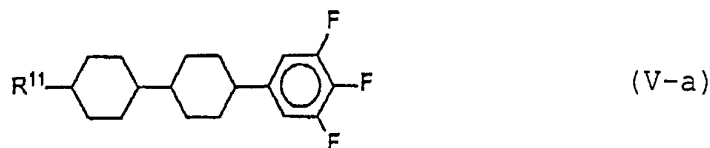
15



wherein R⁶ represents an alkyl group having 1 to 16 carbon atoms or an alkenyl group having 2 to 8 carbon atoms; G represents a 1,4-phenylene group or a *trans*-1,4-cyclohexylene group; X³ represents a cyano group, a fluorine atom, a trifluoromethoxy group or a difluoromethoxy group; X² and X⁴ each independently represent a hydrogen atom or a fluorine atom.

10. The supertwisted nematic liquid crystal display according to claim 9, wherein said liquid crystal material contains 5 to 40% by weight of a compound represented by formula (V-a):

30

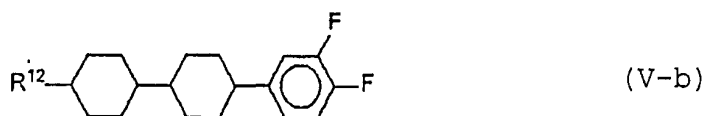


35

wherein R¹¹ represents an alkyl group having 1 to 16 carbon atoms or an alkenyl group having 2 to 8 carbon atoms.

11. The supertwisted nematic liquid crystal display according to claim 9, wherein said liquid crystal material contains 5 to 40% by weight of a compound represented by formula (V-b):

40



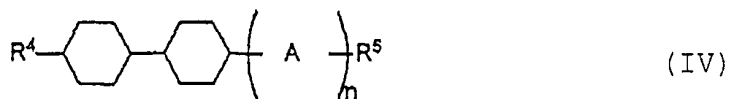
45

wherein R¹² represents an alkyl group having 1 to 16 carbon atoms or an alkenyl group having 2 to 8 carbon atoms.

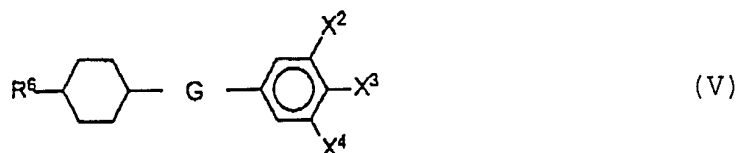
12. The supertwisted nematic liquid crystal display according to claim 1, wherein said liquid crystal material further comprises:

a compound represented by formula (IV):

55



10 wherein R⁴ and R⁵ each have the same meaning as R²; A represents a 1,4-phenylene group or a *trans*-1,4-cyclohexylene group; and n represents 0 or 1; and a compound represented by formula (V):



20 wherein R⁶ represents an alkyl group having 1 to 16 carbon atoms or an alkenyl group having 2 to 8 carbon atoms; G represents a 1,4-phenylene group or a *trans*-1,4-cyclohexylene group; X³ represents a cyano group, a fluorine atom, a trifluoromethoxy group or a difluoromethoxy group; X² and X⁴ each independently represent a hydrogen atom or a fluorine atom.

25

30

35

40

45

50

55



European Patent
Office

EUROPEAN SEARCH REPORT

Application Number
EP 01 12 0612

DOCUMENTS CONSIDERED TO BE RELEVANT			
Category	Citation of document with indication, where appropriate, of relevant passages	Relevant to claim	CLASSIFICATION OF THE APPLICATION (Int.Cl.7)
X	US 5 720 899 A (FUJITA ATSUKO ET AL) 24 February 1998 (1998-02-24) * column 1, line 22 - line 35 * * column 3, line 33 - column 4, line 45 * * column 15, line 37 - line 45 * * column 17, line 40 - line 55 * * column 26, line 12 - line 14 * * column 27, line 8 - line 12 * * column 27, line 25 - line 28 * * column 29, paragraph 58 - line 65 * * column 31, line 1 - line 17 * * column 32, line 19 - line 24 * * column 42, line 1 - line 2 *	1-12	C09K19/20 C09K19/30 C09K19/44 C09K19/46 G02F1/13
X,D	PATENT ABSTRACTS OF JAPAN vol. 1997, no. 10, 31 October 1997 (1997-10-31) & JP 09 157654 A (DAINIPPON INK & CHEM INC), 17 June 1997 (1997-06-17) * abstract * * page 11; example 13 *	1-12	
X	EP 0 821 051 A (CHISSO CORP) 28 January 1998 (1998-01-28) * page 2, line 5 - line 8 * * page 2, line 42 - line 45 * * page 4, line 1 - line 3 * * page 6, line 1 - page 7, line 48 * * page 10, line 1 - line 25 *	1-12	C09K G02F

TECHNICAL FIELDS SEARCHED (Int.Cl.7)
C09K G02F

The present search report has been drawn up for all claims

Place of search MUNICH	Date of completion of the search 6 December 2001	Examiner Petitpierre, O
----------------------------------	--	-----------------------------------

<p>CATEGORY OF CITED DOCUMENTS</p> <p>X : particularly relevant if taken alone Y : particularly relevant if combined with another document of the same category A : technological background O : non-written disclosure P : intermediate document</p>	<p>T : theory or principle underlying the invention E : earlier patent document, but published on, or after the filing date D : document cited in the application L : document cited for other reasons & : member of the same patent family, corresponding document</p>
---	---

EPC FORM 1503 03/82 (P04/001)

ANNEX TO THE EUROPEAN SEARCH REPORT
ON EUROPEAN PATENT APPLICATION NO.

EP 01 12 0612

This annex lists the patent family members relating to the patent documents cited in the above-mentioned European search report. The members are as contained in the European Patent Office EDP file on
The European Patent Office is in no way liable for these particulars which are merely given for the purpose of information.

06-12-2001

Patent document cited in search report		Publication date	Patent family member(s)	Publication date
US 5720899	A	24-02-1998	AT 181352 T	15-07-1999
			CN 1117515 A	28-02-1996
			DE 69510267 D1	22-07-1999
			EP 0679707 A1	02-11-1995
			JP 8012605 A	16-01-1996
			US 5653911 A	05-08-1997
JP 09157654	A	17-06-1997	NONE	
EP 0821051	A	28-01-1998	JP 10036845 A	10-02-1998
			DE 69702028 D1	21-06-2000
			DE 69702028 T2	02-11-2000
			EP 0821051 A1	28-01-1998

专利名称(译)	液晶显示装置		
公开(公告)号	EP1184441A1	公开(公告)日	2002-03-06
申请号	EP2001120612	申请日	2001-08-29
[标]申请(专利权)人(译)	大日本油墨化学工业株式会社		
申请(专利权)人(译)	大日本油墨化学股份有限公司.		
当前申请(专利权)人(译)	DIC株式会社		
[标]发明人	SUDO GO KURIYAMA TAKESHI KAWAKAMI SHOTARO OHNISHI HIROYUKI TAKATSU HARUYOSHI		
发明人	SUDO, GO KURIYAMA, TAKESHI KAWAKAMI, SHOTARO OHNISHI, HIROYUKI TAKATSU, HARUYOSHI		
IPC分类号	G02F1/13 C09K19/02 C09K19/20 C09K19/30 C09K19/44 C09K19/46		
CPC分类号	C09K19/3003 C09K19/0208 C09K19/2007 C09K19/44 C09K19/46 Y10T428/10		
优先权	2000262851 2000-08-31 JP		
其他公开文献	EP1184441B1		
外部链接	Espacenet		

摘要(译)

一种超扭曲向列型液晶显示器，包括：一对基板，每个基板具有液晶取向控制层和透明电极；保持在所述基板之间的液晶材料；和至少一个设置在至少一个所述基板上的偏振片，其中所述液晶材料包括：(a)由式(I)表示的化合物：和(b)至少一种选自下组的化合物：化合物由式(II)表示的化合物：和由式(III)表示的化合物：

